City of Hattiesburg, MS

200 Forrest St.
P.O. Box 1898
Hattiesburg, MS 39401

Meeting Agenda - Final

Tuesday, September 19, 2017

5:00 PM

Council Chambers

City Council

I. Call to Order

II. Call to Prayer and Pledge of Allegiance

III. Agenda Order

IV. PRESENTATION AGENDA

V. POLICY AGENDA

V.-1 2017-734 Adopt an Ordinance for the petition filed by Corey Arrington, Applicant, on behalf of Marvin Arrington, Owner, to change the zoning classification for a certain property located at 314 Bay Street (Parcel 029P-10-281.00, PPIN 18609, Ward 4) from Section 4.5.4, R-1B (Single Family Residential) District to Section 4.5.9, B-2 (Neighborhood Business) District. The Planning Commission recommended to DENY on August 2, 2017.

Attachments:

- August HPC BOA Minutes
- Ordinance - 314 Bay St
- Staff Summary -314 Bay Street
- Image Sheet - 314 Bay
- 314 Bay St - Applicant sheet
- 314 Bay St - Site design
- 314 Bay St - Survey
- HHNA APA Pres. (submitted by opponent)
- HHNA Conv. Store Map (submitted by opponent)
- HHNA Info (submitted by opponent)
- HHNA Packet (submitted by opponent)
- Petition (submitted by opponent)
- Robin Roberts Letter (submitted by opponent)
- Letter from David Halliwell, 9-19-17

V.-2 2017-736

Adopt a Resolution to amend the City's Comprehensive Plan 2008-2028, Chapter - 7 Land Use and Development, Map 2. Future Land Use, changing the designated “Future Land Use” of Bay Street from the intersection of Hall Avenue to Gordon’s Creek from “Neighborhood Business” to “Neighborhood Conservation District 1”, filed by Tara Poole, President, HHNA. The Planning Commission recommended to APPROVE on August 2, 2017.

Attachments:

August HPC BOA Minutes

June HPC BOA Minutes (corrected)

Staff Summary -Comp Plan Land Use Map

Image Sheet - Comp Plan

Comp Plan Future Land Use Map

Com plan amendment request - Seth Hunter

Comp Plan Amend - HHNA Letter for Map Amendment

Comp Plan Amendment - Future Land Use Map - Petition Against Change

Resolution - Comp Plan Future Land Use Map Amendment 9-12-17

V.-3 2017-735

Adopt an Ordinance for the petition filed by Chad Edmonson, Owner, to change the zoning classification for a certain property located at 1711 S. 28th Avenue (Parcel 039K-19-015.00, PPIN 17194, Ward 3) from Section 4.5.3, R-1A (Single Family Residential) District to Section 4.5.8, B-1 (Professional Business) District. The Planning Commission recommended to APPROVE on August 2, 2017.

Attachments:

August HPC BOA Minutes

Ordinance - 1711 S 28th Ave

Staff Summary -1711 S 28th Ave

Image Sheet - 1711 S 28th Ave

1711 S 28th Ave - Site Plan

1711 S 28th - Applicant sheet

1711 S 28th - Letters of support

1711 S 28th - Petition against

ORD#3217, executed Ordinance - 1711 S 28th Ave

V.-4 2017-743

Adopt an Ordinance amending a Land Development Code, Ord. No. 3209, as amended, Section 6, Table 6.1 B-5 from “Minimum front setback “0” feet and Maximum front setback “30” feet” to read: “Minimum front setback “30” feet and Maximum front setback “150” feet”. The Planning Commission voted to APPROVE on September 6, 2017.

Attachments:

Ordinance - LDC Text Amend - B-5 Setback

Sept HPC BOA Minutes

Staff Summary - Text Amendment - B-5 Front Setbacks

LDC Text Amend - B-5 Setback

ORD#3218, executed Ordinance - LDC Text Amend - B-5 Setback

V.-5 2017-725

APPROVE or DENY a petition filed by Fred Yeager, Applicant, on behalf of Prince McDougal, Regions Mortgage Operations Center, Representative, to request a variance from Section 7.5.1.3, which states curb cuts shall be located directly opposite one another or separated by a minimum of 150 feet and instead allow a 100’ separation between curb cuts across Lamar Boulevard for a variance of 50’ for the property located at 5214 Lincoln Road (Parcel 055-15-029.00, PPIN 11770, Ward 3). The Planning Commission recommended to APPROVE on September 6, 2017.

Attachments:

Sept HPC BOA Minutes

Staff Summary -Regions - Curb Cut

Image Sheet - Regions - Curb Cut

Driveway Exhibit 2017.0818

Regions Drive Alignment App

Hattiesburg City Limits with Site

Regions Site with Contractor Drives

V.-6 2017-726

APPROVE or DENY a petition filed by Fred Yeager, Applicant, on behalf of Prince McDougal, Regions Mortgage Operations Center, Representative, to request a variance from Section 6, Table 6.1, which states that the maximum front setback for a B-5 development is 30 feet and instead allow a setback of 142 feet, 4 inches for a variance of 112 feet 4 inches on the Lincoln Road façade, and allow a setback of 45 feet 10 inches for a variance of 15 feet 10 inches on the Lamar Boulevard façade side for the property located at 5214 Lincoln Road (Parcel 055-15-029.00, PPIN 11770, Ward 3). The Planning Commission recommended to APPROVE on September 6, 2017.

Attachments:
Sept HPC BOA Minutes
Staff Summary -Regions - Setback
Image Sheet - Regions - Setbacks
Regions Setback App
Setback Variance Exhibit 2017.0818
Hattiesburg City Limits with Site

V.-7 2017-745

Adopt a Resolution temporarily suspending the application of the requirements of the Land Development Code for certain properties to be repaired, rehabilitated, and/or reconstructed as a result of the January 2017 tornado.

Attachments:
RESOLUTION SUSPENDING THE LDC IN SPECIFIC CIRCUMSTANCES
RES#2017-147, executed RESOLUTION SUSPENDING THE LDC IN SPECIFI

V.-8 2017-750

Adopt a Resolution declaring certain vehicles as surplus; authorize the sale of said vehicles at auction and the removal of said vehicles from the inventory of Hub City Transit per attached memo.

Attachments:
Memo, Surplus Vehicles, Mass Transit, 9-19-17
RES-Surplus Vehicles, Hub City Transit
RES#2017-148, executed RES-Surplus Vehicles, Hub City Transit

V.-9 **2017-738**

Adopt a Resolution rescinding resolutions adopted August 22, 2017 at MB 2017-355-356 declaring unsafe properties, per attached memorandum.

Attachments:
Rescind Condemnation Resolution MEMO
RES-Rescind Unsafe Resolutions adpoted 8-22-17
RES#2017-149, executed RES-Rescind Unsafe Resolutions adpoted 8-22-17

V.-10 2017-742 Adopt a Resolution setting Public Hearing before City Council on Monday, October 16, 2017 to determine if certain properties are in such a state of uncleanliness so as to be a menace to the health and safety of the community and providing for notice to owners and authorize publication of the notice hearing.

Attachments: 1.) Setting P.H. MEMO 9-19-17

Setting P.H. RES 9-19-17

RES#2017-150, executed Setting P.H. RES 9-19-17

V.-11 2017-119 Adopt a Resolution appointing Janet Beech Deputy Clerk of Council effective October 1, 2017.

Attachments: RES-Deputy Clerk of Council-Beech

RES#2017-151, executed RES-Deputy Clerk of Council-Beech

V.-12 2017-755 Adopt a Resolution authorizing Requisition No. 9 from the Project Fund Construction Account in connection with a certain loan agreement, dated August 18, 2016, by and between the Mississippi Development Bank and the City of Hattiesburg.

Attachments: 2016 Bond Resolution No. 9

RES#2017-152, executed 2016 Bond Resolution No. 9

V.-13 2017-699 Adopt a Resolution authorizing Disbursement No. 19 from the Project Fund Escrow Account in connection with certain Equipment Lease/Purchase Agreement, dated as of February 4, 2016, by and between Banc of America Public Capital Corp. and City of Hattiesburg.

Attachments: Energy Performance Disbursement 19

RES#2017-153, executedEnergy Performance Disbursement 19

V.-14 2017-707 Authorize Mayor to execute contract with M and M Services, Inc., for the Mt. Carmel Baptist Church Demolition Project in the amount of $339,970.00; said contract on file in the City Clerk's office.

Attachments: Contract - M & M Services - with performance bond

Final Contract Documents 7-28-17

executed Contract - M & M Services - with performance bond

V.-15 **2017-692** Authorize Mayor to execute four (4) copies of contract with C.B. Developers for the COMSWIP Sewer Phase V Project.

Attachments: C B Developers Contract - COMSWIP Sewer Phase V Project

executed C B Developers Contract - COMSWIP Sewer Phase V Project

V.-16 2017-695 Authorize Mayor to execute four (4) copies of contract with C.B. Developers for the Comprehensive Water Improvements Phase II - Palmers Crossing and Irene Chapel Project.

Attachments: CB Developers Contract - Palmers Crossing and Irene Chapel Project

executed CB Developers Contract - Palmers Crossing and Irene Chapel Project

V.-17 2017-729 Approve or Deny to create the position of Customer Service Coordinator for the City of Hattiesburg at an annual salary of $45,000.00 in accordance with Ordinance Number 3154.

Attachments: Request Form-CSC

V.-18 2017-728 Approve the State Holiday Schedule as the City's holidays for the fiscal year 2017-2018 in accordance with MS Code 3-3-7, per attached list.

Attachments: 2017-2018 Holiday Schedule

V.-19 2017-682 Approve the purchase of Stalker DSR Radar Units from Applied Concepts, Inc. for the Hattiesburg Police Department in the amount of $24,153.00 as a sole source purchase based on information in the attached letter and memorandum.

Attachments: Stalker Radar Sole Source Memo, 9-19-17

Stalker Radar Quote

V.-20 2017-694 Approve the purchase of lighting products and siren controller from SoundOff Signal for the Hattiesburg Police Department in the amount of $18,257.40 as a sole source purchase.

Attachments: SoundOff Signal - 2017

V.-21 2017-749 Approve and Authorize execution of two copies of a Joint-Funding Agreement for the period of October 1, 2017 - September 30, 2018 to continue the cooperative program between the U.S. Geological Survey (USGS) and the City of Hattiesburg for the operation and maintenance of the Bouie River Flood Monitoring Site at Glendale Avenue, and for hydrologic modeling and development of inundation maps for the Leaf River, with total cost to the city of $5,865.00.

Attachments: Cover Letter

Agreement

executed Joint-Funding Agreement for Water Resource Investigations

V.-22 2017-713 Approve and authorize Mayor to execute in triplicate a Contractor and Owner Agreement and a Housing Rehabilitation Grant Award to Mary Craft of 107 Montague Drive in an amount not to exceed $50,000, according to the Housing Rehabilitation and Housing Programs Manual Section VII (E). {Entitlement}

Attachments: Housing Rehabilittion Grant Award - 107 Montague Drive 09.06.17
executed Housing Rehabilittion Grant Award - 107 Montague Drive 09.06.17
Fully executed COHCD Contractor Owner Mary Craft 107 Montague Drive
Fully executed Grant Agreement Award Mary Craft

V.-23 2017-714 Approve and authorize Mayor to execute in triplicate a Contractor and Owner Agreement and a Housing Rehabilitation Grant Award to Olivia Van Buren of 141 Chambless Drive in an amount not to exceed $50,000, according to the Housing Rehabilitation and Housing Programs Manual Section VII (E). {Entitlement}

Attachments: Housing Rehabilitation Grant Award - 141 Chambless Drive 09.06.17
executed Housing Rehabilitation Grant Award - 141 Chambless Drive 09.06.17
Fully executed COHCDD Contract O. VanBuren
Fully executed Grant Agreement O. VanBuren

V.-24 2017-715 Approve and authorize Mayor to execute in triplicate a Contractor and Owner Agreement and a Housing Repair Grant Award to Maggie Allen of 910 Wedgewood Drive in an amount not to exceed $10,000 according to the Housing Rehabilitation and Housing Programs Manual Section VIII (E). {Entitlement}

Attachments: Housing Repair Grant Award - 910 Wedgewood Drive 09.07.17
executed Housing Repair Grant Award - 910 Wedgewood Drive 09.07.17
Fully executed Contractor Owner Agreement - 910 Wedgewood Drive 09.07.17
Fully executed Grant Agreement Award Maggie Allen

V.-25 2017-719 Ratify and confirm the Mayor's re-appointment of Sean Farrell, (W4) to the Cable Advisory Board, for a term beginning 9-19-2017 and ending 3-2/2021.

Attachments: Data Sheet-Farrell

VI. ROUTINE AGENDA

VI.-1 2017-756 Acknowledge receipt of the monthly budget report for the month ending August 31, 2017.

Attachments: Expenditure Report, 9-19-17
Revenue Report, 9-19-17

VI.-2 2017-705 Acknowledge receipt of the unadvertised bid purchase docket for the period of February 16, 2017 through June 30, 2017, and July 01, 2017 through August 11, 2017 as provided for in Section 37-1-13(b) of the Mississippi Code 1972.

Attachments: Unadvertised Bid Docket Acknowledgment

Unadvertised Bids-Feb 16 through June, 2017

Unadvertised Bid Docket Acknowledgment-Feb to June 2017

Unadvertised Bids-July 1 through August 8, 2017

VI.-3 2017-727 Acknowledge receipt of Declaration of Forfeitures from the Forrest/Perry Metro Narcotics Task Force forfeiting $2,415.00 to the Hattiesburg Police Department. The monies will be forfeited in the following manner: $1,932.00 will be placed in the Hattiesburg Police Department's Forfeiture Fund and $483.00 will be placed in the Forrest County District Attorney's Office.

Attachments: Memo- Parker

Declaration of Forefeiture #1

Declaration of Forefeiture #2

VI.-4 2017-751 Acknowledge the execution and submission by the Hattiesburg Police Department of the Stop Violence Against Women Grant. (nunc pro tunc)

Attachments: VAWA Grant

VI.-5 2017-655 Authorize submission of grant application to Mississippi Department of Environmental Quality (MDEQ) for the 2017 Solid Waste Assistance Grant in the amount of $75,000.00 to fund a Household Hazardous Waste "Right Way to Throw Away Day" (Amnesty Day); grant requires the city to provide $25,000.00 in matching funds.

Attachments: Grant Application Part 1 General Information

Solid Waste Assistance Grant Request Part 2a

Grant Request Cover Letter

Household Hazardous Waste Grant Application

VI.-6 2017-716 Approve and authorize issuance of manual check for HOME Program Claim per the attached memorandum. {Entitlement HOME}

Attachments: Manual Check Hollimon Construction 401 Milton Barnes Avenue #5 09.08.17

VI.-7 2017-717 Approve and authorize issuance of manual check for CDBG Program Claim per the attached memorandum. {Entitlement CDBG}

Attachments: Manual Check Hollimon Construction - 708 Mamie Street #1 - 09.08.17

VI.-8 2017-718 Approve and authorize issuance of manual check for CDBG Program Claim per the attached memorandum. {Entitlement CDBG}

Attachments: Manual Check Hollimon Construction 610 Cypress Avenue #1 - 09.08.17

VI.-9 2017-721 Approve and authorize issuance of manual checks for CDBG Program Claims per attached memorandum. {Entitlement CDBG}

Attachments: Memorandum for CDBG Payments

VI.-10 2017-737 Approve the sale of grave spaces, per attached memo.

Attachments: Receipts-Memo's (9-19-17)

Deeds (09-19-17)

VI.-11 2017-741 Approve claims docket for the period ending September 15, 2017.

Attachments: DOCKET 17.09-15

City of Hattiesburg, MS

200 Forrest St.
P.O. Box 1898
Hattiesburg, MS 39401

Master

File Number: 2017-734

File ID:	2017-734	**Type:**	Ordinance	**Status:**	Agenda Ready
Version:	1	**Reference:**		**In Control:**	City Council
Requester:	Ginger Maddox			**File Created:**	09/11/2017
Brief Title:	314 Bay Street - Rezoning			**Final Action:**	09/19/2017
				Minute Book Number:	Denied, MB2017-397-

Title: Adopt an Ordinance for the petition filed by Corey Arrington, Applicant, on behalf of Marvin Arrington, Owner, to change the zoning classification for a certain property located at 314 Bay Street (Parcel 029P-10-281.00, PPIN 18609, Ward 4) from Section 4.5.4, R-1B (Single Family Residential) District to Section 4.5.9, B-2 (Neighborhood Business) District. The Planning Commission recommended to DENY on August 2, 2017.

Notes:

		Agenda Date:	09/19/2017
Indexes:		**Agenda Number:**	V.-1
Sponsors:		**Enactment Date:**	
Attachments:	August HPC BOA Minutes, Ordinance - 314 Bay St, Staff Summary -314 Bay Street, Image Sheet - 314 Bay, 314 Bay St - Applicant sheet, 314 Bay St - Site design, 314 Bay St - Survey, HHNA APA Pres. (submitted by opponent), HHNA Conv. Store Map (submitted by opponent), HHNA Info (submitted by opponent), HHNA Packet (submitted by opponent), Petition (submitted by opponent), Robin Roberts Letter (submitted by opponent), Letter from David Halliwell, 9-19-17	**Enactment Number:**	
Contact:		**Meeting Date:**	09/19/2017
Drafter:		**Effective Date:**	10/19/2017

History of Legislative File

Version:	Acting Body:	Date:	Action:	Sent To:	Due Date:	Return Date:	Result:
1	City Council	09/19/2017	Adopt				Fail

Action Text: Adopt

Yea: 2 Council Member Delgado
Council Member Brown

Nay: 3 Council Member George
Council President Carroll
Council Vice President Dryden

Text of Legislative File 2017-734

Title

Adopt an Ordinance for the petition filed by Corey Arrington, Applicant, on behalf of Marvin Arrington, Owner, to change the zoning classification for a certain property located at 314 Bay Street (Parcel 029P-10-281.00, PPIN 18609, Ward 4) from Section 4.5.4, R-1B (Single Family Residential) District to Section 4.5.9, B-2 (Neighborhood Business) District. The Planning Commission recommended to DENY on August 2, 2017.

Summary

314 Bay Street - Rezoning

Budget Information

Expenditure Type

Purchasing Item

Publication Information

MINUTES OF THE
REGULAR MEETING OF THE
HATTIESBURG PLANNING COMMISSION AND BOARD OF ADJUSTMENTS
August 2, 2017

The Hattiesburg Planning Commission and Board of Adjustments did meet in a regular session on August 2, 2017 at 1:00 p.m. at the Jackie Dole Community Center, 220 West Front Street, Hattiesburg, Mississippi. Dick Conville, Chairman, presided over the meeting. A quorum was indicated and the attendance was as follows:

Commissioners Present: Dick Conville, Chairman
Amy Hinton, Vice-Chairman
Peggy Horton, Secretary
Judy Corts
Jessie Wilson
Mark Miller

Commissioners Absent: Sandra Thompson

Board Members Present: Dick Conville, Chairman
Amy Hinton, Vice-Chairman
Peggy Horton, Secretary
Judy Corts
Mark Miller
Jessie Wilson

Board Members Absent: None

Also Present: Ginger Maddox, AICP, Planning Division Manager
Pattie Brantley, AICP, Interim Director of Urban Development
Stephen Guthrie, Planner

Chairman Conville declared the meeting of the Hattiesburg Planning Commission and Board of Adjustments open and in session at 1:10 P.M.

INVOCATION

Chairman Conville held a moment of silence.

AGENDA REVIEW

There came the matter of the August 2017 Agenda. A request was made by Chairman Conville for a motion to approve the August 2017 Agenda. A motion was made to approve the August 2017 Agenda by Commissioner Corts and seconded by Commissioner Horton.

Commissioners voting aye: Dick Conville
Amy Hinton
Peggy Horton
Judy Corts
Mark Miller
Jessie Wilson

Commissioners voting nay: None

Commissioners abstaining: None

MINUTES REVIEW

There came the matter of the July 5, 2017, minutes. A request was made by Chairman Conville for a motion to approve the July 5, 2017, minutes. A motion was made by Commissioner Hinton to approve the minutes and seconded by Commissioner Corts.

Commissioners voting aye: Dick Conville
Amy Hinton
Peggy Horton
Judy Corts
Mark Miller
Jessie Wilson

Commissioners voting nay: None

Commissioners abstaining: None

There came the matter of the correction to the June 7, 2017, minutes regarding the vote for Item A. A request was made by Chairman Conville for a motion to approve the June 7, 2017, minutes. A motion was made by Commissioner Wilson to approve the minutes and seconded by Commissioner Horton.

Commissioners voting aye: Dick Conville
Amy Hinton
Peggy Horton
Judy Corts
Mark Miller
Jessie Wilson

Commissioners voting nay: None

Commissioners abstaining: None

REPORTS

BUILDING REPORT

There came the matter of the Building Report. There was none.

PLANNING REPORT

There came the matter of the Planning Report by Ginger Maddox, Planning Division Manager. At the July 18, 2017, City Council Meeting the following items were heard and action taken on: 4358 Lincoln Road, Terrel Garner, buffer variance (denial upheld); Text Amendment to Section 7.12.8.3 and 7.12.10 (approved). Public Hearing for the Comprehensive Plan Amendment for the Future Land Use scheduled for July 17 was not held due to a failed motion from the July Planning Commission hearing.

CHAIRMAN'S REPORT

There came the matter of the Chairman's Report. There was none.

BUSINESS MEETING

There came the matter of Item A. A petition has been filed by Tara Poole. President, HHNA, to amend the City's Comprehensive Plan 2008-2028, Chapter – 7 Land Use and Development, Map 2. Future Land Use, to change the designated "Future Land Use" of Bay Street from the intersection of Hall Avenue to Gordon's Creek from the "Neighborhood Business" to "Neighborhood Conservation District 1". Commissioner Hinton made a motion to approve the request. The motion was seconded by Commissioner Miller.

Commissioners voting aye: Dick Conville
Amy Hinton
Judy Corts
Mark Miller

Jessie Wilson

Commissioners voting nay: Peggy Horton

Commissioners abstaining: None

PUBLIC HEARING

Chairman Conville declared the Public Hearing open at 1:32 P.M. and read the rules and procedures of the hearing.

There came the matter of Item A (Rezone), filed by Corey Arrington, Applicant, on behalf of Marvin Arrington, Owner, as required in the Land Development Code, Ord. 3209, to change the zoning classification for a certain property located at 314 Bay Street (Parcel 029-10-281.00, PPIN 18609, Ward 4) from Section 4.5.4, R-1B (Single Family Residential) District to Section 4.5.9, B-2 (Neighborhood Business) District.

	Name	Address	City/State
Presented by:	Corey Arrington	814 Southern Ave	Hattiesburg, MS
Proponents:	None		
Opponents:	Tara Poole	604 Court Street	Hattiesburg, MS
	Andrea Saffle	409 Walnut St	Hattiesburg, MS
	Seth Hunter	508 Walnut St	Hattiesburg, MS
	Alex Bilancia	413 Court St	Hattiesburg, MS
	David Halliwell	515 Walnut St	Hattiesburg, MS
	Jennifer Shaidnagle	417 Walnut St	Hattiesburg, MS
	Charles M. Dawe	404 6th Avenue	Hattiesburg, MS
	Robin Roberts	601 Mackwood	Hattiesburg, MS
	Debbie Ferrill	730 River Ave	Hattiesburg, MS

Chairman Conville declared the Public Hearing closed and the Business Meeting open to vote on the request. Commissioner Hinton made a motion to deny the request for rezoning with the following criteria: there is not a material change in the circumstances and conditions of the neighborhood and area surrounding the petitioned property. There is not a public need for the change in question, based on the comprehensive plan. The motion was seconded by Commissioner Corts.

Commissioners voting aye: Dick Conville
Amy Hinton
Peggy Horton
Judy Corts
Mark Miller
Jessie Wilson

Commissioners voting nay: None

Commissioners abstaining: None

There came the matter of Item B (Rezone), filed by Chad Edmonson, Owner, as required in the Land Development Code, Ord. No. 3209, to change the zoning classification for a certain property located at 1711 S 28th Avenue (Parcel 039K-19-015.00, PPIN 17194, Ward 3) from Section 4.5.3, R-1A (Single Family Residential) District to Section 4.5.8, B-1 (Professional Business) District.

	Name	Address	City/State
Presented by:	Chad Edmonson	1202 S 34th Ave.	Hattiesburg, MS
Proponents:	None		
Opponents:	Edwardo Young	235 Pinehills Dr.	Hattiesburg, MS
	Joe Wily	300 Pinehills Dr.	Hattiesburg, MS
	Erin O'Donnell	235 Pinehills Dr.	Hattiesburg, MS
	Jettie Jefferson	1912 S 28th Ave.	Hattiesburg, MS
	Sally Morrow		
	Barbra Curry		

Chairman Conville declared the Public Hearing closed and the Business Meeting open to vote on the request. Commissioner Corts made a motion to approve the request for rezoning with the following criteria: there is a material change in the circumstances and conditions of the neighborhood and area surrounding the petitioned property. The motion was seconded by Commissioner Wilson.

Commissioners voting aye: Dick Conville
Jessie Wilson
Peggy Horton
Judy Corts

Commissioners voting nay: Amy Hinton
Mark Miller

Commissioners abstaining: None

BUSINESS MEETING

There being no further business, the meeting was adjourned at 3:30 PM. Commissioner Miller made a motion to adjourn the meeting. The motion was seconded at Commissioner Hinton.

_____
Dick Conville, Chairman

_____
Ginger Maddox, AICP, CFM, Planning Division Manager

Prepared by: City of Hattiesburg
City Clerk's Office
P.O. Box 1898
Hattiesburg, MS 39403-1898
(601)545-4550

Return to: City of Hattiesburg
City Clerk's Office
P.O. Box 1898
Hattiesburg, MS 39403
(601)545-4550

INDEXING INSTRUCTIONS:

ORDINANCE NUMBER _____

OF THE

CITY OF HATTIESBURG, MISSISSIPPI

AN ORDINANCE CHANGING AND AMENDING THE COMPREHENSIVE ZONING DISTRICT MAP, ADOPTED AS PART OF THE LAND DEVELOPMENT CODE ORDINANCE NO. 3209, AS AMENDED, OF THE CITY OF HATTIESBURG, MISSISSIPPI FOR A CERTAIN PROPERTY LOCATED AT 314 BAY STREET (PARCEL 029P-10-281.00, PPIN 18609, WARD 4) FROM SECTION 4.5.4, R-1B (SINGLE FAMILY RESIDENTIAL) DISTRICT TO SECTION 4.5.9, B-2 (NEIGHBORHOOD BUSINESS) DISTRICT.

BE IT ORDAINED BY THE MAYOR AND COUNCIL OF THE CITY OF HATTIESBURG, MISSISSIPPI:

SECTION 1. That the Comprehensive Zoning District Map, adopted as part of the Comprehensive Zoning Ordinance No. 3209, as amended, of the City of Hattiesburg, Mississippi, be and the same is hereby changed and amended. The Hattiesburg Planning Commission recommended to DENY said change in zoning for the following reasons:

There is not a material change in the circumstances and conditions of the neighborhood and area surrounding the petitioned property.
There is not a public need for the change in question, based on the comprehensive plan.

Said properties are described as follows:

All of Lot 4 West of the Illinois Central Railroad Company right-of-way, being further described as that part of Lot 4 bounded on the East by the said Illinois Central Railroad Company right-of-way, on the South by Southern Avenue in the City of Hattiesburg, and on the West by Bay Street in the City of Hattiesburg, Mississippi, in Block 66 of and according to the Kamper and Whinnery Subdivision No.2 of the City of

Hattiesburg, Forrest County, Mississippi, the same being a subdivision of a part of Section 10, Township 4 North, Range 13 West, Forrest County, Mississippi, as per the map or plat thereof on file and of record in the office of the Chancery Clerk of Forrest County, Mississippi, in Plat Book 12 at Page 6.

AND ALSO: Certain property situated in the Northwest Quarter if the Southwest Quarter of Section 10, Township 4 North, Range 13 West of the St. Stephen's Meridian at Hattiesburg, Forrest County, Mississippi, said property forming a portion of the right-of-way of the Illinois Central Gulf Railroad Company's Gulfport District is described as follows: Begin at the point where a line that lies parallel with and 50 feet normally distant Southwesterly from the centerline of the main tract intersects the North line of 75 foot wide Southern Avenue, and run Northwesterly along said parallel line, being along Grantor's Western property line, 275 feet to a point; thence Northeasterly at a right angle to the last described course, 25 feet to a line that lies parallel with and 25 feet normally distance Southwesterly from said main tract centerline; thence Southeasterly along the last said parallel line, 280 feet, more or less, to the aforesaid North line of Southern Avenue; thence Westerly along said North line 27 feet, more or less, to the return to the point of beginning. Also, all right, title and intersect to the North half of Southern Avenue lying along the South line of the premises hereinabove conveyed; together with all improvements thereon and appurtenances thereunto belonging.

SECTION 2. Except as hereby expressly changed and amended, the aforesaid Comprehensive Zoning District Map and the Land Development Code Ordinance No. 3209, as amended, of said City of Hattiesburg, Mississippi, shall be and remain in full force and form as adopted.

SECTION 3. That this Ordinance take effect and be in force thirty (30) days from and after passage as provided by law.

The foregoing Ordinance having been reduced to writing, the same was introduced by Council member _____ seconded by Council member _____ and was adopted by the following vote to-wit:

YEAS: NAYS:

THE President thereby declared the motion carried and the foregoing Ordinance adopted and approved, this the_____day of_____ A.D., 2017.

(S E A L)

ATTEST: ADOPTED:

_____ _____

CLERK OF COUNCIL PRESIDENT

THE above and foregoing Ordinance having been submitted to and approved by the Mayor, this the_____day of_____ A.D., 2017.

ATTEST: APPROVED:

_____ _____

CITY CLERK MAYOR

Planning Commission
Case Fact Sheet

Property Applicant: Corey Arrington, Representative
Property Owner: Marvin Arrington

Address of Properties:	**Tax Parcels**	**PPIN:**	**Ward:**
314 Bay Street	029P-10-281.00	18609	4

Request: **Zoning Change**

Purpose of Request: To consider an application to change the zoning classification for a certain property located at 314 Bay Street (Parcel 029P-10-281.00, PPIN 18609, Ward 4) from Section 4.5.4, R-1B (Single Family Residential) District to Section 4.5.9, B-2 (Neighborhood Business) District.

Applicant Summary: See Attached

Applicable Regulations:

SECTION 4 **Zoning Districts Established**

4.5.4 R-1B Residential District: The purpose of the R-1B District is to permit single-family residential uses with related recreational, religious and educational facilities. This district is consistent with the Neighborhood Conservation 1 and 2 districts in the Comprehensive Plan. This zoning district encourages protected lower density residential neighborhoods with only compatible supporting institutional uses and open space.

4.5.9 B-2 Neighborhood Business District: The purpose of the B-2 District is to provide for retail and personal service uses in locations convenient to residential neighborhoods consistent with comprehensive planning policies. The district is consistent with the Neighborhood Business District in the Comprehensive Plan.

Present Zoning: This parcel is currently zoned R-1B (Single Family Residential).

Present Use: Vacant commercial

Surrounding Zoning and Land Use:

North: B-1 (Professional Business) Office
South: R-1B (Single Family Residential) Florist
East: R-1C (Single Family Residential) District/ Residential
West: R-1A (Single Family Residential) District/Residential

Most Nearly Bounded By (streets): This parcel is accessible from the South by Southern Avenue, the West by Bay Street It is bounded to the East by Williams Street and the north by E Laurel Avenue.

Letters or Concerns stated: The Planning Division Office has not received any letters or other written communications relative to this case as of July 24, 2017

History / Background: Mr. Arrington previously applied in July 2014 to change the zoning of this parcel from R-1B to B-2. The Planning Commission voted to Approve. The petition was appealed and heard on August 18, 2014 and Tabled on August 19, 2014. The City Council Remanded the request back to the Planning Commission on September 16, 2014.The Planning Commission reheard the petition on October 1, 2014 and Tabled the item. On November 10, 2014 the Planning commission voted to Deny the zoning request. This vote was appealed. The City Council held a public hearing on March 16, 2015. On March 17, 2015, the City Council voted to uphold the Denial of the zoning change request.

An amendment to the Future Land Use map is currently under review by the Planning Commission. The amendment to the City's Comprehensive Plan 2008-2028, Chapter – 7 Land Use and Development, Map 2. Future Land Use, is to change the designated "Future Land Use" of Bay Street from the intersection of Hall Avenue to Gordon's Creek from "Neighborhood Business" to "Neighborhood Conservation District 1".

This property is located in the Hattiesburg Local Historic District.

Basis for Approval:

1. There **(is / is not)** a material change in the circumstances and conditions of the neighborhood and area surrounding the petitioned property.
2. There **(is / is not)** a public need for the change in question, based on the Comprehensive Plan.
3. There is a mistake in the original zoning.
4. Annexation

SUBJECT PARCEL:
314 Bay Street

Corey Arrington, Representative

Marvin Arrington, Owner

The applicant requests to change the zoning classification for a certain property located at 314 Bay Street (Parcel 029P-10-281.00, PPIN 18609, Ward 4) from Section 4.5.4, R-1B (Single Family Residential) District to Section 4.5.9, B-2 (Neighborhood Business) District.

Vicinity Map—Ward 4

Zoning—R-1B

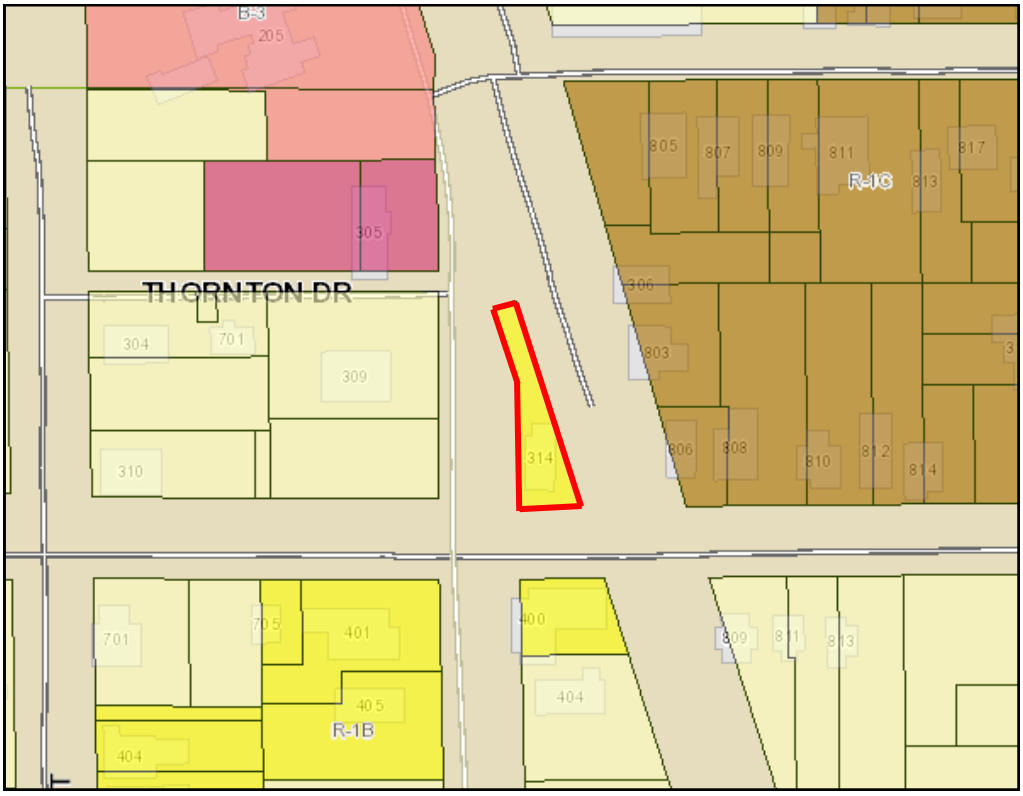

Site Aerial

346
345
344
343
342
281
253
252
251
250
249
248
235
236.01
236
237
234
333
332
282
SOUTHERN AVE

SURROUNDING AREA

Northern Direction:

Southern Direction: R-1B Single Family Residential/Florist

Eastern Direction: R-1C Single Family Residential/Residential

Western Direction: R-1A Single Family Residential/Residential

Rezoning Information *(1 page)*

One of the following conditions must be met before a rezoning can be recommended.
Check the condition(s) most applicable to your request and explain in writing.

(A.) There is a material change in the circumstances and conditions of the neighborhood and area surrounding the petitioned property and there is a public need for the change in question, based on the Comprehensive Plan.

(B.) There is a mistake in the original zoning.

C. Annexation

Detailed explanation of condition(s) most applicable to your request: (Please print or type.)

The subject property is currently zoned R1-B (Single Family Residential). It was determined to be zoned as this since 1989. The property has been operating as a commercial business up until 2014. We are asking for a zoning change to be consistent with the previous use of the property so we can make improvements to the existing building and bring the store back into commerce to continue offering neighborhood business services to the surrounding community. The Comprehensive Land Use designation is currently Neighborhood Business District which is consistent with our zoning change proposal. The City of Hattiesburg presented previously that the property was rezoned by mistake in 1989 but did not provide sufficient evidence to revert the zoning back to commercial. In addition, there was never a zoning ordinance presented to prove the property was included in a group zoning change. Please consider our zoning change proposal to B-2 (Neighborhood Business District) so we can have proper use of our property with it's initial intended use. We are willing to revise our application to any other zoning district recommendations from the Planning Commission as long as it allows us to use the property for a convenient store.

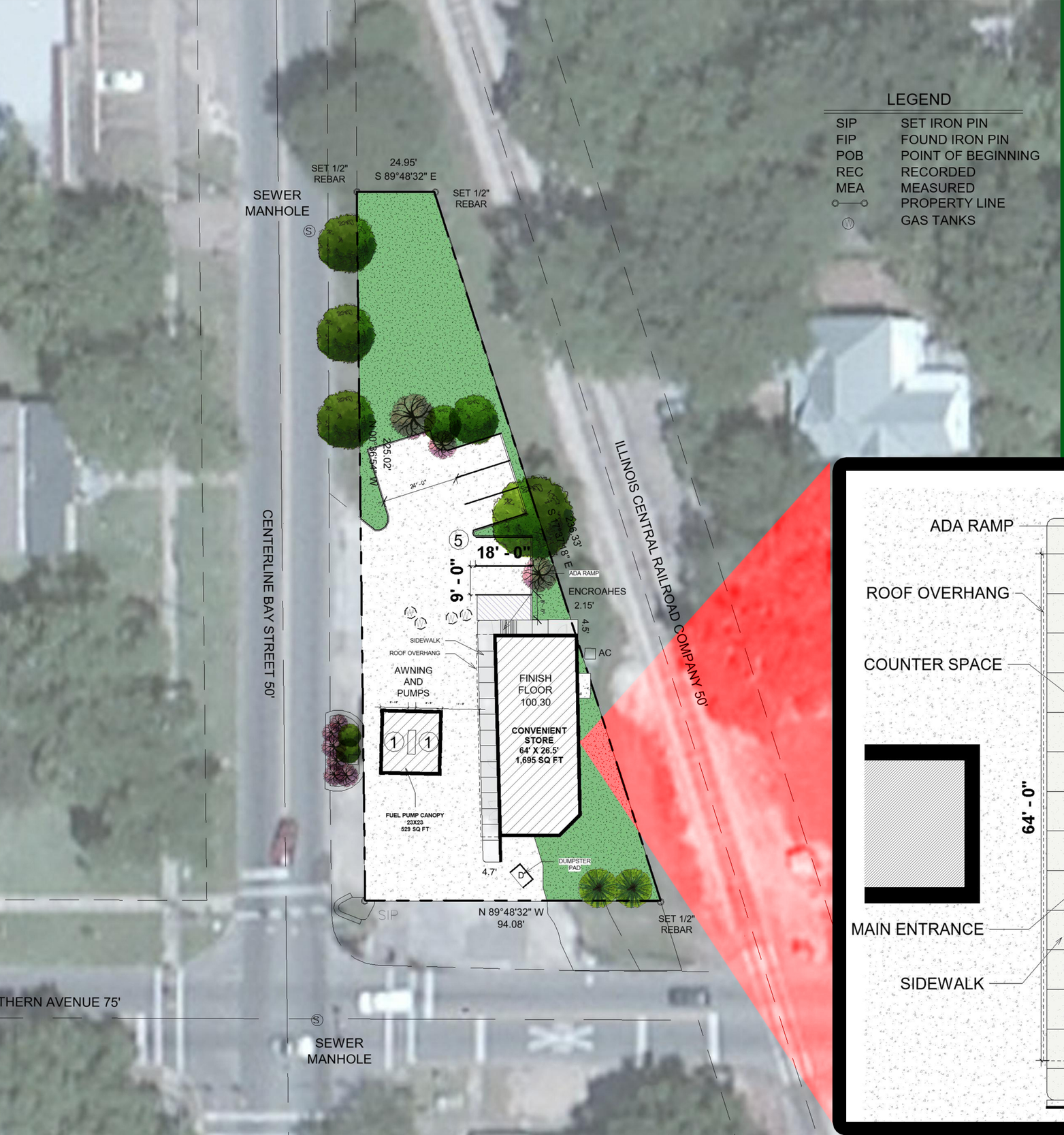

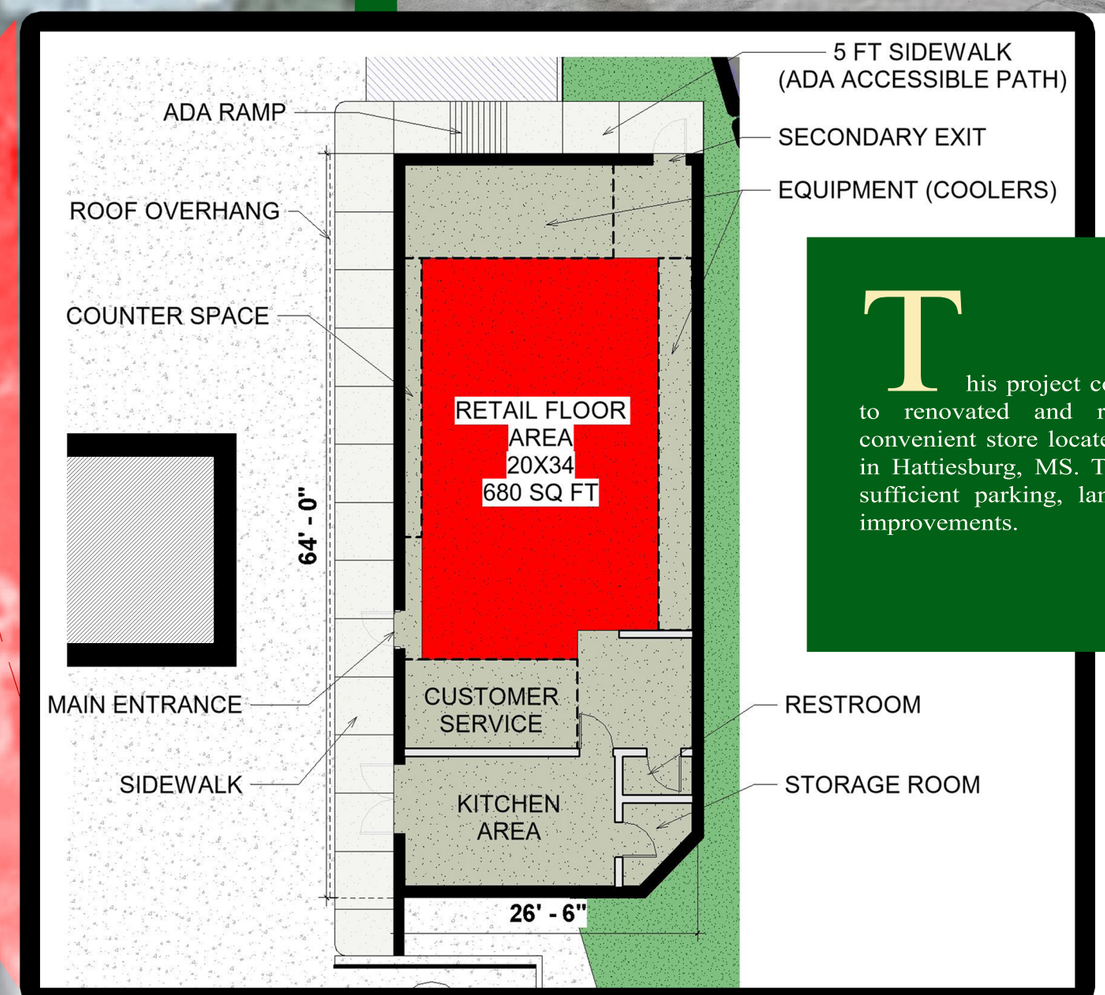

This project consists of a proposal to renovated and reopen an existing convenient store located at 314 Bay Street in Hattiesburg, MS. The site will provide sufficient parking, landscape, and facade improvements.

K MOYE LAND DESIGN & DEVELOPMENT CO.

DAVID A. TANT P.L.S
PROFESSIONAL LAND SURVEYORS
11 GOLDEN POND CIRCLE
HATTIESBURG, MISSISSIPPI
(601) 584-1050

CLIENT

K. MOYE LAND DESIGN & DEVELOPMENT
PROPERTY LOCATED
BAY STREET ANS SOUTHERN AVE
HATTIESBURG, MISSISSIPPI

DAVID ALAN TANT
PROFESSIONAL LAND SURVEYOR
LS 02565
STATE OF MISSISSIPPI

CERTIFICATE

THIS IS TO CERTIFY THAT I DAVID A.TANT MISSISSIPPI PROFESSIONAL LAND SURVEYOR NO.LS-02565 AM RESPONSIBLE FOR THE FIELD SURVEY OF THE PROPERTY PLATTED HERE ON AND THIS PLAT IS A TRUE AND CORRECT RECORD OF THE SURVEY TO THE BEST OF MY KNOWLEDGE AND BELIEF.

SOURCE OF INFORMATION:
RECORD MAP

DATE	4-28-2017
SURVEY CLASS:	C
DRAWN BY:	TANT
CHECKED BY:	TANT
SERIAL NO:	6017
DRAWING NO:	2333

SURVEY CREW:
- TCA1105
- D.TANT
- L.TANT
- E.CRAFT

GRAPHIC SCALE

30 0 15 30 60 120

(IN FEET)
1 inch = 30 ft.

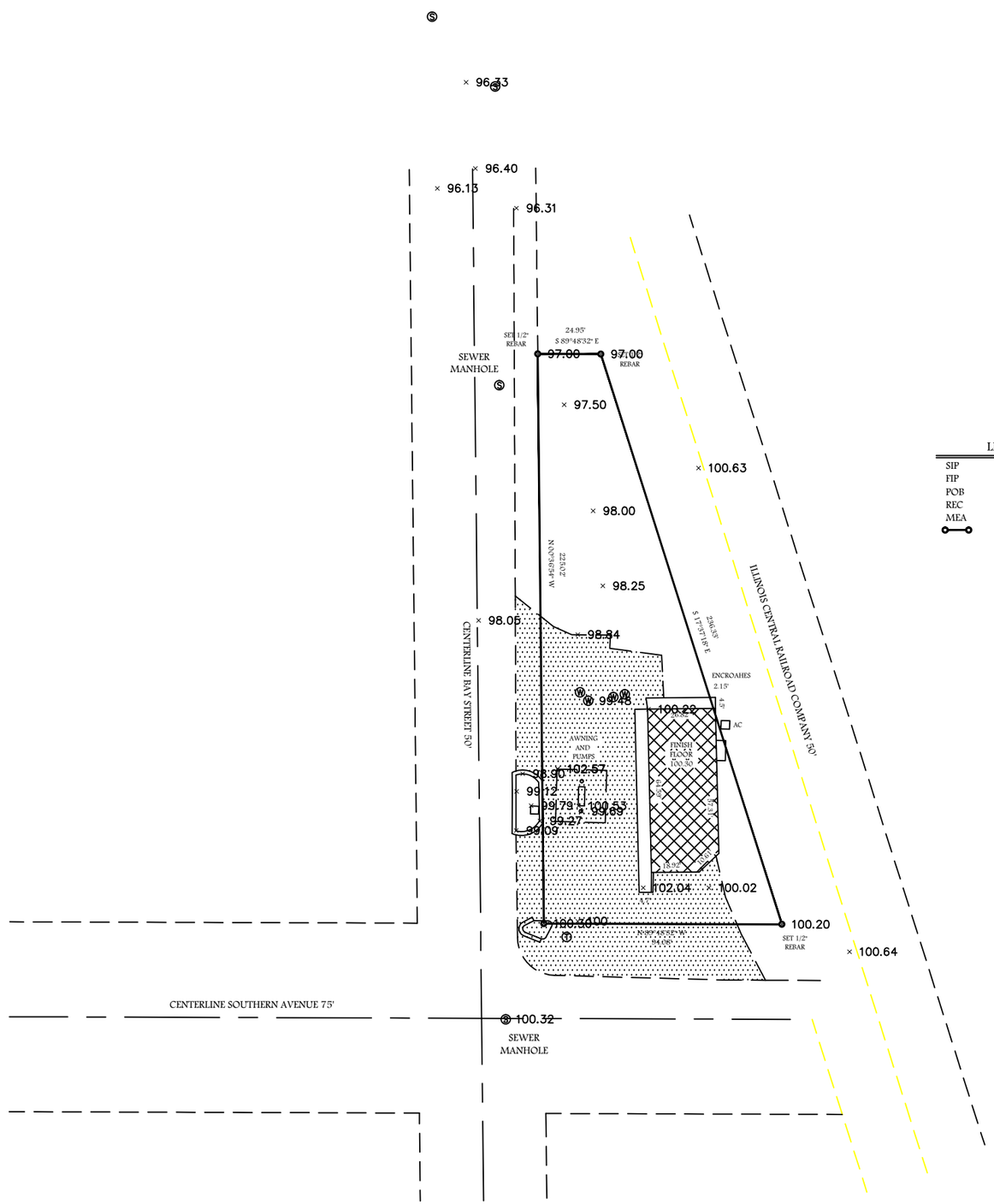

LEGEND

SIP	SET IRON PIN
FIP	FOUND IRON PIN
POB	POINT OF BEGINNING
REC	RECORDED
MEA	MEASURED
	PROPERTY LINE

RECORD

LEGAL DESCRIPTION

All of lot 4 West of the Illinois Central Railroad Company right of way, being further described as that pert of Lot 4 bounded on the East by the said Illinois Central Railroad Company right of way, on the South by Southern Avenue in the City of Hattiesburg, and on the West by Bat Street in the City of Hattiesburg Mississippi, in Block 66 of and according to the Kamper and Whinnery Subdivision No. 2 of the City of Hattiesburg, Forrest County, Mississippi, the same being a Subdivision of the part of Section 10, Township 4 North, Range 13 West, Forrest County, Mississippi, as per map or plat thereof on file of record in the Chancery Clerk of Forrest County, Mississippi, in book 12 at page 6.

AND ALSO;

Certain property situated in the Northwest Quarter of the Southwest quarter of Section 10, Township 4 North, Range 13 West of the St. Stephen's Meridian at Hattiesburg, Forrest County, Mississippi, said property forming a portion of the right of way of the Illinois Central Gulf Railroad Company's Gulfport District is described as follows; Begin at the point where a line lies parallel with a 50 feet normally distant Southwesterly from the centerline of the main tract intersects the North line of 75 foot wide Southern Avenue, and run Northwesterly along said parallel line, being along Grantor's Western property line, 275 feet to a point; thence Northeasterly at a right angle to the last described course, 25 feet to a line that lies parallel with and 25 feet normally distance, Southwesterly from said main tract centerline; thence Southeasterly along the last said parallel line, 280 feet, more or less, to return to the point of beginning.

Hattiesburg Historic Neighborhood: Hattiesburg, Mississippi

GREAT PLACES IN AMERICA:
NEIGHBORHOODS

Summary

Recognized for its Southern charm, the picturesque Hattiesburg Historic Neighborhood retains many of the bucolic features that helped shape this urban treasure 127 years ago. Streets are lined with mature oaks and crape myrtles, sidewalks connect houses, and porch sitters wave to children on their way to school and engage passersby in conversation.

DESIGNATED AREA

Neighborhood is bordered by Gordon's Creek to the north, Williams Street and the abandoned Kansas City Southern rail line to the east, Hall Avenue to the south, and the Illinois Central and Norfolk Southern rail lines to the west.

RECEIVED
AUG 02 2017
BY:

Mature oaks line many of the streets of Hattiesburg. The neighborhood has worked closely with the city to maintain and protect the trees, replacing dead or damaged trees, sustaining the neighborhood urban forest. Photo courtesy of Andrea Saffle.

PLANNING EXCELLENCE

The neighborhood has one of the best collections of Victorian-era houses in Mississippi. It was founded just a few years after Captain William H. Hardy, sent by a rail company to survey the area, was struck by the region's lush forests. He established Hattiesburg as a timber harvesting and shipping center. Originally part of the 1884 Kamper-Whinery Subdivision, the neighborhood was expanded when the E. Katzenstein and Maria Mars subdivisions were platted in 1896 and 1897.

While a sense of neighborliness has long distinguished this community, today it is known also for its activism. The Hattiesburg Historic Neighborhood Association (HHNA), in an attempt to stabilize the neighborhood, has purchased and renovated several properties, including a former school that is now a condominium. Efforts to protect the neighborhood's character have led HHNA to seek redress both at city hall and in the courts.

While Hurricane Katrina devastated much of Hattiesburg's tree cover, this neighborhood fared better. The regular replacement of aging trees left the canopy in Hattiesburg Historic Neighborhood largely intact. Water oaks, initially planted along every street and right-of-way, were afforded protection, along with all other trees on private property, when the area was declared a local historic district in 1986.

The neighborhood's esprit de corps was never more evident than in the aftermath of Katrina. Residents — some of who worked in or owned downtown restaurants — opened freezers to their neighbors. Others transformed patios and porches into open-air dining halls.

RECEIVED
AUG 0 2 2017
BY:

- HNNA partners with city to update zoning (1989), eliminating inappropriate multi-family zoning of large, significant houses to prevent intrusion of misplaced commercial and businesses uses
- Residents participate in Hattiesburg Comprehensive Plan 2020 initiative (1998-2000) to ensure inclusion of neighborhood's goals, objectives

Architecture

- Colonial and Classical Revivals dominate district, along with Queen Anne cottages. Italianate, Mission, Tudor, Late Gothic Revival, International Style, and Art Moderne
- Bungalows, found throughout, used to fill in early open spaces. Juxtaposition of large and small houses enhances district's continuity, character and range of pricing options (sale and rent)
- Most houses on raised piers, feature wide covered porches — some that wrap the entire house — and tall windows and doors; original houses constructed from irreplaceable virgin pine timber

The picturesque tree-lined streets and welcoming sidewalks make historic Hattiesburg a walkable neighborhood and create the atmosphere of days gone by. Neighbors sit on their porches and talk, and residents take leisurely walks in the evening. Photo courtesy of Andrea Saffle.

Walkable, close to downtown

- Developed on flat terrain using a traditional grid (1884), neighborhood within easy walk of downtown and train depot
- Wide, well-maintained sidewalks throughout neighborhood
- Traffic calming circles on Walnut Street (1997) and reduction in lanes from four to two on Bay Street (1997) enhance pedestrian safety, encourage foot traffic
- Town Square Park connects neighborhood to historic downtown; hosts events, farmers market

RECEIVED
AUG 02 2017
BY:

Engaged residents, institutions

- HHNA formed and hosted city's first neighborhood public event — Victorian Candlelit Christmas — to draw attention to home renovations (1976). Neighborhood hosts annual Thanksgiving Potluck, Downtown Crawfish Jam, Night Out Against Crime
- System adopted to report housing code violations; code officer meets periodically with HHNA.
- HHNA purchases and restores properties to stabilize neighborhood; instrumental in redevelopment of former Walthall Elementary School as condominiums (2010)
- Sacred Heart Catholic School, first desegregated school in city, purchased abandoned property (2010) in neighborhood for high school expansion

(https://www.facebook.com/AmericanPlanningAssociation) (https://www.youtube.com/user/AmericanPlanningAssn)

(https://twitter.com/APA_Planning) (http://instagram.com/americanplanningassociation) (https://www.linkedin.com/groups?gid=116818)

APA

Back to Top

Log In (/login/?next=/greatplaces/neighborhoods/2011/hattiesburg.htm) Contact Us (/customerservice/) Privacy Policy (/apaataglance/privacy.htm)

© 2017 APA. All Rights Reserved (/apaataglance/copyright.htm) | Privacy Policy (/apaataglance/privacy.htm)

RECEIVED
AUG 02 2017
BY:

Hattiesburg Historic Neighborhood
Hattiesburg, Mississippi

1. Location, physical features, design, characteristics, and on-going maintenance.

1.1. Size of the designated place (number of blocks for streets; square area for neighborhoods and public spaces).

Hattiesburg Historic Neighborhood (HHN), is located south and southeast of Historic Downtown Hattiesburg, and west of the Leaf River. Within its borders is a smaller area that is the area listed on the National Register of Historic Places (NRHP). HHN is a well-maintained, 23-block area comprising approximately 450 structures within 115-acres that is remarkable because of its size, cohesiveness, compactness and the high percentage of architecturally significant structures. (Exhibit 1 – Map)

City of Hattiesburg, MS – Hattiesburg Historic Neighborhood

The above map shows the original boundaries of HHN (solid line) as established in the 1976 bylaws. The pink area shows the boundaries of the HHN locally designated historic district with an extended buffer area as recommended by state and national preservation officials.

The neighborhood area was initially outlined in a traditional grid pattern in 1884 as part of the Kamper-Whinery Subdivision and later expanded with the E.Katzenstein and Maria Mars subdivisions dating back to 1896 and 1897. **(See Exhibits 2- 5: maps of Kamper-Whinery, Katzenstein and Maria Mars)**

RECEIVED
AUG 02 2017
BY:

1.2. **Describe the special physical, geographical, or other distinguishing features or attributes of the area and that contribute to the area's uniqueness and strong sense of place. Please be specific.**

The City of Hattiesburg developed on a series of terraces that rise from the Leaf River with the oldest areas –including HHN on the lowest and flattest terrace. The boundaries of HHN are established in large part by natural and existing man-made features such as Gordon's Creek, Illinois Central Railroad line, an abandoned rail line and Norfolk Southern Railroad.

The neighborhood terrain is generally flat and open spaces are prevalent as lot sizes vary from rather large to relatively small. Many properties are beautifully landscaped and contain park-like areas, and the district's streets are lined with trees. The greenery gives cohesiveness to the district and compliments the diversity of architectural styles. Distinctively, HHN displays houses of Colonial and Classical Revivals interspersed with Queen Anne cottages of various sizes. This is augmented by unique streets containing the juxtaposition of large Classical Revival and Queen Anne residences, with Colonial Revival, Queen Anne, bungalow and vernacular houses of more moderate proportions. The bungalow style is found throughout the district, filling in some of the earlier open spaces and contributing to the district's continuity and development of urban character. The Italianate, Mission Style, Tudor, Late Gothic Revival, International Style, and Art Moderne are also represented in the neighborhood district, but only by one or two examples each.



(Image 1 Left) "Turner House", 500 Bay Street, was built in 1910 by John Turner, Sr., a pioneer land-owner, merchant & banker. Photo provided by VisitHattiesburg.

(Image 2 Above) "Great Oaks" 106 Short Bay built in 1906 as the second home of William Conner, lumberman, alderman and fourth mayor of the City. Photo provided by Michael Summers.

(Image 3) "Coughlin-Schramm House" at 411 Walnut Street was built in 1900. Photo provided by VisitHattiesburg.

(Image 4) Ross House 416 Bay Street built in 1905 by Dr. T.E. Ross, founder of Methodist Hospital. Photo by Andrea Saffle

RECEIVED
AUG 02 2017
BY:

(Image 5) Tally House (402 Rebecca Avenue) was completed in 1910 for Judge J.R. Talley. Photo by Michael Summers



(Image 6 left) 310 Court Street circa 1900 Colonial Revival. Photo provided by VisitHattiesburg.

(Image 7, right) 817 E. Laurel circa 1895 Queen Anne. Photo provided by VisitHattiesburg

(Image 8, left) 509 Bay Street, King-Butler-McMillen House, circa 1908. Photo provided by Michael Summers.

(Image 9, below)
Glenmore House, 502 Court Street circa 1890 for J. P. Carter. Known as the first brick house in the city of Hattiesburg. Photo provided by Michael Summers.

RECEIVED
AUG 02 2017
BY:

(Image 10, left) McMurtrey House, circa 1889 107 Williams. Photo provided by Linda McMurtrey

(Image 11, below) Crawford House, 301 Court Street, circa 1925, overlooks Gordon's Creek and Town Square Park. Photo provided by Andrea Saffle.



(Image 12)
Bay Street Presbyterian Church, ca 1907 is the oldest surviving church building in the city. Photo provided by VisitHattiesburg

Condition of the district's structures ranges from fair to excellent. Very few houses are vacant and beginning to deteriorate. While a number of residences were always well maintained, acquisition and restoration of key houses since the early '80's ignited the revitalization of HHN. **(See Exhibits 6 & 7)** A dominant feature of the neighborhood is the dense tree canopy punctuated by pocket parks and the larger, park-like lots. The trees have always been a distinguishing feature as the first homebuilders and owners planted water oaks along every street and right-of-way as well as additional trees on their properties. Protection and replacement of trees as a planned activity started at the beginning and continues today. **(See exhibit 7)** The designation of HHN as a local historic district also has protection of trees on private property in addition to protection of significant landscapes: homeowners cannot change or remove either without review by the Historic Commission and evaluation by the City Arborist.

(Image 13) Mature oaks line many of the streets of HHN. Photo provided by Andrea Saffle.

(Image 14) Pocket Park at entrance to HHN. Photo provided by Andrea Saffle

The Bay Street Median is a feature distinguishing HHN from any other residential neighborhood. Extending from Southern to Hall Avenues, the median is a modified replication of the wide boulevard that once paralleled the length of Bay Street. The original boulevard hosted a trolley connecting downtown to William Carey University. The boulevard had a double row of watermelon colored crepe myrtles. Now the median is again abundant with crepe myrtles, bought and planted by the association members. **(See Exhibit 8–9 Newspaper articles)**

(Image 15) Crepe Myrtles once again line Bay Street reminiscent of what it looked like in the early years of the neighborhood. Photo provided by Andrea Saffle.

RECEIVED
AUG 0 2 2017

The picturesque tree-lined streets and welcoming sidewalks make HHN a totally walk-able neighborhood and create the atmosphere of days gone by. On any given school day you can sit on your porch and watch as the children in the neighborhood walk to Sacred Heart Catholic School, the large parochial school located, since 1900, in the middle of the district. (HPSD abandoned the public elementary school in the district.) HHN inspires a Norman Rockwell feeling as people sit on their porches and talk, neighbors take leisurely walks in the evening, and walk the few blocks to Town Square Park or downtown with its shops and restaurants. **(See Exhibits 10)**



(Image 16 Above left) Residents enjoy that they can walk to church at Sacred Heart Catholic Church. Photo by Andrea Saffle

(Image 17 Above right) HHN has worked closely with the City to maintain and protect the trees in the neighborhood, replacing dead or damaged trees, sustaining the neighborhood urban forest. Photo provided by Andrea Saffle



(Image 18 Above left) On any given school day you can sit on your porch and watch as neighborhood kids walk to school at Sacred Heart Catholic School. Photo provided by Jennifer Bishop.

(Image 19 Above right) This group of Sacred Heart School kids takes a stroll through the neighborhood on a field trip to one of the neighborhood parks. Photo provided by Jennifer Bishop.

"It's the human element," said Harry Ward, HHN first organizer and archivist, "that makes this neighborhood so special."

The historic Depot and adjacent neighborhoods are easy walks as well. At the Depot, one can get on a city bus and go to a suburban mall or on an Amtrak train bound for New Orleans or New York City.

HHN fosters neighborly interaction through annual events such as Thanksgiving Potluck Dinner, Victorian Candlelit Christmas, Downtown Crawfish Jam, and Night Out Against Crime, just to name a few. **(See exhibit 11 articles and** 12+12b **www.hattiesburghistoricneighborhood.com/Events.php)**

1.3. **How well maintained and safe is the place? For example, if there are vacant lots, are they kept clean and well groomed?**

There are public facilities located along the boundaries that contribute to safety of HHN.

- The main Hattiesburg Police Department is located on Hall at Edwards Street, the south edge of HHN
- A city Fire Station is located on the northeast corner on East Hardy at Unetta. Local ambulances are stationed on the east side of the railroad tracks, changing locations periodically.
- HHN works closely with the police department -- its neighborhood teams – and code enforcement to maintain good communication among the groups:
- HHN has maintained a Neighborhood Watch program for many years.
- HHN has a consistent reporting system to report housing code violations such as neglect of vacant lots or houses in the district. Residents on are on a first-name basis with both the district code officer as well as the manager. The code officer and other city officials meet with the association on a periodic basis to discuss issues.
- In 1985 and in 1997 HHN made presentations to the Mayor and City Council about code enforcement issues as well as issues about outdated drainage systems and ways to calm traffic. Other presentations have been made, but these were two major ones. **(Exhibit 13 – Presentation)**
- HHN schedules periodic clean-up days to address vacant lots and assist homeowners who need it.

(Image 20) Neighborhood Clean up day July 2010. Neighbors came out on one of the hottest days of the year to clean up two yards, one vacant house lot and the other for a neighbor that needed assistance. Photo provided by Andrea Saffle

RECEIVED
AUG 02 2017
BY:

(Image 21) Neighborhood Clean up day-mowing an overgrown yard that had gotten to be too much for the owner. Photo provided by Andrea Saffle

Building on those programs and working to strengthen communications, the neighborhood instituted a neighborhood-wide email and phone list, a monthly newsletter, a Facebook page and most recently a neighborhood website. **(See Exhibit 13,** www.facebook.com/HHNA.MS and **www.hattiesburghistoricneighborhood.com)**

Walkable, safe streets and slowing traffic:

- Traffic calming circles were added in 1997 at two intersections on Walnut, an interior street being used inappropriately as a through fare to downtown **(Exhibit 15 – article)**
- Bay Street median was restored and driving lanes reduced from 4 to 2 in 1997.

1.4. **Describe the natural and man-made amenities of the place, such as public art, street furniture, recreational facilities, special landscaping, views, and so forth.**

Special landscaping:

- Bay Street median lined with watermelon colored crepe myrtles bought and planted by HHN members.
- Tree-lined streets with trees along the sidewalks of every block in the grid.
- Protected trees and landscaping on private property as well as public property.

Parks and green spaces:

- Pocket, entry park, located at Southern Avenue and Dabbs Street on the northwest entry point; features HHN sign and white crepe myrtles.
- Walthall Grounds, park-like area owned by Walthall Foundation, a subsidiary of HHN, planted in 1998 by volunteers in partnership with City and Mississippi Power Co.
- Walthall Grounds are protected by the Mississippi Dept. of Archives and History as a Mississippi Landmark space, dedicated in perpetuity as a green area; block is approximately one-fourth of the city block.
- Town Square Park on northern boundary along Gordon's Creek and connecting to downtown, is a city park that includes a measured walking trail; park hosts a variety of activities such as free concerts spring and fall, the Downtown Farmer's Market for growers

and artisans April through October, City tree lighting and many other family oriented activities.

- Gordon's Creek with linear park now being designed for the City. Park will connect the large city Kamper Park and Hattiesburg Zoo to adjacent historic residential districts as well as downtown; it will run along the northern border of HHN and eventually continue to Leaf River on city's eastern boundary.

Man-Made:

- Over 90 percent – of houses that have either been substantially renovated or continuously maintained
- One of city's oldest schools, ca 1902, was purchased by HHN for protection and restoration in 1995. **(Exhibit 16)** 14
- Walthall Condominium Development, now occupied by owners and protected as a Mississippi Landmark building, opened in 2008
- Bay Street Presbyterian Church, ca 1907, oldest surviving church building in the city.
- Sacred Heart Catholic Church and School, in heart of neighborhood more than 100 years; only surviving school in HHN and downtown area because public school district abandoned Walthall as elementary public school in the 80's.
- Walthall Condominium No. 11 in Walthall Condominium Development, is a community use space owned and operated by Walthall Foundation Inc.; used by HHN for association activities and rented to members for private functions; sustained by dues and fundraisers
- Wide, well-maintained streets, all with curb and gutter, plus well-maintained sidewalks throughout the district.
- Proximity to Hattiesburg Historic Depot, base for both local and nationwide transportation, plus connectivity to the now 43-mile Longleaf Trace soon to be completed from the University of Southern Mississippi campus to the downtown and the depot. Longleaf Trace is a nationally recognized rails-to-trails project.

2. Notable, memorable, and defining characteristics. Please elaborate on your response to Question 2 in the preliminary suggestion for streets and neighborhoods or Question 3 for public spaces.

2.1. Has this neighborhood, street, or public space been a trend-setter for the community, city, region, or state? If so, describe how, including examples.

Hattiesburg Historic Neighborhood Association was organized in 1976 by homeowners, who recognized the need to protect themselves from inappropriate changes to structures and green space. They wanted to draw attention to this large collection of houses that showcased the Piney Woods and railroad history of the city, being threatened by actions from city and business officials. One of their first actions was to hold the first candlelighting as a local observance of the nation's bicentennial and to draw visitors to the area to see its potential. **(See Exhibit 16 and 18 article)** 17

One constant and immediate threat was to protect the neighborhood from absentee property owner zoning changes for inappropriate commercial use or modify larger historic homes for multi-family use. City officials could change zoning at an owners' request with the only notice to the public being fine-print legal notices in the newspaper. **(Exhibit 18a & 18b)**

RECEIVED
AUG 02 2017

In 1981 HHN sued the City to require posting of conspicuous signs on the property itself when zoning changes were proposed. The City conceded in a settlement, and consequently, HHN was able to send representatives to all City Planning Commissions meetings when neighborhood changes were being considered. HHN action fought and defeated ***all*** such inappropriate changes in the following years. **(See Exhibit 19)**

In the years to come, other organized neighborhoods, especially historic districts, took up the same policies. In 1988-89 HHN provided input to city planners and to the Planning Commission in the City's revision of the zoning map. HHN sought to keep the primarily residential character of the neighborhood and to have existing use be validated with zoning law. The new map was adopted in 1989, making unnecessary the constant trips to Planning Commission meetings to fight inappropriate changes. **(Exhibits 20-23)**

2.2. **Have there been any notable "firsts" to take place in the neighborhood, on the street, or in the public space? If yes, please describe.**

- "Glenmore House" at 502 Court Street built in 1890, known as the City's first brick house.
- Only neighborhood to ever seek redress of grievances through lawsuit against City of Hattiesburg, resulting in settlement requiring city posting of property proposed for zoning changes; now applies citywide
- First historic residential district in city listed on National Register of Historic Places - 1980
- First historic district – residential or commercial – to be protected from inappropriate changes by local ordinance by designation as local conservation district - 1986
- First neighborhood in city to have protection of trees and historic landscaping on private as well as public property – 1986
- Site of first Ward elementary school in City of Hattiesburg – 1904
- Site of first elementary school in city to be desegregated -- Sacred Heart Catholic School, then K – 6, was desegregated early in era of Mississippi school desegregation; Hattiesburg public elementary schools not desegregated *in fact* until 1987 (from 1970 to then, attendance was "desegregate" by student choice)
- Neighborhoods USA national award – 1993 **(Exhibit 24 & 25)**
- First Hattiesburg neighborhood to host public event – Victorian Candlelit Christmas – that attracted visitors from throughout city, region, state and beyond.
- Victorian Candlelit Christmas designated Southeast Tourism Association Top 20 Event for December, 1992 – 1998 **(Exhibit 26 & 27)**
- First city neighborhood to be used as a location for a made for TV movie. **(Exhibit 28)**
- First city neighborhood to host public walking tours of sections of district, historic churches and gardens **(See Exhibits 29-32 and view videos on website at www.hattiesburghistoricneighborhood.com/Archives.php)**
- HHN was one of two neighborhoods in the city to increase its value in a statewide property re-appraisal in the 1980s. and again in the 1990s.

Note: These assessments accomplished two goals: 1) showed the city as a whole the value of preserving and protecting such neighborhoods and 2) added considerably to the city and county ad valorem tax bases. This was a strong incentive for private investors to be drawn to new projects in the neighborhood and the Downtown District as well.

2.3. **Provide two or three personal stories or anecdotes that illustrate what sets the suggested neighborhood, street, or public space apart from other places, whether in the same city, region, or state as the candidate area. Include or cite newspaper articles if applicable.**

Linda A. McMurtrey -- "In 1980 while moving to Hattiesburg from Houston, Texas, we were very discouraged about the housing local Realtors were showing to us and everyone else: typical '70s and '80s suburban housing located west of the city limits. It looked exactly like Houston apartments to us. Finally, we went house hunting on our own. We found a Victorian ornate cottage that had been partially renovated – new roof, plumbing and electrical – being sold by owner. We contacted her and met other neighbors. The main thing I wanted to know was what protection this house and neighborhood had. Would the wonderful historic character be protected from inappropriate change? I soon learned that HHN was being listed at that time as a residential district on the National Register of Historic Places. We were also assured that HHN residents were already working toward creation of a local preservation ordinance for protection of all properties. With that assurance we purchased the house and moved in. Within a few days, HHN neighbors including JoAnn Kerley, one of the early HHN organizers, were knocking on the door to greet us. As I've often said, I wouldn't want to live anywhere else in Mississippi."

C.E. "Red" Bailey, former resident, Councilmen and renovator of multiple neighborhood houses. In a recent conversation, Red commented that he and his wife have been recalling their time as HHN residents and how "It really was a magic time in our lives." He was talking about those early years in HNN where he and his family renovated one of the district's largest and most significant houses and grounds. They also bought and renovated 19 other houses that were sold or rented to new neighbors. The Baileys were among a core group of early HHN newcomers who helped lead HHN organization and hosted activities that attracted new residents to the neighborhood. The "magic" of it all was in the close friendships and partnerships that came about because "we are all in this together," and yes, because it was just plain fun with so many parties, events and shared memories with people who became lifetime friends.

Andrea Saffle, current Neighborhood Association President. We lived in Oak Grove, a suburb of Hattiesburg, for 10 years before moving downtown. In that 10 years we only knew about four of our neighbors because our kids were the same age, and they lived directly adjacent to our property. In that time we had one block party that we started as a group birthday celebration for the kids. Several other neighbors came, and we all thought, "wow this is pretty cool, we should do this every year." Then we never saw those neighbors again. When we moved downtown, the first week we lived here, neighbors stopped by to say "hello and welcome to the neighborhood." My mother-in–law was visiting that first week, and we were sitting on the porch one morning, watching the kids walk to school and people walking their dogs. We said to each other "this is like Mayberry!" We immediately felt like we were part of a community. That first year we got to know about 75 percent of the neighbors -- they knew my name, my kids' names and my dog's!

Addendum by Linda A. McMurtrey: The house the Saffles bought was one that HHN bought in the early 80's, renovated with volunteer labor and donated supplies, and sold to a new family. The house had belonged to the Sacred Heart Knights of Columbus who had modified it as a K of C hall. This is just one instance where HHNA bought houses to renovate and sell in order to stabilize a block

RECEIVED
AUG 02 2017
BY:

2.4 **Describe the elements that help make the neighborhood, street, or public space attractive to people. What draws people whether visitors, residents, or workers-to the place (i.e. ground-level retail, restaurants, storefronts, etc.)?**

- Tree-lined sidewalks that connect each house and neighbor – that specific phrase has appeared in nearly everything ever written or said about HHN: it feels compact and homey.
- Obvious walkability; can walk to HHN's many amenities including the only school in the immediate downtown area and variety of churches, to adjacent historic districts including downtown for shopping or entertainment, to parks and trails and to transportation center for local and national destinations.
- Large number of historically significant and unique houses, renovated and/or well-maintained, ranging widely in size, style and price and an eclectic mix of residents

2.5 **List three specific and definable characteristics that distinguish the neighborhood, street or public space from other neighborhoods, streets, or places in the community. What makes your suggested place different and *memorable* from other places in your community?**

- Continuity and a palpable feeling of collaboration and camaraderie, a strong sense of "we're all in this together" that all visitors and newcomers mention.

  "Continuity – having people who have lived here from the beginning," said Harry Ward, 35-year HHN resident, archivist and founder. "We are only the third family to live in this house -- Poe House, ca. 1895, then Carpenters. Those people even came back to visit us. Commitment is another good way to describe us – commitment from the pioneering families to preserve and protect the neighborhood. In addition, I can walk to restaurants, the Hattiesburg Public Library, bank, grocery store, and the train to New York City – I can and I've done it."

- Published plan for the future with stated goals and objectives and community-wide knowledge that HHN is organized and determined to accomplish its announced goals and objectives.
- Overall physical attractiveness that includes houses, lots, green spaces, adjacent shopping – all together creating a strong sense of place.

The elements and characteristics cited in 2.4 and 2.5 were never more evident than in the aftermath of Hurricane Katrina through the collaboration and camaraderie of the neighbors. Residents of HHN, who are restaurant owners and operators or chefs of downtown restaurants, opened freezers of food to their neighbors. Other residents arranged kitchen/dining areas on their patios hosting the nightly "feeding of the multitudes" (i.e., all the neighbors). Although early restoration and renovation work in the neighborhood was a period of shared experience, knowledge and tools, after Katrina it was even more so. The result of HHN's own bootstrap efforts as well as organized assistance from the City, led to a fairly speedy recovery for HHN District. It is important to note that while overall the city lost 40-50 percent of its tree canopy, HHN did not because of all the early efforts over the years to replace aging, damaged trees. At the end of the day, HHN's tree canopy was in much better shape overall than the city as a whole.

2.6 **How does the place reflect local culture or flavor?**

HHN's first houses were built by founding fathers – owners of banks and timber companies -- and also by the workers in the timber and railroad industries. Big or small, grand or simple, these houses were showcases of what can be done with the resource that surrounded them and made possible the city's existence. The houses are on raised piers and situated to allow for circulation of air around and below, plus ventilation of the interior: this is a semi-tropical region. The houses had porches – wide covered porches -- that wrapped the house in many cases, allowing tall windows and doors to access side rooms. Lots of trees were planted, both for beauty and shade. Vines grew up along the perimeters to shade the porch fronts. The neighborhood as a whole reflects its period of development, the work of its residents and the climate, and survives as such today.

This neighborhood was at its founding and early years basically homogeneous – middle- and upper-middle class white residents. The upper class included founding fathers, those who owned the paper mills and the banks. The middle-class group included workers for the local railroads and rail lines – there were five in the city – timber mills, etc. As the neighborhood declined, upper-class residents left for the most part and the district was threatened with inappropriate zoning and red-lining policies of local banks and Realtors. Early residents who remained joined newly arrived residents to start revitalizing the area by forming an association to protect and preserve the historic homes.

The diversity of the HHN has benefitted by the location of Sacred Heart Catholic School, the addition of a church for Korean individuals and a Mexican-American market and restaurant. All have enhanced the cultural diversity of the neighborhood.

One of the district's great appeals always has been eclectic mix brought by the influx of university faculty and students from two universities, thus the residents reflect the more urban, diverse flavor of a core area of the city. Continuing downtown revitalization also attracts new residents.

Demographics have changed in age ranges: 30 years ago few families had elementary age children; average age was probably close to 65-70 and above. All neighborhood events and activities now illustrate how many young families with children as well senior citizens with limited incomes live in the neighborhood.

3. Important leaders and community engagement. *(Suggested word length for Section 3.0 responses: 500-1 000 words total.)*

3.1. **Who were the most influential persons in shaping the suggested neighborhood, street or public space? Please list and provide a short description of what they did, and the impact, changes, or outcomes that were a result of their efforts. Consider persons (distinguished or lesser known) such as elected officials, architects, designers, planners, developers, business people, community leaders, and citizen activists. Include or cite newspaper articles or other sources if applicable.**

In no particular order of importance:

- Early founders of the neighborhood who where historically prominent citizens who built houses and resided in the neighborhood include: Dr. T.E. Ross (416 Bay Street) owner of the Central Business District's Ross Building and a founder of Methodist Hospital; J.P. Carter

RECEIVED AUG 22 2017

(502 Court Street) owner of the Central Business District's Carter Building, president of First National Bank or Commerce and city alderman 1889; George Komp (122 Short Bay) owner of Komp Machine Works; W.M. Conner (106 Short Bay) local merchant, developer, alderman 1888, and mayor of Hattiesburg 1889-90; J.S. Turner (500 Bay Street) local land owner, lumberman, alderman 1899-1900 and organizer of the First National Bank of Commerce; W.W. Crawford (301 Court Street) founder of the South Mississippi Infirmary; F.B. Woodley (415 Walnut Street) superintendent of schools; Abner Polk, (730 River Avenue) alderman 1899-1900 and liveryman; Michael Rowan (401 Bay Street) roadmaster for the New Orleans and Northeastern and Mississippi Central Railroads; Paul B. Johnson Jr. and Sr. (Bay Street- house no longer there) Governors of Mississippi. (NHR nomination)

- Ken P'Pool, director of Mississippi Archives and History, who was instrumental in supporting, encouraging and ready to help assist with grants and Mississippi Landmark status of HHN at every step of its development and progress. It was Ken who first said, "National Register listing is fine, but you need the protection of a local preservation district." He also often said that mustering and leading local citywide support was an essential element to what HHN was trying to do.
- David White, City planner, 1980s – 1990s, trained and led HHN volunteers to complete its own historical survey forms and photography for creation of the local historic district designation.
- Bobby Chain, former Mayor, who set renovation example in his own district, the Oaks Historic District, and who was responsible for creation of local historic ordinance and for starting the Main Street program in Hattiesburg.
- Harry and Barbara Ward who live on Walnut Street and were among the first "newcomers" to the neighborhood in the mid 1970s. They are among the few surviving original HHN Association developers and their dedication to HHN goals and objectives has been unwavering. Harry served many years as HHN archivist and developed videos of neighborhood events currently available on the HHN website – www.hattiesburghistoricneighborhood.com. He is responsible for saving important HHN documents and also recording them with visual images.
- C.E. Red Bailey, early -- 1980 – homeowner and renovator of his and 19 other houses that were resold or rented to newcomers. He was a member of City Council for about 12 years and was instrumental in the in redevelopment of median and city assistance with tree planting projects, in the maintenance and eventual restoration of Walthall; traffic slowing devices and restriping of Bay Street to eliminate two driving lanes.
- Kara Drane, ACIP, former city planner and leader of citywide neighborhoods planning initiative in 1998 – 2000.
- Dave Ware, current homeowner, responsible for redevelopment of Walthall school into condos, working with the MS Dept. of Archives and History to maintain the structure's MS Landmark status. Current City Council representative, who supports improvement projects in core neighborhoods and downtown.
- Other early neighborhood association leaders, activists and homeowners include: Neil and Beverly McMillen, Pierce and Jessie Stevens, David and Mary Halliwell, Linda and Ken McMurtrey and Cynthia and Michael Anderson. No longer with us but prominent in our memories are Sarah Gillespie, JoAnn and Bill Kerley, Gayle and James Rogers, Charley and Melissa Newcomer and others. All these people invested their time, money and a lot of effort to make HHN what it is today.

3.2. **What past or present neighborhood, business, civic or other groups have had a prominent or leading role within the suggested neighborhood, street or public space? Describe their role and contributions. Include specific examples.**

A strong commitment to stay in the HHN District and help it grow and improve characterizes the groups and businesses cited here. The businesses have maintained ownership by the same families, some live in the neighborhood, all contribute in some way to the sponsorship of HHN events, either through money, goods and services or participation – or all of that.

Institutions:

- Churches: Bay Street Presbyterian, Court Street United Methodist and Sacred Heart Catholic. All have been in neighborhood more than 100 years and all have not only maintained but improved their properties. They actively participate in events such as candle lighting.; Court Street operates a day care facility and was rebuilt twice in HHN history. Bay Street, noted for its unique stained glass windows, is the oldest surviving church structure in the city, ca 1907. Sacred Heart, 1920s, has operated a church and school in the district for more than 100 years, now the only school in walking distance in the entire downtown district. Recently, the church bought a very large abandoned Baptist church and campus in the area that connects HHN to Oaks District; this campus, which shows Sacred Heart's commitment to the historic district area will house the expanded high school. Hattiesburg Public School District, on the other hand, abandoned the elementary school located in HHN and ceased to operate any neighborhood schools. HHN subsequently purchased the school in order to ensure its preservation and protection as the city's oldest surviving school building. In recent years, Sacred Heart has added services in Spanish, attended by the growing number of Hispanic families in this area and nearby.

Businesses:

- Hulet-Winstead Funeral Home: Operated by the Winstead family, this business shows itself to be a good neighbor through financial support of events as well as participation in candlelighting.
- McElhanney Plumbing, under continuous family ownership since its opening, is the "go to" place for all homeowners working on renovation and improvement projects. They can be counted on to support HHN in its activities.
- Coughlin Florist: The Coughlins not only do business in the neighborhood, but have lived next door to their business since 1940.
- Howard Daycare and Pre-School, a neighborhood institution for approximately 50 years, long before other daycare facilities were available.
- Big Star Supermarket on Hall Avenue for more than 40 years, a sizable grocery store in walking distance, in a city that has no other supermarkets south of Hardy Street and east of U.S. 49.

Public Safety:

- Hattiesburg Police Dept. relocated from City Hall to their structure on the southern border of HHN after the Methodist Hospital abandoned this historic hospital site. The department operates NET – Neighborhood Teams – to pay particular attention to organized neighborhoods. HHN leaders maintain regular contact with them.
- Hattiesburg Fire Station. An attractive well-maintained facility on the northeast corner of HHN is the city's smallest station, but an essential presence because without it, the east side of the neighborhood would be cut off from fire or other emergency help by the Illinois Central Railroad, often blocked by long coal trains.

RECEIVED
AUG 0 2 2017

4. **Role of planning and planners (past and present).** ***(Suggested word length for Section 4.0 responses: 500-1 000 words total.)***

4.1. **Provide a summary timeline of major events and decisions that contributed to development of the area - origin, transitions, planning decisions, etc.**

First years:

- 1884 – 1930 - Founding period of neighborhood
- 1960s – early '70s - deterioration through migration out, inappropriate zoning (multi-family for largest houses) and redlining by banks
- 1976 - start of HHN Association and writing of first bylaws denoting boundaries and membership
- 1976 - first candle lighting
- 1981 - suit against city to require public notice of proposed zoning changes
- 1980 - designation of as district listed on National Register of Historic Places
- Mid- 1980s - Incorporation and designation as 501 c 4 by IRS
- 1981 – Present - partnerships with city and MS Urban and Community Forestry Association for replacing aging tree canopy
- 1985 – HHN presentation to Mayor Bobby Chain and Commissioners on value of having locally designated historic district and on goals and objectives of HHN
- 1986 - designation as local historic district
- 1988 - designation of school – Walthall- as MS Landmark structure
- 1989 - citywide rezoning that eliminated need to constantly fight inappropriate changes

1990s:

- 1994 - purchase of public school Walthall, abandoned by HPSD in 1980s, in middle of district
- 1994 - spinoff Walthall Foundation Inc. – 501 c 3 for Walthall redevelopment and restoration
- 1996 – Pine Hills Heritage Center, a University of Southern Mississippi entity, in Walthall Center; establishment of Anderson Genealogy Museum in Walthall
- Late 1990s - Deeding (with recapture clause) of Walthall to Interaction Factory for children's hands on art and science museum
- 1998 - development and installation of landscape plan for school grounds

2000s:

- 2005 - taking back ownership of Walthall – leading to private redevelopment as condominiums under guidance of MS Dept. of Archives and History
- August, 2005 – Hurricane Katrina causes extensive damage to city, including downtown and HHN, etc. Major structural and tree damage citywide
- August 2005 – HHN numerous tree replacement projects shows results in hurricane's aftermath
- 2007 - Walthall Foundation received one condo and its renovation for price of sale of building to developers
- 2007- Walthall Foundation keeps ownership of grounds as a protected green space in perpetuity (Archives and History protection)
- Present – HHN and city largely recovered from hurricane; young trees in district growing and thriving

4.2. **Provide the date and principal author or planner of the earliest available plan that addresses or encompasses the suggested neighborhood, street, or public space. Describe any subsequent plans or planning-related initiatives affecting the suggested location. Please include a short discussion about their significance. Include important or interesting details if possible.**

- 1880-1895 the property within this district was owned by William H. Hardy, founder of the New Orleans and Northeaster Railroad, and one-time president of the Gulf and Ship island Railroad
- 1895-1902 most of the property was plotted into residential lots **(See Exhibits 2-5 Kamper-Whinnery, Katzenstein and Maria Mars)**
- 1976 – writing of HHN bylaws, boundaries, membership requirements and dues and statement of goals that provided initiative for development of events and activities that supported goals: protection and preservation of historic character of houses and district. *Without this first step, it is unlikely that HHN would exist today as it is. This initial organization made a strong statement to the City government as well as to local banks that their policies of the time would not be tolerated: the formation of HHN said it wouldn't sit still for efforts to change one of the city's first residential neighborhoods – one that was home to the city founders – from a fine residential district into one where the large significant houses were divided into apartments and where no one could get loans and mortgages for historic renovation.*
- 1980s – amendment to bylaws, incorporation and designation by the IRS as a 501 c 4 organization exempt from taxes. *This step allowed HHN to move forward strongly as a legal entity that represented all property owners. It allowed acquisition of the abandoned public school and its grounds and the spinoff of a 501 c 3 that could apply for state and federal grants*
- 1998 – 2003 - worked closely with city planning department in Neighborhoods Planning Initiative to establish citywide neighborhoods organizations with boundaries and associations similar to what HHN already had. City led visioning and planning sessions for each identified neighborhood for development of its official plan.
  This partnership with the City and other neighborhoods underlined HHN's new and developing goals and led to the development of a citywide neighborhoods council. HHN benefited with additional opportunities for partnership with the City and a strength in numbers in association with other neighborhoods.

4.3. **What role have the local planning department or city officials played in the development of the suggested neighborhood, street, or public space?**

Partnerships with the City have led to major tree replacement programs for HHN as well as maintenance of streets and sidewalks plus enforcement of city housing codes. Two strong neighborhood leaders have been and are members of the City Council, which has proved extremely valuable for support of improvement projects. In addition, it illustrates the strength of HHN leaders citywide – as elected representatives of our district plus a much larger section of the city. Working with city planners over the years is a "given" with support and participation in planning initiatives as well as City boards such as Planning Commission and Hattiesburg Historic Conservation Commission, which implements the local historic ordinance.

RECEIVED
AUG 02 2017
BY:

4.4. **How have citizens been included and engaged in planning efforts or related initiatives or programs?**

In general, it is expected that as a resident of HHN District, everyone will contribute to and help as a volunteer with any and all projects undertaken, including meetings with city planners and other city officials. Again, it's a matter of "we're all in this together."

- Events require volunteers; one example is that in just one year for Victorian Candlelit Christmas, more than 100 residents signed up to help in some way – decorate, entertain, bake cookies, sell carriage ride tickets, host an open house, etc., etc.
- Other events such as the Downtown Crawfish Jam and Night Out Against Crime picnic also require help with setting up tents and chairs, cooking hot dogs and hamburgers, cleanup and so on.
- HHN residents serve on the governing board, now a combined board for Walthall Foundation and HHN.
- The organizations are supported through an annual dues assessment, usually collected during sale of candles; nearly all households show up to buy candles and pay dues
- During the City neighborhood planning initiative, residents attended a series of meetings to evaluate set non-overlapping boundary lines, evaluate current conditions, visualize the possibilities, set goals and objectives for the future.
- HHN has had a representative on the City Planning Commission through most of its history
- HHN has had multiple representatives on the Historic Commission since its inception

4.5. **Describe what current changes are under way and what effects are these changes having on the place? Describe any major obstacles that have been addressed or are currently being addressed by the community. Be specific and include examples if possible.**

The very age of HHN means that important infrastructure such as sewer lines are deteriorating. Some major lines have been updated and/or replaced but others have not. This is impacting some residents with information given at a general HHN meeting. The information has been given to city officials and is being addressed, although it will be an expensive and relatively slow process.

Another major issue has been the air pollution that periodically permeates the area including HHN. The source of the pollution has been identified, and through contact and meetings with City officials, the situation is being addressed, with legal measures taken by the City and the case now in court. The sewer lagoon for this area also is being updated and improved with substantial investment by the City.

An ongoing problem that impacts the eastern part of HHN in particular is the lack of any overpasses or underpasses over Illinois Central RR and Norfolk Southern. To residents east of Illinois Central, this means frequent blocking of the tracks with long coal trains going to Mississippi Power Plants on the Coast. When this happens, residents are blocked from access to hospitals. It helps that a small city Fire Station is located on the northeast border. The City of Hattiesburg has initiated preliminary study to site overpasses that would serve east Hattiesburg, but no plans have been completed or right-of-way purchased. This is a major failing of the city throughout its history, one that impacts not only HHN but all of southeast Hattiesburg.

A third matter that will impact HHN but in a positive way will be the extension of the 43- mile Long Leaf Trace hike and bike trail to the depot on the HHN northeast border. This will provide easy trail access for HHN residents as well as access to HHN by hikers and bikers from throughout the region as well as the country, as Long Leaf trace is a nationally known trail and users can come by train from New York City to New Orleans and all points in between. The future development of Gordon's Creek linear park on the HHN northern border will also have a major positive impact on HHN.

5. **History, early development, highlights from the past.** ***(Suggested word length for Section 5.0 responses: 500-1 000 words total.)***

5.1. **List any local, state, national, historical, or other special designations or awards and the respective dates given in honor of the suggested neighborhood, street, or public space.**

- 1980 – cited in National Register of Historic Places nomination as "one of outstanding collections in state of Victorian era houses"
- 1980 - First residential district in city listed on National Register of Historic Places
- 1986 - First locally designated historic district with local protection of structures and trees and green space
- 1987 - Proclamations by Mayor G.D. Williamson "City Candlelighting Weekend, Dec. 8 and 9 in honor of HHN
- 1992 – 1998 – Southeastern Tourism Association Top 20 Event for December **(Exh 24&25)**
- 1993 - Neighborhoods USA award **(Exh 26 & 27)**

5.2. **List and describe any current or upcoming anniversaries or annual events for the suggested place including dates and sponsors of such anniversaries or celebrations.**

- 20th Annual participation in national Night Out Against Crime – August 2, 2011

HHN participates every year with City's Neighborhoods Program to host a picnic on the Walthall Grounds with games, entertainment with live bands performing and refreshments. City officials plus police and firemen drop by to all participating neighborhoods.

(Image 22) Night Out Against Crime Kick-off event held at Town Square Park features a talent show and skits put on by participating neighborhoods. Photo provided by Maxine Coleman, City of Hattiesburg Neighborhood Coordinator.

RECEIVED
AUG 02 2017
BY:

- 35th Annual Thanksgiving Neighborhood Potluck Dinner – November 8, 2011
  One of longest running events in HHN and one of the best attended. Each section of the neighborhood is assigned a type of side dish to bring and HHN provides turkey and ham. This event is now held in the Walthall Foundation Condo and provides an opportunity for the oldest residents to maintain contact with the newest and youngest. ***(Exhibit 33- flyer)***

  "I'll never forget meeting the elderly residents, descendants of HHN's first residents and homebuilders, when we attended our first potluck in 1980," said Linda A. McMurtrey. "Those were rare moments that helped build a sense of place and community among the early newcomers like us."

(Image 23 – above and Image -- below) Potluck offers a great opportunity for neighbors to catch up with old friends. Photo provided by Andrea Saffle

(Image 24 – above left) The Neighborhood Association provides the turkeys and hams as well as soft drinks for the event, while the neighbors bring side dishes. Photo provided by Andrea Saffle

(Image 25) Neighbors enjoy a wide array of side dishes and desserts during this long running event. Photo provided by Andrea Saffle

- 35th Annual Victorian Candlelit Christmas – December 10 and 11, 2011
  Candlelighting started in 1976 as a way to celebrate the nation's bicentennial and to draw attention to the renovation going on in the district. It has grown from a one-day display of a few thousand candles to a two-day event with about 15,000 luminaries, open houses, carriage rides, roaming

carolers and more. **(See exhibits 34-36)** *Each year as dusk falls and the candles are lit, hundreds of local and out-of-town visitors flow into the neighborhood, strolling or driving along the streets lined with the glowing candles. Neighborhood residents and visitors walk from house to house, stopping to chat and admire decorations. Many house parties are held to celebrate the season in the glow of thousands of candles.*

HHN now works in conjunction with VisitHattiesburg, the City's tourism bureau, and the Hattiesburg Historic Downtown Association to promote the event as a signature part of "Christmas in the HubCity." ***(See Exhibit 37-38)***



(Image 26) Beautiful homes are decorated for the season and accentuated with the luminaries creating a breathtaking effect for neighbors and visitors alike. Photo provided by VisitHattiesburg.

(Image 27) Thousands of visitors are drawn to the neighborhood every year for Candlelighting. The Southeast Tourism Society has listed this as one of the "Top Twenty Events in the Southeast" for many years. Photo provided by Visit Hattiesburg.

RECEIVED
AUG 02 2017
BY:



(Image 28) Roaming Caroling groups are a favorite among neighbors and visitors alike, as they wander the neighborhood entertaining those who stop to enjoy the music. Photo by Andrea Saffle.

(Image 29) Nothing is so magic as to take a ride in a horse-drawn carriage, horses clopping feet accented by jingling bells! Photo provided by Andrea Saffle

Thousands of words have been written about this well-publicized event that has received regional recognition and attention. Much copied but never recreated as a whole, this event is probably responsible as much as any one thing in building and cementing progress in HHN. Many times residents have dressed up in Victorian era costumes and have created elaborate Victorian era displays for the open houses. And nothing is so magic as to take a ride in a horse-drawn carriage, horses clopping feet accented by jingling bells!

(Image 30) The entire neighborhood gets involved with Candlelighting, making sure that porches are decorated, bags are our and candles are lit. Photo provided by Matt Martin

When the weather cooperates, Candlelighting not only brings hundreds of visitors and potential homebuyers to the district but raises funds as well. The success of the event is weather dependent but it has NEVER been entirely cancelled. Poor weather cuts down on the turn out, of course, and securing the extremely well-run, insured carriage rides costs HHN thousands of dollars each year. In good weather, the cost is recouped, but this event will be held no matter what because it is such a powerful place builder for residents and image enhancer for visitors. It is a physically stunning event, often copied, but never equaled. VisitHattiesburg the tourism

"Candlelighting is an event like no other I've ever experienced," said Linda A. McMurtery, 31-year resident of the district. "I've been on the shovel-and-sand end of this event and know how much group effort it takes to put it on each year. We've come together to set out and light these candles in balmy weather and in near zero temperatures with wind, ice and sleet. Despite that, despite knowing the work it takes, despite having seen it more than 30 times – when those candles are lit and the soft light flows over the area, it is just magic – pure magic."

RECEIVED
AUG 02 2017
BY:

(Image 31) "The Christmas House" as it has become known is a favorite for visitors and neighbors alike. Photo provided by Matt Martin

- 13th Annual Downtown Crawfish Jam – April 2012



(Image32) Medical Mudbugs is the neighborhood Spring Crawfish held on the grounds at Walthall School condos in the center of the neighborhood, Photo provided by Andrea Saffle

(Image 33) The spring crawfish boil has grown over the years from around 100 people to what it has become today. Photo provided by Andrea Saffle.

(Image 32 above) The Downtown Crawfish Jam drew over 1000 people from all over the city to launch the first ever neighborhood Music Festival. Photo by Andrea Saffle

RECEIVED
AUG 02 2017

When HHN gave up hosting its annual Oktoberfest, started by hobby brewers in the neighborhood, a better timed event was needed (too many fall/winter events). Dave and Amy Ware plus others who hosted a Medical Mudbugs Crawfish Boil, turned the event over to Walthall Foundation as a fundraiser for the organizations and for the condo and grounds maintenance. The spring date works better for HHN members. Now billed as a music festival, the Downtown Crawfish Jam is a major fundraising to assist maintenance of the Walthall condo and grounds. "The Downtown Crawfish Jam grew out of Medical Mudbugs, neighborhood fundraiser for the Hattiesburg Historic Neighborhood Association (HHN) with a 12-year history of bringing great food and great music to Historic Hattiesburg," said Andrea Saffle, HHNA President. She said the revised 2011 event drew visitors from across the city and raised nearly $10,000 for Walthall Foundation. This event will only grow as a major local music festival.

6. **How does the suggested Great Place exemplify planning best practices?** ***(Suggested word length for Section 6.0 responses: 500-1 000 words total.)***

   6.1. Provide a description of any planning tools used (i.e., historic preservation ordinances; specific-area plans; relevant sections of comprehensive plans; public investments or bond approvals; business improvement districts; tax increment financing; zoning districts or overlays; design guidelines; special use guidance or ordinances; revitalization efforts; etc.) and a short discussion about the results these requirements have had in helping shape how the area has developed, changed, or evolved. Include specific dates and examples if possible.

- 1985 – HHN leaders presented a document to Mayor Bobby Chain and the two Commissioners, outlining why local historic designation and protection was essential to the goals and objectives of HHN. The document also outlined issues and concerns in HHN that needed assistance from the City. It stated the value of historic preservation and viable historic neighborhoods to the health of the City. **(See attached Exhibit 10)** *Credibility of HHN's position was verified in statewide property tax reappraisals in 1980s,1990s, 2000 and 2010.*
- 1986 – HHN volunteers worked with City Planner David White to complete survey forms and photographs required for creation of HHN District, locally designated. Early structure footprints were copied from Sandborne Insurance Co. maps to put on forms.
  HHN residents knowledgeable about historic features most significant on individual properties; knowledge of what to focus on in enforcement of locally designated historic district; cooperative effort with city official. **(Go to www.hattiesburghistoricneighborhood.com/Historic_Documents.php)**
- Overlay district boundaries for HHN Conservation District extend beyond the original HHN boundaries, providing a buffer that makes it possible to focus on most historically significant areas as opposed to less significant ones.
  Has worked well and creates a more tolerable situation to owners in buffer zones. Historic Commission has basis to work with these owners for compatible (if not the strictest) enforcement.
- 1988 – 89 – specific input to the City Planning Dept. during the process to make sure goals and objectives of HHN were known and put into practice; specifically, HHN goal was to see removed from the zoning map the inappropriate multi-family zoning of the largest, most significant houses and to prevent the intrusion of misplaced commercial/businesses uses.
  The adoption of the new code was absolutely critical to the development and progress of HHN. Previously HHN was required to have representatives at every Planning Commission meeting in

order to oppose inappropriate zoning changes that came up frequently. The 1989 code has meant the relief of those time-consuming and difficult challenges.

- 1976 and mid 1980s - Development and amendment of bylaws with maps and boundaries, membership requirements and objectives and goals; incorporation
  Provides basis for specific actions, including legal measures; has made clear from the earliest years what are the purposes and intent of HHN. Provides avenues of partnership with City, County and State; made possible creation of Walthall Foundation Inc., and purchase of abandoned HPSD elementary school in middle of neighborhood – an absolutely critical step to protect the neighborhood.
- 1997 - Presentation to Mayor and City Council in partnership with North Main Street Neighborhood Historic District; further documentation of goals and objectives for historic district as well as issues and concerns, primarily with need to address housing code violations.
  Unless these issues and concerns are made known, the City does not have the information it needs in order to act; these continuing presentations as well as day to day reporting keeps these neighborhoods in the forefront.
- 1998 – 2000 - Participation in citywide neighborhoods planning initiative
  Cemented feeling of collaboration and partnership with City and all city neighborhoods. Provided additional opportunities for grant funds for improvement projects; clarified HHN's plan, goals and objectives – a fine-tuning process, as it were.
- Participation and input into the development of the Hattiesburg Comprehensive Plan 2020. (See online at www.hattiesburgms.com/ under urban development)
  Plan centers on importance of strong, organized neighborhoods to health and future of the City; continues focus for current planning and Planning Commission decisions that protect existing neighborhoods; identifies corridors and areas that need to organize and work toward improvement.
- Past 30 years – Use of public funds investment through state pass through grants for Walthall redevelopment, city restoration of historic Bay Street median, tree replacement, maintenance of streets and sidewalks, infrastructure improvements, development of neighborhood and adjacent parks and hike and bike trails.
  Invaluable opportunities to HHN and action toward its goals and objectives; could not have made this progress without this assistance. Partnerships with Mississippi Department of Archives and History, Mississippi Urban and Forestry Commission, City of Hattiesburg; particularly instrumental in the protection, expansion and new development of tree program and green space development, as well as flood control and run off protection. City maintenance of Gordon's Creek has helped make this natural element an asset not a detriment.

6.2. **Describe what efforts are underway to make the street, neighborhood, or public space more environmentally sustainable, including having a smaller carbon footprint. Please include specific examples of practices or steps being proposed and taken.**

- Extension of Long Leaf Trace – 43 miles of hike and bike trail -- that will go from Prentiss, MS, to Hattiesburg Train Depot, adjacent to HHN - 1 ½ block from boundary; trail will extend from Southern Miss campus along West 4th Street to Historic Downtown, east to historic Mobile Street District, then south to the Depot; funded with federal pass through money through MDOT.
  Neighborhood residents will be able to ride or walk from any point in HHN to the Depot and go on the Trail to Downtown, the university campus or on west to the end of the trail. Visitors can come on the train or bus with their bikes and ride through the neighborhood and onto the trail.

RECEIVED
AUG 02 2017
BY:

- Partnership with City effort to establish Complete Streets throughout city; HHN has wide, well-kept principal streets that lend themselves to this plan; Bay Street is a prime example.
- HHN is entirely walkable within itself and to Historic Downtown District and two adjacent historic residential districts
  As downtown continues to redevelop with more businesses including restaurants, music venues, galleries, gift shops, antique shops, professional services, pharmacy, and so on, this puts more and more amenities and goods and services within walking distance of all HHN residents.
- HHN is supporting development of Gordon's Creek Linear Park that will connect most inner city neighborhoods as well as the large city Kamper Park and Zoo and to Longleaf Trace in the interior of this core area of the city.
  Gordon's Creek Linear Park is now being designed and will eventually extend to the Leaf River on the eastern border of the city; Chain Park already exists on the northeast corner of the city on the banks of the Leaf.

6.3. **What 'Smart Growth' principles and practices are used, whether to increase density; reduce use of private cars and expand use of transit or non-motorized travel options; reuse existing buildings; encourage mixed-use development; or other measures? Include a short description including specific examples.**

All of the points made in 6.3 apply to use of Smart Growth principles and practices, but the main point is that the existence of HHN as a viable, continually improving residential district is the re-use of everything -- every structure and all infrastructure. The main point over the 30-year history of HHN as an organized neighborhood is that the continued use and public investment in existing infrastructure and the growing private investment into an expanded ad valorem tax base for the city and county is the only smart way to grow and develop. The continued progress of HHN is a showcase for re-use instead of green field, box center development.

The earliest history of the neighborhood illustrates the preponderance of preservation and re-use. "For example," said Linda A. McMurtrey, "my own house was built shortly after the arrival of the first settlers. It was the first home of the Connor family (W.E. Connor was fourth mayor of the city). This house is an ornate Victorian cottage that was put on logs and pulled by mules from its first location facing Bay (now Short Bay) Street. It was relocated to face Williams Street on a lot at the back of the Conner property next to the carriage house (now a home). The Connors subsequently built a grand house Neo-Classical house that stands today. Many other small, modest first houses were relocated within the neighborhood in the same manner."

The wisdom of this type of development is always emphasized in periods of high gas prices - residents here don't commute. By and large they live and play in the same area within walking or bike riding distance of many, many amenities. Many work inside the core area of the city. Most of the children walk to the only school available within this area.

The re-use of public and private resources is the basis and reason for the existence of HHN, and it is of particular note that the re-use and preservation of the district's houses is preserving the very first resources of this region: the virgin piney woods forests that brought the first development here. Unless HHN succeeds in its goals, the original resources that showcase what can be done with wood would be lost forever. Many houses that were built for original timber developing families have already been lost in an adjacent district because the later residents didn't take early opportunities to organize and fight.

Since its organization the HHN district has had the overwhelming majority of the houses either consistently maintained or substantially renovated and improved. As early as 1995, about 275 of the 450 structures had been renovated; this number does not include those being steadily maintained.

Again, the steady increase in ad valorem base to the city and county, plus the savings brought by continued use of the infrastructure demonstrates the success of HHN.

By continuing and expanding the walkability of HHN, available resources and uses are continuously expanding for residents. Newcomers move to HHN because it IS walkable to its own commercial uses as well as to commercial and entertainment venues downtown.

As it was originally built, HHN has high density: 450 structures on 115-acres of 23 block area. On the southern boundary of the district are multi-family apartments.

6.4. **Is there affordable housing located within the borders of the suggested neighborhood or adjoining the suggested street? If yes, please describe type and amount of affordable housing, and the plans, programs, regulations, ordinances, or other initiatives undertaken to bring about the affordable housing.**

While there is not any housing federally designated as "affordable" in HHN, the very range of sizes, styles and prices of the existing historic housing makes it affordable to a wide socio-economic base. In particular, the apartment units referred to above on the HHN southern boundary are low cost. House prices range from $350,000 and up for the largest, grandest homes with the big lots to the $100,000 prices of the more modest in size and style cottages.

While costs have increased in recent years and since Hurricane Katrina, it is still true that "more for the money" is still the appeal: more available amenities, more space, more physically appealing, more style, more basic value of materials (irreplaceable wood and craftsmanship).

Having the protection of the local historic district also has strengthened HHN's group bargaining power to gain equal status with other neighborhoods with the local banks.

6.5. **What planning principles are embodied by the designated street, neighborhood or public space, and how do these principles contribute to the area's outstanding qualities and characteristics?**

- The necessity of making a plan with goals, objectives and action steps based on collaboration of all residents
- Creation of processes to carry out plan and enlist help from residents
- Identify resources and/or partners required to carry out plans and meet goals and objectives

6.6. **Brief summary of the major or most significant planning lessons learned or involved with the neighborhood, street, or public space**

- Benefits of organizing to create first a plan, then goals and objectives plus action steps; HHN is a model of this lesson

RECEIVED
AUG 02 2017
BY:

- Value of input from and collaboration with as many residents as possible; establishment of processes to 1) communicate with all residents and 2) to gain input, to provide multiple and varied opportunities for residents to provide information and input
- Necessity to find means to convey input and communicate needs, goals and objectives to various entities and organizations such as city, state and county and to collaborate to achieve goals and acquire funding.

7. **Additional information (useful, but not required).** To assist APA staff and contributing authors and editors in developing a technical oriented report about places selected for designation, answers to the following to, and sources of information for the following questions:

7.1. **For neighborhoods, population density and demographic breakdowns (using U.S. Bureau data)**

- Population is about 980 persons
- Density is approximately 4 units per acre (450 structures/ 115 acres

7.2. **For neighborhoods and streets, average home prices and rents.**

- Rental: $400- $900 based on size of property
- Sales: $90,000 - $350,000 for renovated, updated houses; price based on house and lot size
- $60,000 - $70,000 for properties that have not been updated
- Average sales price per square foot: $70-$75

7.3. **For neighborhoods and streets, a list of the various uses occurring within the designated area and approximate percentages of each use.**

- Residential - 90 percent
- Churches, schools and daycare - about 5 percent
- Professional - about 1 percent
- Commercial - 4 percent

7.4. **Estimated number of annual visitors of a public space or estimated annual traffic counts for streets.**

- Special events draw 3,000 - 5,000 visitors each year, depending on weather
- Based on the 2009 Average Daily Traffic Counts, HHN major corridors and collector streets are as follows: Bay Street - 6,500; Southern Avenue - 5,500; Williams Street – 3,500; West Laurel Avenue – 1,700; Walnut Street – 1,200; and Buschman Street – 1,100.

7.5. **Types of transit modes and connections, and accommodations for pedestrians, bicyclists, other non-motorized users (especially for streets and neighborhoods).**

- Sidewalks throughout HHN
- Curbed and guttered streets suitable for bikes
- Connections -- under construction - to Longleaf Trace hike and bike trail

- Adjacent to Hattiesburg Historic Depot, station for local buses and well as Amtrak line between New Orleans and New York City.

7.6. **List of functions occurring at the public space, along the street or in the neighborhood each year (i.e. markets, rallies, parades, festivals, protected habitat, community events, etc.)**

- Walks, runs and organized bike rides sponsored by various entities through HHN
- Downtown Farmers Market, April - October, at Town Square Park adjacent to HHN
- City Christmas Tree Lighting, Town Square Park
- Annual Earth Day observance, Town Square Park
- Tea Party Political Rallys, Town Square Park
- Night Out Against Crime, first Tuesday in August, Walthall grounds
- Victorian Candlelit Christmas, second weekend every December, Walthall
- Downtown Crawfish Jam, music festival and crawfish boil, Landmark protected Walthall grounds

- Live @ Five at Town Square Park, weekly April and October each year, live music

(Image 35 left) Live @ 5 is an event held at Town Square Park on Friday nights in April and October featuring local and regional bands and downtown. Photo provided by Andrea Saffle

RECEIVED
AUG 02 2017
BY:



(Image 36 right) Live @ 5 in Town Square Park offers a unique opportunity for neighbors as well as neighbors from all over the City. Photo provided by Robinson Photography Studio

- Trick or Treat on Our Streets- neighborhood wide participation in Trick or Treating



(Image 37) Halloween in the Historic Neighborhood is a throw back to days gone by when children could trick or treat door to door and neighbors participated in-mass for the enjoyment of the kids. Photo provided by Andrea Saffle

(Image 38) HHN draws kids from all over the city to trick or treat here. The newer neighborhoods in the suburbs don't have the sidewalk nor the level of participation that HHN enjoys. Photo provided by Andrea Saffle

- Halloween Fall Festival at Sacred Heart School
- Rock N Roux at Sacred Heart School, April



(Image 39) Sacred Heart School hosts Rock N Roux for several years in the neighborhood, attracting school members and as well as neighbors. Photos by Andrea Saffle

RECEIVED
AUG 02 2017
BY:

(Image 40) Kids in da Hood float in the Irish-Italian Parade features neighborhood kids and friends of the neighborhood. This years float was decorated with pictures of neighborhood houses. Photo by Andrea Saffle

- "Kids in da Hood" is the neighborhood parade krewe, created initially to participate in the city-wide Irish-Italian Festival Parade, but also participates the city Christmas parade and the Night Out Against Crime parade.
- Seafood Jamboree at Sacred Heart School, September
- Major public art exhibits at Hattiesburg Historic Depot, adjacent to HHN; example Smithsonian Traveling Exhibit New Harmonies, sculpture contest, Homestead Heritage multiple day market and exhibit of crafts

7.7. **Please provide a list of supplemental sources of additional information about the previous questions, such as archival sources, historians, community organizations or persons who have been instrumental in planning and shaping the designated area.**

- Refer to list of significant people above section 3.1
- Harry Ward, HHN archivist, 416 Walnut Street, Hattiesburg, MS 39401 hcw43@comcast.net
- Pattie Brantley, ACIP, Director of Urban Development, City of Hattiesburg pbrantly@hattiesburgms.com

- Justin Heskew, historic planner, Planning Department, City of Hattiesburg jheskew@hattiesburgms.com
- Linda McMurturey, long time resident, former lindamc@megagate.com
- Andrea Saffle, Current HHNA President, 409 Walnut Street, a.saffle@megagate.com
- Dave Ware, Ward 4 Councilmen, Rebecca Ave., davejware@bellsouth.net
- www.hattiesburghistoricneighborhood.com

7.8. Please provide links to maps, graphs, charts or other visual materials specific to the designated place and the salient characteristics, qualities, features and traits that contribute to its unique sense of place and selection as one of the Great Places in America.

- Find Attached packet of exhibits 1 – 38
- Disc with high resolution images of all pictures included in this submission
- Find attached authorization forms for all images included
-

All images sent should be high resolution, i.e. as 300 dpi or 600K-B-1.2MB files. Maps of areas should be sent at TIFF files, also at a resolution of 300 dpi. ***In addition, we need to have a signed permission-to use form for each individual image provided with the suggested place. See separate attachment for this form (make additional copies as needed).***

RECEIVED
AUG 02 2017
BY:

DUPLICATION OF SERVICES: 5 Convenience Stores (3 with Gas Stations) and 1 Full Service Grocery Store less than 1 block from HHN to 3 blocks, and as close as 3 blocks from 314 Bay St.

The entire Downtown District (shopping and restaurants) is 3 blocks from 314 Bay St.

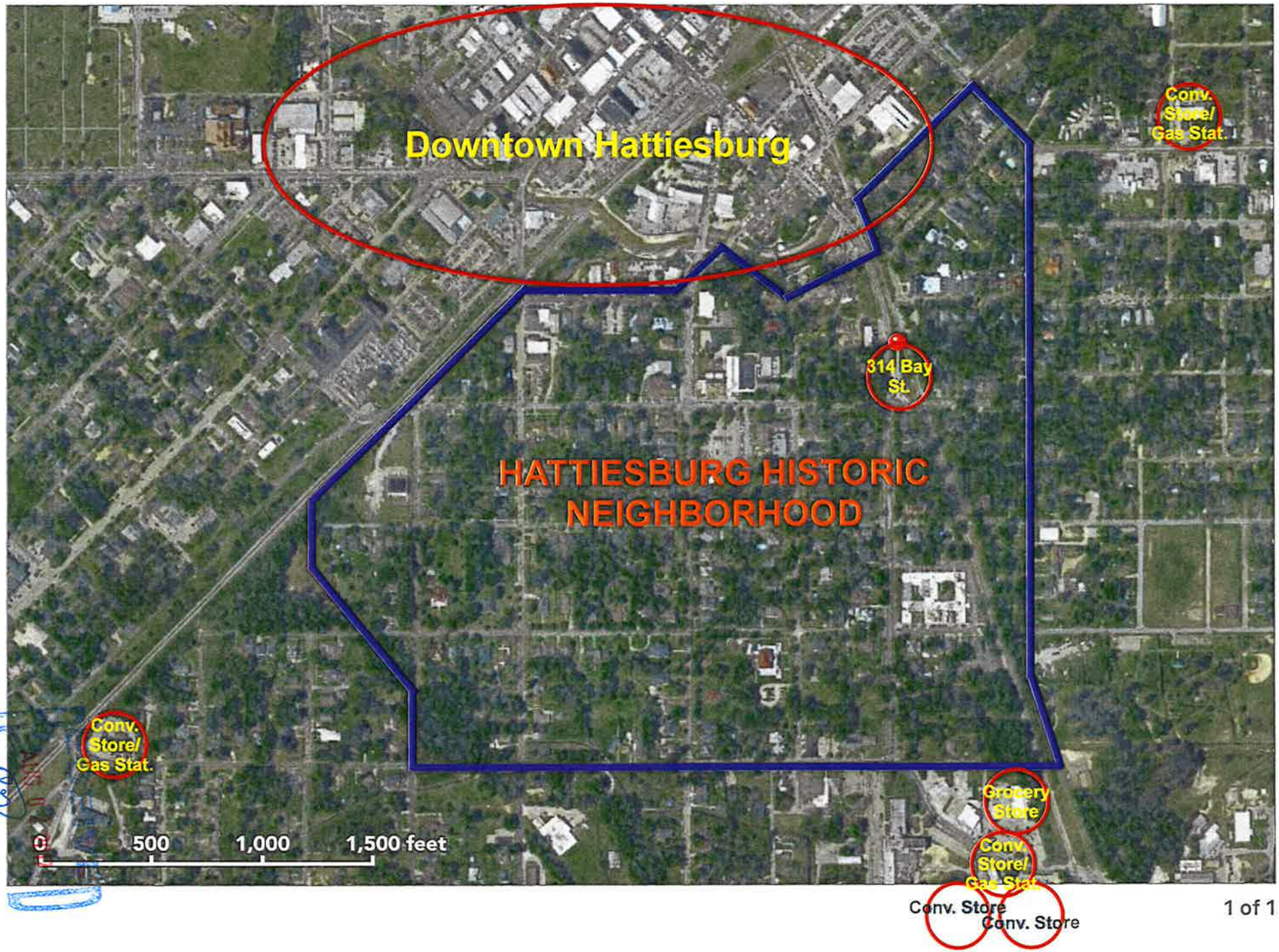

Hattiesburg Historic Neighborhood
Hattiesburg, Mississippi

1. Location, physical features, design, characteristics, and on-going maintenance.

1.1. Size of the designated place (number of blocks for streets; square area for neighborhoods and public spaces).

Hattiesburg Historic Neighborhood (HHN), is located south and southeast of Historic Downtown Hattiesburg, and west of the Leaf River. Within its borders is a smaller area that is the area listed on the National Register of Historic Places (NRHP). HHN is a well-maintained, 23-block area comprising approximately 450 structures within 115-acres that is remarkable because of its size, cohesiveness, compactness and the high percentage of architecturally significant structures. (Exhibit 1 – Map)

City of Hattiesburg, MS - Hattiesburg Historic Neighborhood

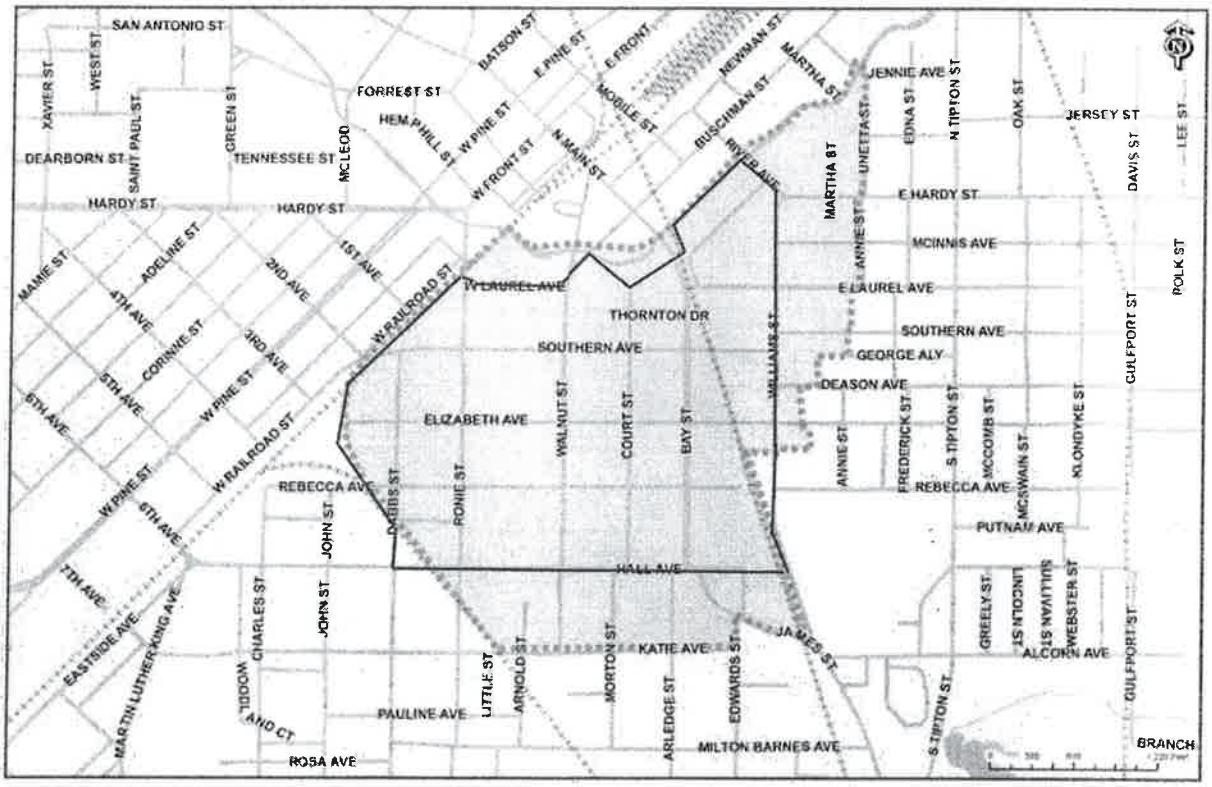

The above map shows the original boundaries of HHN (solid line) as established in the 1976 bylaws. The pink area shows the boundaries of the HHN locally designated historic district with an extended buffer area as recommended by state and national preservation officials.

The neighborhood area was initially outlined in a traditional grid pattern in 1884 as part of the Kamper-Whinery Subdivision and later expanded with the E.Katzenstein and Maria Mars subdivisions dating back to 1896 and 1897. **(See Exhibits 2- 5: maps of Kamper-Whinery, Katzenstein and Maria Mars)**

RECEIVED
AUG 02 2017
BY:

1.2. **Describe the special physical, geographical, or other distinguishing features or attributes of the area and that contribute to the area's uniqueness and strong sense of place. Please be specific.**

The City of Hattiesburg developed on a series of terraces that rise from the Leaf River with the oldest areas –including HHN on the lowest and flattest terrace. The boundaries of HHN are established in large part by natural and existing man-made features such as Gordon's Creek, Illinois Central Railroad line, an abandoned rail line and Norfolk Southern Railroad.

The neighborhood terrain is generally flat and open spaces are prevalent as lot sizes vary from rather large to relatively small. Many properties are beautifully landscaped and contain park-like areas, and the district's streets are lined with trees. The greenery gives cohesiveness to the district and compliments the diversity of architectural styles. Distinctively, HHN displays houses of Colonial and Classical Revivals interspersed with Queen Anne cottages of various sizes. This is augmented by unique streets containing the juxtaposition of large Classical Revival and Queen Anne residences, with Colonial Revival, Queen Anne, bungalow and vernacular houses of more moderate proportions. The bungalow style is found throughout the district, filling in some of the earlier open spaces and contributing to the district's continuity and development of urban character. The Italianate, Mission Style, Tudor, Late Gothic Revival, International Style, and Art Moderne are also represented in the neighborhood district, but only by one or two examples each.



(Image 1 Left) "Turner House", 500 Bay Street, was built in 1910 by John Turner, Sr., a pioneer land-owner, merchant & banker. Photo provided by VisitHattiesburg.

(Image 2 Above) "Great Oaks" 106 Short Bay built in 1906 as the second home of William Conner, lumberman, alderman and fourth mayor of the City. Photo provided by Michael Summers.

(Image 3) "Coughlin-Schramm House" at 411 Walnut Street was built in 1900. Photo provided by VisitHattiesburg.



(Image 4) Ross House 416 Bay Street built in 1905 by Dr. T.E. Ross, founder of Methodist Hospital. Photo by Andrea Saffle

RECEIVED
AUG 0 2 2017
BY: SS

(Image 5) Tally House (402 Rebecca Avenue) was completed in 1910 for Judge J.R. Talley. Photo by Michael Summers



(Image 6 left) 310 Court Street circa 1900 Colonial Revival. Photo provided by VisitHattiesburg.

(Image 7, right) 817 E. Laurel circa 1895 Queen Anne. Photo provided by VisitHattiesburg

(Image 8, left) 509 Bay Street, King-Butler-McMillen House, circa 1908. Photo provided by Michael Summers.

(Image 9, below)
Glenmore House, 502 Court Street circa 1890 for J. P. Carter. Known as the first brick house in the city of Hattiesburg. Photo provided by Michael Summers.

RECEIVED
AUG 02 2017
BY:

(Image 10, left) McMurtrey House, circa 1889 107 Williams. Photo provided by Linda McMurtrey

(Image 11, below) Crawford House, 301 Court Street; circa 1925, overlooks Gordon's Creek and Town Square Park. Photo provided by Andrea Saffle.



(Image 12)
Bay Street Presbyterian Church, ca 1907 is the oldest surviving church building in the city. Photo provided by VisitHattiesburg

Condition of the district's structures ranges from fair to excellent. Very few houses are vacant and beginning to deteriorate. While a number of residences were always well maintained, acquisition and restoration of key houses since the early '80's ignited the revitalization of HHN. **(See Exhibits 6 & 7)** A dominant feature of the neighborhood is the dense tree canopy punctuated by pocket parks and the larger, park-like lots. The trees have always been a distinguishing feature as the first homebuilders and owners planted water oaks along every street and right-of-way as well as additional trees on their properties. Protection and replacement of trees as a planned activity started at the beginning and continues today. **(See exhibit 7)** The designation of HHN as a local historic district also has protection of trees on private property in addition to protection of significant landscapes: homeowners cannot change or remove either without review by the Historic Commission and evaluation by the City Arborist.

(Image 13) Mature oaks line many of the streets of HHN. Photo provided by Andrea Saffle.



(Image 14) Pocket Park at entrance to HHN. Photo provided by Andrea Saffle

The Bay Street Median is a feature distinguishing HHN from any other residential neighborhood. Extending from Southern to Hall Avenues, the median is a modified replication of the wide boulevard that once paralleled the length of Bay Street. The original boulevard hosted a trolley connecting downtown to William Carey University. The boulevard had a double row of watermelon colored crepe myrtles. Now the median is again abundant with crepe myrtles, bought and planted by the association members. **(See Exhibit 8–9 Newspaper articles)**

(Image 15) Crepe Myrtles once again line Bay Street reminiscent of what it looked like in the early years of the neighborhood. Photo provided by Andrea Saffle.

RECEIVED
AUG 0 2 2017
BY:

The picturesque tree-lined streets and welcoming sidewalks make HHN a totally walk-able neighborhood and create the atmosphere of days gone by. On any given school day you can sit on your porch and watch as the children in the neighborhood walk to Sacred Heart Catholic School, the large parochial school located, since 1900, in the middle of the district. (HPSD abandoned the public elementary school in the district.) HHN inspires a Norman Rockwell feeling as people sit on their porches and talk, neighbors take leisurely walks in the evening, and walk the few blocks to Town Square Park or downtown with its shops and restaurants. **(See Exhibits 10)**



(Image 16 Above left) Residents enjoy that they can walk to church at Sacred Heart Catholic Church. Photo by Andrea Saffle

(Image 17 Above right) HHN has worked closely with the City to maintain and protect the trees in the neighborhood, replacing dead or damaged trees, sustaining the neighborhood urban forest. Photo provided by Andrea Saffle



(Image 18 Above left) On any given school day you can sit on your porch and watch as neighborhood kids walk to school at Sacred Heart Catholic School. Photo provided by Jennifer Bishop.

(Image 19 Above right) This group of Sacred Heart School kids takes a stroll through the neighborhood on a field trip to one of the neighborhood parks. Photo provided by Jennifer Bishop.

"It's the human element," said Harry Ward, HHN first organizer and archivist, "that makes this neighborhood so special."

The historic Depot and adjacent neighborhoods are easy walks as well. At the Depot, one can get on a city bus and go to a suburban mall or on an Amtrak train bound for New Orleans or New York City.

HHN fosters neighborly interaction through annual events such as Thanksgiving Potluck Dinner, Victorian Candlelit Christmas, Downtown Crawfish Jam, and Night Out Against Crime, just to name a few. **(See exhibit 11 articles and** www.hattiesburghistoricneighborhood.com/Events.php)
12+12b

1.3. **How well maintained and safe is the place? For example, if there are vacant lots, are they kept clean and well groomed?**

There are public facilities located along the boundaries that contribute to safety of HHN.

- The main Hattiesburg Police Department is located on Hall at Edwards Street, the south edge of HHN
- A city Fire Station is located on the northeast corner on East Hardy at Unetta. Local ambulances are stationed on the east side of the railroad tracks, changing locations periodically.
- HHN works closely with the police department -- its neighborhood teams – and code enforcement to maintain good communication among the groups:
- HHN has maintained a Neighborhood Watch program for many years.
- HHN has a consistent reporting system to report housing code violations such as neglect of vacant lots or houses in the district. Residents on are on a first-name basis with both the district code officer as well as the manager. The code officer and other city officials meet with the association on a periodic basis to discuss issues.
- In 1985 and in 1997 HHN made presentations to the Mayor and City Council about code enforcement issues as well as issues about outdated drainage systems and ways to calm traffic. Other presentations have been made, but these were two major ones. **(Exhibit 13 – Presentation)**
- HHN schedules periodic clean-up days to address vacant lots and assist homeowners who need it.

(Image 20) Neighborhood Clean up day July 2010. Neighbors came out on one of the hottest days of the year to clean up two yards, one vacant house lot and the other for a neighbor that needed assistance. Photo provided by Andrea Saffle

RECEIVED
AUG 01 2017
BY:

(Image 21) Neighborhood Clean up day-mowing an overgrown yard that had gotten to be too much for the owner. Photo provided by Andrea Saffle

Building on those programs and working to strengthen communications, the neighborhood instituted a neighborhood-wide email and phone list, a monthly newsletter, a Facebook page and most recently a neighborhood website. **(See Exhibit 13,** www.facebook.com/HHNA.MS and **www.hattiesburghistoricneighborhood.com)**

Walkable, safe streets and slowing traffic:

- Traffic calming circles were added in 1997 at two intersections on Walnut, an interior street being used inappropriately as a through fare to downtown **(Exhibit 15 – article)**
- Bay Street median was restored and driving lanes reduced from 4 to 2 in 1997.

1.4. **Describe the natural and man-made amenities of the place, such as public art, street furniture, recreational facilities, special landscaping, views, and so forth.**

Special landscaping:

- Bay Street median lined with watermelon colored crepe myrtles bought and planted by HHN members.
- Tree-lined streets with trees along the sidewalks of every block in the grid.
- Protected trees and landscaping on private property as well as public property.

Parks and green spaces:

- Pocket, entry park, located at Southern Avenue and Dabbs Street on the northwest entry point; features HHN sign and white crepe myrtles.
- Walthall Grounds, park-like area owned by Walthall Foundation, a subsidiary of HHN, planted in 1998 by volunteers in partnership with City and Mississippi Power Co.
- Walthall Grounds are protected by the Mississippi Dept. of Archives and History as a Mississippi Landmark space, dedicated in perpetuity as a green area; block is approximately one-fourth of the city block.
- Town Square Park on northern boundary along Gordon's Creek and connecting to downtown, is a city park that includes a measured walking trail; park hosts a variety of activities such as free concerts spring and fall, the Downtown Farmer's Market for growers

and artisans April through October, City tree lighting and many other family oriented activities.

- Gordon's Creek with linear park now being designed for the City. Park will connect the large city Kamper Park and Hattiesburg Zoo to adjacent historic residential districts as well as downtown; it will run along the northern border of HHN and eventually continue to Leaf River on city's eastern boundary.

Man-Made:

- Over 90 percent – of houses that have either been substantially renovated or continuously maintained
- One of city's oldest schools, ca 1902, was purchased by HHN for protection and restoration in 1995. **(Exhibit 16)** 14
- Walthall Condominium Development, now occupied by owners and protected as a Mississippi Landmark building, opened in 2008
- Bay Street Presbyterian Church, ca 1907, oldest surviving church building in the city.
- Sacred Heart Catholic Church and School, in heart of neighborhood more than 100 years; only surviving school in HHN and downtown area because public school district abandoned Walthall as elementary public school in the 80's.
- Walthall Condominium No. 11 in Walthall Condominium Development, is a community use space owned and operated by Walthall Foundation Inc.; used by HHN for association activities and rented to members for private functions; sustained by dues and fundraisers
- Wide, well-maintained streets, all with curb and gutter, plus well-maintained sidewalks throughout the district.
- Proximity to Hattiesburg Historic Depot, base for both local and nationwide transportation, plus connectivity to the now 43-mile Longleaf Trace soon to be completed from the University of Southern Mississippi campus to the downtown and the depot. Longleaf Trace is a nationally recognized rails-to-trails project.

2. Notable, memorable, and defining characteristics. Please elaborate on your response to Question 2 in the preliminary suggestion for streets and neighborhoods or Question 3 for public spaces.

2.1. Has this neighborhood, street, or public space been a trend-setter for the community, city, region, or state? If so, describe how, including examples.

Hattiesburg Historic Neighborhood Association was organized in 1976 by homeowners, who recognized the need to protect themselves from inappropriate changes to structures and green space. They wanted to draw attention to this large collection of houses that showcased the Piney Woods and railroad history of the city, being threatened by actions from city and business officials. One of their first actions was to hold the first candlelighting as a local observance of the nation's bicentennial and to draw visitors to the area to see its potential. **(See Exhibit 16 and 18 article)** 17

One constant and immediate threat was to protect the neighborhood from absentee property owner zoning changes for inappropriate commercial use or modify larger historic homes for multi-family use. City officials could change zoning at an owners' request with the only notice to the public being fine-print legal notices in the newspaper. **(Exhibit 18a & 18b)**

RECEIVED
AUG 02 2017
BY:

In 1981 HHN sued the City to require posting of conspicuous signs on the property itself when zoning changes were proposed. The City conceded in a settlement, and consequently, HHN was able to send representatives to all City Planning Commissions meetings when neighborhood changes were being considered. HHN action fought and defeated ***all*** such inappropriate changes in the following years. **(See Exhibit 19)**

In the years to come, other organized neighborhoods, especially historic districts, took up the same policies. In 1988-89 HHN provided input to city planners and to the Planning Commission in the City's revision of the zoning map. HHN sought to keep the primarily residential character of the neighborhood and to have existing use be validated with zoning law. The new map was adopted in 1989, making unnecessary the constant trips to Planning Commission meetings to fight inappropriate changes. **(Exhibits 20-23)**

2.2. **Have there been any notable "firsts" to take place in the neighborhood, on the street, or in the public space? If yes, please describe.**

- "Glenmore House" at 502 Court Street built in 1890, known as the City's first brick house.
- Only neighborhood to ever seek redress of grievances through lawsuit against City of Hattiesburg, resulting in settlement requiring city posting of property proposed for zoning changes; now applies citywide
- First historic residential district in city listed on National Register of Historic Places - 1980
- First historic district – residential or commercial – to be protected from inappropriate changes by local ordinance by designation as local conservation district - 1986
- First neighborhood in city to have protection of trees and historic landscaping on private as well as public property – 1986
- Site of first Ward elementary school in City of Hattiesburg – 1904
- Site of first elementary school in city to be desegregated -- Sacred Heart Catholic School, then K – 6, was desegregated early in era of Mississippi school desegregation; Hattiesburg public elementary schools not desegregated *in fact* until 1987 (from 1970 to then, attendance was "desegregate" by student choice)
- Neighborhoods USA national award – 1993 **(Exhibit 24 & 25)**
- First Hattiesburg neighborhood to host public event – Victorian Candlelit Christmas – that attracted visitors from throughout city, region, state and beyond.
- Victorian Candlelit Christmas designated Southeast Tourism Association Top 20 Event for December, 1992 – 1998 **(Exhibit 26 & 27)**
- First city neighborhood to be used as a location for a made for TV movie. **(Exhibit 28)**
- First city neighborhood to host public walking tours of sections of district, historic churches and gardens **(See Exhibits 29-32 and view videos on website at www.hattiesburghistoricneighborhood.com/Archives.php)**
- HHN was one of two neighborhoods in the city to increase its value in a statewide property re-appraisal in the 1980s. and again in the 1990s.

Note: These assessments accomplished two goals: 1) showed the city as a whole the value of preserving and protecting such neighborhoods and 2) added considerably to the city and county ad valorem tax bases. This was a strong incentive for private investors to be drawn to new projects in the neighborhood and the Downtown District as well.

2.3. **Provide two or three personal stories or anecdotes that illustrate what sets the suggested neighborhood, street, or public space apart from other places, whether in the same city, region, or state as the candidate area. Include or cite newspaper articles if applicable.**

Linda A. McMurtrey -- "In 1980 while moving to Hattiesburg from Houston, Texas, we were very discouraged about the housing local Realtors were showing to us and everyone else: typical '70s and '80s suburban housing located west of the city limits. It looked exactly like Houston apartments to us. Finally, we went house hunting on our own. We found a Victorian ornate cottage that had been partially renovated – new roof, plumbing and electrical – being sold by owner. We contacted her and met other neighbors. The main thing I wanted to know was what protection this house and neighborhood had. Would the wonderful historic character be protected from inappropriate change? I soon learned that HHN was being listed at that time as a residential district on the National Register of Historic Places. We were also assured that HHN residents were already working toward creation of a local preservation ordinance for protection of all properties. With that assurance we purchased the house and moved in. Within a few days, HHN neighbors including JoAnn Kerley, one of the early HHN organizers, were knocking on the door to greet us. As I've often said, I wouldn't want to live anywhere else in Mississippi."

C.E. "Red" Bailey, former resident, Councilmen and renovator of multiple neighborhood houses. In a recent conversation, Red commented that he and his wife have been recalling their time as HHN residents and how "It really was a magic time in our lives." He was talking about those early years in HNN where he and his family renovated one of the district's largest and most significant houses and grounds. They also bought and renovated 19 other houses that were sold or rented to new neighbors. The Baileys were among a core group of early HHN newcomers who helped lead HHN organization and hosted activities that attracted new residents to the neighborhood. The "magic" of it all was in the close friendships and partnerships that came about because "we are all in this together," and yes, because it was just plain fun with so many parties, events and shared memories with people who became lifetime friends.

Andrea Saffle, current Neighborhood Association President. We lived in Oak Grove, a suburb of Hattiesburg, for 10 years before moving downtown. In that 10 years we only knew about four of our neighbors because our kids were the same age, and they lived directly adjacent to our property. In that time we had one block party that we started as a group birthday celebration for the kids. Several other neighbors came, and we all thought, "wow this is pretty cool, we should do this every year." Then we never saw those neighbors again. When we moved downtown, the first week we lived here, neighbors stopped by to say "hello and welcome to the neighborhood." My mother-in–law was visiting that first week, and we were sitting on the porch one morning, watching the kids walk to school and people walking their dogs. We said to each other "this is like Mayberry!" We immediately felt like we were part of a community. That first year we got to know about 75 percent of the neighbors -- they knew my name, my kids' names and my dog's!

Addendum by Linda A. McMurtrey: The house the Saffles bought was one that HHN bought in the early 80's, renovated with volunteer labor and donated supplies, and sold to a new family. The house had belonged to the Sacred Heart Knights of Columbus who had modified it as a K of C hall. This is just one instance where HHNA bought houses to renovate and sell in order to stabilize a block

RECEIVED
AUG 02 2017
BY:

2.4 **Describe the elements that help make the neighborhood, street, or public space attractive to people. What draws people whether visitors, residents, or workers-to the place (i.e. ground-level retail, restaurants, storefronts, etc.)?**

- Tree-lined sidewalks that connect each house and neighbor – that specific phrase has appeared in nearly everything ever written or said about HHN: it feels compact and homey.
- Obvious walkability; can walk to HHN's many amenities including the only school in the immediate downtown area and variety of churches, to adjacent historic districts including downtown for shopping or entertainment, to parks and trails and to transportation center for local and national destinations.
- Large number of historically significant and unique houses, renovated and/or well-maintained, ranging widely in size, style and price and an eclectic mix of residents

2.5 **List three specific and definable characteristics that distinguish the neighborhood, street or public space from other neighborhoods, streets, or places in the community. What makes your suggested place different and *memorable* from other places in your community?**

- Continuity and a palpable feeling of collaboration and camaraderie, a strong sense of "we're all in this together" that all visitors and newcomers mention.

  "Continuity – having people who have lived here from the beginning," said Harry Ward, 35-year HHN resident, archivist and founder. "We are only the third family to live in this house -- Poe House, ca. 1895, then Carpenters. Those people even came back to visit us. Commitment is another good way to describe us – commitment from the pioneering families to preserve and protect the neighborhood. In addition, I can walk to restaurants, the Hattiesburg Public Library, bank, grocery store, and the train to New York City – I can and I've done it."

- Published plan for the future with stated goals and objectives and community-wide knowledge that HHN is organized and determined to accomplish its announced goals and objectives.
- Overall physical attractiveness that includes houses, lots, green spaces, adjacent shopping – all together creating a strong sense of place.

The elements and characteristics cited in 2.4 and 2.5 were never more evident than in the aftermath of Hurricane Katrina through the collaboration and camaraderie of the neighbors. Residents of HHN, who are restaurant owners and operators or chefs of downtown restaurants, opened freezers of food to their neighbors. Other residents arranged kitchen/dining areas on their patios hosting the nightly "feeding of the multitudes" (i.e., all the neighbors). Although early restoration and renovation work in the neighborhood was a period of shared experience, knowledge and tools, after Katrina it was even more so. The result of HHN's own bootstrap efforts as well as organized assistance from the City, led to a fairly speedy recovery for HHN District. It is important to note that while overall the city lost 40-50 percent of its tree canopy, HHN did not because of all the early efforts over the years to replace aging, damaged trees. At the end of the day, HHN's tree canopy was in much better shape overall than the city as a whole.

2.6 **How does the place reflect local culture or flavor?**

HHN's first houses were built by founding fathers – owners of banks and timber companies -- and also by the workers in the timber and railroad industries. Big or small, grand or simple, these houses were showcases of what can be done with the resource that surrounded them and made possible the city's existence. The houses are on raised piers and situated to allow for circulation of air around and below, plus ventilation of the interior: this is a semi-tropical region. The houses had porches – wide covered porches -- that wrapped the house in many cases, allowing tall windows and doors to access side rooms. Lots of trees were planted, both for beauty and shade. Vines grew up along the perimeters to shade the porch fronts. The neighborhood as a whole reflects its period of development, the work of its residents and the climate, and survives as such today.

This neighborhood was at its founding and early years basically homogeneous – middle- and upper-middle class white residents. The upper class included founding fathers, those who owned the paper mills and the banks. The middle-class group included workers for the local railroads and rail lines – there were five in the city – timber mills, etc. As the neighborhood declined, upper-class residents left for the most part and the district was threatened with inappropriate zoning and red-lining policies of local banks and Realtors. Early residents who remained joined newly arrived residents to start revitalizing the area by forming an association to protect and preserve the historic homes.

The diversity of the HHN has benefitted by the location of Sacred Heart Catholic School, the addition of a church for Korean individuals and a Mexican-American market and restaurant. All have enhanced the cultural diversity of the neighborhood.

One of the district's great appeals always has been eclectic mix brought by the influx of university faculty and students from two universities, thus the residents reflect the more urban, diverse flavor of a core area of the city. Continuing downtown revitalization also attracts new residents.

Demographics have changed in age ranges: 30 years ago few families had elementary age children; average age was probably close to 65-70 and above. All neighborhood events and activities now illustrate how many young families with children as well senior citizens with limited incomes live in the neighborhood.

3. Important leaders and community engagement. *(Suggested word length for Section 3.0 responses: 500-1 000 words total.)*

3.1. **Who were the most influential persons in shaping the suggested neighborhood, street or public space? Please list and provide a short description of what they did, and the impact, changes, or outcomes that were a result of their efforts. Consider persons (distinguished or lesser known) such as elected officials, architects, designers, planners, developers, business people, community leaders, and citizen activists. Include or cite newspaper articles or other sources if applicable.**

In no particular order of importance:

- Early founders of the neighborhood who where historically prominent citizens who built houses and resided in the neighborhood include: Dr. T.E. Ross (416 Bay Street) owner of the Central Business District's Ross Building and a founder of Methodist Hospital; J.P. Carter

RECEIVED
AUG 02 2017
BY:

(502 Court Street) owner of the Central Business District's Carter Building, president of First National Bank or Commerce and city alderman 1889; George Komp (122 Short Bay) owner of Komp Machine Works; W.M. Conner (106 Short Bay) local merchant, developer, alderman 1888, and mayor of Hattiesburg 1889-90; J.S. Turner (500 Bay Street) local land owner, lumberman, alderman 1899-1900 and organizer of the First National Bank of Commerce; W.W. Crawford (301 Court Street) founder of the South Mississippi Infirmary; F.B. Woodley (415 Walnut Street) superintendent of schools; Abner Polk, (730 River Avenue) alderman 1899-1900 and liveryman; Michael Rowan (401 Bay Street) roadmaster for the New Orleans and Northeastern and Mississippi Central Railroads; Paul B. Johnson Jr. and Sr. (Bay Street- house no longer there) Governors of Mississippi. (NHR nomination)

- Ken P'Pool, director of Mississippi Archives and History, who was instrumental in supporting, encouraging and ready to help assist with grants and Mississippi Landmark status of HHN at every step of its development and progress. It was Ken who first said, "National Register listing is fine, but you need the protection of a local preservation district." He also often said that mustering and leading local citywide support was an essential element to what HHN was trying to do.
- David White, City planner, 1980s – 1990s, trained and led HHN volunteers to complete its own historical survey forms and photography for creation of the local historic district designation.
- Bobby Chain, former Mayor, who set renovation example in his own district, the Oaks Historic District, and who was responsible for creation of local historic ordinance and for starting the Main Street program in Hattiesburg.
- Harry and Barbara Ward who live on Walnut Street and were among the first "newcomers" to the neighborhood in the mid 1970s. They are among the few surviving original HHN Association developers and their dedication to HHN goals and objectives has been unwavering. Harry served many years as HHN archivist and developed videos of neighborhood events currently available on the HHN website – www.hattiesburghistoricneighborhood.com. He is responsible for saving important HHN documents and also recording them with visual images.
- C.E. Red Bailey, early -- 1980 – homeowner and renovator of his and 19 other houses that were resold or rented to newcomers. He was a member of City Council for about 12 years and was instrumental in the in redevelopment of median and city assistance with tree planting projects, in the maintenance and eventual restoration of Walthall; traffic slowing devices and restriping of Bay Street to eliminate two driving lanes.
- Kara Drane, ACIP, former city planner and leader of citywide neighborhoods planning initiative in 1998 – 2000.
- Dave Ware, current homeowner, responsible for redevelopment of Walthall school into condos, working with the MS Dept. of Archives and History to maintain the structure's MS Landmark status. Current City Council representative, who supports improvement projects in core neighborhoods and downtown.
- Other early neighborhood association leaders, activists and homeowners include: Neil and Beverly McMillen, Pierce and Jessie Stevens, David and Mary Halliwell, Linda and Ken McMurtrey and Cynthia and Michael Anderson. No longer with us but prominent in our memories are Sarah Gillespie, JoAnn and Bill Kerley, Gayle and James Rogers, Charley and Melissa Newcomer and others. All these people invested their time, money and a lot of effort to make HHN what it is today.

3.2. **What past or present neighborhood, business, civic or other groups have had a prominent or leading role within the suggested neighborhood, street or public space? Describe their role and contributions. Include specific examples.**

A strong commitment to stay in the HHN District and help it grow and improve characterizes the groups and businesses cited here. The businesses have maintained ownership by the same families, some live in the neighborhood, all contribute in some way to the sponsorship of HHN events, either through money, goods and services or participation – or all of that.

Institutions:

- Churches: Bay Street Presbyterian, Court Street United Methodist and Sacred Heart Catholic. All have been in neighborhood more than 100 years and all have not only maintained but improved their properties. They actively participate in events such as candle lighting.; Court Street operates a day care facility and was rebuilt twice in HHN history. Bay Street, noted for its unique stained glass windows, is the oldest surviving church structure in the city, ca 1907. Sacred Heart, 1920s, has operated a church and school in the district for more than 100 years, now the only school in walking distance in the entire downtown district. Recently, the church bought a very large abandoned Baptist church and campus in the area that connects HHN to Oaks District; this campus, which shows Sacred Heart's commitment to the historic district area will house the expanded high school. Hattiesburg Public School District, on the other hand, abandoned the elementary school located in HHN and ceased to operate any neighborhood schools. HHN subsequently purchased the school in order to ensure its preservation and protection as the city's oldest surviving school building. In recent years, Sacred Heart has added services in Spanish, attended by the growing number of Hispanic families in this area and nearby.

Businesses:

- Hulet-Winstead Funeral Home: Operated by the Winstead family, this business shows itself to be a good neighbor through financial support of events as well as participation in candlelighting.
- McElhanney Plumbing, under continuous family ownership since its opening, is the "go to" place for all homeowners working on renovation and improvement projects. They can be counted on to support HHN in its activities.
- Coughlin Florist: The Coughlins not only do business in the neighborhood, but have lived next door to their business since 1940.
- Howard Daycare and Pre-School, a neighborhood institution for approximately 50 years, long before other daycare facilities were available.
- Big Star Supermarket on Hall Avenue for more than 40 years, a sizable grocery store in walking distance, in a city that has no other supermarkets south of Hardy Street and east of U.S. 49.

Public Safety:

- Hattiesburg Police Dept. relocated from City Hall to their structure on the southern border of HHN after the Methodist Hospital abandoned this historic hospital site. The department operates NET – Neighborhood Teams – to pay particular attention to organized neighborhoods. HHN leaders maintain regular contact with them.
- Hattiesburg Fire Station. An attractive well-maintained facility on the northeast corner of HHN is the city's smallest station, but an essential presence because without it, the east side of the neighborhood would be cut off from fire or other emergency help by the Illinois Central Railroad, often blocked by long coal trains.

RECEIVED
AUG 0 2 2017
BY:

4. **Role of planning and planners (past and present).** ***(Suggested word length for Section 4.0 responses: 500-1 000 words total.)***

4.1. **Provide a summary timeline of major events and decisions that contributed to development of the area - origin, transitions, planning decisions, etc.**

First years:

- 1884 – 1930 - Founding period of neighborhood
- 1960s – early '70s - deterioration through migration out, inappropriate zoning (multi-family for largest houses) and redlining by banks
- 1976 - start of HHN Association and writing of first bylaws denoting boundaries and membership
- 1976 - first candle lighting
- 1981 - suit against city to require public notice of proposed zoning changes
- 1980 - designation of as district listed on National Register of Historic Places
- Mid- 1980s - Incorporation and designation as 501 c 4 by IRS
- 1981 – Present - partnerships with city and MS Urban and Community Forestry Association for replacing aging tree canopy
- 1985 – HHN presentation to Mayor Bobby Chain and Commissioners on value of having locally designated historic district and on goals and objectives of HHN
- 1986 - designation as local historic district
- 1988 - designation of school – Walthall- as MS Landmark structure
- 1989 - citywide rezoning that eliminated need to constantly fight inappropriate changes

1990s:

- 1994 - purchase of public school Walthall, abandoned by HPSD in 1980s, in middle of district
- 1994 - spinoff Walthall Foundation Inc. – 501 c 3 for Walthall redevelopment and restoration
- 1996 – Pine Hills Heritage Center, a University of Southern Mississippi entity, in Walthall Center; establishment of Anderson Genealogy Museum in Walthall
- Late 1990s - Deeding (with recapture clause) of Walthall to Interaction Factory for children's hands on art and science museum
- 1998 - development and installation of landscape plan for school grounds

2000s:

- 2005 - taking back ownership of Walthall – leading to private redevelopment as condominiums under guidance of MS Dept. of Archives and History
- August, 2005 – Hurricane Katrina causes extensive damage to city, including downtown and HHN, etc. Major structural and tree damage citywide
- August 2005 – HHN numerous tree replacement projects shows results in hurricane's aftermath
- 2007 - Walthall Foundation received one condo and its renovation for price of sale of building to developers
- 2007- Walthall Foundation keeps ownership of grounds as a protected green space in perpetuity (Archives and History protection)
- Present – HHN and city largely recovered from hurricane; young trees in district growing and thriving

4.2. **Provide the date and principal author or planner of the earliest available plan that addresses or encompasses the suggested neighborhood, street, or public space. Describe any subsequent plans or planning-related initiatives affecting the suggested location. Please include a short discussion about their significance. Include important or interesting details if possible.**

- 1880-1895 the property within this district was owned by William H. Hardy, founder of the New Orleans and Northeaster Railroad, and one-time president of the Gulf and Ship island Railroad
- 1895-1902 most of the property was plotted into residential lots **(See Exhibits 2-5 Kamper-Whinnery, Katzenstein and Maria Mars)**
- 1976 – writing of HHN bylaws, boundaries, membership requirements and dues and statement of goals that provided initiative for development of events and activities that supported goals: protection and preservation of historic character of houses and district. *Without this first step, it is unlikely that HHN would exist today as it is. This initial organization made a strong statement to the City government as well as to local banks that their policies of the time would not be tolerated: the formation of HHN said it wouldn't sit still for efforts to change one of the city's first residential neighborhoods – one that was home to the city founders – from a fine residential district into one where the large significant houses were divided into apartments and where no one could get loans and mortgages for historic renovation.*
- 1980s – amendment to bylaws, incorporation and designation by the IRS as a 501 c 4 organization exempt from taxes. *This step allowed HHN to move forward strongly as a legal entity that represented all property owners. It allowed acquisition of the abandoned public school and its grounds and the spinoff of a 501 c 3 that could apply for state and federal grants*
- 1998 – 2003 - worked closely with city planning department in Neighborhoods Planning Initiative to establish citywide neighborhoods organizations with boundaries and associations similar to what HHN already had. City led visioning and planning sessions for each identified neighborhood for development of its official plan.
  This partnership with the City and other neighborhoods underlined HHN's new and developing goals and led to the development of a citywide neighborhoods council. HHN benefited with additional opportunities for partnership with the City and a strength in numbers in association with other neighborhoods.

4.3. **What role have the local planning department or city officials played in the development of the suggested neighborhood, street, or public space?**

Partnerships with the City have led to major tree replacement programs for HHN as well as maintenance of streets and sidewalks plus enforcement of city housing codes. Two strong neighborhood leaders have been and are members of the City Council, which has proved extremely valuable for support of improvement projects. In addition, it illustrates the strength of HHN leaders citywide – as elected representatives of our district plus a much larger section of the city. Working with city planners over the years is a "given" with support and participation in planning initiatives as well as City boards such as Planning Commission and Hattiesburg Historic Conservation Commission, which implements the local historic ordinance.

RECEIVED
AUG 02 2017
BY:

4.4. **How have citizens been included and engaged in planning efforts or related initiatives or programs?**

In general, it is expected that as a resident of HHN District, everyone will contribute to and help as a volunteer with any and all projects undertaken, including meetings with city planners and other city officials. Again, it's a matter of "we're all in this together."

- Events require volunteers; one example is that in just one year for Victorian Candlelit Christmas, more than 100 residents signed up to help in some way – decorate, entertain, bake cookies, sell carriage ride tickets, host an open house, etc., etc.
- Other events such as the Downtown Crawfish Jam and Night Out Against Crime picnic also require help with setting up tents and chairs, cooking hot dogs and hamburgers, cleanup and so on.
- HHN residents serve on the governing board, now a combined board for Walthall Foundation and HHN.
- The organizations are supported through an annual dues assessment, usually collected during sale of candles; nearly all households show up to buy candles and pay dues
- During the City neighborhood planning initiative, residents attended a series of meetings to evaluate set non-overlapping boundary lines, evaluate current conditions, visualize the possibilities, set goals and objectives for the future.
- HHN has had a representative on the City Planning Commission through most of its history
- HHN has had multiple representatives on the Historic Commission since its inception

4.5. **Describe what current changes are under way and what effects are these changes having on the place? Describe any major obstacles that have been addressed or are currently being addressed by the community. Be specific and include examples if possible.**

The very age of HHN means that important infrastructure such as sewer lines are deteriorating. Some major lines have been updated and/or replaced but others have not. This is impacting some residents with information given at a general HHN meeting. The information has been given to city officials and is being addressed, although it will be an expensive and relatively slow process.

Another major issue has been the air pollution that periodically permeates the area including HHN. The source of the pollution has been identified, and through contact and meetings with City officials, the situation is being addressed, with legal measures taken by the City and the case now in court. The sewer lagoon for this area also is being updated and improved with substantial investment by the City.

An ongoing problem that impacts the eastern part of HHN in particular is the lack of any overpasses or underpasses over Illinois Central RR and Norfolk Southern. To residents east of Illinois Central, this means frequent blocking of the tracks with long coal trains going to Mississippi Power Plants on the Coast. When this happens, residents are blocked from access to hospitals. It helps that a small city Fire Station is located on the northeast border. The City of Hattiesburg has initiated preliminary study to site overpasses that would serve east Hattiesburg, but no plans have been completed or right-of-way purchased. This is a major failing of the city throughout its history, one that impacts not only HHN but all of southeast Hattiesburg.

A third matter that will impact HHN but in a positive way will be the extension of the 43- mile Long Leaf Trace hike and bike trail to the depot on the HHN northeast border. This will provide easy trail access for HHN residents as well as access to HHN by hikers and bikers from throughout the region as well as the country, as Long Leaf trace is a nationally known trail and users can come by train from New York City to New Orleans and all points in between. The future development of Gordon's Creek linear park on the HHN northern border will also have a major positive impact on HHN.

5. **History, early development, highlights from the past.** ***(Suggested word length for Section 5.0 responses: 500-1 000 words total.)***

5.1. **List any local, state, national, historical, or other special designations or awards and the respective dates given in honor of the suggested neighborhood, street, or public space.**

- 1980 – cited in National Register of Historic Places nomination as "one of outstanding collections in state of Victorian era houses"
- 1980 - First residential district in city listed on National Register of Historic Places
- 1986 - First locally designated historic district with local protection of structures and trees and green space
- 1987 - Proclamations by Mayor G.D. Williamson "City Candlelighting Weekend, Dec. 8 and 9 in honor of HHN
- 1992 – 1998 – Southeastern Tourism Association Top 20 Event for December **(Exh 24&25)**
- 1993 - Neighborhoods USA award **(Exh 26 & 27)**

5.2. **List and describe any current or upcoming anniversaries or annual events for the suggested place including dates and sponsors of such anniversaries or celebrations.**

- 20th Annual participation in national Night Out Against Crime – August 2, 2011

HHN participates every year with City's Neighborhoods Program to host a picnic on the Walthall Grounds with games, entertainment with live bands performing and refreshments. City officials plus police and firemen drop by to all participating neighborhoods.

(Image 22) Night Out Against Crime Kick-off event held at Town Square Park features a talent show and skits put on by participating neighborhoods. Photo provided by Maxine Coleman, City of Hattiesburg Neighborhood Coordinator.

RECEIVED
AUG 0 2 2017
BY:

- 35th Annual Thanksgiving Neighborhood Potluck Dinner – November 8, 2011
  One of longest running events in HHN and one of the best attended. Each section of the neighborhood is assigned a type of side dish to bring and HHN provides turkey and ham. This event is now held in the Walthall Foundation Condo and provides an opportunity for the oldest residents to maintain contact with the newest and youngest. ***(Exhibit 33- flyer)***

  "I'll never forget meeting the elderly residents, descendants of HHN's first residents and homebuilders, when we attended our first potluck in 1980," said Linda A. McMurtrey. "Those were rare moments that helped build a sense of place and community among the early newcomers like us."

(Image 23 – above and Image -- below) Potluck offers a great opportunity for neighbors to catch up with old friends. Photo provided by Andrea Saffle

(Image 24 – above left) The Neighborhood Association provides the turkeys and hams as well as soft drinks for the event, while the neighbors bring side dishes. Photo provided by Andrea Saffle

(Image 25) Neighbors enjoy a wide array of side dishes and desserts during this long running event. Photo provided by Andrea Saffle

- 35th Annual Victorian Candlelit Christmas – December 10 and 11, 2011
  Candlelighting started in 1976 as a way to celebrate the nation's bicentennial and to draw attention to the renovation going on in the district. It has grown from a one-day display of a few thousand candles to a two-day event with about 15,000 luminaries, open houses, carriage rides, roaming

carolers and more. **(See exhibits 34-36)** *Each year as dusk falls and the candles are lit, hundreds of local and out-of-town visitors flow into the neighborhood, strolling or driving along the streets lined with the glowing candles. Neighborhood residents and visitors walk from house to house, stopping to chat and admire decorations. Many house parties are held to celebrate the season in the glow of thousands of candles.*

HHN now works in conjunction with VisitHattiesburg, the City's tourism bureau, and the Hattiesburg Historic Downtown Association to promote the event as a signature part of "Christmas in the HubCity." ***(See Exhibit 37-38)***



(Image 26) Beautiful homes are decorated for the season and accentuated with the luminaries creating a breathtaking effect for neighbors and visitors alike. Photo provided by VisitHattiesburg.

(Image 27) Thousands of visitors are drawn to the neighborhood every year for Candlelighting. The Southeast Tourism Society has listed this as one of the "Top Twenty Events in the Southeast" for many years. Photo provided by Visit Hattiesburg.

RECEIVED
AUG 0 2 2017

(Image 28) Roaming Caroling groups are a favorite among neighbors and visitors alike, as they wander the neighborhood entertaining those who stop to enjoy the music. Photo by Andrea Saffle.

(Image 29) Nothing is so magic as to take a ride in a horse-drawn carriage, horses clopping feet accented by jingling bells! Photo provided by Andrea Saffle

Thousands of words have been written about this well-publicized event that has received regional recognition and attention. Much copied but never recreated as a whole, this event is probably responsible as much as any one thing in building and cementing progress in HHN. Many times residents have dressed up in Victorian era costumes and have created elaborate Victorian era displays for the open houses. And nothing is so magic as to take a ride in a horse-drawn carriage, horses clopping feet accented by jingling bells!

(Image 30) The entire neighborhood gets involved with Candlelighting, making sure that porches are decorated, bags are our and candles are lit. Photo provided by Matt Martin

When the weather cooperates, Candlelighting not only brings hundreds of visitors and potential homebuyers to the district but raises funds as well. The success of the event is weather dependent but it has NEVER been entirely cancelled. Poor weather cuts down on the turn out, of course, and securing the extremely well-run, insured carriage rides costs HHN thousands of dollars each year. In good weather, the cost is recouped, but this event will be held no matter what because it is such a powerful place builder for residents and image enhancer for visitors. It is a physically stunning event, often copied, but never equaled. VisitHattiesburg the tourism

"Candlelighting is an event like no other I've ever experienced," said Linda A. McMurtery, 31-year resident of the district. "I've been on the shovel-and-sand end of this event and know how much group effort it takes to put it on each year. We've come together to set out and light these candles in balmy weather and in near zero temperatures with wind, ice and sleet. Despite that, despite knowing the work it takes, despite having seen it more than 30 times – when those candles are lit and the soft light flows over the area, it is just magic – pure magic."

RECEIVED
AUG 02 2017
BY:

(Image 31) "The Christmas House" as it has become known is a favorite for visitors and neighbors alike. Photo provided by Matt Martin

- 13th Annual Downtown Crawfish Jam – April 2012



(Image32) Medical Mudbugs is the neighborhood Spring Crawfish held on the grounds at Walthall School condos in the center of the neighborhood, Photo provided by Andrea Saffle

(Image 33) The spring crawfish boil has grown over the years from around 100 people to what it has become today. Photo provided by Andrea Saffle.

(Image 32 above) The Downtown Crawfish Jam drew over 1000 people from all over the city to launch the first ever neighborhood Music Festival. Photo by Andrea Saffle

RECEIVED
AUG 02 2017

When HHN gave up hosting its annual Oktoberfest, started by hobby brewers in the neighborhood, a better timed event was needed (too many fall/winter events). Dave and Amy Ware plus others who hosted a Medical Mudbugs Crawfish Boil, turned the event over to Walthall Foundation as a fundraiser for the organizations and for the condo and grounds maintenance. The spring date works better for HHN members. Now billed as a music festival, the Downtown Crawfish Jam is a major fundraising to assist maintenance of the Walthall condo and grounds. "The Downtown Crawfish Jam grew out of Medical Mudbugs, neighborhood fundraiser for the Hattiesburg Historic Neighborhood Association (HHN) with a 12-year history of bringing great food and great music to Historic Hattiesburg," said Andrea Saffle, HHNA President. She said the revised 2011 event drew visitors from across the city and raised nearly $10,000 for Walthall Foundation. This event will only grow as a major local music festival.

6. **How does the suggested Great Place exemplify planning best practices?** ***(Suggested word length for Section 6.0 responses: 500-1 000 words total.)***

6.1. Provide a description of any planning tools used (i.e., historic preservation ordinances; specific-area plans; relevant sections of comprehensive plans; public investments or bond approvals; business improvement districts; tax increment financing; zoning districts or overlays; design guidelines; special use guidance or ordinances; revitalization efforts; etc.) and a short discussion about the results these requirements have had in helping shape how the area has developed, changed, or evolved. Include specific dates and examples if possible.

- 1985 – HHN leaders presented a document to Mayor Bobby Chain and the two Commissioners, outlining why local historic designation and protection was essential to the goals and objectives of HHN. The document also outlined issues and concerns in HHN that needed assistance from the City. It stated the value of historic preservation and viable historic neighborhoods to the health of the City. **(See attached Exhibit 10)** *Credibility of HHN's position was verified in statewide property tax reappraisals in 1980s,1990s, 2000 and 2010.*
- 1986 – HHN volunteers worked with City Planner David White to complete survey forms and photographs required for creation of HHN District, locally designated. Early structure footprints were copied from Sandborne Insurance Co. maps to put on forms.
  HHN residents knowledgeable about historic features most significant on individual properties; knowledge of what to focus on in enforcement of locally designated historic district; cooperative effort with city official. **(Go to www.hattiesburghistoricneighborhood.com/Historic_Documents.php)**
- Overlay district boundaries for HHN Conservation District extend beyond the original HHN boundaries, providing a buffer that makes it possible to focus on most historically significant areas as opposed to less significant ones.
  Has worked well and creates a more tolerable situation to owners in buffer zones. Historic Commission has basis to work with these owners for compatible (if not the strictest) enforcement.
- 1988 – 89 – specific input to the City Planning Dept. during the process to make sure goals and objectives of HHN were known and put into practice; specifically, HHN goal was to see removed from the zoning map the inappropriate multi-family zoning of the largest, most significant houses and to prevent the intrusion of misplaced commercial/businesses uses.
  The adoption of the new code was absolutely critical to the development and progress of HHN. Previously HHN was required to have representatives at every Planning Commission meeting in

order to oppose inappropriate zoning changes that came up frequently. The 1989 code has meant the relief of those time-consuming and difficult challenges.

- 1976 and mid 1980s - Development and amendment of bylaws with maps and boundaries, membership requirements and objectives and goals; incorporation
  Provides basis for specific actions, including legal measures; has made clear from the earliest years what are the purposes and intent of HHN. Provides avenues of partnership with City, County and State; made possible creation of Walthall Foundation Inc., and purchase of abandoned HPSD elementary school in middle of neighborhood – an absolutely critical step to protect the neighborhood.
- 1997 - Presentation to Mayor and City Council in partnership with North Main Street Neighborhood Historic District; further documentation of goals and objectives for historic district as well as issues and concerns, primarily with need to address housing code violations.
  Unless these issues and concerns are made known, the City does not have the information it needs in order to act; these continuing presentations as well as day to day reporting keeps these neighborhoods in the forefront.
- 1998 – 2000 - Participation in citywide neighborhoods planning initiative
  Cemented feeling of collaboration and partnership with City and all city neighborhoods. Provided additional opportunities for grant funds for improvement projects; clarified HHN's plan, goals and objectives – a fine-tuning process, as it were.
- Participation and input into the development of the Hattiesburg Comprehensive Plan 2020. (See online at www.hattiesburgms.com/ under urban development)
  Plan centers on importance of strong, organized neighborhoods to health and future of the City; continues focus for current planning and Planning Commission decisions that protect existing neighborhoods; identifies corridors and areas that need to organize and work toward improvement.
- Past 30 years – Use of public funds investment through state pass through grants for Walthall redevelopment, city restoration of historic Bay Street median, tree replacement, maintenance of streets and sidewalks, infrastructure improvements, development of neighborhood and adjacent parks and hike and bike trails.
  Invaluable opportunities to HHN and action toward its goals and objectives; could not have made this progress without this assistance. Partnerships with Mississippi Department of Archives and History, Mississippi Urban and Forestry Commission, City of Hattiesburg; particularly instrumental in the protection, expansion and new development of tree program and green space development, as well as flood control and run off protection. City maintenance of Gordon's Creek has helped make this natural element an asset not a detriment.

6.2. **Describe what efforts are underway to make the street, neighborhood, or public space more environmentally sustainable, including having a smaller carbon footprint. Please include specific examples of practices or steps being proposed and taken.**

- Extension of Long Leaf Trace – 43 miles of hike and bike trail -- that will go from Prentiss, MS, to Hattiesburg Train Depot, adjacent to HHN - 1 ½ block from boundary; trail will extend from Southern Miss campus along West 4th Street to Historic Downtown, east to historic Mobile Street District, then south to the Depot; funded with federal pass through money through MDOT.
  Neighborhood residents will be able to ride or walk from any point in HHN to the Depot and go on the Trail to Downtown, the university campus or on west to the end of the trail. Visitors can come on the train or bus with their bikes and ride through the neighborhood and onto the trail.

RECEIVED
AUG 02 2017
BY:

- Partnership with City effort to establish Complete Streets throughout city; HHN has wide, well-kept principal streets that lend themselves to this plan; Bay Street is a prime example.
- HHN is entirely walkable within itself and to Historic Downtown District and two adjacent historic residential districts
  As downtown continues to redevelop with more businesses including restaurants, music venues, galleries, gift shops, antique shops, professional services, pharmacy, and so on, this puts more and more amenities and goods and services within walking distance of all HHN residents.
- HHN is supporting development of Gordon's Creek Linear Park that will connect most inner city neighborhoods as well as the large city Kamper Park and Zoo and to Longleaf Trace in the interior of this core area of the city.
  Gordon's Creek Linear Park is now being designed and will eventually extend to the Leaf River on the eastern border of the city; Chain Park already exists on the northeast corner of the city on the banks of the Leaf.

6.3. **What 'Smart Growth' principles and practices are used, whether to increase density; reduce use of private cars and expand use of transit or non-motorized travel options; reuse existing buildings; encourage mixed-use development; or other measures? Include a short description including specific examples.**

All of the points made in 6.3 apply to use of Smart Growth principles and practices, but the main point is that the existence of HHN as a viable, continually improving residential district is the re-use of everything -- every structure and all infrastructure. The main point over the 30-year history of HHN as an organized neighborhood is that the continued use and public investment in existing infrastructure and the growing private investment into an expanded ad valorem tax base for the city and county is the only smart way to grow and develop. The continued progress of HHN is a showcase for re-use instead of green field, box center development.

The earliest history of the neighborhood illustrates the preponderance of preservation and re-use. "For example," said Linda A. McMurtrey, "my own house was built shortly after the arrival of the first settlers. It was the first home of the Connor family (W.E. Connor was fourth mayor of the city). This house is an ornate Victorian cottage that was put on logs and pulled by mules from its first location facing Bay (now Short Bay) Street. It was relocated to face Williams Street on a lot at the back of the Conner property next to the carriage house (now a home). The Connors subsequently built a grand house Neo-Classical house that stands today. Many other small, modest first houses were relocated within the neighborhood in the same manner."

The wisdom of this type of development is always emphasized in periods of high gas prices - residents here don't commute. By and large they live and play in the same area within walking or bike riding distance of many, many amenities. Many work inside the core area of the city. Most of the children walk to the only school available within this area.

The re-use of public and private resources is the basis and reason for the existence of HHN, and it is of particular note that the re-use and preservation of the district's houses is preserving the very first resources of this region: the virgin piney woods forests that brought the first development here. Unless HHN succeeds in its goals, the original resources that showcase what can be done with wood would be lost forever. Many houses that were built for original timber developing families have already been lost in an adjacent district because the later residents didn't take early opportunities to organize and fight.

Since its organization the HHN district has had the overwhelming majority of the houses either consistently maintained or substantially renovated and improved. As early as 1995, about 275 of the 450 structures had been renovated; this number does not include those being steadily maintained.

Again, the steady increase in ad valorem base to the city and county, plus the savings brought by continued use of the infrastructure demonstrates the success of HHN.

By continuing and expanding the walkability of HHN, available resources and uses are continuously expanding for residents. Newcomers move to HHN because it IS walkable to its own commercial uses as well as to commercial and entertainment venues downtown.

As it was originally built, HHN has high density: 450 structures on 115-acres of 23 block area. On the southern boundary of the district are multi-family apartments.

6.4. **Is there affordable housing located within the borders of the suggested neighborhood or adjoining the suggested street? If yes, please describe type and amount of affordable housing, and the plans, programs, regulations, ordinances, or other initiatives undertaken to bring about the affordable housing.**

While there is not any housing federally designated as "affordable" in HHN, the very range of sizes, styles and prices of the existing historic housing makes it affordable to a wide socio-economic base. In particular, the apartment units referred to above on the HHN southern boundary are low cost. House prices range from $350,000 and up for the largest, grandest homes with the big lots to the $100,000 prices of the more modest in size and style cottages.

While costs have increased in recent years and since Hurricane Katrina, it is still true that "more for the money" is still the appeal: more available amenities, more space, more physically appealing, more style, more basic value of materials (irreplaceable wood and craftsmanship).

Having the protection of the local historic district also has strengthened HHN's group bargaining power to gain equal status with other neighborhoods with the local banks.

6.5. **What planning principles are embodied by the designated street, neighborhood or public space, and how do these principles contribute to the area's outstanding qualities and characteristics?**

- The necessity of making a plan with goals, objectives and action steps based on collaboration of all residents
- Creation of processes to carry out plan and enlist help from residents
- Identify resources and/or partners required to carry out plans and meet goals and objectives

6.6. **Brief summary of the major or most significant planning lessons learned or involved with the neighborhood, street, or public space**

- Benefits of organizing to create first a plan, then goals and objectives plus action steps; HHN is a model of this lesson

RECEIVED
AUG 0 2 2017
BY:

- Value of input from and collaboration with as many residents as possible; establishment of processes to 1) communicate with all residents and 2) to gain input, to provide multiple and varied opportunities for residents to provide information and input
- Necessity to find means to convey input and communicate needs, goals and objectives to various entities and organizations such as city, state and county and to collaborate to achieve goals and acquire funding.

7. **Additional information (useful, but not required).** To assist APA staff and contributing authors and editors in developing a technical oriented report about places selected for designation, answers to the following to, and sources of information for the following questions:

7.1. **For neighborhoods, population density and demographic breakdowns (using U.S. Bureau data)**

- Population is about 980 persons
- Density is approximately 4 units per acre (450 structures/ 115 acres

7.2. **For neighborhoods and streets, average home prices and rents.**

- Rental: $400- $900 based on size of property
- Sales: $90,000 - $350,000 for renovated, updated houses; price based on house and lot size
- $60,000 - $70,000 for properties that have not been updated
- Average sales price per square foot: $70-$75

7.3. **For neighborhoods and streets, a list of the various uses occurring within the designated area and approximate percentages of each use.**

- Residential - 90 percent
- Churches, schools and daycare - about 5 percent
- Professional - about 1 percent
- Commercial - 4 percent

7.4. **Estimated number of annual visitors of a public space or estimated annual traffic counts for streets.**

- Special events draw 3,000 - 5,000 visitors each year, depending on weather
- Based on the 2009 Average Daily Traffic Counts, HHN major corridors and collector streets are as follows: Bay Street - 6,500; Southern Avenue - 5,500; Williams Street – 3,500; West Laurel Avenue – 1,700; Walnut Street – 1,200; and Buschman Street – 1,100.

7.5. **Types of transit modes and connections, and accommodations for pedestrians, bicyclists, other non-motorized users (especially for streets and neighborhoods).**

- Sidewalks throughout HHN
- Curbed and guttered streets suitable for bikes
- Connections -- under construction - to Longleaf Trace hike and bike trail

- Adjacent to Hattiesburg Historic Depot, station for local buses and well as Amtrak line between New Orleans and New York City.

7.6. **List of functions occurring at the public space, along the street or in the neighborhood each year (i.e. markets, rallies, parades, festivals, protected habitat, community events, etc.)**

- Walks, runs and organized bike rides sponsored by various entities through HHN
- Downtown Farmers Market, April - October, at Town Square Park adjacent to HHN
- City Christmas Tree Lighting, Town Square Park
- Annual Earth Day observance, Town Square Park
- Tea Party Political Rallys, Town Square Park
- Night Out Against Crime, first Tuesday in August, Walthall grounds
- Victorian Candlelit Christmas, second weekend every December, Walthall
- Downtown Crawfish Jam, music festival and crawfish boil, Landmark protected Walthall grounds

- Live @ Five at Town Square Park, weekly April and October each year, live music

(Image 35 left) Live @ 5 is an event held at Town Square Park on Friday nights in April and October featuring local and regional bands and downtown. Photo provided by Andrea Saffle

RECEIVED
AUG 02 2017
BY:



(Image 36 right) Live @ 5 in Town Square Park offers a unique opportunity for neighbors as well as neighbors from all over the City. Photo provided by Robinson Photography Studio

- Trick or Treat on Our Streets- neighborhood wide participation in Trick or Treating



(Image 37) Halloween in the Historic Neighborhood is a throw back to days gone by when children could trick or treat door to door and neighbors participated in-mass for the enjoyment of the kids. Photo provided by Andrea Saffle

(Image 38) HHN draws kids from all over the city to trick or treat here. The newer neighborhoods in the suburbs don't have the sidewalk nor the level of participation that HHN enjoys. Photo provided by Andrea Saffle

- Halloween Fall Festival at Sacred Heart School
- Rock N Roux at Sacred Heart School, April



(Image 39) Sacred Heart School hosts Rock N Roux for several years in the neighborhood, attracting school members and as well as neighbors. Photos by Andrea Saffle

RECEIVED
AUG 0 2 2017
BY:

(Image 40) Kids in da Hood float in the Irish-Italian Parade features neighborhood kids and friends of the neighborhood. This years float was decorated with pictures of neighborhood houses. Photo by Andrea Saffle

- "Kids in da Hood" is the neighborhood parade krewe, created initially to participate in the city-wide Irish-Italian Festival Parade, but also participates the city Christmas parade and the Night Out Against Crime parade.
- Seafood Jamboree at Sacred Heart School, September
- Major public art exhibits at Hattiesburg Historic Depot, adjacent to HHN; example Smithsonian Traveling Exhibit New Harmonies, sculpture contest, Homestead Heritage multiple day market and exhibit of crafts

7.7. **Please provide a list of supplemental sources of additional information about the previous questions, such as archival sources, historians, community organizations or persons who have been instrumental in planning and shaping the designated area.**

- Refer to list of significant people above section 3.1
- Harry Ward, HHN archivist, 416 Walnut Street, Hattiesburg, MS 39401 hcw43@comcast.net
- Pattie Brantley, ACIP, Director of Urban Development, City of Hattiesburg pbrantly@hattiesburgms.com

- Justin Heskew, historic planner, Planning Department, City of Hattiesburg jheskew@hattiesburgms.com
- Linda McMurturey, long time resident, former lindamc@megagate.com
- Andrea Saffle, Current HHNA President, 409 Walnut Street, a.saffle@megagate.com
- Dave Ware, Ward 4 Councilmen, Rebecca Ave., davejware@bellsouth.net
- www.hattiesburghistoricneighborhood.com

7.8. Please provide links to maps, graphs, charts or other visual materials specific to the designated place and the salient characteristics, qualities, features and traits that contribute to its unique sense of place and selection as one of the Great Places in America.

- Find Attached packet of exhibits 1 – 38
- Disc with high resolution images of all pictures included in this submission
- Find attached authorization forms for all images included
-

All images sent should be high resolution, i.e. as 300 dpi or 600K-B-1.2MB files. Maps of areas should be sent at TIFF files, also at a resolution of 300 dpi. ***In addition, we need to have a signed permission-to use form for each individual image provided with the suggested place. See separate attachment for this form (make additional copies as needed).***

RECEIVED
AUG 0 2 2017
BY:

City of Hattiesburg, MS – Hattiesburg Historic Neighborhood

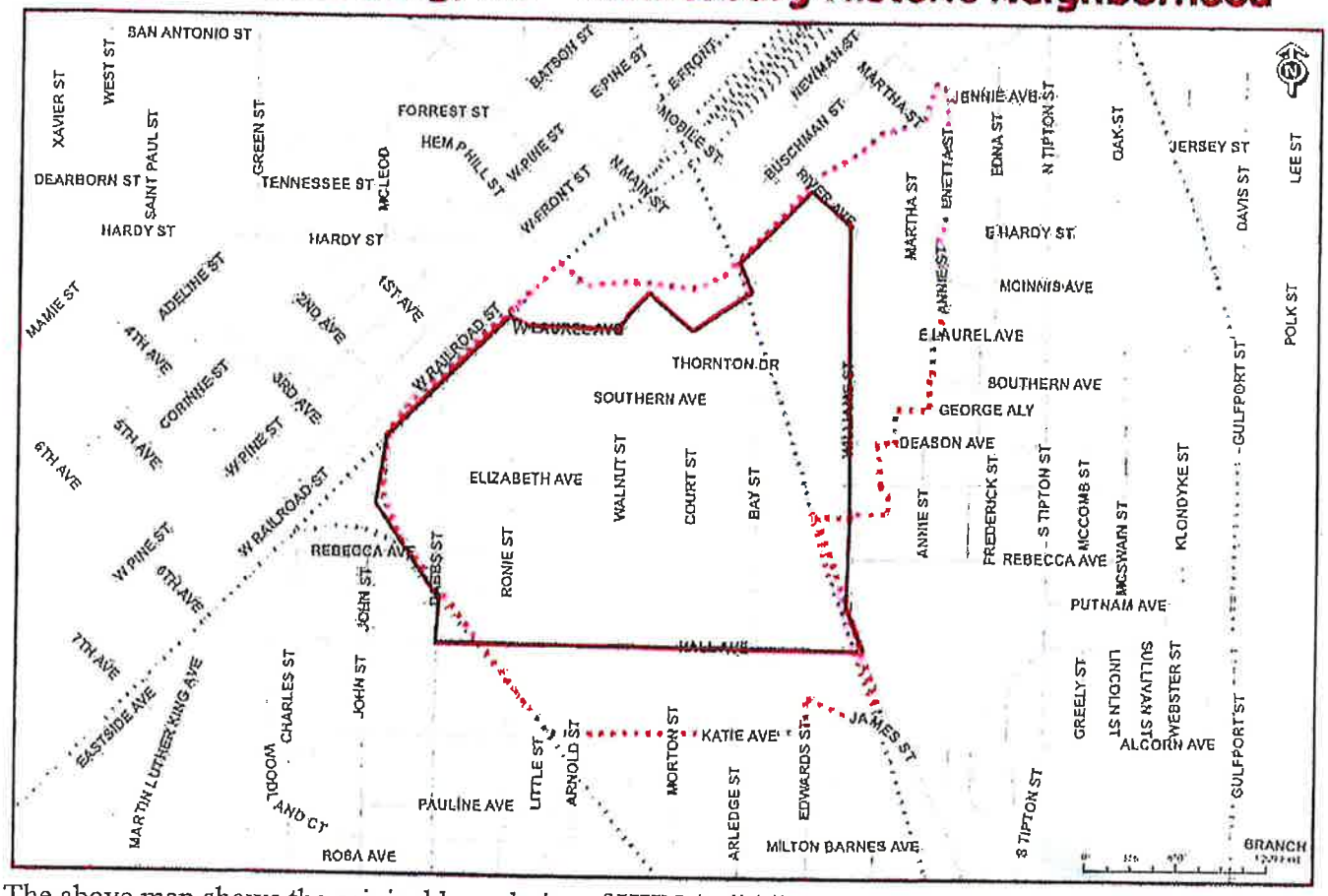

The above map shows the original boundaries of HHN (solid line) as established in the 1976 bylaws. The pink area shows the boundaries of the HHN locally designated historic district with an extended buffer area as recommended by state and national preservation officials.

RECEIVED
AUG 02 2017
BY:

Zoning Map

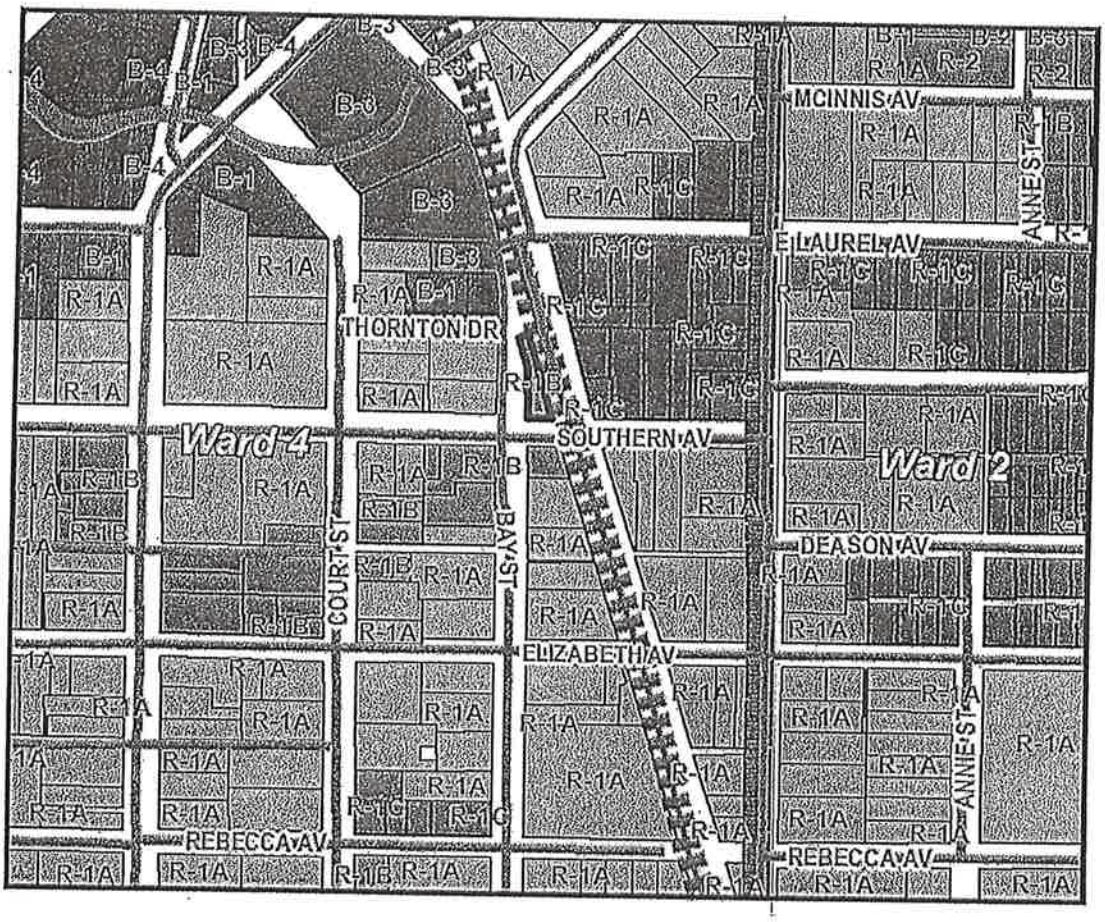

RECEIVED
AUG 02 2017
BY:

Gladden Law Office, PLLC
117 North Main Street
Petal, Mississippi 39465

Phones:
601.450.3625
601.583.9898 (FAX)
866.754.0466 (E-Fax)

Mailing Address:
Post Office Box 1854
Hattiesburg, MS 39403
Email: gladdenlaw@megagate.com

September 24, 2014

City Council of Hattiesburg
City Hall
Hattiesburg, Mississippi 39401

and

Hattiesburg City Planning Commission
City Hall
Hattiesburg, Mississippi 39401

Re: Applicability of "Mistake" portion of the "Change or Mistake" Rule to the Rezoning of Property at 314 and 400 Bay Street

I was requested to review all documents, including the zoning applications, maps and correspondence on the zoning requests to rezone 314 and 400 Bay Street from R-1B, Single-Family Residential, to B-2, Neighborhood Business. It is my understanding that the Hattiesburg Planning Commission recommended approval of the rezoning of these two properties, but there was a fair amount of concern and opposition to these requests at the public hearing before the City Council. Further, I have been informed that one or more members of the City Council requested that I review these applications from the perspective of the applicability of the "mistake" element of the "change or mistake" rule to the applications.

To ensure that this question was fully evaluated, I examined the following sources of documentation:

1. Statutory law based on enacting original zoning and on seeking and procuring a zoning change;

2. Case law on those zoning cases in which there were discussions of the "mistake" element of the "change or mistake" rule and/or actual case decisions decided on the "mistake" element;

3. Zoning application on the subject property, opposition letters to the application, and planning department reports and maps relating to the application in question; and

RECEIVED
AUG 0 2 2017
BY:

4. Old working file and working map on the 1989 Land Development Code ("LDC") and its public hearings related to the Hattiesburg Historic Neighborhood area.

Statutory Law.

Sections 17-1-1, *et seq.*, of the Mississippi Code of 1972, as amended ("MCA"), addresses the overriding issue of enacting zoning ordinances relative to real property in our State; changes or amendments to local zoning ordinances; procedures for enacting and changing zoning ordinances and maps; and discusses the administrative agencies or entities which may be created to manage the local processes used in administering local zoning ordinances. As needed, these statutes were used to address the issues related to the requested opinion.

The "change or mistake" rule is not a product of statutory law, but is a court-determined rule applied to local zoning ordinances and any changes in them. This rule is discussed below.

Case law.

Before real property can be reclassified from one zoning district to another, "there must be proof either, (1) that there was a mistake in the original zoning, or, (2) the character of the neighborhood was changed to such an extent as to justify rezoning and that public need exists for rezoning." *City of New Albany v. Ray,* 417 So.2d 550, 552 (Miss. 1982). An important part of the rule which is often overlooked is that "an applicant seeking rezoning must prove by **clear and convincing evidence**" that a mistake was made in the original zoning or a material change has occurred in the character of the neighborhood. *Id.* (emphasis added) In *New Albany*, the applicant was, basically, asserting a mistake in judgment by the Board of Aldermen. The Court said, "a mistake within the meaning of the law is not a mistake of judgment, but, rather, a clerical or administrative mistake." *Id.*

Our Supreme Court in the case of *Faircloth v. Lyles,* 592 So.2d 941, 944 (Miss. 1991), after stating the "change or mistake" rule, noted that the Board of Supervisors in reviewing a zoning application, "could consider not only the information obtained at the hearing, but also their own common knowledge and the familiarity with ordinance area." Also, the Court stated that "hearsay evidence may be admitted and considered by the Board in making its decision. *Id.* In this case it was found that substantial evidence existed showing a clerical mistake had been made, and, over time, the action of the board to correct its earlier mistake also supported the making of a clerical or administrative mistake by the local government.

In the *Town of Florence v. Sea Lands, Ltd.*, 759 So.2d 1221, 1222-1223 (Miss.App. 2000), Florence initiated, of its own volition, to rezone certain property from one classification to another because it made a mistake in its original zoning by **not having followed the procedural requirements of §§ 17-1-15 and -17, MCA.** (emphasis added) The action of the city was

RECEIVED
AUG 0 2 2017
BY:

challenged by Sea Land. The court noted that the City did not prove by clear and convincing evidence that it had made a mistake in its original zoning under the rule of "change or mistake." The court also stated that "Florence has failed to prove that there was clerical or administrative mistake. The failure to follow statutory requirements . . . does not remove the rebuttable presumption that Florence rezoned the subject property deliberately and thoughtful . . . . [T]his Court does not allow procedural formalities to qualify as a a mistake that justifies rezoning." *Id.*, at 1225.

There are several other cases which address rezonings based on the "mistake" element, but add little to the understanding of its application to zoning changes. Further, there are several cases where both elements of the "change or mistake" rule applied the rezoning of property. However, when the court can decide a case on the basis of a substantial change in the character of a neighborhood, it rarely considers the "mistake" element in rendering its decision.

Applications, Supporting/Opposing Information and Planning Maps.

An examination of the above documents revealed no substantive evidence of a clerical or administrative "mistake" in the original 1989 LDC. Several other planning and zoning issues were raised and/or discussed, but these were not on what I was asked to opine.

Tax Map No. 38 File.

I was given an old working file maintained by the Planning Department during the public hearings on 1989 LDC held by the Hattiesburg Planning Commission. A number of public hearings were held prior to Planning Commission recommending the draft LDC to the Hattiesburg City Council for adoption. Tax Map No. 38 is a map of the general area including the Hattiesburg Historic Neighborhood.

There were three "Public Comment Forms" in this file. Public comment forms were made by citizens or businesses after a public hearing had been held. The three forms were made after the public hearings held on December 02, 1987; March 16, 1988; and November 02, 1988–a time period of eleven months. The first of these comments was filed by C. E. Bailey requesting certain "property from alley South from Bay to Court" be zoned "single family residential to comply with area to the North, East and West of the above property." The planning department action taken on October 29, 1988 was to establish the requested area as "R-1A." No where in this comment is the subject property of this opinion identified, and the working map in this file kept the property zoned as C-2 under the 1967 Zoning Ordinance. This may suggest that the subject property was omitted from the Bailey comment and, therefore, the commercial zoning was not changed. The working map also shows numerous changes in the proposed zoning based upon hand-written notes and marks on the map.

The remaining two comments were, respectively, to change the property to a professional services classification and a B-1 classification. Neither request was granted, and the property in the second request was established as "residential" on March 22, 1989. The property in third request

RECEIVED
AUG 0 2 2017
BY:

STATE OF UTAH
COUNTY OF SALT LAKE

CORRECTED AFFIDAVIT OF DAVID DUNCAN WHITE

APPEARED BEFORE ME, the undersigned authority for this State and County, DAVID DUNCAN WHITE, and, having first been duly sworn, states on oath that the matters and facts set forth in the Corrected Affidavit are true and correct as follows:

1. I am an adult resident of Salt Lake County, Utah, of sound mind, not a felon, and competent to swear oaths. My address is 1070 E. 300 S., Apt. 410, Salt Lake City, Utah 84102, and my telephone number is (801) 381-8505. The information in this Affidavit is given to the best of my knowledge and memory.

2. In December, 1980, I became employed as a planner in the City of Hattiesburg's Planning Department. In November, 1985 I was promoted to Senior Planner. In June, 1988 I was promoted to Director of Planning and Community Development, and served in that position until I left the City of Hattiesburg in September, 1990.

3. The City of Hattiesburg undertook to institute a new a comprehensive zoning ordinance during the time that I was employed in the Planning Department. I was the project manager and intimately involved in its development and adoption as a result of my positions within the City of Hattiesburg Planning Department. I have specialized knowledge of the facts and the process itself. The eventual outcome of the process was the 1989 Land Development Code (hereinafter the "LDC"), of which I was the author, and that was first approved by the Planning Commission and subsequently enacted by the City Council.

4. I remember with particularity the zoning issues relating to the Hattiesburg Historic Neighborhood, and the Bay Street corridor that is included therein, at the time of the development and adoption of the 1989 LDC. It was important during the process that the Hattiesburg Historic Neighborhood be preserved and enhanced by the adoption of the 1989 LDC.

5. Bay Street had existing and operating businesses on it during the 1989 LDC's development, including a convenience store at 314 Bay Street, a flower shop at 400 Bay Street, and a nursing home at 514 Bay Street. However, one of the intentions for Bay Street, and the entirety of the Hattiesburg Historic Neighborhood during the development of the 1989 LDC, was to preserve the neighborhood and its historic uniqueness, and revert any properties that had become businesses to residential properties once they ceased operating. This was discussed at legally noticed public hearings in front of the Planning Commission and the City Council, and at public meetings at the Walthall School in the Hattiesburg Historic Neighborhood, where citizens were invited to provide input during the development of the 1989 LDC.

6. The Bay Street businesses at 314, 400 and 514 Bay Street were taken into account during the development of the 1989 LDC, and, though the Bay Street corridor, and these parcels, were zoned as R-1B in the 1989 LDC, they were allowed a non-conforming use exemption that would let them continue to operate in the same fashion in which they had been operating, unless

RECEIVED
AUG 02 2017

they went out of business for six (6) months. If the businesses did cease operation for six (6) months, than any use of the property would have to conform to the R-1B zoning specifications, as set forth in the 1989 LDC. Further evidence of the intent of the City of Hattiesburg and the 1989 LDC to maintain Bay Street as a residential corridor, and to maintain and increase the integrity of the Hattiesburg Historic Neighborhood as a historic, residential neighborhood, was the conversion of Bay Street, from Hall Avenue to Southern Avenue, to a divided, landscaped, residential boulevard

7. To be perfectly clear: the zoning of the parcels of land at 314 Bay Street (the northeast corner of Bay Street and Southern Avenue) and 400 Bay Street (the southeast corner of Bay Street and Southern Avenue), and all other properties that were zoned R-1B on the Bay Street corridor in the 1989 LDC, was a thoughtful, conscious decision of the Planning Department, the Planning Commission and the City Council. It was not a mistake. I colored the zoning map and the 314 Bay Street and 400 Bay Street properties were properly indicated as zoned R-1B on the map. I was the Director of Planning and Community Development, the author of the 1989 LDC, and present at the meetings of the Planning Commission and the City Council, when the 1989 LDC was voted upon by both bodies and duly enacted, and hereby attest to it as a reasoned, thoughtful and considered decision by both bodies.

8. The historic nature and character of the Hattiesburg Historic Neighborhood cannot be emphasized and underscored enough. It is a nationally recognized and registered historic neighborhood and within its bounds has the highest concentration of varied historic styles of architecture in the South. The economic and cultural loss that would result from the dilution, or failure to maintain and enhance, the historic aspect and quality of the neighborhood would be irreplaceable. These considerations were paramount when the 1989 LDC was drafted and enacted and as it relates to the Hattiesburg Historic Neighborhood.

9. In a previous affidavit I indicated that the zoning classification for the properties was R-1A. They are actually R-1B, as was adopted in the 1989 LDC. This correction has been made throughout this affidavit.

FURTHER AFFIANT SAITH NOT.

DAVID DUNCAN WHITE

SWORN TO AND SUBSCRIBED BEFORE ME, this 16 day of MARCH, 2015.

NOTARY PUBLIC

(SEAL)

My commission expires:

DANIEL CARDENAS JARQUIN
Notary Public, State of Utah
Commission # 661751
My Commission Expires
January 02, 2017

RECEIVED
AUG 02 2017
BY:

THE CIRCUIT COURT OF FORREST COUNTY, MISSISSIPPI

FILED
OCT 26 2015
FORREST COUNTY CIRCUIT CLERK

MARVIN ARRINGTON	APPELLANT
versus	Civil Action No. 15-0046
CITY OF HATTIESBURG, MISSISSIPPI	APPELLEE
and	
HATTIESBURG HISTORIC NEIGHBORHOOD, INC.	INTERVENOR

JUDGMENT DENYING APPEAL

THIS CIVIL ACTION came on for hearing before the court on the following pleadings:

a. A Bill of Exceptions filed on March 26, 2015 by the appellant, Marvin Arrington ("Arrington"), appealing a zoning decision of the city council of City of Hattiesburg, Mississippi ("City"), denying Arrington's request to rezone the subject property located at 314 Bay Street, Hattiesburg, Mississippi ("subject property"), from R-1B, single-family residential, to B-2, Neighborhood Business;

b. A Motion to Intervene in the action filed by the Hattiesburg Historic Neighborhood, Inc. ("HHN"), which was subsequently approved by the court;

c. The Appellant's Brief submitted on August 07, 2015;

d. The Brief for Appellee submitted on September 11, 2015;

e. The Intervenor Hattiesburg Historic Neighborhood, Inc.'s Brief submitted on September 11, 2015; and

f. The Appellant's Reply Brief submitted on September 18, 2015.

After a hearing on this matter on October 05, 2015, and the court having considered the appeal record, all the pleadings and briefs filed in this proceeding and the arguments of counsels for the respective parties, finds as follows;

1. This Court has jurisdiction over the subject matter of this action and the parties to the action.

RECEIVED
AUG 02 2017
BY:

2. This appeal action involves the denial, by the City, of the rezoning petition for the subject property filed by Arrington.

3. The argument of Arrington that, in 1989, the City made a mistake in rezoning the subject property from commercial to residential zoning was not substantiated by clear and convincing evidence presented by Arrington showing a clerical mistake had been made in the rezoning of the subject property from commercial to residential in 1989. No independent evidence supporting this argument was presented by Arrington.

4. The argument of Arrington that the City's denial of his zoning request is inconsistent with the historic character of the neighborhood was not substantiated by a showing of clear and convincing evidence. Further, no attempt was made by Arrington to demonstrate there had been a material change in the character of the neighborhood since the Land Development Code for the City was adopted in 1989. Further, no evidence was presented by Arrington showing there is a public need for the use proposed for the subject property.

5. As to the final claim of Arrington that the City's decision to deny his zoning request was based on racial profiling due to Arrington being African American, there was no evidence whatsoever found in the appeal record nor in the briefs filed by Arrington to support this claim.

IT IS, THEREFORE, ORDERED AND ADJUDGED that the appeal of the City's decision to deny the rezoning of the subject property from R-1B, single-family residential, to B-2, Neighborhood Business, is hereby denied; and the City's decision to deny said zoning request is hereby affirmed.

SO ORDERED AND ADJUDGED on this 26th day of October 2015.

CIRCUIT JUDGE

RECEIVED
AUG 02 2017
BY:

STATE OF MISSISSIPPI

PHIL BRYANT

GOVERNOR

MISSISSIPPI DEPARTMENT OF ENVIRONMENTAL QUALITY

GARY C. RIKARD, EXECUTIVE DIRECTOR

July 13, 2017

MARVIN ARRINGTON
504 OLD RICHTON ROAD
PETAL, MS 39467

Re: **Notification of Delivery Prohibition**

Facility ID #7828, Tnt Store, 314 Bay Street, Hattiesburg

MARVIN ARRINGTON:

Pursuant to an investigation conducted by the Office of Pollution Control, Underground Storage Tank Branch, this letter is being provided to all parties who, according to our files, have or may have interest in the above underground storage tank (UST) facility, and who may thereby become a respondent in any matter filed by this agency.

According to our records, in order to resolve the UST violations at this facility, the UST must be permanently closed in accordance with all regulatory requirements. The steps necessary to achieve the permanent closure are as follows:

1. Select a Mississippi UST Certified Contractor to permanently close the UST system.
2. Submit a "Notice of Intent to Permanently Close UST System" for at least 30 days prior to the scheduled closure.
3. Receive approval from our office to proceed with the permanent closure following requirements outlined in "Guidelines for the Permanent Closure of UST Systems".
4. Complete the permanent closure and submit the "Underground Storage Tank System Closure Report" and all supporting documentation within 60 days of the permanent closure.

Since there are tanks at this facility that were never properly closed, this letter will serve as notification that if soil and groundwater contamination exists at this facility, you are considered the responsible party for any required assessment and remediation of contamination at this facility. You may want to immediately remove any fuel in the tanks to reduce the likelihood of soil and groundwater contamination.

Should you have any questions or if I can be of any assistance, please do not hesitate to contact me at (601) 961-5052. If you choose to fax info, please use (601) 961-5093. Also, my email address is Mpigford@mdeq.ms.gov.

Sincerely,

Mike Pigford
UST BRANCH

RECEIVED
AUG 02 2017
BY:

RECEIVED
AUG 0 7 2017
BY:

RECEIVED
AUG 0 2 2017
BY:

AUG 0 2 2017
BY:

RECEIVED
AUG 0 2 2017
BY: 89



RECEIVED
AUG 02 2017
BY:

Hattiesburg Health & Rehab

514 Bay Street
Hattiesburg MS 39401

Hattiesburg Health and Rehab
514 Bay St.
Hattiesburg, MS 39401

July 14, 2017

Hattiesburg Planning Commission,

Hattiesburg Health and Rehab, a skilled nursing facility located at 514 Bay Street would respectfully request that you support the Hattiesburg Historic Neighborhood Association's position as having Bay Street zoning remain as Conservative District 1, as well as requesting that the property located at 314 Bay Street remain RB1 Residential zoning. As a long term partner with the HHNA we value the quality neighborhood environment provided at this location. We feel that businesses such as the location at 314 Bay Street would detract from the neighborhood environment currently provided at this location. As a skilled nursing home located in the heart of the district we along with our residents value the neighborhood and wish it to remain residential. Please feel free to contact me if you need any further information.

Sincerely,

Ty Meador, Administrator

RECEIVED
AUG 02 2017
BY:

ipetitions
YOUR VOICE COUNTS

This petition has collected
62 signatures
using the online tools at iPetitions.com

Printed on 2017-07-17

RECEIVED
AUG 0 2 2017
BY:

Bay Street zoning

About this petition

Protecting the property value of my home and preserving the historic residential character of the Hattiesburg Historic Neighborhood (HHN) is important to me. Maintaining residential zoning for all land currently zoned residential within the 23-block area of HHN will help achieve these outcomes. I own property within or live in the HHN. I want the zoning of 314 Bay Street to remain R1B which permits single-family residential uses with related recreational, religious, and educational facilities. I also support the City Planning Commission's recent decision to change the designation of Bay Street (between Hall Avenue and Gordon's Creek) to Neighborhood Conservation District 1 in the 2008-2028 Future Land Use Plan as this reflects past, present, and future character of the HHN.

Signatures

1. Name: Tara Poole on 2017-07-13 01:05:16
Comments:

---

2. Name: Paul Sims on 2017-07-13 01:44:08
Comments: 501 Bay St.

---

3. Name: Shannon Sims on 2017-07-13 01:45:40
Comments: Located at 501 Bay St

---

4. Name: Seth Hunter on 2017-07-13 01:46:43
Comments: 404 Court St./508 Walnut St.
Hattiesburg, MS 39401

---

5. Name: Scott Roberts on 2017-07-13 02:11:08
Comments: ...

---

6. Name: Sarah Halliwell on 2017-07-13 02:11:59
Comments: This is extremely important to me.

---

7. Name: Leslie Bilancia on 2017-07-13 02:27:38
Comments: .

---

8. Name: Brian P Saffle on 2017-07-13 02:32:51
Comments: I fully support the actions of the HHNA.

---

9. Name: Alexander Bilancia on 2017-07-13 02:34:42
Comments: ...

---

10. Name: Amy Sutton on 2017-07-13 02:43:08
Comments: I agree with this petition.

---

11. Name: Josh Sutton on 2017-07-13 02:56:10
Comments: I agree with these positions

---

12. Name: Mike Poole on 2017-07-13 02:59:48
Comments: Thank You

---

13. Name: Missy Smith on 2017-07-13 03:26:29
Comments: 701 Southern Ave

RECEIVED
AUG 02 2017
BY:

14. Name: Jeanie Munn on 2017-07-13 03:28:39
Comments: I'm fully in support of this petition as written. Thank you!

---

15. Name: Lloyd Munn on 2017-07-13 03:38:08
Comments: The wording of the petition is spot on.

---

16. Name: Geralyn Datz PhD on 2017-07-13 04:14:34
Comments: Preserving the integrity of the HHNA is directly related to zoning this property as residential. Decisions such as these are crucial to maintaining the history of this area, as well as securing stable and robust property values, safety and attraction to the HNA. I strongly oppose efforts to rezone this property as business related.

---

17. Name: Jennifer Shaidnagle on 2017-07-13 04:25:57
Comments: 417 Walnut Street

---

18. Name: Christopher Shaidnagle on 2017-07-13 04:28:53
Comments: signed

---

19. Name: Harry C Ward on 2017-07-13 08:08:24
Comments: I support keeping the historic residential character of the HHN.

---

20. Name: Barbara ward on 2017-07-13 09:32:45
Comments: The zoning at 314 Bay St. should remain residential, as it has been zoned in the past during all zoning or land use updates.

---

21. Name: Tim Smith on 2017-07-13 11:07:01
Comments: 701 Southern Avenue

---

22. Name: Andrea Saffle on 2017-07-13 12:34:59
Comments: 409 Walnut Street

---

23. Name: Scott pipkins on 2017-07-13 12:35:31
Comments: Thanks for looking out for our neighborhood and homes.

---

24. Name: Fran Dufour on 2017-07-13 13:25:26
Comments: I want the zoning of 314 Bay Street to remain R1B. I also support the City Planning Commission's recent decision to change the designation of Bay Street (between Hall Avenue and Gordon's Creek) to Neighborhood Conservation District 1 in the 2008-2028 Future Land Use Plan.

---

25. Name: zachary burnett on 2017-07-13 15:37:41
Comments: 501 1/2 bay street

---

26. Name: Amy Batiste on 2017-07-13 16:18:08
Comments: 509 Bay Street

---

27. Name: Ronald W Jenkins on 2017-07-13 17:14:05
Comments: 708 Rebecca Ave

---

28. Name: Greg Fennell on 2017-07-13 20:34:16
Comments: 5268 Old Hwy 11, Suite 8

---

29. Name: Mary Halliwell on 2017-07-13 22:08:49
Comments: So important!

---

30. Name: Brian carver on 2017-07-14 05:21:14
Comments: Yep

---

31. Name: Francis Jack on 2017-07-14 10:40:56
Comments: I live at 511 Bay St and believe that the properties of Bay st are best served by being zoned as a Historic and Residential only St.

---

32. Name: Ashlyn Brock on 2017-07-14 11:40:23
Comments: I own live in the HHN. I want the zoning of 314 Bay Street to remain R1B which permits single-family residential uses with related recreational, religious, and educational facilities. I also support the City Planning Commission's recent decision to change the designation of Bay Street (between Hall Avenue and Gordon's Creek) to Neighborhood Conservation District 1 in the 2008-2028 Future Land Use Plan as this reflects past, present, and future character of the HHN.

---

33. Name: dionne dufour on 2017-07-15 00:45:09
Comments: Please conserve the integrity of our neighborhood!

---

34. Name: Dinah McMillan on 2017-07-15 02:00:40
Comments: Thanks

---

35. Name: Cynthia Anderson on 2017-07-15 11:18:09
Comments: Please preserve our neighborhood

---

36. Name: Jennifer Bishop on 2017-07-15 12:16:27
Comments: HHNA

---

37. Name: Diane Shepherd on 2017-07-15 13:38:57
Comments: We have a beautiful neighborhood!

---

38. Name: Deana Blanch on 2017-07-15 13:44:24

RECEIVED
AUG 0 2 2017
BY:

Comments: Signed!

---

39. Name: leanne bynum on 2017-07-15 13:49:35
Comments: 509 court street

---

40. Name: Julie Miller on 2017-07-15 14:21:31
Comments: Thank you.

---

41. Name: David halliwell on 2017-07-15 14:48:39
Comments: Important

---

42. Name: Nancy Kaul on 2017-07-15 15:22:55
Comments: N

---

43. Name: Reagan Stockstill on 2017-07-15 15:34:19
Comments: I support the objective of this petition.

---

44. Name: David McMillen on 2017-07-15 16:09:02
Comments: .....

---

45. Name: Joe Bishop on 2017-07-15 17:27:46
Comments: A

---

46. Name: Andrew Wiest on 2017-07-15 17:32:33
Comments: 514 Rebecca Avenue

---

47. Name: Jill Wiest on 2017-07-15 17:34:50
Comments: Yes

---

48. Name: Carol Simpson on 2017-07-15 18:50:29
Comments: Thanks!

---

49. Name: Stephanie DeArmey on 2017-07-15 20:28:04
Comments: Keep our neighborhood residential!

---

50. Name: ken simpson on 2017-07-15 22:04:00
Comments: abc

---

51. Name: Jerry Shepherd on 2017-07-15 22:30:01
Comments: Our neighborhood is awesome!

---

52. Name: Eric Leatherwood on 2017-07-15 23:20:49

Comments: 802 Elizabeth Ave

---

53. Name: Benita Pipkins on 2017-07-16 15:41:19
Comments: Ok

---

54. Name: Joseph Paul on 2017-07-16 18:14:31
Comments: We live on 303 Court St and are for the petition.

---

55. Name: Meg Paul on 2017-07-16 18:15:45
Comments: 303 Court Street

---

56. Name: Catherine Strange on 2017-07-16 18:28:18
Comments: Leonard

---

57. Name: Carole M Marshall on 2017-07-16 18:30:37
Comments: I believe I already signed this b/c I wrote a comment, i.e.:
I believe this petition's intent is to preserve the initial integrity of the neighborhood & return same to its intent at inception of the planners, architects & homeowners' whose vision developed this community.
Carole Marshall

---

58. Name: Allison E Leatherwood on 2017-07-16 18:54:41
Comments: 802 Elizabeth Ave
Hattiesburg, MS 39401

---

59. Name: Kelvin Cade on 2017-07-17 00:19:46
Comments: None

---

60. Name: Miranda Grieder on 2017-07-17 01:22:41
Comments: Protecting the property value of my home and preserving the historic residential character of the Hattiesburg Historic Neighborhood (HHN) is important to me. Maintaining residential zoning for all land currently zoned residential within the 23-block area of HHN will help achieve these outcomes. I own property within or live in the HHN. I want the zoning of 314 Bay Street to remain R1B which permits single-family residential uses with related recreational, religious, and educational facilities. I also support the City Planning Commission's recent decision to change the designation of Bay Street (between Hall Avenue and Gordon's Creek) to Neighborhood Conservation District 1 in the 2008-2028 Future Land Use Plan as this reflects past, present, and future character of the HHN.

---

61. Name: David Cochran on 2017-07-17 01:26:00
Comments: Protecting the property value of my home and preserving the historic residential character of the Hattiesburg Historic Neighborhood (HHN) is important to me. Maintaining residential zoning for all land currently zoned residential within the 23-block area of HHN will help achieve these outcomes. I own property within or live in the HHN. I

RECEIVED
AUG 0 2 2017
BY:

want the zoning of 314 Bay Street to remain R1B which permits single-family residential uses with related recreational, religious, and educational facilities. I support the City Planning Commission's recent decision to change the designation of Bay Street (between Hall Avenue and Gordon's Creek) to Neighborhood Conservation District 1 in the 2008-2028 Future Land Use Plan as this reflects past, present, and future character of the HHN.

---

62. Name: Aaron Backett on 2017-07-17 11:13:42
Comments: We support the HHNA's board of directors in its efforts to preserve the integrity of the residential nature of our neighborhood

---

ROBIN L. ROBERTS
ATTORNEY AT LAW
1003 West Pine Street
Hattiesburg, MS 39401

Mailing Address:
P.O. Box 1953
Hattiesburg, MS 39403-1953

Telephone (601) 544-0950
Telefax (601) 544-0964
E-Mail: RCM8@AOL.COM

August 28, 1997

Mr. Ashley Tran
314 Bay Street
Hattiesburg, MS 39401

RE: Hattiesburg Historic Neighborhood/Downtown Redevelopment

Dear Mr. Tran:

I am writing as your neighbor and customer to suggest several of ways in which you could improve your business and become a better member of our community. In talking with a number of my neighbors, it has come to my attention that many members of our community will not come to your store because of numerous problems, and I think it is only fair for us to be straight-forward with you and ask you to remedy these problems on a voluntary basis.

First, I think you need to realize that even though you are able to legally operate your store under a grandfather clause, your store is actually zoned R-1A, which would ordinarily require that it be used for residential purposes. Since it is a business in a residential community, there are certain concessions in order to have a good neighborly relationship.

I begin by complimenting you on closing your store at 9:00 p.m., as opposed to 11:00 p.m. This recent move on your part has already improved conditions, but I believe that closing at 8:00 p.m. would improve conditions even more. I doubt seriously much of your business comes after 8:00 p.m., and when the store closes the noise and other problems in the neighborhood calm down substantially.

The telephone booths on the front of your store create neighborhood problems even after your store closes. Many people use those telephones as their primary source of communication and doing business. This has people on your property, probably not the kind of people you really want to attract, and causes problems after hours. I am requesting that you remove the telephone booths from the front of your store.

Many people in the neighborhood do not feel safe at your store. I believe that the addition of a security guard and additional lighting during the hours that you are open would help make the store more attractive to members of our community. Additionally, the security guard

RECEIVED
AUG 02 2017
BY:

8-2-17

could guard against loitering on your premises and excessive noise on the premises. I am regularly able to hear the radios and boom-boxes of customers at your store while I sit in my living room. Often, the words to these "songs" are indecent and the kind of language to which I do not want my children exposed. A security guard could cut down on the noise substantially.

We have a problem with litter in our neighborhood. Many of the customers at your store are walking patrons who finish a candybar or open their cigarette pack and throw it down in a neighbor's front yard. Please put up some anti-litter notifications and trash cans to keep the litter from being thrown down in your parking lot so that it is not blown up and down the street. This simple thing would help the litter problem and make our neighborhood a better place to live and do business.

The outside appearance of your store is out-of-date and out-of-step with the Hattiesburg Historic Neighborhood. I believe that some remodeling would certainly make your store a better community member. The alternating red and white panels certainly do not fit with the historic character of our neighborhood, and the way in which your store front is currently lighted is terribly unattractive. Additionally, your QuikPik #2 sign, which is apparently on city property next to a city street sign does not comply with the ordinance. I doubt seriously it helps attract very much business, and taking that sign down would be an excellent gesture of good faith on your part.

Finally, if you could repave the parking lot at the store so that there are curbs and designated entry places for the store, it would help control the traffic problems and make the store much more pleasing to the eye. Making proper curb cuts and having "islands" around the street area which could then be landscaped would make the store more attractive for your customers. Also the dumpsters need to be screened.

I suppose by now you think that I am unreasonable and do not understand how a business works. To the contrary, I am businessman and I understand all too well the demands of the bottom line. However, I believe that taking the steps that I am suggesting would actually improve your business because it would encourage those in your immediate neighborhood, which should be the real customers of a convenience store, to come back to your place of business. There is a large clientele of people in the Hattiesburg Historic Neighborhood, primarily from Williams Street to Dabbs Street and Hall Avenue to Southern Avenue, who would be far more willing to spend their money at your business if you would undertake these steps.

RECEIVED
AUG 02 2017
BY:

Suanne Young

From: Robin Roberts <rlinroberts@yahoo.com>
Sent: Wednesday, August 02, 2017 12:07 PM
To: SuAnne Cell
Subject: Fwd: Letter to prior store owner at 314 Bay Street

Robin L. Roberts
601) 466-5461
Sent by iPhone--please forgive typos and awkward auto-corrects

Begin forwarded message:

> **From:** Tara Poole <tara.poole97@gmail.com>
> **Date:** July 30, 2017 at 12:20:47 PM CDT
> **To:** rlinroberts@yahoo.com
> **Cc:** Andrea Saffle <Andrea.saffle428@gmail.com>
> **Subject: Letter to prior store owner at 314 Bay Street**
>
> Robin,
>
> Attached please find the letter you sent to the prior store owner at 314 Bay Street in 1997. Andrea asked me to send this to you.
>
> Sincerely,
>
> Tara Poole

I am asking that you voluntarily take some or all of the above steps to become a better member of our community. Downtown Hattiesburg is making a concerted effort to become a better place to live and work. I invite you to take part in, and not hinder, that downtown redevelopment effort.

Looking forward to a continued neighborly relationship, I remain

Yours very truly,

Robin L. Roberts

RLR.syg

pc: C. E. "Red" Bailey
Stephen & Donna Southern
Joe & Cora Ann Yore
Terry & Faye Whiddon
George Rummel
Fred "Pop" Massengale
Brian Montague
Mayor Ed Morgan

RECEIVED
AUG 02 2017
BY:

TO DO LIST

1. Close at 8.00 p.m.
2. Place trash receptacle and litter sign on property
3. Add security lighting.
4. Take out pay phones.
5. Take down sign on city property.
6. Screen off dumpster.
7. Repair parking lot with curbs, islands and landscape.
8. Hire security guard; strictly comply with no noise and no loitering.
9. Remodel store front and take down all old ads.
10. Write a letter to HHNA joining membership, donating money and asking to be our neighborhood store; consider discounts with neighborhood shopping card.

Bernardo, Debbie

From: mary halliwell <maryhalliwell@yahoo.com>
Sent: Tuesday, September 19, 2017 2:06 PM
To: MaryDryden; Bernardo, Debbie
Subject: Letter to city councilmen

I am writing this as an almost forty year resident of the Hattiesburg Historic Neighborhood. In these years I have witnessed many positive changes take place that has brought about a rebirth of one of the oldest neighborhoods in Hattiesburg.

Through the efforts of the residents of the HHNA, the neighborhood was placed on the National Register of Historic Places. Notable, according to the national standards, was the lack of intrusions - meaning buildings which were not of residential character.

And my neighborhood has remained proactive about maintaining this residential quality and because of our tough stance on zoning issues many changes have taken place that has had a positive outcome for Hattiesburg as a whole.

For example: Forty years ago only a legal notice consisting of a cryptic land description buried in the newspaper classifieds was all that was required for rezoning. City residents could wake up with bull dozers next door clearing the lot for a commercial or multi family development, unaware that a zoning change had taken place. The HHNA was responsible for insisting that the appropriate signage in use today be placed on property to inform neighbors of a proposed zoning change.

I was a member and chairman of the Hattiesburg Planning Commission when the immediate past land use code was put into place. It required much study and was done under the guidance of David White and George Stepko, our certified city planners. So I can testify to the fact that the residential zoning on Bay Street was NOT a mistake on the map as the current owner of the property in question feels he was told.

When Bay Street was designated as residential, the few intrusive businesses were grandfathered as long as they maintained an operational status and were not closed for more than six months. If so closed, they reverted to residential. This is true of grandfathered properties all over the city and not just Bay Street or in our neighborhood.

Changing the status of the convenience store property on Bay Street would be an example of "spot zoning" which is considered an unacceptable zoning practice. Furthermore, there has not been a change in the neighborhood nor has there been a demonstrated need, two factors which are to be weighed heavily when new zoning is proposed.

Previously the HHNA has fought successfully to prevent rezoning on several Bay Street properties including a petition for a fried chicken franchise on the vacant lot across the street from the property in question. Several cases have been taken to court and we have won. I feel strongly that this case should be no different.

David Halliwell
515 Walnut St.

Sent from my iPhone

City of Hattiesburg, MS

200 Forrest St.
P.O. Box 1898
Hattiesburg, MS 39401

Master

File Number: 2017-736

File ID:	2017-736	**Type:**	Resolution	**Status:**	Failed
Version:	1	**Reference:**		**In Control:**	City Council
Requester:	Ginger Maddox			**File Created:**	09/11/2017
Brief Title:	Amend Comp Plan - Future Land Use Map - Bay Street			**Final Action:**	
				Minute Book Number:	Denied, MB2017-398-

Title:

Adopt a Resolution to amend the City's Comprehensive Plan 2008-2028, Chapter - 7 Land Use and Development, Map 2. Future Land Use, changing the designated “Future Land Use” of Bay Street from the intersection of Hall Avenue to Gordon’s Creek from “Neighborhood Business” to “Neighborhood Conservation District 1”, filed by Tara Poole, President, HHNA. The Planning Commission recommended to APPROVE on August 2, 2017.

Notes:

		Agenda Date:	09/19/2017
Indexes:		**Agenda Number:**	V.-2
Sponsors:		**Enactment Date:**	
Attachments:	August HPC BOA Minutes, June HPC BOA Minutes (corrected), Staff Summary -Comp Plan Land Use Map, Image Sheet - Comp Plan, Comp Plan Future Land Use Map, Com plan amendment request - Seth Hunter, Comp Plan Amend - HHNA Letter for Map Amendment, Comp Plan Amendment - Future Land Use Map - Petition Against Change, Resolution - Comp Plan Future Land Use Map Amendment 9-12-17	**Enactment Number:**	
Contact:		**Meeting Date:**	09/19/2017
Drafter:		**Effective Date:**	

History of Legislative File

Ver-sion:	Acting Body:	Date:	Action:	Sent To:	Due Date:	Return Date:	Result:
1	City Council	09/19/2017	Deny				Pass
	Action Text: Deny						
		Yea:	3	Council Member George Council Member Delgado Council Member Brown			

Nay: 2 Council President Carroll
Council Vice President Dryden

Text of Legislative File 2017-736

Title

Adopt a Resolution to amend the City's Comprehensive Plan 2008-2028, Chapter - 7 Land Use and Development, Map 2. Future Land Use, changing the designated “Future Land Use” of Bay Street from the intersection of Hall Avenue to Gordon’s Creek from “Neighborhood Business” to “Neighborhood Conservation District 1”, filed by Tara Poole, President, HHNA. The Planning Commission recommended to APPROVE on August 2, 2017.

Summary

Amend Comp Plan - Future Land Use Map - Bay Street

Budget Information

Expenditure Type

Purchasing Item

Publication Information

MINUTES OF THE
REGULAR MEETING OF THE
HATTIESBURG PLANNING COMMISSION AND BOARD OF ADJUSTMENTS
August 2, 2017

The Hattiesburg Planning Commission and Board of Adjustments did meet in a regular session on August 2, 2017 at 1:00 p.m. at the Jackie Dole Community Center, 220 West Front Street, Hattiesburg, Mississippi. Dick Conville, Chairman, presided over the meeting. A quorum was indicated and the attendance was as follows:

Commissioners Present: Dick Conville, Chairman
Amy Hinton, Vice-Chairman
Peggy Horton, Secretary
Judy Corts
Jessie Wilson
Mark Miller

Commissioners Absent: Sandra Thompson

Board Members Present: Dick Conville, Chairman
Amy Hinton, Vice-Chairman
Peggy Horton, Secretary
Judy Corts
Mark Miller
Jessie Wilson

Board Members Absent: None

Also Present: Ginger Maddox, AICP, Planning Division Manager
Pattie Brantley, AICP, Interim Director of Urban Development
Stephen Guthrie, Planner

Chairman Conville declared the meeting of the Hattiesburg Planning Commission and Board of Adjustments open and in session at 1:10 P.M.

INVOCATION

Chairman Conville held a moment of silence.

AGENDA REVIEW

There came the matter of the August 2017 Agenda. A request was made by Chairman Conville for a motion to approve the August 2017 Agenda. A motion was made to approve the August 2017 Agenda by Commissioner Corts and seconded by Commissioner Horton.

Commissioners voting aye: Dick Conville
Amy Hinton
Peggy Horton
Judy Corts
Mark Miller
Jessie Wilson

Commissioners voting nay: None

Commissioners abstaining: None

MINUTES REVIEW

There came the matter of the July 5, 2017, minutes. A request was made by Chairman Conville for a motion to approve the July 5, 2017, minutes. A motion was made by Commissioner Hinton to approve the minutes and seconded by Commissioner Corts.

Commissioners voting aye: Dick Conville
Amy Hinton
Peggy Horton
Judy Corts
Mark Miller
Jessie Wilson

Commissioners voting nay: None

Commissioners abstaining: None

There came the matter of the correction to the June 7, 2017, minutes regarding the vote for Item A. A request was made by Chairman Conville for a motion to approve the June 7, 2017, minutes. A motion was made by Commissioner Wilson to approve the minutes and seconded by Commissioner Horton.

Commissioners voting aye: Dick Conville
Amy Hinton
Peggy Horton
Judy Corts
Mark Miller
Jessie Wilson

Commissioners voting nay: None

Commissioners abstaining: None

REPORTS

BUILDING REPORT

There came the matter of the Building Report. There was none.

PLANNING REPORT

There came the matter of the Planning Report by Ginger Maddox, Planning Division Manager. At the July 18, 2017, City Council Meeting the following items were heard and action taken on: 4358 Lincoln Road, Terrel Garner, buffer variance (denial upheld); Text Amendment to Section 7.12.8.3 and 7.12.10 (approved). Public Hearing for the Comprehensive Plan Amendment for the Future Land Use scheduled for July 17 was not held due to a failed motion from the July Planning Commission hearing.

CHAIRMAN'S REPORT

There came the matter of the Chairman's Report. There was none.

BUSINESS MEETING

There came the matter of Item A. A petition has been filed by Tara Poole. President, HHNA, to amend the City's Comprehensive Plan 2008-2028, Chapter – 7 Land Use and Development, Map 2. Future Land Use, to change the designated "Future Land Use" of Bay Street from the intersection of Hall Avenue to Gordon's Creek from the "Neighborhood Business" to "Neighborhood Conservation District 1". Commissioner Hinton made a motion to approve the request. The motion was seconded by Commissioner Miller.

Commissioners voting aye: Dick Conville
Amy Hinton
Judy Corts
Mark Miller

Jessie Wilson

Commissioners voting nay: Peggy Horton

Commissioners abstaining: None

PUBLIC HEARING

Chairman Conville declared the Public Hearing open at 1:32 P.M. and read the rules and procedures of the hearing.

There came the matter of Item A (Rezone), filed by Corey Arrington, Applicant, on behalf of Marvin Arrington, Owner, as required in the Land Development Code, Ord. 3209, to change the zoning classification for a certain property located at 314 Bay Street (Parcel 029-10-281.00, PPIN 18609, Ward 4) from Section 4.5.4, R-1B (Single Family Residential) District to Section 4.5.9, B-2 (Neighborhood Business) District.

	Name	Address	City/State
Presented by:	Corey Arrington	814 Southern Ave	Hattiesburg, MS
Proponents:	None		
Opponents:	Tara Poole	604 Court Street	Hattiesburg, MS
	Andrea Saffle	409 Walnut St	Hattiesburg, MS
	Seth Hunter	508 Walnut St	Hattiesburg, MS
	Alex Bilancia	413 Court St	Hattiesburg, MS
	David Halliwell	515 Walnut St	Hattiesburg, MS
	Jennifer Shaidnagle	417 Walnut St	Hattiesburg, MS
	Charles M. Dawe	404 6th Avenue	Hattiesburg, MS
	Robin Roberts	601 Mackwood	Hattiesburg, MS
	Debbie Ferrill	730 River Ave	Hattiesburg, MS

Chairman Conville declared the Public Hearing closed and the Business Meeting open to vote on the request. Commissioner Hinton made a motion to deny the request for rezoning with the following criteria: there is not a material change in the circumstances and conditions of the neighborhood and area surrounding the petitioned property. There is not a public need for the change in question, based on the comprehensive plan. The motion was seconded by Commissioner Corts.

Commissioners voting aye: Dick Conville
Amy Hinton
Peggy Horton
Judy Corts
Mark Miller
Jessie Wilson

Commissioners voting nay: None

Commissioners abstaining: None

There came the matter of Item B (Rezone), filed by Chad Edmonson, Owner, as required in the Land Development Code, Ord. No. 3209, to change the zoning classification for a certain property located at 1711 S 28th Avenue (Parcel 039K-19-015.00, PPIN 17194, Ward 3) from Section 4.5.3, R-1A (Single Family Residential) District to Section 4.5.8, B-1 (Professional Business) District.

	Name	Address	City/State
Presented by:	Chad Edmonson	1202 S 34th Ave.	Hattiesburg, MS
Proponents:	None		
Opponents:	Edwardo Young	235 Pinehills Dr.	Hattiesburg, MS
	Joe Wily	300 Pinehills Dr.	Hattiesburg, MS
	Erin O'Donnell	235 Pinehills Dr.	Hattiesburg, MS
	Jettie Jefferson	1912 S 28th Ave.	Hattiesburg, MS
	Sally Morrow		
	Barbra Curry		

Chairman Conville declared the Public Hearing closed and the Business Meeting open to vote on the request. Commissioner Corts made a motion to approve the request for rezoning with the following criteria: there is a material change in the circumstances and conditions of the neighborhood and area surrounding the petitioned property. The motion was seconded by Commissioner Wilson.

Commissioners voting aye: Dick Conville
Jessie Wilson
Peggy Horton
Judy Corts

Commissioners voting nay: Amy Hinton
Mark Miller

Commissioners abstaining: None

BUSINESS MEETING

There being no further business, the meeting was adjourned at 3:30 PM. Commissioner Miller made a motion to adjourn the meeting. The motion was seconded at Commissioner Hinton.

_____
Dick Conville, Chairman

_____
Ginger Maddox, AICP, CFM, Planning Division Manager

MINUTES OF THE

REGULAR MEETING OF THE

HATTIESBURG PLANNING COMMISSION AND BOARD OF ADJUSTMENTS

June 7, 2017

The Hattiesburg Planning Commission and Board of Adjustments did meet in a regular session on June 7, 2017 at 1:00 p.m. at the Jackie Dole Community Center, 220 West Front Street, Hattiesburg, Mississippi. Dick Conville, Chairman, presided over the meeting. A quorum was indicated and the attendance was as follows:

Commissioners Present: Dick Conville, Chairman
Amy Hinton, Vice-Chairman
Peggy Horton, Secretary
Judy Corts

Commissioners Absent: Mark Miller
Jessie Wilson
Sandra Thompson

Board Members Present: Dick Conville, Chairman
Amy Hinton, Vice-Chairman
Peggy Horton, Secretary
Judy Corts

Board Members Absent: Mark Miller
Jessie Wilson

Also Present: Ginger Maddox, AICP, Planning Division Manager
Pattie Brantley, AICP, Director of Urban Development
Stephen Guthrie, Planner

Chairman Conville declared the meeting of the Hattiesburg Planning Commission and Board of Adjustments open and in session at 1:05 P.M.

INVOCATION

Chairman Conville held a moment of silence.

AGENDA REVIEW

There came the matter of the June 2017 Agenda. A request was made by Chairman Conville for a motion to approve the June 2017 Agenda. A motion was made to approve the June 2017 Agenda by Commissioner Hinton and seconded by Commissioner Horton.

Commissioners voting aye: Amy Hinton
Peggy Horton
Judy Corts

Commissioners voting nay: None

Commissioners abstaining: None

MINUTES REVIEW

There came the matter of the May 3, 2017, minutes. A request was made by Chairman

Conville for a motion to approve the May 3, 2017, minutes. A motion was made by Commissioner Corts to approve the minutes and seconded by Commissioner Hinton.

Commissioners voting aye: Amy Hinton
Peggy Horton
Judy Corts

Commissioners voting nay: None

Commissioners abstaining: None

REPORTS

BUILDING REPORT

There came the matter of the Building Report. There was none.

PLANNING REPORT

There came the matter of the Planning Report by Ginger Maddox, Planning Division Manager. At the May 16, 2017, City Council Meeting the following items were heard and action taken on: 54 East Yellowstone Dr, D.R. Horton, setback variance (approved); 3200 Arlington Loop, University Baptist Church, sign variance (approved).

CHAIRMAN'S REPORT

There came the matter of the Chairman's Report. There was none.

PUBLIC HEARING

Chairman Conville declared the Public Hearing open at 1:15 P.M. and read the rules and procedures of the hearing.

There came the matter of Item A (Text Amendment), filed by Tara Poole, President, HHNA, To consider an application to amend the City's Comprehensive Plan 2008-2028, Chapter – 7 Land Use and Development, Map 2. Future Land Use, to change the designated "Future Land Use" of Bay Street from the intersection of Hall Avenue to Gordon's Creek from "Neighborhood Business" to "Neighborhood Conservation District 1".

	Name	Address	City/State
Presented by:	Tara Poole - Representative	604 Court St	Hattiesburg, MS
Proponents:	Seth Hunter - HHNA Attorney	508 Walnut St	Hattiesburg, MS
Opponents:	Denardo Williams	932 W. 6th St.	Hattiesburg, MS
	Jerry Blue		Hattiesburg, MS

Chairman Conville declared the Public Hearing closed and the Business Meeting open to vote on the request. Commissioner Hinton made a motion to approve the request for the text amendment to the City of Hattiesburg's Comprehensive Plan 2008-2028. The motioned was seconded by Commissioner Corts.

Commissioners voting aye: Judy Corts
Amy Hinton

Commissioners voting nay: Peggy Horton
Dick Conville

Commissioners abstaining: None

There came the matter of Item B (Rezone), filed by Paige Kennedy, Representative, on behalf of Lynn Cartlidge, Owner, as required in the Land Development Code, Ord. No. 3209, to request a zoning change to a certain property located at 105 Mamie Street (Parcel 2-029N-09-002.00, PPIN 19470, Ward 4) from Section 4.5.3, R-1A (Single-family Residential) District to Section 4.5.4 R-1 B (Single Family Residential) District and Section 4.5.8 B-1 (Professional Business) District.

	Name	Address	City/State
Presented by:	Paige Kennedy SMPDD, Representative	700 Hardy Street	Hattiesburg, MS
Proponents:	Mike Essary - Neel-Schaffer	704 Hardy Street	Hattiesburg, MS
Opponents:	None		

Chairman Conville declared the Public Hearing closed and the Business Meeting open to vote on the request. Commissioner Corts made a motion to approve the request for rezoning with the following criteria: there is a public need for the change in question, based on the comprehensive plan. The motion was seconded by Commissioner Horton.

Commissioners voting aye: Amy Hinton
Peggy Horton
Judy Corts

Commissioners voting nay: None

Commissioners abstaining: None

There came the matter of Item C (Rezone), filed by Sarah Newton, Representative, on behalf of David Ott, Owner, as required in the Land Development Code, Ord. No. 3209, to request a zoning change to a certain property located at 209 Buschman Street (Parcel 029I-10-218.00, PPIN 18556, Ward 4) from Section 4.5.10, B-3 (Community Business) District to Section 4.5.11 B-4 (Downtown) District.

	Name	Address	City/State
Presented by:	Sarah Newton - Representative	312 3rd Avenue	Hattiesburg, MS
Proponents:	David Ott - Owner	310 S. 22nd Avenue	Hattiesburg, MS
Opponents:	None		

Chairman Conville declared the Public Hearing closed and the Business Meeting open to vote on the request. Commissioner Horton made a motion to approve the request for rezoning with the following criteria: a material change in the circumstances and conditions of the neighborhood and area surrounding the petitioned property. The motion was seconded by Commissioner Hinton.

Commissioners voting aye: Amy Hinton
Peggy Horton
Judy Corts

Commissioners voting nay: None

Commissioners abstaining: None

BUSINESS MEETING

There being no further business, the meeting was adjourned at 2:00 PM. Commissioner Hinton made a motion to adjourn the meeting. The motion was seconded at Commissioner Horton.

_____
Dick Conville, Chairman

_____
Ginger Maddox, AICP, CFM, Planning Division Manager

Planning Commission
Case Fact Sheet

Applicant: Tara Poole, President, HHNA
Seth Hunter, HHNA Attorney

Request: To consider an application to amend the City's Comprehensive Plan 2008-2028, Chapter – 7 Land Use and Development, Map 2. Future Land Use, to change the designated "Future Land Use" of Bay Street from the intersection of Hall Avenue to Gordon's Creek from "Neighborhood Business" to "Neighborhood Conservation District 1".

Applicant Summary: See Attached letter from Tara Poole, President, HHNA, dated March 16, 2017, and letter from Seth Hunter, Attorney, HHNA, dated February 3, 2017.

Applicable Regulations: **What is the Future Land-Use Map?** (Comp Plan Pg 93)

A future land-use map depicts the long-range plan for the desirable use of land within the city. The map designates how land should be used or re-used and should serve as a guide for decision-making by property owners, developers, appointed boards (Land Development Code Board of Adjustments and Hattiesburg Planning Commission), and the Hattiesburg City Council. The future land use plan, including the narrative and map, should be the reference used to update the current land development code and the existing zoning map in order to provide the regulations needed to implement the goals and objectives of the 20 year plan.

Upon adoption of the comprehensive plan by the Hattiesburg City Council, the map and narrative become the city's guiding land-use policy. If any petitions (zoning changes, use or development permits, subdivisions, ordinance amendments, etc.) are approved by the city that are not consistent with the future land use plan, an amendment to reflect the change(s) to the future land use plan and future land use map should be adopted by the city.

Special Residential Districts (Comp Plan Pg 95)
Neighborhood Conservation District 1 – Downtown/Historic Neighborhoods - This Neighborhood Conservation District is primarily a residential district located adjacent to Downtown Hattiesburg and in older, established neighborhoods east of U.S. Highway 49. In this district, predominantly-residential land uses may be found that exhibit certain types of development patterns.
District Characteristics - The characteristics of this district include the following: moderate-density single-family residences or residential lands along the city's original street system; certain two-family and multi-family uses constructed to the character of the surrounding neighborhood; buildings with shallow front and side yards; certain neighborhood business land uses that are compatible in design to the surrounding residential areas; and a higher overall density of development than modern or suburban neighborhoods.
District Land Uses - The following land uses should be found in this district: single-family residential uses; certain two–family and multi-family residences, subject to use, density, and design guidelines; public and quasi-public uses, such as churches and schools; and small offices and retail uses clustered along collector streets or at the edges of neighborhoods and constructed to the same character as the surrounding residences.

Commercial Land Uses (Comp Plan Pg 96)
Neighborhood Business District - The Neighborhood Business District is primarily a residential district located along the city's collector, minor arterial, and certain local streets. In this district, certain residential and low-intensity business uses may be found that exhibit development patterns that complement the residential, pedestrian-oriented character of surrounding neighborhoods.
District Characteristics - The characteristics of this district include the following: moderate-density single-family residences and certain two-family and multi-family uses; mixed-use buildings and developments; smaller, lower-intensity business developments that provide services to the neighborhood and community; and less-intensive commercial uses than are found in the Community Business District. Site development standards should include maximum building sizes, maximum residential densities, minimum and maximum building setbacks, building and site design elements, and provisions for pedestrian comfort and accessibility.
District Land Uses - The following land uses should be found in this district: single-family residential uses; two-family and multi-family residences, subject to use, density, and design guidelines; public and quasi-public uses, such as general indoor retail, specialty retail, service and office land uses that do not require the outdoor storage of goods or equipment.

Letters or Concerns stated: The Planning Division Office has not received any letters or other written communications relative to this case as of May 22, 2017

History / Background: No portion of Bay Street is individually listed as a business corridor or as a gateway within the Comprehensive Plan. The change to "Neighborhood Conservation District 1" is consistent with the surrounding neighborhood Future Land Use. This request is consistent with the Neighborhood's intent, as required by the Comprehensive Plan, Page 92, Implementation Actions under Chapter 7 Land Use and Development.

Basis for Approval: Recommend **APPROVAL** or **DENIAL** of the request to amend the City's Comprehensive Plan 2008-2028, Chapter – 7 Land Use and Development, Map 2. Future Land Use, to change the designated "Future Land Use" of Bay Street from the intersection of Hall Avenue to Gordon's Creek from "Neighborhood Business" to "Neighborhood Conservation District 1".

SUBJECT PARCEL:

Tara Poole, President, HHNA

The applicant requests to amend the City's Comprehensive Plan 2008-2028, Chapter – 7 Land Use and Development, Map 2. Future Land Use, to change the designated "Future Land Use" of Bay Street from the intersection of Hall Avenue to Gordon's Creek from "Neighborhood Business" to "Neighborhood Conservation District 1".

Vicinity Map—Ward 4

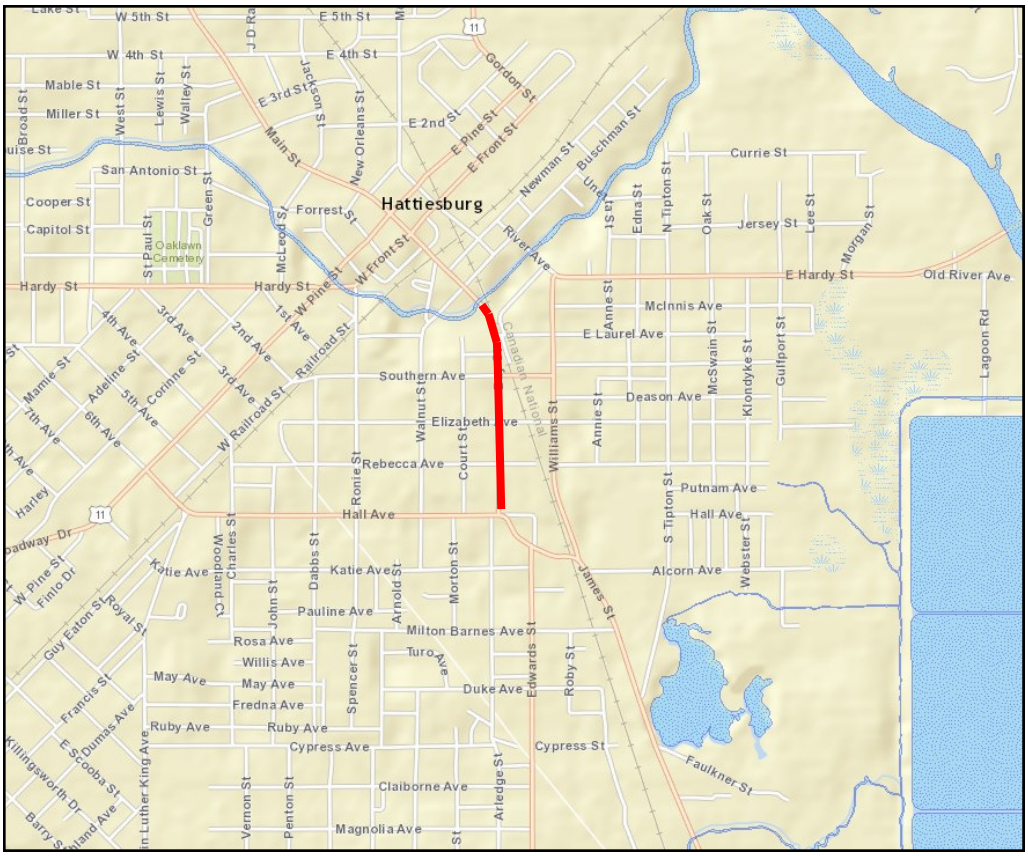

Zoning

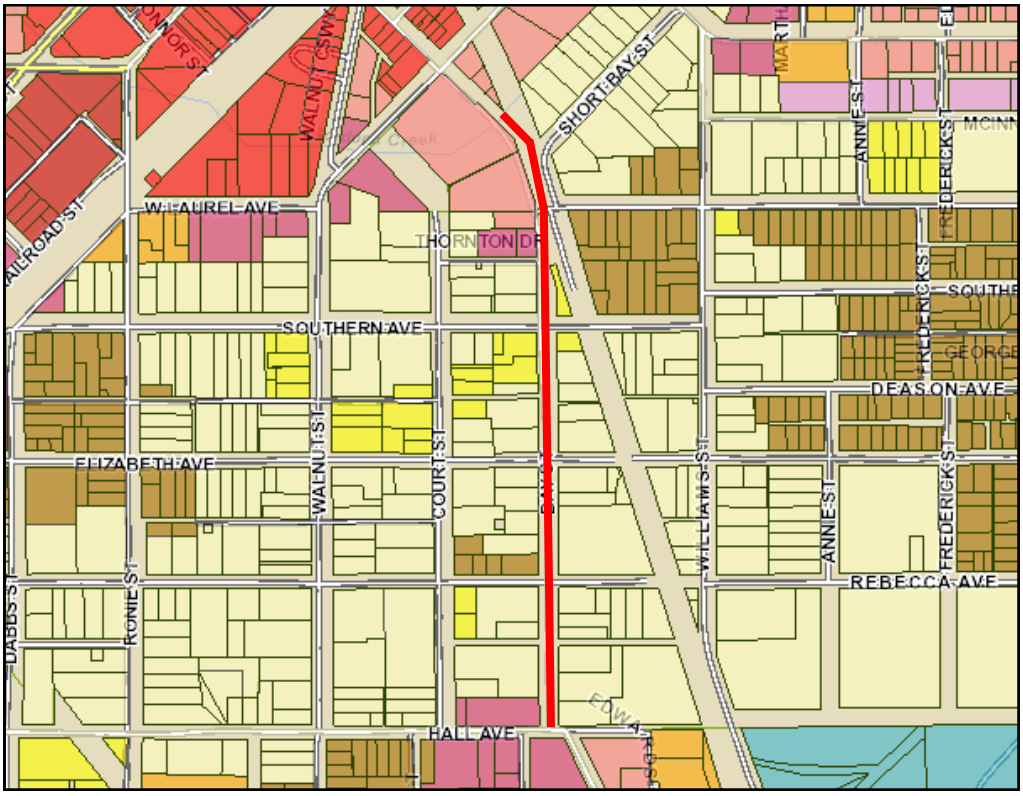

Site Aerial

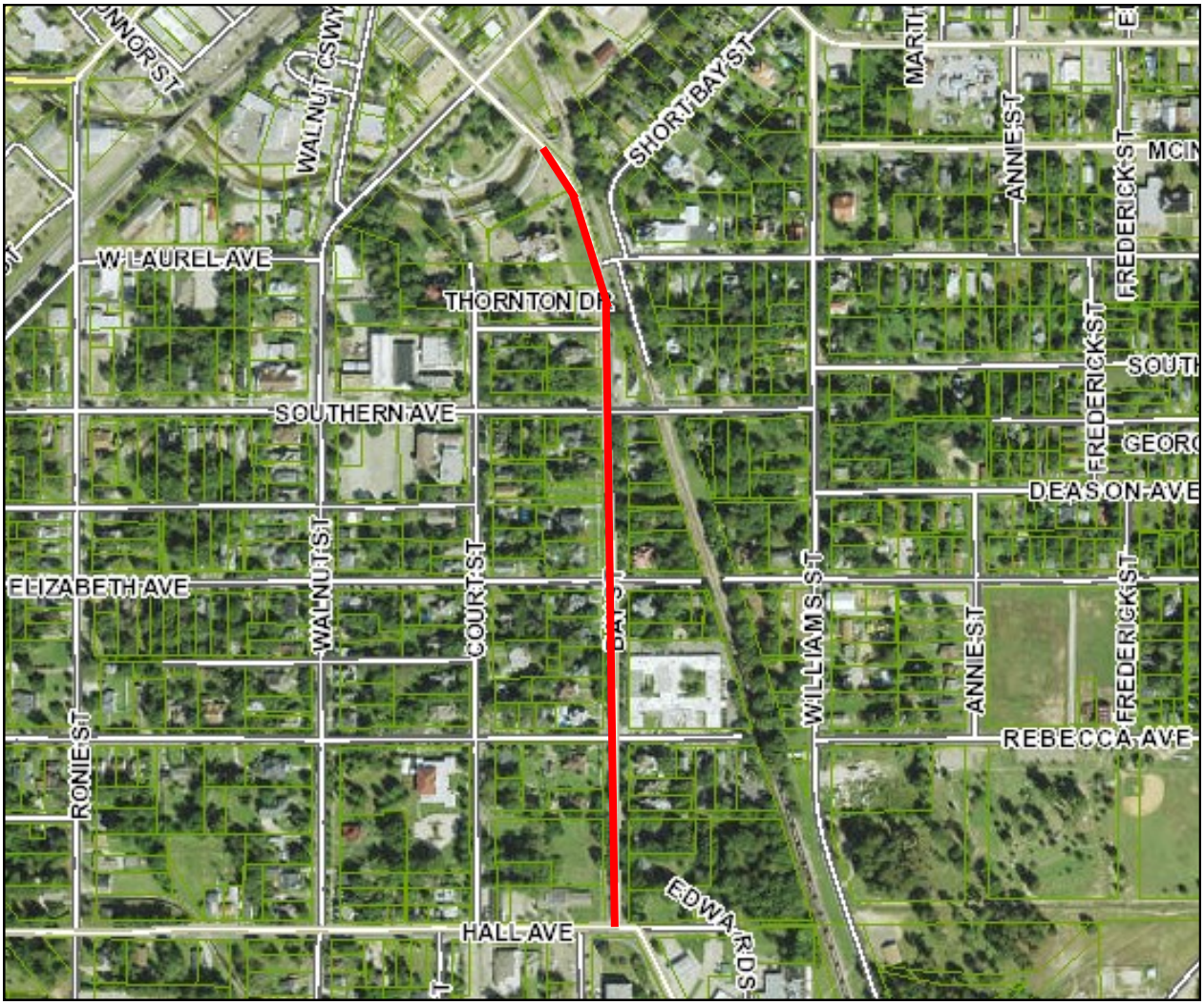
SHORT BAY ST
W LAUREL AVE
THORNTON DR
SOUTHERN AVE
DEASON AVE
ELIZABETH AVE
WALNUT ST
COURT ST
WILLIAMS ST
ANNIE ST
FREDERICK ST
REBECCA AVE
RONIE ST
HALL AVE

Future Land Use Map

The area outlined in red shows the location of the proposed Future Land Use change from “Neighborhood Business” to “Neighborhood Conservation District 1”. The proposed change is consistent with the surrounding neighborhood Future Land Use.

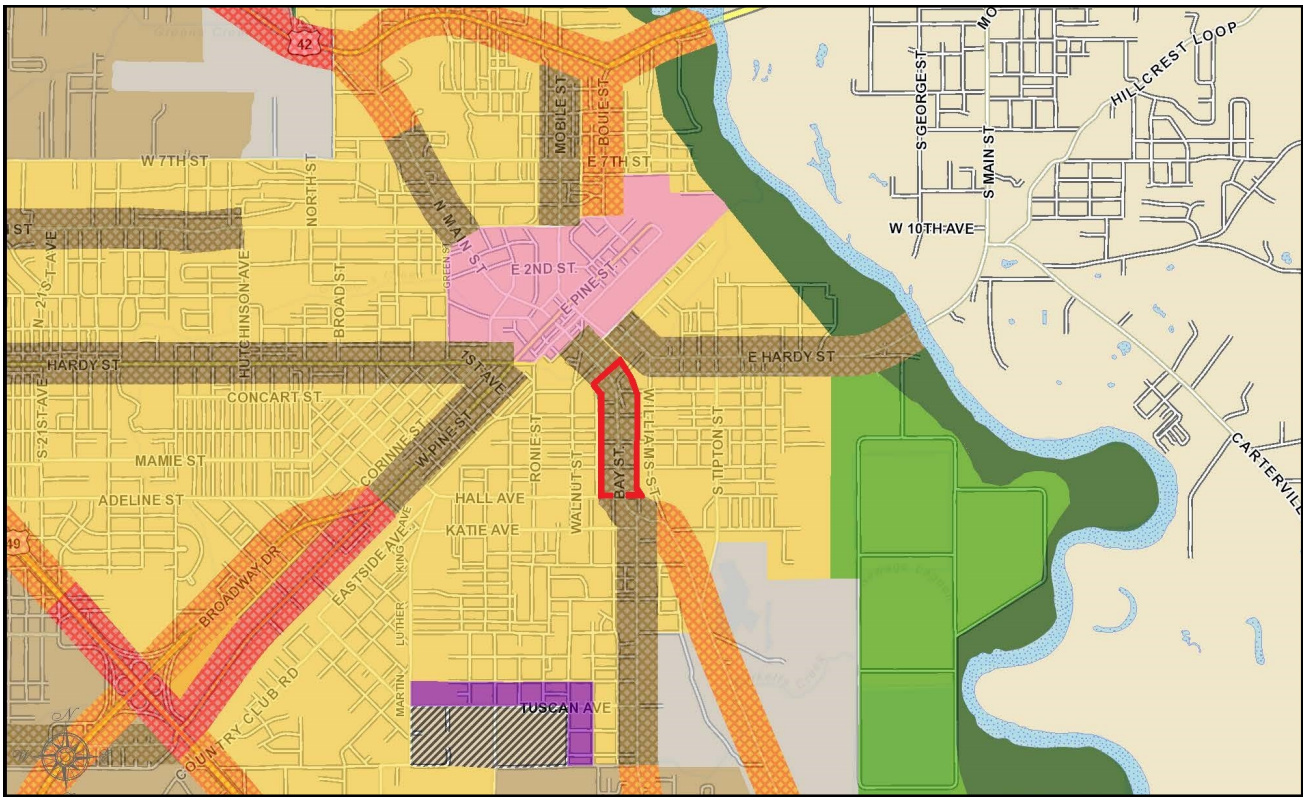

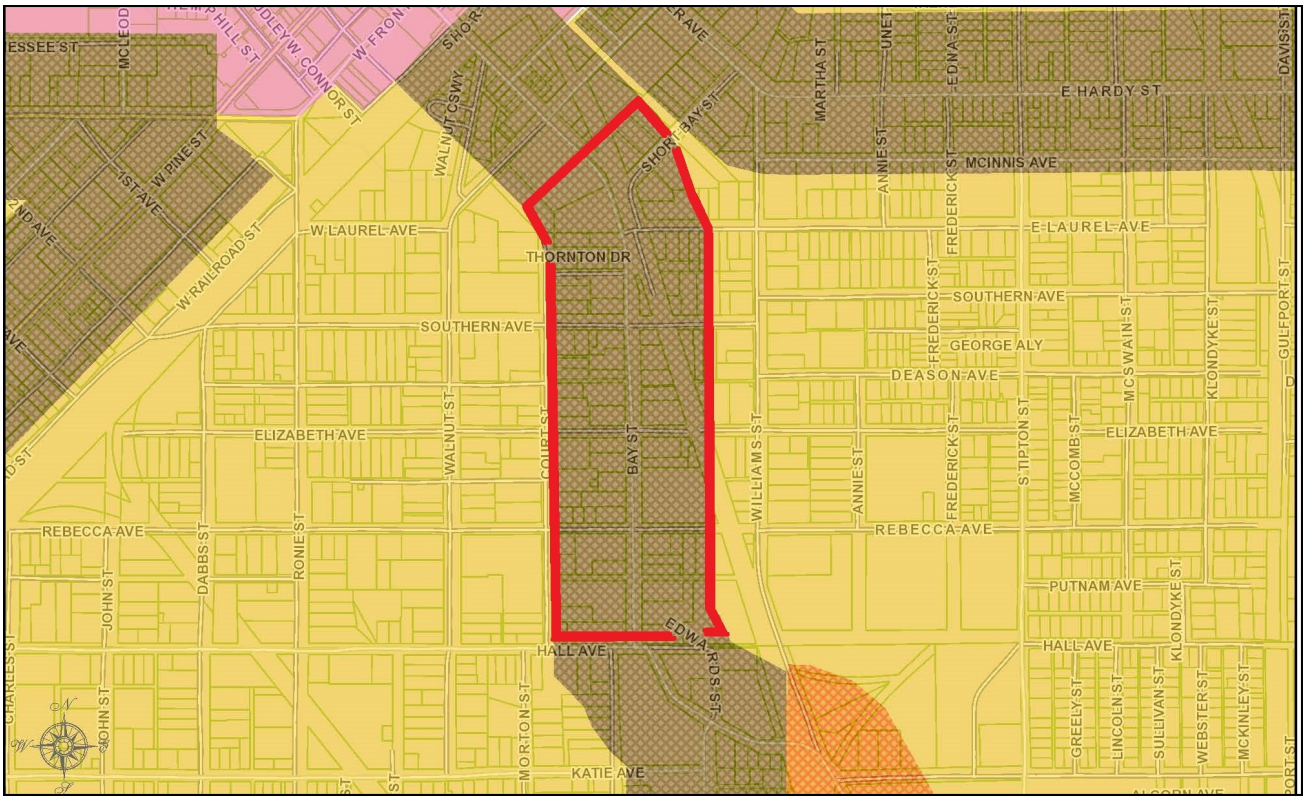

SURROUNDING AREA

Northern end of proposed Future Land Use Map change

SURROUNDING AREA

Southern end of proposed Future Land Use Map change



For Planning Purposes Only.

CITY OF HATTIESBURG 1884 MISSISSIPPI

COMPREHENSIVE PLAN
2008-2028

Future Land Use

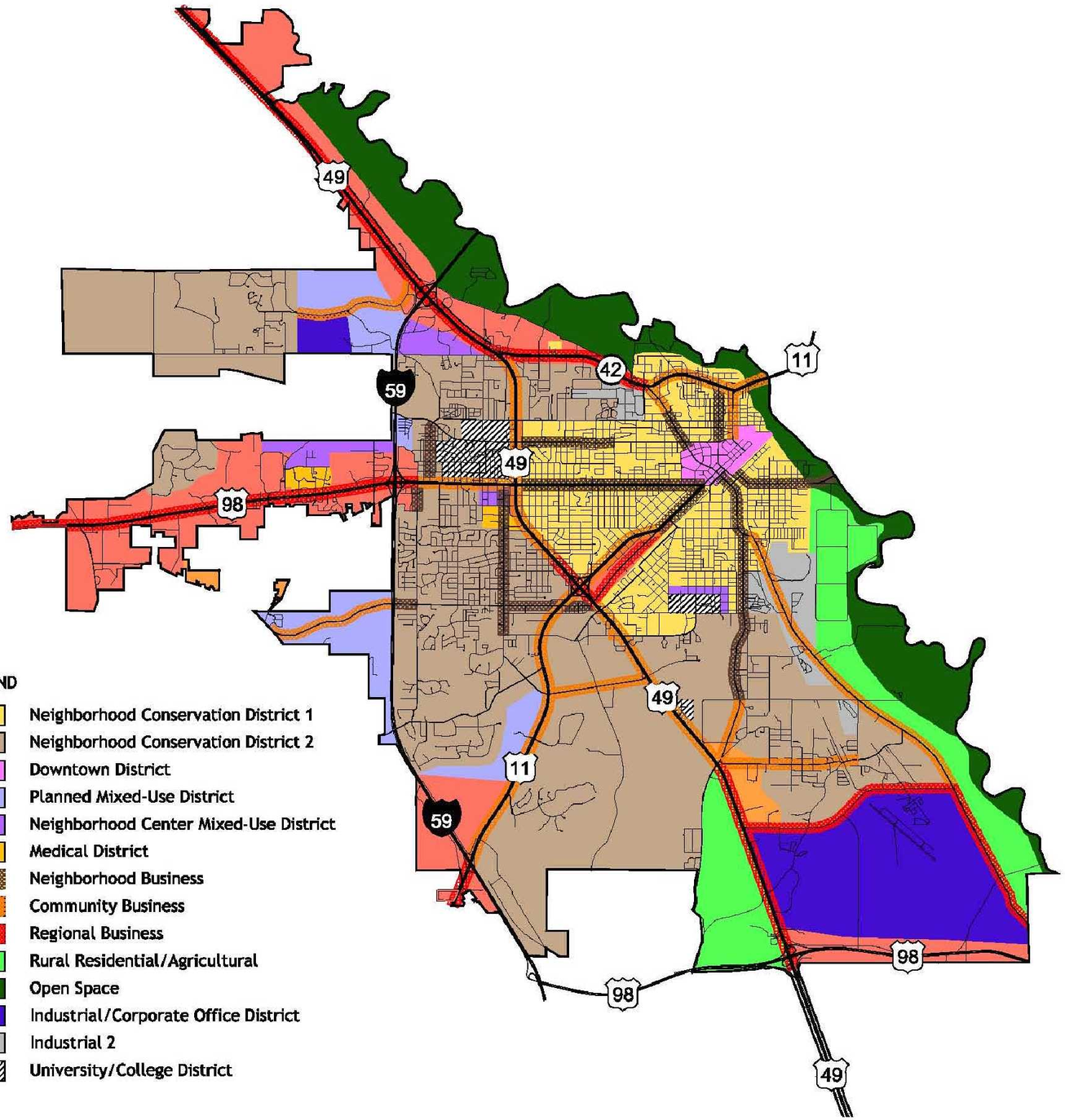

LEGEND

- Neighborhood Conservation District 1
- Neighborhood Conservation District 2
- Downtown District
- Planned Mixed-Use District
- Neighborhood Center Mixed-Use District
- Medical District
- Neighborhood Business
- Community Business
- Regional Business
- Rural Residential/Agricultural
- Open Space
- Industrial/Corporate Office District
- Industrial 2
- University/College District

Date: April 1, 2008
Revised: October 8, 2008
Revised: December 16, 2008

NEEL-SCHAFFER
Solutions you can build upon

Post Office Box 1487
Hattiesburg, MS 39403-1487
601.545.1565

THE LAW OFFICE OF

DUKES, DUKES & HUNTER

226 WEST PINE STREET - P. O. BOX 2055
HATTIESBURG, MISSISSIPPI 39403-2055

JAMES K. DUKES
JDukes@JDukesLaw.com

JAMES K. DUKES, JR.
JDukesJr@JDukesLaw.com

SETH M. HUNTER*
SHunter@JDukesLaw.com

*Also licensed in TX

R. CHRISTOPHER WOOD
(1950-2010)

TELEPHONE
601-544-4121
FAX
601-544-4425

February 3, 2017

Ms. Pattie Brantley
Director of Urban Development
200 Forrest St.
Hattiesburg, MS 39401

RE: *Hattiesburg Historic Neighborhood Association/Bay Street*

Dear Pattie:

As you know, in 2008, Hattiesburg adopted a Comprehensive of Future Land Use Plan. As part of that plan, Bay Street, from Hall Avenue, into Downtown Hattiesburg, was designated as a Neighborhood Business Corridor. Of course, as you also know, the 1989 Land Development Code zoned all of Bay Street from Hall Avenue into Downtown Hattiesburg as R-1B Single Family Residential, to which any non-conforming use owners would revert under certain conditions and guidelines, per City of Hattiesburg Ordinance Number 2230 Section 12.03 Page 46.

At this time, the Hattiesburg Historic Neighborhood Association would like to investigate, and begin the process of, modifying the comprehensive plan to exclude the subject Bay Street portion from a Neighborhood Business Corridor designation to Neighborhood Conservation District 1, as it should have been in 2008.

Members of the Hattiesburg Historic Neighborhood Association would like to meet with you and the Planning Commission in order to get this process moving forward. Please let me know when would be a good time for that to occur.

I look forward to working with you on this project. Please contact me should you have any questions.

With kind regards, I remain,

Very truly yours,

SETH M. HUNTER

SMH/ab

Hand-Delivered

Hattiesburg Historic Neighborhood Association
www.hattiesburghistoricneighborhood.com

RECEIVED
MAR 16 2017
REC BY:

March 16, 2017

Ms. Pattie Brantley
Director of Urban Development
200 Forrest St.
Hattiesburg, MS 39401

RE: *Hattiesburg Historic Neighborhood Association/Bay Street*

Dear Ms. Brantley:

In 2008, Hattiesburg adopted a Comprehensive Future Land Use Plan. As part of that plan, Bay Street, from Hall Avenue, into Downtown Hattiesburg, was designated as a Neighborhood Business Corridor. However, the 1989 Land Development Code zoned all of Bay Street/Main Street from Hall Avenue into Downtown Hattiesburg (to Front Street) as R-1B Single Family Residential, to which any non-conforming use owners would revert under certain conditions and guidelines, per City of Hattiesburg Ordinance Number 2230 Section 12.03 Page 46.

At this time, the Hattiesburg Historic Neighborhood Association ("HHNA") respectfully requests that the Comprehensive Future Land Use Plan be amended to exclude the subject Bay Street/Main Street portion of the HHNA (Hall Avenue to Gordon Creek) from a potential future land use of "Neighborhood Business Corridor" designation to "Neighborhood Conservation District 1," as it should have been in 2008.

Please let me and Seth M. Hunter (counsel for the HHNA) know if and when a hearing on this matter will occur before the Planning Commission, the City Council, or any other body, and what else HHNA needs to do to facilitate the above-referenced change of designation.

I look forward to working with you on this project. Please contact me should you have any questions.

Sincerely,

Tara Poole
President, HHNA

TP

cc: Seth M. Hunter, Esq.

Tara Poole, President • 604 Court Street • Hattiesburg, Mississippi 39401 • (615) 579-3201

RECEIVED
JUN 07 2017
BY: Gm

Petition to modify boundaries of Future Land Use Change

Petition summary and background	**"Exclude properties north of Southern Avenue from Future Land Use change"**
Action petitioned for	We, the undersigned, are concerned citizens who urge our leaders to act now to modify the boundaries to exclude properties north of Southern Avenue from the initiated change by the HHNA (Hattiesburg Historic Neighborhood Association). The proposal is to amend the Future Land Use plan from Neighborhood Business District to Neighborhood Conservation District 1. The Comprehensive Plan, which includes the Future Land Use Map, was adopted in 2008 as a guidance for future development in the City of Hattiesburg. The proposed change can potentially place limitations on property and business owners that plan to improve and develop their property within that area. Please hear our voice by supporting our concerns and deny the request to include properties north of Southern Avenue, which lead to Downtown District, that currently and have previously operated as historical businesses within our community.

Printed Name	Signature	Address	Comment	Date
Dorothy McCullum	Dorothy McCullum	1010 E Laurel Ave		6-4-17
Corey Vaughn	Corey Vaughn	922 E. Laurel		6-4-17
Vickie Myers	Vickie Myers	1011 E Laurel Ave		6/4-17
Jerry Everder	Jerry Everder	919 E Laurel		6/4/17
[illegible]	[illegible]	917 E. Laurel Ave		6/4/17
William Andrews	William Andrews	915 E. Laurel Ave		6/4/17
Janet Creekmore	Janet Creekmore	913 E. Laurel Ave.		6/4/17
Katherine Lowell	Katherine Lowell	911 E Laurel Ave		6/4/17
Ross Ford	Kenneth Ford	500 Williams St		6/4/17
Lamarsha Powell	Lamarsha Powell	923 McInnis St.		6/4/17

Printed Name	Signature	Address		Date
~~Noel Howard~~	~~Noel Howard~~	~~208 Gordon St~~		
Noel Howard	Noel Howard	208 Gordon St Apt R104		
CHARLie BROWN	Charlie Brown	925 McINNis		
Lorraine Adam	Lorraine Adam	1005 McIms Ave		
Darell Thames	Darell TS	1019 E Hardy St		
Toby Mullard	L. Mullard	111 EDNA St		
Winfred Hudson	Winfred Hudson	205 EDNA St		
Tamathy Summerall	TS	209 Edna St.		
Kevin Taylor	Kevin Taylor	206 Tipton St		
Tara Summerall	[illegible]	209½ Edna St		
Ethel Woods	Ethel Woods	1100 Jennie St.		
Prentis Woods	Prentis Woods Sr	1100 Jennie St		
Kristie Haynes	Kristie Haynes	2410 McInnis Lop Apt 10		
Tara Magee	[illegible]	304 North Tipton St		
Shannon Clady	Shannon Clady	306 North Tipton St		

RECEIVED
JUN 07 2017
Gr

RECEIVED
JUN 01 2017
BY: GM

Petition to modify boundaries of Future Land Use Change

Petition summary and background	**"Exclude properties north of Southern Avenue from Future Land Use change"**
Action petitioned for	We, the undersigned, are concerned citizens who urge our leaders to act now to modify the boundaries to exclude properties north of Southern Avenue from the initiated change by the HHNA (Hattiesburg Historic Neighborhood Association). The proposal is to amend the Future Land Use plan from Neighborhood Business District to Neighborhood Conservation District 1. The Comprehensive Plan, which includes the Future Land Use Map, was adopted in 2008 as a guidance for future development in the City of Hattiesburg. The proposed change can potentially place limitations on property and business owners that plan to improve and develop their property within that area. Please hear our voice by supporting our concerns and deny the request to include properties north of Southern Avenue, which lead to Downtown District, that currently and have previously operated as historical businesses within our community.

Printed Name	Signature	Address	Comment	Date
Robert Walker	Robert Walker	200 Tuscan Ave.		6/3/17
Rico D Paige	Rico D Paige	127 Melrose		6/3/17
Shari Dedrick	Shari Dedrick	118 Independence Ave		6-3-17
Jennie Reedy	Jennie Reedy	202 Gulfport St		6-3-17
Kelvin McLaurin	Kelvin McLaurin	330 Gulfport St		6-4-17
J.V. Fox Pigg	Jerry Pigg	303 Hill St		6-4-2017
C. Donaldson	Charles Donaldson	1315 Elizabeth		6-4-17
	[illegible]	1309 Rebecca Ave		6 4 17
Melvin Manuel	Melvin Manuel	1310 Rebecca		6/4/17
Terry Anderson	Terry Anderson	900 Tipton Ave		6/4/17
Frank Pagliarone		1304 Rebecca		

Printed name Signature

Printed Name	Signature	Address		Date
Leroy Brown	[illegible]	1215 Rebecca Ave		6-4-17
Delenu Brown	[illegible]	1215 Rebecca AVE		6-4-17
Terrance Hyde	[illegible]	1213 REBECCA AVE		6-4-17
Sean Hilton	Sean Hilton	625 McCOMB ST		6-4-17
Susan Moore	Susan Moore	611 Tipton St		6-4-17
[illegible]	[illegible]	604 N. S. [illegible]		6-4-17
Jim Reid	Jim Reid	601 So. Tipton St		6-4-17
Robin Hinton	Robin Hinton	509 S. Tipton St		6-4-17
Joe B. Hinton	Joe B. Hinton	509 S. Tipton St		6-4-17
Mary E. Harris		609 S. Tipton St		
Jason Williams	Jason Williams	1210 Deason Ave.		6/4/17
Lowell Ard	Lowell Ard	1101 Strother Ave		6-4-17
Patrick Cooper	Patrick Cooper	East Laurel St		6-4-17
Renee Bounds	Evelyn Renee Bounds	East Laurel Ave		6-4-17
Rayna Corkern	Rayna Corkern	East Hardy St		6-4-17

RECEIVED
JUN 01 2017
BY: GM

RECEIVED
JUN 07 2017
BY: GM

Petition to modify boundaries of Future Land Use Change

Petition summary and background	**"Exclude properties north of Southern Avenue from Future Land Use change"**
Action petitioned for	We, the undersigned, are concerned citizens who urge our leaders to act now to modify the boundaries to exclude properties north of Southern Avenue from the initiated change by the HHNA (Hattiesburg Historic Neighborhood Association). The proposal is to amend the Future Land Use plan from Neighborhood Business District to Neighborhood Conservation District 1. The Comprehensive Plan, which includes the Future Land Use Map, was adopted in 2008 as a guidance for future development in the City of Hattiesburg. The proposed change can potentially place limitations on property and business owners that plan to improve and develop their property within that area. Please hear our voice by supporting our concerns and deny the request to include properties north of Southern Avenue, which lead to Downtown District, that currently and have previously operated as historical businesses within our community.

Printed Name	Signature	Address	Comment	Date
Dorothy J Patton	Dorothy J Patton	432 M L King Ave		June 3, 2017
G. M. Walton	Georgia M. Walton	503 M L King Ave		June 3 17
Alta Rae	[illegible]	5B Elizabeth		
Jermaine Price	Jermaine Price	117 Melrose St		
C E Turner	C E Turner	600 Jones		June 6, 2017
Willie Sims	[illegible]	215 Rebecca Ave		6-6-17
[illegible]	607 John St	607 John St.		June 6-17
Jimmie L. Payton	[illegible] 211 Rebecca	211 Rebecca Ave		6-6-2017

RECEIVED
JUN 01 2017
BY: GM

Petition to modify boundaries of Future Land Use Change

Petition summary and background	**"Exclude properties north of Southern Avenue from Future Land Use change"**
Action petitioned for	We, the undersigned, are concerned citizens who urge our leaders to act now to modify the boundaries to exclude properties north of Southern Avenue from the initiated change by the HHNA (Hattiesburg Historic Neighborhood Association). The proposal is to amend the Future Land Use plan from Neighborhood Business District to Neighborhood Conservation District 1. The Comprehensive Plan, which includes the Future Land Use Map, was adopted in 2008 as a guidance for future development in the City of Hattiesburg. The proposed change can potentially place limitations on property and business owners that plan to improve and develop their property within that area. Please hear our voice by supporting our concerns and deny the request to include properties north of Southern Avenue, which lead to Downtown District, that currently and have previously operated as historical businesses within our community.

Printed Name	Signature	Address	Comment	Date
Dominique Dawkins	Dominique Dawkins	211 Edna St Hattiesburg MS 39402		6/4/17
Mearl Crawford	Mearl Crawford	215 Edna St (City)		
DeCarlo Shaw	DeCarlo Shaw	457 W. 4 Street		
Romeo Scott	Romeo Scott	102 Ronnie St		
John Bell	John Bell	204 South Tipton St		
Kelby Crosby	Kelby [illegible]	302 South Tipton		
Dennis Allen	Dennis Allen	100 Currie		
Chris McLaurin	Chris McLaurin	100 Currie		
Dennis Hamis	Dennis Hamis	107 Eufala		
Hattie M	M. Lewis	224 Oak		
[illegible]	[illegible]	215 Oak St		6/4/17

Kevin McFarl	2090 Ark St			
Ashley Smith	46 Mocal St.			
David Cooper	303 Pavlin			
MARK G HESTER	309 Willis Ave			
JENNIFER PAIGE		406 McSWAIN ST.		DATTUNEN
Reginald Paige		406 McSwan ST		
Eloise Paige		137 Melrose St		

RECEIVED
JUN 07 2017
BY

RECEIVED
JUN 07 2017
BY: Gm

Petition to modify boundaries of Future Land Use Change

Petition summary and background	**"Exclude properties north of Southern Avenue from Future Land Use change"**
Action petitioned for	We, the undersigned, are concerned citizens who urge our leaders to act now to modify the boundaries to exclude properties north of Southern Avenue from the initiated change by the HHNA (Hattiesburg Historic Neighborhood Association). The proposal is to amend the Future Land Use plan from Neighborhood Business District to Neighborhood Conservation District 1. The Comprehensive Plan, which includes the Future Land Use Map, was adopted in 2008 as a guidance for future development in the City of Hattiesburg. The proposed change can potentially place limitations on property and business owners that plan to improve and develop their property within that area. Please hear our voice by supporting our concerns and deny the request to include properties north of Southern Avenue, which lead to Downtown District, that currently and have previously operated as historical businesses within our community.

Printed Name	Signature	Address	Comment	Date
Corrine Bester	Corrina Bester	198 Gulfport St.		6-4/17
Timothy Williams	Timothy Williams	1308 Mc Swain Ave		6-4/17
Delenda Mg	D. Mg	1305 McSwain Ave		
Maggie Stokes	Maggie Stokes	204 Mc Swain st		6-4-17
Alfred Crosby	Alfred Crosby	301 McSwain St.		6-4/17
Mattie Green	Mattie Mason	305 McSwain St		6/4/17
Demetrius Wilborn	Demetrius Wilborn	1102 Rebecca Ave		6/4/17
Dollie Molette	Dollie Molette	310 McSwain St.		6/4/17
Polk Ervin	Ervin T. Polk	407 McSwain St		6/4/17
Elmer Pruitt	Elmer Pruitt	310 Ruby		6/4/17
Christopher Roberts	Christopher Roberts	1213 Deason Ave.		6/4/17

Jeanita Baskin	501 McCom St	J Baskin		
Jean Young	409 S. Tipton St	J. Young		
Mitch Cook	404 Tipton	Mitchell Cooke		
Patricia Mann	1100½ Grant			
Tommy Robinson	417 Fredrick St			
Garry Allen	1005 Southern			
David Howard	91 Southern			
Maurice Duff	912 Southern Ave			
Brittany Brown	Brittany Brown	901 Southern Ave		
AR Work Crew	406 Workman S			
Alicia Gowin	1000 McInnis AVE	Alicia Gowin		
Charlotte Hathorn	1006 McInnis Ave	Charlotte Hathorn		
Esther Hathorn	1006 McInnis	Esther Hathorn		
Maybelline Granillo	E Hardy ST	Maybelline Granillo		
Sotero	105 Ednast			

RECEIVED
JUN 01 2017
BY: GM

RECEIVED
JUN 01 2017
BY: GM

Petition to modify boundaries of Future Land Use Change

Petition summary and background	**"Exclude properties north of Southern Avenue from Future Land Use change"**
Action petitioned for	We, the undersigned, are concerned citizens who urge our leaders to act now to modify the boundaries to exclude properties north of Southern Avenue from the initiated change by the HHNA (Hattiesburg Historic Neighborhood Association). The proposal is to amend the Future Land Use plan from Neighborhood Business District to Neighborhood Conservation District 1. The Comprehensive Plan, which includes the Future Land Use Map, was adopted in 2008 as a guidance for future development in the City of Hattiesburg. The proposed change can potentially place limitations on property and business owners that plan to improve and develop their property within that area. Please hear our voice by supporting our concerns and deny the request to include properties north of Southern Avenue, which lead to Downtown District, that currently and have previously operated as historical businesses within our community.

Printed Name	Signature	Address	Comment	Date
Mike Lowry	Mike Lowry	104 Astor St		
Matthew Mahaw	Matthew Mahaw	352 North St		
Jarod Sims	Jarod Sims	809 Dabb St.		
Roosevelt	Roosevelt	98		
Trei Walker	Trei Walker	9th Currie St		
Rod Primos	Rod Primos	211 Oak St.		
Charles Smith	Charles Smith	505 Mulberry Ave		
Jeechie Foster	Jeechie Foster	1490 Flag Pole		
Tonya Brown	Tonya Brown	205 Brown		
Ashley Pope	Ashley Pope	81 Abit Burs Rd		

RECEIVED
JUN 01 2017
BY

Dennis Harden		1016 Monroe Rd		
Valencia Harden	Valencia	10416 Monroe Rd		
Sunga Gipson		89 Palmer Circle		
DeShun Santee		113 May Ave		
Jason T. Cooper	Jason Cooper			
Antwie Sims	Antwie Sims	324 Gasaway Lp		
Melisa Sims	Melisa Sims			
Sarah Smith	Sarah Smith	Bay Street		
	WILLIAM COLEMAN	509 ROMIE ST.		
Coleman	Imelda Coleman	509 Romie St		
Edith Coleman	Edith Coleman			

RECEIVED
JUN 07 2017
BY: GM

Petition to modify boundaries of Future Land Use Change

Petition summary and background	**"Exclude properties north of Southern Avenue from Future Land Use change"**
Action petitioned for	We, the undersigned, are concerned citizens who urge our leaders to act now to modify the boundaries to exclude properties north of Southern Avenue from the initiated change by the HHNA (Hattiesburg Historic Neighborhood Association). The proposal is to amend the Future Land Use plan from Neighborhood Business District to Neighborhood Conservation District 1. The Comprehensive Plan, which includes the Future Land Use Map, was adopted in 2008 as a guidance for future development in the City of Hattiesburg. The proposed change can potentially place limitations on property and business owners that plan to improve and develop their property within that area. Please hear our voice by supporting our concerns and deny the request to include properties north of Southern Avenue, which lead to Downtown District, that currently and have previously operated as historical businesses within our community.

Printed Name	Signature	Address	Comment	Date
Stephen Walker	Stephen Walker			
Tyrone Williams	Tyrone Williams			
Cordieous Portier	Cordieous Portier			
[illegible]	[illegible]			
Toby Jenkins	Toby Jenkins			

RECEIVED
JUN 08 2017
BY

A RESOLUTION OF THE CITY OF HATTIESBURG AMENDING THE COMPREHENSIVE PLAN 2008-2028, CHAPTER – 7 LAND USE AND DEVELOPMENT, MAP 2. FUTURE LAND USE, TO CHANGE THE DESIGNATED "FUTURE LAND USE" OF BAY STREET FROM THE INTERSECTION OF HALL AVENUE TO GORDON'S CREEK FROM "NEIGHBORHOOD BUSINESS" TO "NEIGHBORHOOD CONSERVATION DISTRICT 1"

WHEREAS, the City of Hattiesburg has adopted the Comprehensive Plan for the City of Hattiesburg dated December 16, 2008, Resolution # 2008-192, and

WHEREAS, the Comprehensive Plan states a future land-use map depicts the long-range plan for the desirable use of land within the city. The map designates how land should be used or re-used and should serve as a guide for decision-making by property owners, developers, appointed boards (Land Development Code Board of Adjustments and Hattiesburg Planning Commission), and the Hattiesburg City Council, and

WHEREAS, the Comprehensive Plan states the future land use plan, including the narrative and map, should be the reference used to update the current land development code and the existing zoning map in order to provide the regulations needed to implement the goals and objectives of the 20 year plan, and

WHEREAS, the Comprehensive Plan states upon adoption of the comprehensive plan by the Hattiesburg City Council, the map and narrative become the city's guiding land-use policy, and

WHEREAS, the Planning Commission voted on August 2, 2017, to approve the petition filed by Tara Poole, President, HHNA, to amend the City's Comprehensive Plan 2008-2028, Chapter – 7 Land Use and Development, Map 2. Future Land Use, to change the designated "Future Land Use" of Bay Street from the intersection of Hall Avenue to Gordon's Creek from "Neighborhood Business" to "Neighborhood Conservation District 1".

NOW THEREFORE BE IT RESOLVED that the City's Comprehensive Plan 2008-2028, Chapter – 7 Land Use and Development, Map 2. Future Land Use, shall be changed to designate the "Future Land Use" of Bay Street from the intersection of Hall Avenue to Gordon's Creek as "Neighborhood Conservation District 1".

The foregoing resolution having been reduced to writing was introduced by Council member _____, seconded by Council member _____ and was adopted by the following vote, to wit:

YEAS: NAYS: ABSENT:

THE President thereby declared the motion carried and the foregoing Resolution adopted and approved, this the day of A.D., 2017.

(S E A L)

ATTEST: ADOPTED:

_____ _____

CLERK OF COUNCIL PRESIDENT

THE above and foregoing Resolution having been submitted to and approved by the Mayor, this the day of A.D., 2017.

ATTEST: APPROVED:

_____ _____

CITY CLERK MAYOR

City of Hattiesburg, MS

200 Forrest St.
P.O. Box 1898
Hattiesburg, MS 39401

Master

File Number: 2017-735

File ID:	2017-735	**Type:**	Ordinance	**Status:**	Passed
Version:	1	**Reference:**		**In Control:**	City Council
Requester:	Ginger Maddox			**File Created:**	09/11/2017
Brief Title:	1711 S 28th Avenue - Rezoning			**Final Action:**	09/19/2017
				Minute Book Number:	MB2017-399

Title:

Adopt an Ordinance for the petition filed by Chad Edmonson, Owner, to change the zoning classification for a certain property located at 1711 S. 28th Avenue (Parcel 039K-19-015.00, PPIN 17194, Ward 3) from Section 4.5.3, R-1A (Single Family Residential) District to Section 4.5.8, B-1 (Professional Business) District. The Planning Commission recommended to APPROVE on August 2, 2017.

Notes:			
		Agenda Date:	09/19/2017
Indexes:		**Agenda Number:**	V.-3
Sponsors:		**Enactment Date:**	
Attachments:	August HPC BOA Minutes, Ordinance - 1711 S 28th Ave, Staff Summary -1711 S 28th Ave, Image Sheet - 1711 S 28th Ave, 1711 S 28th Ave - Site Plan, 1711 S 28th - Applicant sheet, 1711 S 28th - Letters of support, 1711 S 28th - Petition against, ORD#3217, executed Ordinance - 1711 S 28th Ave	**Enactment Number:**	
Contact:		**Meeting Date:**	09/19/2017
Drafter:		**Effective Date:**	10/19/2017

History of Legislative File

Version:	Acting Body:	Date:	Action:	Sent To:	Due Date:	Return Date:	Result:
1	City Council	09/19/2017	Adopt				Pass

Action Text: A MOTION was made by Council Member Delgado and seconded by Council Member Brown to Adopt Ordinance Number 3217 for the petition filed by Chad Edmonson, Owner, to change the zoning classification for a certain property located at 1711 S. 28th Avenue (Parcel 039K-19-015.00, PPIN 17194, Ward 3) from Section 4.5.3, R-1A (Single Family Residential) District to Section 4.5.8, B-1 (Professional Business) District. The Planning Commission recommended to APPROVE on August 2, 2017.

There being no discussion, the Motion received the affirmative vote of the Council as follows:

Yeas: 3 - George, Delgado and Brown

Nays: 2 - Carroll and Dryden

Yea:	3	Council Member George
		Council Member Delgado
		Council Member Brown
Nay:	2	Council President Carroll
		Council Vice President Dryden

Text of Legislative File 2017-735

Title

Adopt an Ordinance for the petition filed by Chad Edmonson, Owner, to change the zoning classification for a certain property located at 1711 S. 28th Avenue (Parcel 039K-19-015.00, PPIN 17194, Ward 3) from Section 4.5.3, R-1A (Single Family Residential) District to Section 4.5.8, B-1 (Professional Business) District. The Planning Commission recommended to APPROVE on August 2, 2017.

Summary

1711 S 28th Avenue - Rezoning

Budget Information

Expenditure Type

Purchasing Item

Publication Information

MINUTES OF THE
REGULAR MEETING OF THE
HATTIESBURG PLANNING COMMISSION AND BOARD OF ADJUSTMENTS
August 2, 2017

The Hattiesburg Planning Commission and Board of Adjustments did meet in a regular session on August 2, 2017 at 1:00 p.m. at the Jackie Dole Community Center, 220 West Front Street, Hattiesburg, Mississippi. Dick Conville, Chairman, presided over the meeting. A quorum was indicated and the attendance was as follows:

Commissioners Present: Dick Conville, Chairman
Amy Hinton, Vice-Chairman
Peggy Horton, Secretary
Judy Corts
Jessie Wilson
Mark Miller

Commissioners Absent: Sandra Thompson

Board Members Present: Dick Conville, Chairman
Amy Hinton, Vice-Chairman
Peggy Horton, Secretary
Judy Corts
Mark Miller
Jessie Wilson

Board Members Absent: None

Also Present: Ginger Maddox, AICP, Planning Division Manager
Pattie Brantley, AICP, Interim Director of Urban Development
Stephen Guthrie, Planner

Chairman Conville declared the meeting of the Hattiesburg Planning Commission and Board of Adjustments open and in session at 1:10 P.M.

INVOCATION

Chairman Conville held a moment of silence.

AGENDA REVIEW

There came the matter of the August 2017 Agenda. A request was made by Chairman Conville for a motion to approve the August 2017 Agenda. A motion was made to approve the August 2017 Agenda by Commissioner Corts and seconded by Commissioner Horton.

Commissioners voting aye: Dick Conville
Amy Hinton
Peggy Horton
Judy Corts
Mark Miller
Jessie Wilson

Commissioners voting nay: None

Commissioners abstaining: None

MINUTES REVIEW

There came the matter of the July 5, 2017, minutes. A request was made by Chairman Conville for a motion to approve the July 5, 2017, minutes. A motion was made by Commissioner Hinton to approve the minutes and seconded by Commissioner Corts.

Commissioners voting aye: Dick Conville
Amy Hinton
Peggy Horton
Judy Corts
Mark Miller
Jessie Wilson

Commissioners voting nay: None

Commissioners abstaining: None

There came the matter of the correction to the June 7, 2017, minutes regarding the vote for Item A. A request was made by Chairman Conville for a motion to approve the June 7, 2017, minutes. A motion was made by Commissioner Wilson to approve the minutes and seconded by Commissioner Horton.

Commissioners voting aye: Dick Conville
Amy Hinton
Peggy Horton
Judy Corts
Mark Miller
Jessie Wilson

Commissioners voting nay: None

Commissioners abstaining: None

REPORTS

BUILDING REPORT

There came the matter of the Building Report. There was none.

PLANNING REPORT

There came the matter of the Planning Report by Ginger Maddox, Planning Division Manager. At the July 18, 2017, City Council Meeting the following items were heard and action taken on: 4358 Lincoln Road, Terrel Garner, buffer variance (denial upheld); Text Amendment to Section 7.12.8.3 and 7.12.10 (approved). Public Hearing for the Comprehensive Plan Amendment for the Future Land Use scheduled for July 17 was not held due to a failed motion from the July Planning Commission hearing.

CHAIRMAN'S REPORT

There came the matter of the Chairman's Report. There was none.

BUSINESS MEETING

There came the matter of Item A. A petition has been filed by Tara Poole. President, HHNA, to amend the City's Comprehensive Plan 2008-2028, Chapter – 7 Land Use and Development, Map 2. Future Land Use, to change the designated "Future Land Use" of Bay Street from the intersection of Hall Avenue to Gordon's Creek from the "Neighborhood Business" to "Neighborhood Conservation District 1". Commissioner Hinton made a motion to approve the request. The motion was seconded by Commissioner Miller.

Commissioners voting aye: Dick Conville
Amy Hinton
Judy Corts
Mark Miller

Jessie Wilson

Commissioners voting nay: Peggy Horton

Commissioners abstaining: None

PUBLIC HEARING

Chairman Conville declared the Public Hearing open at 1:32 P.M. and read the rules and procedures of the hearing.

There came the matter of Item A (Rezone), filed by Corey Arrington, Applicant, on behalf of Marvin Arrington, Owner, as required in the Land Development Code, Ord. 3209, to change the zoning classification for a certain property located at 314 Bay Street (Parcel 029-10-281.00, PPIN 18609, Ward 4) from Section 4.5.4, R-1B (Single Family Residential) District to Section 4.5.9, B-2 (Neighborhood Business) District.

	Name	Address	City/State
Presented by:	Corey Arrington	814 Southern Ave	Hattiesburg, MS
Proponents:	None		
Opponents:	Tara Poole	604 Court Street	Hattiesburg, MS
	Andrea Saffle	409 Walnut St	Hattiesburg, MS
	Seth Hunter	508 Walnut St	Hattiesburg, MS
	Alex Bilancia	413 Court St	Hattiesburg, MS
	David Halliwell	515 Walnut St	Hattiesburg, MS
	Jennifer Shaidnagle	417 Walnut St	Hattiesburg, MS
	Charles M. Dawe	404 6th Avenue	Hattiesburg, MS
	Robin Roberts	601 Mackwood	Hattiesburg, MS
	Debbie Ferrill	730 River Ave	Hattiesburg, MS

Chairman Conville declared the Public Hearing closed and the Business Meeting open to vote on the request. Commissioner Hinton made a motion to deny the request for rezoning with the following criteria: there is not a material change in the circumstances and conditions of the neighborhood and area surrounding the petitioned property. There is not a public need for the change in question, based on the comprehensive plan. The motion was seconded by Commissioner Corts.

Commissioners voting aye: Dick Conville
Amy Hinton
Peggy Horton
Judy Corts
Mark Miller
Jessie Wilson

Commissioners voting nay: None

Commissioners abstaining: None

There came the matter of Item B (Rezone), filed by Chad Edmonson, Owner, as required in the Land Development Code, Ord. No. 3209, to change the zoning classification for a certain property located at 1711 S 28th Avenue (Parcel 039K-19-015.00, PPIN 17194, Ward 3) from Section 4.5.3, R-1A (Single Family Residential) District to Section 4.5.8, B-1 (Professional Business) District.

	Name	Address	City/State
Presented by:	Chad Edmonson	1202 S 34th Ave.	Hattiesburg, MS
Proponents:	None		
Opponents:	Edwardo Young	235 Pinehills Dr.	Hattiesburg, MS
	Joe Wily	300 Pinehills Dr.	Hattiesburg, MS
	Erin O'Donnell	235 Pinehills Dr.	Hattiesburg, MS
	Jettie Jefferson	1912 S 28th Ave.	Hattiesburg, MS
	Sally Morrow		
	Barbra Curry		

Chairman Conville declared the Public Hearing closed and the Business Meeting open to vote on the request. Commissioner Corts made a motion to approve the request for rezoning with the following criteria: there is a material change in the circumstances and conditions of the neighborhood and area surrounding the petitioned property. The motion was seconded by Commissioner Wilson.

Commissioners voting aye: Dick Conville
Jessie Wilson
Peggy Horton
Judy Corts

Commissioners voting nay: Amy Hinton
Mark Miller

Commissioners abstaining: None

BUSINESS MEETING

There being no further business, the meeting was adjourned at 3:30 PM. Commissioner Miller made a motion to adjourn the meeting. The motion was seconded at Commissioner Hinton.

_____
Dick Conville, Chairman

_____
Ginger Maddox, AICP, CFM, Planning Division Manager

Prepared by: City of Hattiesburg
City Clerk's Office
P.O. Box 1898
Hattiesburg, MS 39403-1898
(601)545-4550

Return to: City of Hattiesburg
City Clerk's Office
P.O. Box 1898
Hattiesburg, MS 39403
(601)545-4550

INDEXING INSTRUCTIONS:

ORDINANCE NUMBER _____

OF THE

CITY OF HATTIESBURG, MISSISSIPPI

AN ORDINANCE CHANGING AND AMENDING THE COMPREHENSIVE ZONING DISTRICT MAP, ADOPTED AS PART OF THE LAND DEVELOPMENT CODE ORDINANCE NO. 3209, AS AMENDED, OF THE CITY OF HATTIESBURG, MISSISSIPPI FOR A CERTAIN PROPERTY LOCATED AT 1711 S 28TH AVENUE (PARCEL 039K-19-015.00, PPIN 17194, WARD 3) FROM SECTION 4.5.3, R-1A (SINGLE FAMILY RESIDENTIAL) DISTRICT TO SECTION 4.5.8, B-1 (PROFESSIONAL BUSINESS) DISTRICT.

BE IT ORDAINED BY THE MAYOR AND COUNCIL OF THE CITY OF HATTIESBURG, MISSISSIPPI:

SECTION 1. That the Comprehensive Zoning District Map, adopted as part of the Comprehensive Zoning Ordinance No. 3209, as amended, of the City of Hattiesburg, Mississippi, be and the same is hereby changed and amended. The Hattiesburg Planning Commission recommended to APPROVE said change in zoning for the following reasons:

There is a material change in the circumstances and conditions of the neighborhood and area surrounding the petitioned property.

Said properties are described as follows:

A parcel of land located in Lot 25 of Hattiesburg Homestead, Forrest County, Mississippi, and being more particularly described as follows: Commence and begin at an iron pin set beside a metal pipe found marking the NW corner of said Lot 25; thence run South 89 degrees 30 minutes 25 seconds East for 418.57 feet to an iron pin set on the Western right-of-way line of South 28th Avenue; thence run South 00 degrees 59 minutes 08 seconds East along said Western right-of-way line for 181.94 feet to an iron

pin set; thence run North 89 degrees 44 minutes 49 seconds West for 324.86 feet to an iron pin found beside a fence corner; thence run North 88 degrees 58 minutes 39 seconds West for 96.38 feet to an iron pin found beside a fence corner; thence run North 00 degrees 08 minutes 52 seconds West for 182.36 feet back to the Point of Beginning. Said parcel contains 1.76 acres, more or less.

SECTION 2. Except as hereby expressly changed and amended, the aforesaid Comprehensive Zoning District Map and the Land Development Code Ordinance No. 3209, as amended, of said City of Hattiesburg, Mississippi, shall be and remain in full force and form as adopted.

SECTION 3. That this Ordinance take effect and be in force thirty (30) days from and after passage as provided by law.

The foregoing Ordinance having been reduced to writing, the same was introduced by Council member _____ seconded by Council member _____ and was adopted by the following vote to-wit:

YEAS: NAYS:

THE President thereby declared the motion carried and the foregoing Ordinance adopted and approved, this the_____day of_____ A.D., 2017.

(S E A L)

ATTEST: ADOPTED:

_____ _____

CLERK OF COUNCIL PRESIDENT

THE above and foregoing Ordinance having been submitted to and approved by the Mayor, this the_____day of_____ A.D., 2017.

ATTEST: APPROVED:

_____ _____

CITY CLERK MAYOR

Planning Commission
Case Fact Sheet

Property Applicant: Chad Edmonson, Owner

Address of Properties:	**Tax Parcels**	**PPIN:**	**Ward:**
1711 S. 28th Avenue	039K-19-015.00	17194	3

Request: **Zoning Change**

Purpose of Request: To consider an application to change the zoning classification for a certain property located at 1711 S 28th Avenue (Parcel 039K-19-015.00, PPIN 17194, Ward 3) from Section 4.5.3, R-1A (Single Family Residential) District to Section 4.5.8, B-1 (Professional Business) District.

Applicant Summary: See Attached

Applicable Regulations:

SECTION 4 **Zoning Districts Established**

4.5.3 R-1A Residential District: The purpose of the R-1A District is to permit single-family residential used with related recreational, religious, and educational facilities. This district is consistent with the Neighborhood Conservation 1 and 2 districts in the Comprehensive Plan. This zoning district encouraged protected lower density residential neighborhoods with only compatible supporting institutional used and open space.

4.5.8 B-1 Professional Business: The purpose of this business district is to provide areas for professional and business offices and related activities that require separate buildings and building groups surrounded by landscaped yards and open areas. The intent is to provide compact locations for business offices, as well as suburban locations near residential neighborhoods.

Present Zoning: This parcel is currently zoned R-1A (Single Family Residential).

Present Use: Undeveloped

Surrounding Zoning and Land Use:

North: B-1 (Professional Business) District/Residential
R-3 (Multi-Family Residential) District/Undeveloped
South: A-2 (Agricultural Residential) District/ Residential & Undeveloped
East: R-2 (Two Family Residential) District/ Residential
West: R-1A (Single Family Residential) District/ Residential

Most Nearly Bounded By (streets): This parcel is accessible from the East by South 28th Avenue. It is bounded to the North by Lincoln Road and South by Pinehills Drive.

Letters or Concerns stated: The Planning Division Office has received two (2) phone calls in regards to this case: one in opposition of the case and one seeking questions about this case as of July 24, 2017

History / Background: N/A

Basis for Approval:

1. There **(is / is not)** a material change in the circumstances and conditions of the neighborhood and area surrounding the petitioned property.

2. There **(is / is not)** a public need for the change in question, based on the Comprehensive Plan.

3. There is a mistake in the original zoning.

4. Annexation

SUBJECT PARCEL:
1711 S. 28th Avenue

Chad Edmonson, Representative, Owner

The applicant requests to change the zoning classification for a certain property located at 1711 S 28th Avenue (Parcel 039K-19-015.00, PPIN 17194, Ward 3) from Section 4.5.3, R-1A (Single Family Residential) District to Section 4.5.8, B-1 (Professional Business) District.

Vicinity Map—Ward 3

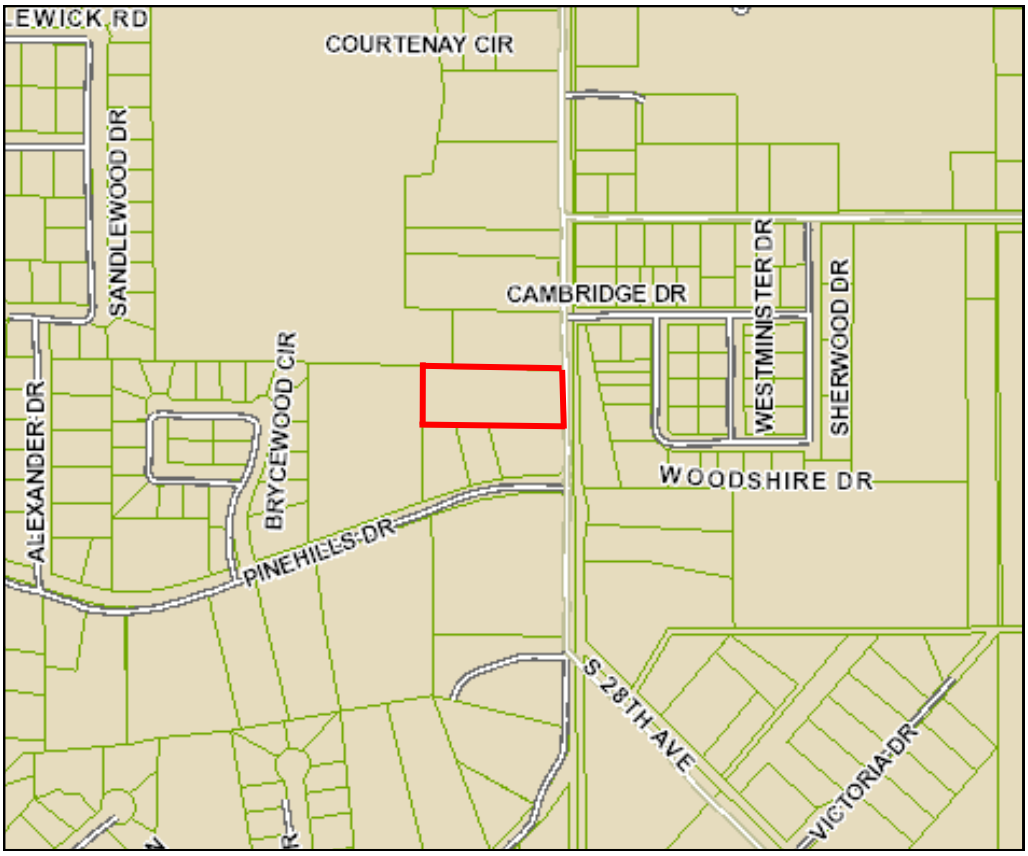

Zoning—R-1A

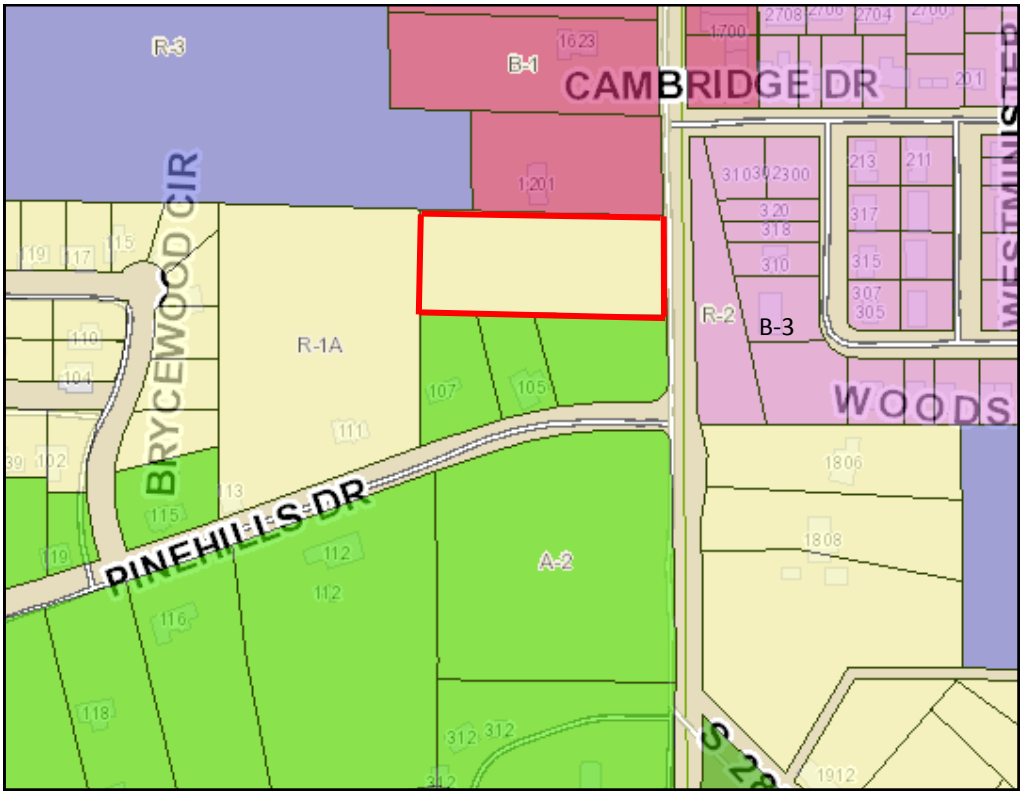

Site Aerial

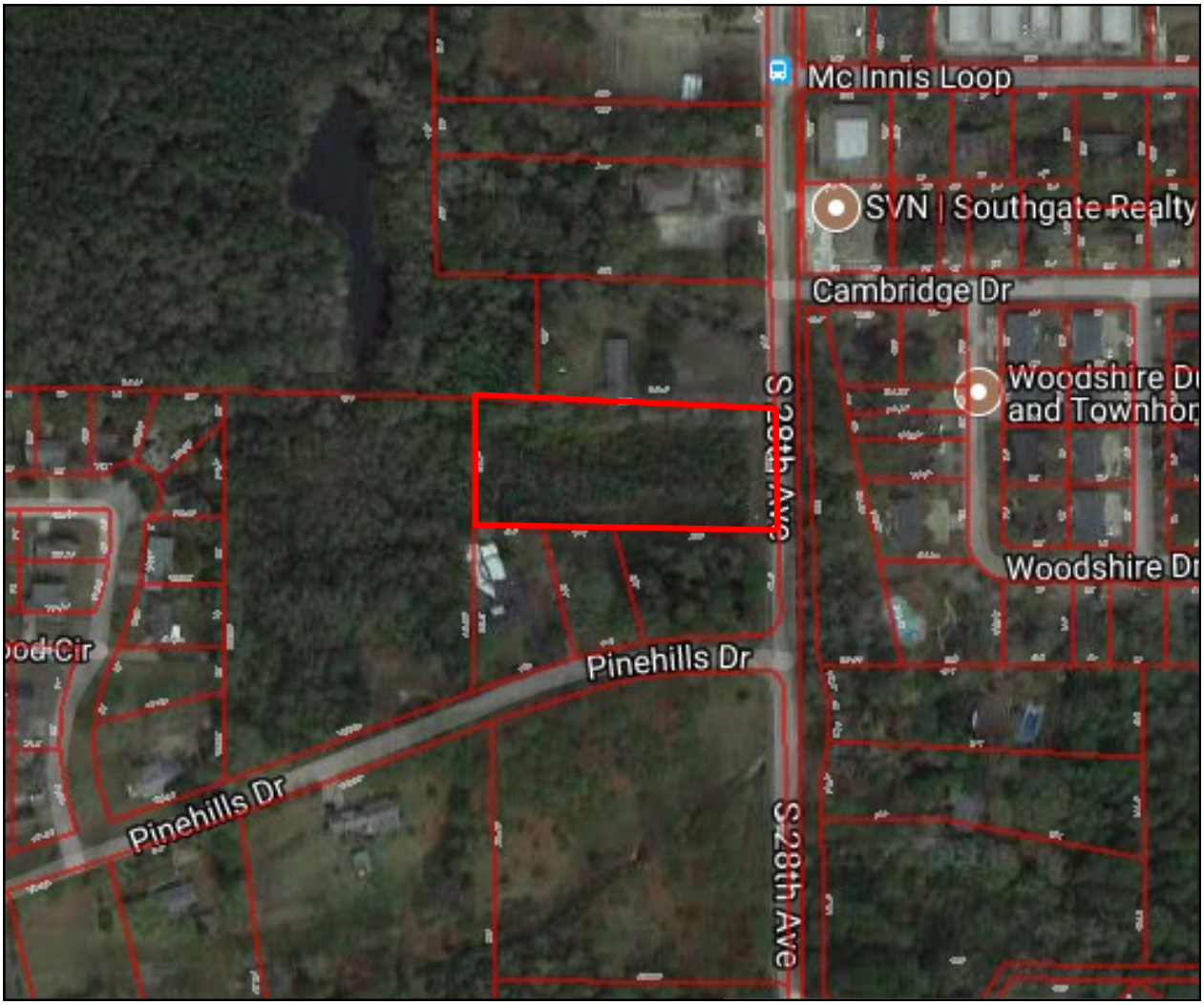
Mc Innis Loop
SVN | Southgate Realty
Cambridge Dr
Woodshire Du
and Townhor
Woodshire Dr
S 28th Ave
Pinehills Dr
Pinehills Dr
S 28th Ave

SURROUNDING AREA

Northern Direction: B-1 Professional Business and R-3 Multi-Family Residential

Southern Direction: A-2 Agricultural Residential

Eastern Direction: R-2 Two Family Residential

Western Direction: R-1A Single Family Residential

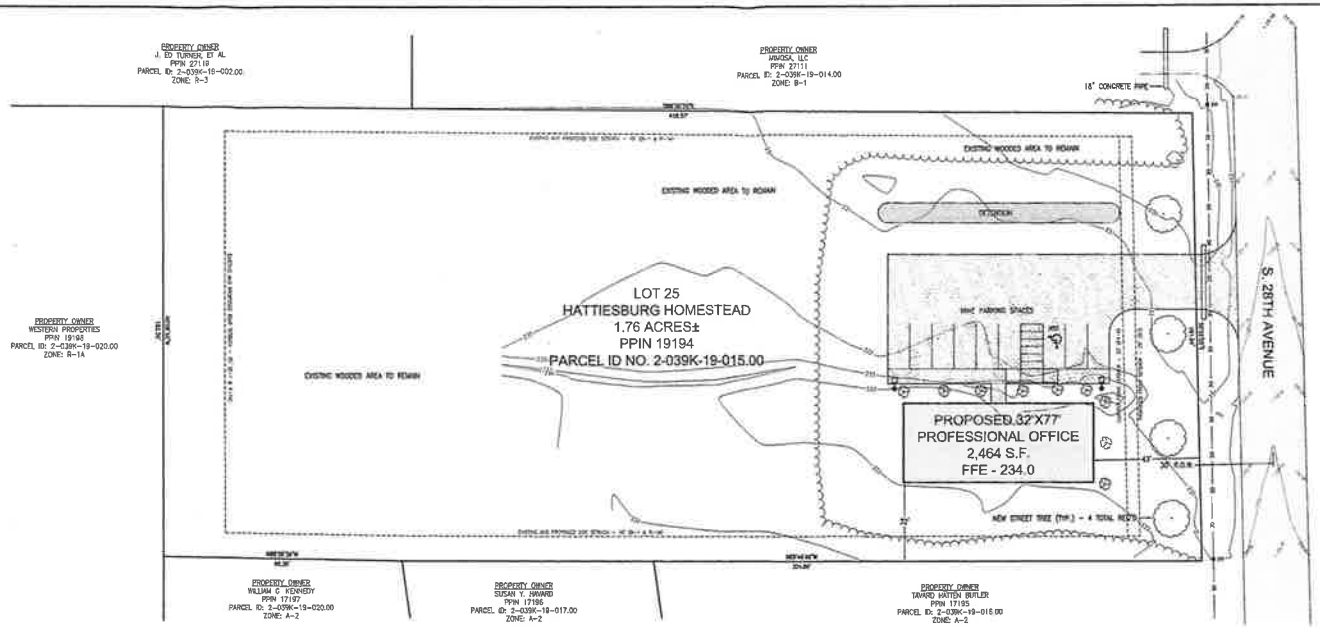

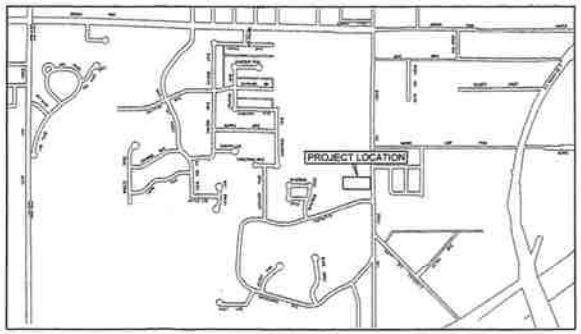

VICINITY MAP

PROJECT AERIAL VIEW

PROJECT INFORMATION:

1. CURRENT PROPERTY ZONE: R-1A
   PROPOSED PROPERTY ZONE: B-5
2. PROPOSED SITE USE: PROFESSIONAL OFFICE (FINANCIAL CONSULTING)
3. SITE IS LOCATED IN ZONE X - OUTSIDE THE 0.2% ANNUAL CHANCE FLOODPLAIN

GRAPHIC SCALE

1 INCH = 20 FEET

REVISIONS: NO.	DATE	DESCRIPTION

PREPARED FOR: **CHAD EDMONDSON**

PROJECT: **PROPOSED OFFICE BUILDING**
HATTIESBURG, MISSISSIPPI

DRAWING NAME: **CONCEPTUAL SITE PLAN**

PREPARED BY: EMS

DESIGNED BY: J.S.F.
CHECKED BY: C.J.
APPROVED BY: J.S.F.
DRAWING SCALE: 1" = 20'
DRAWING DATE: 5/18/17
DRAWING NO. 1 OF 1

Rezoning Information *(1 page)*

One of the following conditions must be met before a rezoning can be recommended.
Check the condition(s) most applicable to your request and explain in writing.

A. There is a material change in the circumstances and conditions of the neighborhood and area surrounding the petitioned property and there is a public need for the change in question, based on the Comprehensive Plan.

B. There is a mistake in the original zoning.

C. Annexation

Detailed explanation of condition(s) most applicable to your request: (Please print or type.)

Applicant proposes to rezone this parcel from its existing zoning of R-1A to B-1. The parcel faces South 28th Ave, a connector street with significant and increasing car traffic and other professional office uses. According to MDOT, South 28th Avenue has an average daily traffic count of 9,200 vehicles (2013 sample), as opposed to a traffic count of 450 vehicles (2014 sample) on Southaven Drive, the closest MDOT measurement location to this parcel with a surrounding use of R-1A zoning. Additional development on Highway 11 of medical office suggests that traffic count is continuing to increase from the 2013 sample as medical staff and patients increasingly utilize this important connecting street to travel between Forrest General Hospital, various Hattiesburg Clinic facilities, and Southern Bone and Joint.

Notably, this property is the only parcel zoned R-1A between Lincoln Avenue and Pinehills Drive. Excluding this property, 80% of the road frontage on the east and west sides of S 28th Avenue between Lincoln Avenue and Pinehills Drive is zoned either B-1, B-2, or B-3, and 9% is zoned multi-family (R-2 or R-3). There is only one other parcel in this section with a low density zoning, and it remains undeveloped. According to the City's 2008 Comprehensive Plan, S. 28th Avenue is already designated as a Neighborhood Business Corridor where B-1 uses are appropriate (pg 119). In addition, the eight parcels to its north, including the adjoining property, are all already zoned B-1.

Applicant intends to build a small, one story professional office building of approximately 2,500 square feet to be leased to Lee-Way Financial. Lee-Way Financial is an investment management firm that manages the wealth of approximately 60 families spread across 9 states. The building envisioned would be similar in scale, site layout, parking and massing to 1623 S 28th Ave, Dr. Virginia Tatum's dental office, which is two parcels north. Lee-Way Financial's business does not generate a significant amount of traffic nor does it operate late into the evening.

* Continued on the next page.

Rezoning Information *(1 page)*

One of the following conditions must be met before a rezoning can be recommended.
Check the condition(s) most applicable to your request and explain in writing.

A. There is a material change in the circumstances and conditions of the neighborhood and area surrounding the petitioned property and there is a public need for the change in question, based on the Comprehensive Plan.

B. There is a mistake in the original zoning.

C. Annexation

Detailed explanation of condition(s) most applicable to your request: (Please print or type.)

* continued from previous page

Applicant believes that this rezoning will help further multiple goals of Hattiesburg's 2008 Comprehensive Plan.

• Community Appearance. This parcel has taken on the appearance of an abandoned lot for the past several years with significant overgrowth of vegetation and litter. Rezoning will allow it to be developed into a landscaped and well maintained parcel that is clean and attractive to visitors and resident of Hattiesburg who utilize this important traffic corridor. Given the traffic counts on S. 28th Avenue, it is unlikely to be developed into an attractive single family home.

• Small Business Development. Lee-Way Financial is currently located west of the city limits on Highway 98. While there is significant new construction and office space available there, it has been unsuccessfully searching for over 18 months for suitable office space of about 1,500 square feet within the City limits. The lack of high quality office space in this size range is a significant deterrent for small businesses to locate and expand in Hattiesburg.

• Economy. Applicant currently projects it will spend approximately $250,000 for construction at the site, supplying work for local contractors and building material stores. Lee-Way's current office space does not have the room to hire additional employees, and it is hoping to expand operations once it relocates. This project will also increase the tax base of the city, providing needed real estate tax revenues to fund vital city services.

June 27, 2017

Planning Commission
City of Hattiesburg

Hattiesburg, MS 39403-1898

RE: 1711 S 28th Ave Rezoning

To Whom It May Concern:

This letter is to inform the Planning Commission and the Hattiesburg City Council that we support the efforts of Chad Edmonson to rezone his property on 28th Avenue to B-1 zoning from its current zoning of R-1A. Our entity, Mimosa LLC, owns a parcel of land joining Mr. Edmonson's parcel on his northern boundary. Mr. Edmonson's plan to build an office building facing 28th Avenue is in keeping with the current character of the neighborhood and should benefit all area property owners by turning what has recently been an overgrown lot into an attractive development.

Best,

Virginia Angelico Tatum

Dr. Virginia Angelico Tatum

RECEIVED
AUG 02 2017
BY:

June 27, 2017

Planning Commission
City of Hattiesburg
PO Box 1898
Hattiesburg, MS 39403-1898

RE: 1711 S 28th Ave Rezoning

To Whom It May Concern:

This letter is to inform the Planning Commission and the Hattiesburg City Council that we support the efforts of Chad Edmonson to rezone his property on 28th Avenue to B-1 zoning from its current zoning of R-1A. Our entity, Western Properties Inc., owns a parcel of land joining Mr. Edmonson's parcel on its western boundary. Mr. Edmonson's plan to build an office building facing 28th Avenue is in keeping with the current character of the neighborhood and should benefit all area property owners by turning what has recently been an overgrown lot into an attractive development.

Best,

Wesley Breland

RECEIVED
AUG 02 2017
BY:

SOUTHGATE REALTY, LLC

July 18, 2017

Planning Commission
City of Hattiesburg
PO Box 1898
Hattiesburg, MS 39403-1898

RE: 1711 S 28th Ave Rezoning

To Whom It May Concern:

This letter is to inform the Planning Commission and the Hattiesburg City Council that we support the efforts of Chad Edmonson to rezone his property on 28th Avenue to B-1 zoning from its current zoning of R-1A. Our entity, Custom Services Corporation, owns a parcel of land across 28th Avenue on the eastern boundary of Mr. Edmonson's parcel. Mr. Edmonson's plan to build an office building facing 28th Avenue is in keeping with the current character of the neighborhood and should benefit all area property owners by turning what has recently been an overgrown lot into an attractive development.

Regards,

Gene Carothers, CCIM

RECEIVED
AUG 02 2017
BY:

SVN | Southgate Realty, LLC
1700 S. 28th Ave, Suite C
Hattiesburg, MS 39402
P. 601.264.4622 | F. 601.599.2432
www.SouthgateRealtyLLC.com

All SVN® offices are independently owned and operated. ©2016 SVN International Corp. (SVNIC).
All Rights Reserved. SVN®, SPERRY VAN NESS®, and the SVN COMMERCIAL REAL ESTATE ADVISORS® Logos are registered service marks of SVNIC.

June 27, 2017

Planning Commission
City of Hattiesburg
PO Box 1898
Hattiesburg, MS 39403-1898

RE: 1711 S 28th Ave Rezoning

To Whom It May Concern:

This letter is to inform the Planning Commission and the Hattiesburg City Council that I support the efforts of Chad Edmonson to rezone his property on 28th Avenue to B-1 zoning from its current zoning of R-1A. The parcel of land where I live adjoins Mr. Edmonson's parcel on its northern boundary. Mr. Edmonson's plan to build an office building facing 28th Avenue is in keeping with the current character of the neighborhood and should benefit all area property owners by turning what has recently been an overgrown lot into an attractive development.

Best, William (Bill) Kennedy

William Kennedy

RECEIVED
AUG 02 2017
BY:

June 27, 2017

Planning Commission
City of Hattiesburg
PO Box 1898
Hattiesburg, MS 39403-1898

RE: 1711 S 28th Ave Rezoning

To Whom It May Concern:

This letter is to inform the Planning Commission and the Hattiesburg City Council that I support the efforts of Chad Edmonson to rezone his property on South 28th Avenue to B-1 zoning from its current zoning of R-1A. The parcel of land where I live adjoins Mr. Edmonson's parcel on my northern boundary.

Mr. Edmonson's plan to build an office building facing South 28th Avenue is in keeping with the current character of the neighborhood and should benefit all area property owners by turning what has recently been an overgrown lot into an attractive development.

Best,

Susan Havard Hatcher

Susan Havard Hatcher

RECEIVED
AUG 02 2017
BY:

PETITION

The undersigned hereby petitions the Hattiesburg Planning Commission to REJECT any application filed to rezone the property located at 1711 S. 28th Avenue from Residential to Professional Business.

The current application/petition filed for rezoning should be rejected for our following concerns:

Once rezoned, such rezoning can leave the property vulnerable for future uses not compatible with a residential neighborhood.

Commercial property use would add additional stress on an already overtaxed aging water and sewer system.

Commercial property use would add to additional traffic on 28th Avenue, which is already heavily traveled – and ingress and egress at that location would further traffic congestion and the potential for accidents. (A traffic signal at that location is unfeasible and untenable.)

Moreover, it should be noted that the residential neighborhood affected by this is of historical significance, as evidenced by the 1997 landmark plaque which states "Established in 1935 during the Great Depression and known as Hattiesburg Homestead. Originally had 25 small farms, each having a standardized house, fruit trees, and outbuildings. Some original buildings still stand. Large lots, abundant trees, quiet streets and rural atmosphere pay tribute to the unique heritage of the area."

Furthermore, there are no commercial properties in the Pine Hills area south of the Woodshire housing complex.

We respectfully request that the Planning Commission honor this petition and allow us to maintain the integrity of our neighborhood community.

August 2017

Joe Wily 300 pinehill Dr City

L. Clifton 111 Elaine Cir

Jim Morgan 112 Elaine Circle

(3)

RECEIVED
AUG 02 2017
BY:

PETITION TO REJECT REZONING OF 1711 S. 28TH AVENUE

Alison Taylor-Morgan	112 Elaine Circle Hattiesburg
Josh Fuller Josh	115 ELAINE CIR HATTIESBURG
Alicia R Stubbers	115 Elaine CIR Hattiesburg
Stephanie Hefta	229 Pinehills Dr
Doug Hefta	229 Pinehills Dr
Mrs Jeff A Anderson Sr.	
Nancy C. Bridges	107 Shady Lane
[illegible]	212 Pinehills Dr.
[illegible]	102 Melissa LN
Not [illegible]	106 Melissa Lane
Joe Harris	108 Melissa Lane
Brice Harris	108 Melissa Lane
Arcella Harris	108 Melissa Lane
Rylynn Harris	108 Melissa Lane.
Jamie Armstrong	111 Melissa Lane
[illegible]	209 Pinehills Dr
Mark Stuckelman	209 Pinehills Dr
[illegible]	109 Shady Lane
[illegible]	205 Pinehills Dr
[illegible]	205 Pinehills Dr
Jessica Boner	107 Melissa Lane Hattiesburg MS

21

RECEIVED
AUG 02 2017

PETITION TO REJECT REZONING OF 1711 S. 28TH AVENUE

[illegible] Young	235 Pinehills Dr	39402
[illegible]	106 Elaine Cir	39402
[illegible]	108 Elaine Cir	39402
Kathy Cousins	113 Elaine Circle	39402
Conrad Hill	227 Pinehills Dr	39402
William M. Murphey	219 Pinehills Dr.	39402
Hannah Stratos	219 Pinehills Dr	39402
Susanna Waley	103 Melissa Lane	39402
Lee Erro	105 Melissa Ln	39402
Mary Segrell	101 Shady Ln	39402
Elizabeth James	103 Shady Lane	39402
[illegible]	103 Shady Lane	39402
Cherrie Pope	110 Woodhaven Cir.	39402
[illegible]	104 Shady Lane	39402
Lonnie Lorenette	207 Pinehills Dr	39402
Elaine Lorenette	207 Pinehills Dr.	39402
Mark Kolvites	135 Pinehills Dr	39402
[illegible] Kolvites	135 Pinehills Dr.	39402
Amy Potter	129 Pinehills Dr	39402
Ken Wegman	125 Pinehills Dr.	39402
Elizabeth LaBeaud	123 Pinehills Dr	39402

21

RECEIVED
AUG 02 2017

PETITION

The undersigned hereby petitions the Hattiesburg Planning Commission to REJECT any application filed to rezone the property located at 1711 S. 28th Avenue from Residential to Professional Business.

The current application/petition filed for rezoning should be rejected for our following concerns:

Once rezoned, such rezoning can leave the property vulnerable for future uses not compatible with a residential neighborhood.

Commercial property use would add additional stress on an already overtaxed aging water and sewer system.

Commercial property use would add to additional traffic on 28th Avenue, which is already heavily traveled – and ingress and egress at that location would further traffic congestion and the potential for accidents. (A traffic signal at that location is unfeasible and untenable.)

Moreover, it should be noted that the residential neighborhood affected by this is of historical significance, as evidenced by the 1997 landmark plaque which states "Established in 1935 during the Great Depression and known as Hattiesburg Homestead. Originally had 25 small farms, each having a standardized house, fruit trees, and outbuildings. Some original buildings still stand. Large lots, abundant trees, quiet streets and rural atmosphere pay tribute to the unique heritage of the area."

Furthermore, there are no commercial properties in the Pine Hills area south of the Woodshire housing complex.

We respectfully request that the Planning Commission honor this petition and allow us to maintain the integrity of our neighborhood community.

August 2017

235 PINEHILLS

104 Elaine Circle

104 Elaine Circle

3

RECEIVED
AUG 02 2017

PETITION TO REJECT REZONING OF 1711 S. 28TH AVENUE

JOHN JACKSON 121 PINEHILLS DR.

Randy Anderson 301 PINEHILLS DR.

[illegible] 301 Pinehills Dr.

Joy Wiley 105 Shady Lane, Hattiesburg, MS 39402

Coleen Wiley 105 Shady Lane, Hattiesburg, MS

Jaculyn Wiley 300 Pinehills Dr. Hattiesburg, MS 39402

Joy Smithson 109 Brycewood Cir Hattiesburg MS 39402

Michael King 109 Brycewood Circle Hattiesburg, MS 39402

Alice McCann 113 Brycewood Cr

Ann Moore 115 Pinehills Dr. 39402

Bettie S Ross 116 Pinehills Drive 39402

Jetty Z Jefferson 1912 S 28 Ave Ext 39402

Shirley Jefferson 1912 S. 28th Ave. Ext 39402

Barbara W. Clark 100 Honeysuckle Dr. Hattiesburg 39402

Sally A. Morris 102 Honeysuckle Dr. " "

(13)

RECEIVED
AUG 02 2017
BY:

PETITION TO REJECT REZONING OF 1711 S. 28TH AVENUE

208 pinehills dr.

130 Pinehills Dr.

Kayla Stealman 130 Pinehills Dr

Ken Cavanaugh 126 Pinehills Dr.

David Butts 124 Pinehills Dr.

(5)

RECEIVED
AUG 02 2017
BY:

Prepared by: City of Hattiesburg
City Clerk's Office
P.O. Box 1898
Hattiesburg, MS 39403-1898
(601)545-4550

Return to: City of Hattiesburg
City Clerk's Office
P.O. Box 1898
Hattiesburg, MS 39403
(601)545-4550

INDEXING INSTRUCTIONS:

ORDINANCE NUMBER 3217

OF THE

CITY OF HATTIESBURG, MISSISSIPPI

AN ORDINANCE CHANGING AND AMENDING THE COMPREHENSIVE ZONING DISTRICT MAP, ADOPTED AS PART OF THE LAND DEVELOPMENT CODE ORDINANCE NO. 3209, AS AMENDED, OF THE CITY OF HATTIESBURG, MISSISSIPPI FOR A CERTAIN PROPERTY LOCATED AT 1711 S 28TH AVENUE (PARCEL 039K-19-015.00, PPIN 17194, WARD 3) FROM SECTION 4.5.3, R-1A (SINGLE FAMILY RESIDENTIAL) DISTRICT TO SECTION 4.5.8, B-1 (PROFESSIONAL BUSINESS) DISTRICT.

BE IT ORDAINED BY THE MAYOR AND COUNCIL OF THE CITY OF HATTIESBURG, MISSISSIPPI:

SECTION 1. That the Comprehensive Zoning District Map, adopted as part of the Comprehensive Zoning Ordinance No. 3209, as amended, of the City of Hattiesburg, Mississippi, be and the same is hereby changed and amended. The Hattiesburg Planning Commission recommended to APPROVE said change in zoning for the following reasons:

There is a material change in the circumstances and conditions of the neighborhood and area surrounding the petitioned property.

Said properties are described as follows:

A parcel of land located in Lot 25 of Hattiesburg Homestead, Forrest County, Mississippi, and being more particularly described as follows: Commence and begin at an iron pin set beside a metal pipe found marking the NW corner of said Lot 25; thence run South 89 degrees 30 minutes 25 seconds East for 418.57 feet to an iron pin set on the Western right-of-way line of South 28th Avenue; thence run South 00 degrees 59 minutes 08 seconds East along said Western right-of-way line for 181.94 feet to an iron

pin set; thence run North 89 degrees 44 minutes 49 seconds West for 324.86 feet to an iron pin found beside a fence corner; thence run North 88 degrees 58 minutes 39 seconds West for 96.38 feet to an iron pin found beside a fence corner; thence run North 00 degrees 08 minutes 52 seconds West for 182.36 feet back to the Point of Beginning. Said parcel contains 1.76 acres, more or less.

SECTION 2. Except as hereby expressly changed and amended, the aforesaid Comprehensive Zoning District Map and the Land Development Code Ordinance No. 3209, as amended, of said City of Hattiesburg, Mississippi, shall be and remain in full force and form as adopted.

SECTION 3. That this Ordinance take effect and be in force thirty (30) days from and after passage as provided by law.

The foregoing Ordinance having been reduced to writing, the same was introduced by Council member Delgado seconded by Council member Brown and was adopted by the following vote to-wit:

YEAS:	Georgedo Delgado Brown	NAYS:	Carroll Dryden

THE President thereby declared the motion carried and the foregoing Ordinance adopted and approved, this the 19th day of September A.D., 2017.

(S E A L)

ATTEST: ADOPTED:

CLERK OF COUNCIL PRESIDENT

THE above and foregoing Ordinance having been submitted to and approved by the Mayor, this the 19th day of September A.D., 2017.

ATTEST: APPROVED:

CITY CLERK MAYOR

City of Hattiesburg, MS

200 Forrest St.
P.O. Box 1898
Hattiesburg, MS 39401

Master

File Number: 2017-743

File ID:	2017-743	**Type:**	Ordinance	**Status:**	Passed
Version:	1	**Reference:**		**In Control:**	City Council
Requester:				**File Created:**	09/12/2017
Brief Title:	Land Development Code Text Amendment - Section 6, Table 6.1 B-5 Setbacks			**Final Action:**	09/19/2017
				Minute Book Number:	MB2017-399

Title:

Adopt an Ordinance amending a Land Development Code, Ord. No. 3209, as amended, Section 6, Table 6.1 B-5 from “Minimum front setback “0” feet and Maximum front setback “30” feet” to read: “Minimum front setback “30” feet and Maximum front setback “150” feet”. The Planning Commission voted to APPROVE on September 6, 2017.

Notes:			
		Agenda Date:	09/19/2017
Indexes:		**Agenda Number:**	V.-4
Sponsors:		**Enactment Date:**	
Attachments:	Ordinance - LDC Text Amend - B-5 Setback, Sept HPC BOA Minutes, Staff Summary - Text Amendment - B-5 Front Setbacks, LDC Text Amend - B-5 Setback, ORD#3218, executed Ordinance - LDC Text Amend - B-5 Setback	**Enactment Number:**	
Contact:		**Meeting Date:**	09/19/2017
Drafter:		**Effective Date:**	10/19/2017

History of Legislative File

Version:	Acting Body:	Date:	Action:	Sent To:	Due Date:	Return Date:	Result:
1	City Council	09/19/2017	Adopt				Pass

Action Text: A MOTION was made by Council Member Delgado and seconded by Council Member George to Adopt Ordinance Number 3218 amending the Land Development Code, Ord. No. 3209, as amended, Section 6, Table 6.1 B-5 from “Minimum front setback “0” feet and Maximum front setback “30” feet” to read: “Minimum front setback “30” feet and Maximum front setback “150” feet”. The Planning Commission voted to APPROVE on September 6, 2017.

Following discussion, the Motion received the affirmative vote of the Council as follows:

Yeas: 5 - George, Delgado, Carroll, Dryden and Brown

Nays: 0

Yea: 5 Council Member George
Council Member Delgado
Council President Carroll
Council Vice President Dryden
Council Member Brown

Text of Legislative File 2017-743

Title

Adopt an Ordinance amending a Land Development Code, Ord. No. 3209, as amended, Section 6, Table 6.1 B-5 from “Minimum front setback “0” feet and Maximum front setback “30” feet” to read: “Minimum front setback “30” feet and Maximum front setback “150” feet”. The Planning Commission voted to APPROVE on September 6, 2017.

Summary

Land Development Code Text Amendment - Section 6, Table 6.1 B-5 Setbacks

Budget Information

Expenditure Type

Purchasing Item

Publication Information

Prepared by: City of Hattiesburg
City Clerk's Office
P.O. Box 1898
Hattiesburg, MS 39403-1898
(601)545-4550

Return to: City of Hattiesburg
City Clerk's Office
P.O. Box 1898
Hattiesburg, MS 39403
(601)545-4550

INDEXING INSTRUCTIONS:

ORDINANCE NUMBER _____

OF THE

CITY OF HATTIESBURG, MISSISSIPPI

AN ORDINANCE AMENDING THE LAND DEVELOPMENT CODE, ORDINANCE NUMBER 3209, SECTION 6, TABLE 6.1 B-5 FRONT SETBACK FROM "MINIMUM FRONT SETBACK "0" FEET AND MAXIMUM FRONT SETBACK "30" TO READ: "MINIMUM FRONT SETBACK "30" FEET AND MAXIMUM FRONT SETBACK "150" FEET".

BE IT ORDAINED BY THE MAYOR AND COUNCIL OF THE CITY OF HATTIESBURG, MISSISSIPPI:

SECTION 1. That the Land Development Code, Ordinance Number 3209, of the City of Hattiesburg, Mississippi, Section 6, Table 6.1 B-5 front setbacks, be amended to read "Minimum front setback "30" feet and Maximum front setback "150" feet".

SECTION 2. Except as hereby expressly changed and amended, the aforesaid Land Development Code, Ordinance Number 3209, adopted February 21, 2017, of said City of Hattiesburg, Mississippi, shall be and remain in full force and form as adopted.

SECTION 3. That this Ordinance take effect and be in force thirty (30) days from and after passage as provided by law.

The foregoing Ordinance having been reduced to writing, the same was introduced by Councilmember _____, seconded by Councilmember _____, and was adopted by the following vote to-wit:

YEAS: NAYS:

THE President thereby declared the motion carried and the foregoing Ordinance adopted and approved, this the _____day of _____ A.D., 2017.

(S E A L)

ATTEST: ADOPTED:

_____ _____

CLERK OF COUNCIL PRESIDENT

THE above foregoing Ordinance having been submitted to and approved by the Mayor, this the _____day of _____ A.D., 2017.

ATTEST: APPROVED:

_____ _____

CITY CLERK MAYOR

MINUTES OF THE

REGULAR MEETING OF THE

HATTIESBURG PLANNING COMMISSION AND BOARD OF ADJUSTMENTS

September 6, 2017

The Hattiesburg Planning Commission and Board of Adjustments did meet in a regular session on September 6, 2017 at 1:00 p.m. at the Jackie Dole Community Center, 220 West Front Street, Hattiesburg, Mississippi. Dick Conville, Chairman, presided over the meeting. A quorum was indicated and the attendance was as follows:

Commissioners Present: Dick Conville, Chairman
Amy Hinton, Vice-Chairman
Judy Corts
Mark Miller
Jessie Wilson
Rebekah Ray
Paul Sims

Commissioners Absent: Sandra Thompson

Board Members Present: Dick Conville, Chairman
Amy Hinton, Vice-Chairman
Judy Corts
Mark Miller
Jessie Wilson
Rebekah Ray
Paul Sims

Board Members Absent: None

Also Present: Ginger Maddox, AICP, Planning Division Manager
Andrew Ellard, Director of Urban Development
Stephen Guthrie, Planner
Steve Mitchell, Building Official

Chairman Conville declared the meeting of the Hattiesburg Planning Commission and Board of Adjustments open and in session at 1:03 P.M.

INVOCATION

Chairman Conville held a moment of silence for the victims of Hurricane Harvey.

AGENDA REVIEW

There came the matter of the September 2017 Agenda. A request was made by Chairman Conville for a motion to approve the September 2017 Agenda. A motion was made to approve the September 2017 Agenda by Commissioner Corts and seconded by Commissioner Hinton.

Commissioners voting aye: Dick Conville, Chairman
Amy Hinton, Vice-Chairman
Judy Corts
Mark Miller
Jessie Wilson
Rebekah Ray
Paul Sims

Commissioners voting nay: None

Commissioners abstaining: None

MINUTES REVIEW

There came the matter of the August 2, 2017, minutes. A request was made by Chairman Conville for a motion to approve the August 2, 2017, minutes. A motion was made by Commissioner Wilson to approve the minutes and seconded by Commissioner Ray.

Commissioners voting aye: Dick Conville, Chairman
Amy Hinton, Vice-Chairman
Judy Corts
Mark Miller
Jessie Wilson
Rebekah Ray
Paul Sims

Commissioners voting nay: None

Commissioners abstaining: None

REPORTS

BUILDING REPORT

There came the matter of the Building Report. The Building Official Steve Mitchell discussed a new custom report from the building report software manager that is being developed for future reports.

PLANNING REPORT

There came the matter of the Planning Report by Ginger Maddox, Planning Division Manager. The new Director of Urban Development, Andrew Ellard was introduced as well as the two new Planning Commission and Board of Adjustment commissioners, Rebekah Ray PhD, and Paul Sims. All items from the August Planning Commission and Board of Adjustment meetings were appealed. At the August 22, 2017, City Council Meeting voted to set the appeal hearings for the following items: City's Comprehensive Plan 2008-2028, Tara Poole, text amendment; 314 Bay Street, Corey Arrington, rezoning request; 1711 S 28th Avenue, Chad Edmonson, rezoning request; the public hearing for these items will take place September 18, 2017.

CHAIRMAN'S REPORT

There came the matter of the Chairman's Report. There was none.

PUBLIC HEARING – PLANNING COMMISSION

Chairman Conville declared the Public Hearing open at 1:10 P.M. and read the rules and procedures of the hearing.

There came the matter of Item A (Text Amendment), filed by The City of Hattiesburg, as required in the Land Development Code, Ord. No. 3209, to consider an application to amend the Land Development Code, Section 6, Table 6.1 from "Minimum front setback "0" feet and Maximum front setback "30" to read: "Minimum front setback "30" feet and Maximum front setback "150" feet".

	Name	Address	City/State
Presented by:	City of Hattiesburg		
Proponents:	None		
Opponents:	None		

Chairman Conville declared the Public Hearing closed and the Business Meeting open to vote on the request. Commissioner Miller made a motion to approve the request for the text amendment to the Land Development Code, Ord. No. 3209, to consider an application to amend the Land Development Code, Section 6, Table 6.1 to read: "Minimum front setback "30" feet and Maximum front setback "150" feet". The motion was seconded by Commissioner Hinton.

Commissioners voting aye: Dick Conville, Chairman
Amy Hinton, Vice-Chairman
Judy Corts
Mark Miller
Jessie Wilson
Rebekah Ray
Paul Sims

Commissioners voting nay: None

Commissioners abstaining: None

PUBLIC HEARING – BOARD OF ADJUSTMENTS

There came the matter of Item A (Variance), filed by Fred Yeager, Applicant, on behalf of Prince McDougal, Regions Mortgage Operations Center, Representative, as required in the Land Development Code, Ord. No. 3209, to vary from Section 7.5.1.3 which states curb cuts shall be located directly opposite one another or separated by a minimum of 150 feet and instead allow a 100' separation between curb cuts across Lamar Boulevard for a variance of 50' for the property located at 5214 Lincoln Road (Parcel 055-15-029.00, PPIN 11770, Ward 3).

	Name	Address	City/State
Presented by:	Frederick Yeager - Representative	2625 5th Ave. N. Bldg. C	Bessemer, AL
Proponents:	Todd Jackson - Hattiesburg Convention Center	One Convention Center Plaza	Hattiesburg, MS
Opponents:	None		

Chairman Conville declared the Public Hearing closed and the Business Meeting open to vote on the request. Commissioner Miller made a motion to approve the request for a variance with the following criteria: that the special conditions and circumstances do not result from the actions of the applicant. The motion was seconded by Commissioner Hinton.

Commissioners voting aye: Dick Conville, Chairman
Amy Hinton, Vice-Chairman
Judy Corts
Mark Miller
Jessie Wilson

Rebekah Ray
Paul Sims

Commissioners voting nay: None

Commissioners abstaining: None

There came the matter of Item B (Rezone), filed by Fred Yeager, Applicant, on behalf of Prince McDougal, Regions Mortgage Operations Center, Representative, as required in the Land Development Code, Ord. No. 3209, to vary from Section 6, Table 6.1 states that the maximum front setback for a B-5 development is 30 feet and instead allow a setback of 142 feet, 4 inches for a variance of 112 feet 4 inches on the Lincoln Road façade and allow a setback of 45 feet 10 inches for a variance of 15 feet 10 inches on the Lamar Boulevard façade side for the property located at 5214 Lincoln Road (Parcel 055-15-029.00, PPIN 11770, Ward 3).

	Name	Address	City/State
Presented by:	Frederick Yeager - Representative	2625 5th Ave. N. Bldg. C	Bessemer, AL
Proponents:	None		
Opponents:	None		

Chairman Conville declared the Public Hearing closed and the Business Meeting open to vote on the request. Commissioner Hinton made a motion to approve the request for variance with the following criteria: that literal interpretation of the provisions of this code would deprive the applicant of rights commonly enjoyed by other properties in the same district under the terms of this code; that the special conditions and circumstances do not result from the actions of the applicant; that granting the variance requested will not confer on the applicant any special privilege that is denied by this code to other lands, structures, or buildings in the same district. The motion was seconded by Commissioner Wilson.

Commissioners voting aye: Dick Conville, Chairman
Amy Hinton, Vice-Chairman
Judy Corts
Mark Miller
Jessie Wilson
Rebekah Ray
Paul Sims

Commissioners voting nay: None

Commissioners abstaining: None

BUSINESS MEETING

There being no further business, the meeting was adjourned at 1:50 PM. Commissioner Hinton made a motion to adjourn the meeting. The motion was seconded at Commissioner Wilson.

_____
Dick Conville, Chairman

_____
Ginger Maddox, AICP, CFM, Planning Division Manager

Planning Commission
Case Fact Sheet

Applicant: City of Hattiesburg

Request: To consider an application to amend the Land Development Code, Section 6, Table 6.1 from "Minimum front setback "0" feet and a max front setback "30" to read: "Minimum front setback "30" feet and a max front setback "150".

Applicable Regulations: Section 6 Dimensional Standards and Measurements, Table 6.1 Dimensional Standards

Table 6.1 Dimensional Standards

District	Minimum Lot Size in SF/ Width at Setback	Max. Dwelling Units	Max. Floor Area Ratio	Setbacks in feet				Max. Height*	Max. Impervious Surface Lot Coverage	Buffer in Feet
				Min. Front	Max. Front	Min. Side	Min. Rear			
B-5	No minimum/ 100	-	1.50	0	30	0 or 10	0	72 feet or 6 stories	90%	50

Letters or Concerns stated: The Planning Division Office has not received any letters or other written communications relative to this case as of August 21, 2017.

History / Background:

The City of Hattiesburg is requesting the B-5 front setback language be corrected to a more standard commercial setback requirement which better fits the pattern of commercial development seen in Hattiesburg. The City of Hattiesburg is proposing the following language: “Minimum front setback “30” feet and Maximum front setback “150“ feet.

The setback as written now hinders traditional regional business development and does not follow the pattern of development established along regional corridors in the City of Hattiesburg.

Additionally, the 0’-30’ setback was not the intended front setback for this type of commercial zoning. A letter of support from the author of the code is included in this report.

Basis for Approval:

Recommend **APPROVAL** or **DENIAL** of the request to amend the Land Development Code, Section 6, Table 6.1 from “Minimum front setback “0” feet and Maximum front setback “30” to read: “Minimum front setback “30” feet and Maximum front setback “150“ feet.

FORM HPC 4

Date: August 14, 2017

HATTIESBURG PLANNING COMMISSION (HPC)
PUBLIC HEARING APPLICATION
REQUEST TO AMEND TEXT OF LAND DEVELOPMENT CODE, ORDINANCE NO. 3209

********** **********

PLEASE PRINT APPLICATION

1. APPLICANT:
   Name: City of Hattiesburg
   Mailing Address: Post Office Box 1898, Hattiesburg, MS 39403
   Telephone: 601-545-4599
   Represented by: Ginger Maddox, Planning Division Manager, Dept. Of Urban Development

2. TEXT TO BE AMENDED:
   SECTION NO(S).: Section 6, Table 6.1

3. SUMMARY OF AMENDMENT: To amend the Land Development Code, Section 6, Table 6.1 from "Minimum front setback "0" feet and Maximum front setback "30" to read: "Minimum front setback "30" feet and Maximum front setback "150" feet.

APPROVED BY: _____ DATE: 8-14-17
Urban Development Department Representative

FILED
AUG 2 2 2017
CITY CLERK
BY _____
DEPUTY CLERK

10

Maddox, Ginger

From: Robert Barber <Bob@orionplanningdesign.com>
Sent: Tuesday, August 15, 2017 4:47 PM
To: Maddox, Ginger
Subject: Proposed Amendment

Ginger,

In response to our recent conversation about setbacks reflected in the B-5 zone in the Hattiesburg Land Development Code, it is my opinion that the current setbacks are in error. Given that the B-5 zone is intended to accommodate larger retail buildings that are heavily auto oriented, the setbacks should reflect a range of 30' minimum and 150' maximum rather than the current 0' minimum and 30' maximum. Adjustment of the code is entirely justified and in order. Let me know if we need to discuss further.

ORION
PLANNING+DESIGN
Robert L. Barber
FAICP, Partner
919 Getwell Road
Hernando, MS 38632
901-268-7566
Bob@OrionPlanningDesign.com
Boulder, CO
Helena, MT
Hernando, MS
Huntsville, AL
San Diego, CA
Sheridan, WY
St. Simons Island, GA

11

Prepared by: City of Hattiesburg
City Clerk's Office
P.O. Box 1898
Hattiesburg, MS 39403-1898
(601)545-4550

Return to: City of Hattiesburg
City Clerk's Office
P.O. Box 1898
Hattiesburg, MS 39403
(601)545-4550

INDEXING INSTRUCTIONS:

ORDINANCE NUMBER 3218

OF THE

CITY OF HATTIESBURG, MISSISSIPPI

AN ORDINANCE AMENDING THE LAND DEVELOPMENT CODE, ORDINANCE NUMBER 3209, SECTION 6, TABLE 6.1 B-5 FRONT SETBACK FROM "MINIMUM FRONT SETBACK "0" FEET AND MAXIMUM FRONT SETBACK "30" TO READ: "MINIMUM FRONT SETBACK "30" FEET AND MAXIMUM FRONT SETBACK "150" FEET".

BE IT ORDAINED BY THE MAYOR AND COUNCIL OF THE CITY OF HATTIESBURG, MISSISSIPPI:

SECTION 1. That the Land Development Code, Ordinance Number 3209, of the City of Hattiesburg, Mississippi, Section 6, Table 6.1 B-5 front setbacks, be amended to read "Minimum front setback "30" feet and Maximum front setback "150" feet".

SECTION 2. Except as hereby expressly changed and amended, the aforesaid Land Development Code, Ordinance Number 3209, adopted February 21, 2017, of said City of Hattiesburg, Mississippi, shall be and remain in full force and form as adopted.

SECTION 3. That this Ordinance take effect and be in force thirty (30) days from and after passage as provided by law.

The foregoing Ordinance having been reduced to writing, the same was introduced by Councilmember Delgado, seconded by Councilmember George, and was adopted by the following vote to-wit:

YEAS: George
Delgado
Carroll
Dryden
Brown

NAYS: None

THE President thereby declared the motion carried and the foregoing Ordinance adopted and approved, this the 19th day of September A.D., 2017.

(S E A L)

ATTEST:

CLERK OF COUNCIL

ADOPTED:

PRESIDENT

THE above foregoing Ordinance having been submitted to and approved by the Mayor, this the 19th day of September A.D., 2017.

ATTEST:

CITY CLERK

APPROVED:

MAYOR

City of Hattiesburg, MS

200 Forrest St.
P.O. Box 1898
Hattiesburg, MS 39401

Master

File Number: 2017-725

File ID:	2017-725	**Type:**	Regular Agenda Item	**Status:**	Passed
Version:	1	**Reference:**		**In Control:**	City Council
Requester:	Ginger Maddox			**File Created:**	09/11/2017
Brief Title:	5214 Lincoln Road - Variance - Curb Cut			**Final Action:**	09/19/2017
				Minute Book Number:	MB2017-399-400

Title: APPROVE or DENY a petition filed by Fred Yeager, Applicant, on behalf of Prince McDougal, Regions Mortgage Operations Center, Representative, to request a variance from Section 7.5.1.3, which states curb cuts shall be located directly opposite one another or separated by a minimum of 150 feet and instead allow a 100' separation between curb cuts across Lamar Boulevard for a variance of 50' for the property located at 5214 Lincoln Road (Parcel 055-15-029.00, PPIN 11770, Ward 3). The Planning Commission recommended to APPROVE on September 6, 2017.

Notes:			
		Agenda Date:	09/19/2017
Indexes:		**Agenda Number:**	V.-5
Sponsors:		**Enactment Date:**	
Attachments:	Sept HPC BOA Minutes, Staff Summary -Regions - Curb Cut, Image Sheet - Regions - Curb Cut, Driveway Exhibit 2017.0818, Regions Drive Alignment App, Hattiesburg City Limits with Site, Regions Site with Contractor Drives	**Enactment Number:**	
Contact:		**Meeting Date:**	09/19/2017
Drafter:		**Effective Date:**	10/04/2017

History of Legislative File

Version:	Acting Body:	Date:	Action:	Sent To:	Due Date:	Return Date:	Result:
1	City Council	09/19/2017	Approve				Pass

Action Text: A MOTION was made by Council Vice President Dryden and seconded by Council Member Brown to APPROVE a petition filed by Fred Yeager, Applicant, on behalf of Prince McDougal, Regions Mortgage Operations Center, Representative, to request a variance from Section 7.5.1.3, which states curb cuts shall be located directly opposite one another or separated by a minimum of 150 feet and instead allow a 100' separation between curb cuts across Lamar Boulevard for a variance of 50' for the property located at 5214 Lincoln Road (Parcel 055-15-029.00, PPIN 11770, Ward 3). The Planning Commission recommended to APPROVE on September 6, 2017.

There being no discussion, the Motion received the affirmative vote of the Council as follows:

Yeas: 5 - George, Delgado, Carroll, Dryden and Brown

Nays: 0

Yea: 5 Council Member George
Council Member Delgado
Council President Carroll
Council Vice President Dryden
Council Member Brown

Text of Legislative File 2017-725

Title

APPROVE or DENY a petition filed by Fred Yeager, Applicant, on behalf of Prince McDougal, Regions Mortgage Operations Center, Representative, to request a variance from Section 7.5.1.3, which states curb cuts shall be located directly opposite one another or separated by a minimum of 150 feet and instead allow a 100' separation between curb cuts across Lamar Boulevard for a variance of 50' for the property located at 5214 Lincoln Road (Parcel 055-15-029.00, PPIN 11770, Ward 3). The Planning Commission recommended to APPROVE on September 6, 2017.

Summary

5214 Lincoln Road - Variance - Curb Cut

Budget Information

Expenditure Type

Purchasing Item

Publication Information

MINUTES OF THE

REGULAR MEETING OF THE

HATTIESBURG PLANNING COMMISSION AND BOARD OF ADJUSTMENTS

September 6, 2017

The Hattiesburg Planning Commission and Board of Adjustments did meet in a regular session on September 6, 2017 at 1:00 p.m. at the Jackie Dole Community Center, 220 West Front Street, Hattiesburg, Mississippi. Dick Conville, Chairman, presided over the meeting. A quorum was indicated and the attendance was as follows:

Commissioners Present: Dick Conville, Chairman
Amy Hinton, Vice-Chairman
Judy Corts
Mark Miller
Jessie Wilson
Rebekah Ray
Paul Sims

Commissioners Absent: Sandra Thompson

Board Members Present: Dick Conville, Chairman
Amy Hinton, Vice-Chairman
Judy Corts
Mark Miller
Jessie Wilson
Rebekah Ray
Paul Sims

Board Members Absent: None

Also Present: Ginger Maddox, AICP, Planning Division Manager
Andrew Ellard, Director of Urban Development
Stephen Guthrie, Planner
Steve Mitchell, Building Official

Chairman Conville declared the meeting of the Hattiesburg Planning Commission and Board of Adjustments open and in session at 1:03 P.M.

INVOCATION

Chairman Conville held a moment of silence for the victims of Hurricane Harvey.

AGENDA REVIEW

There came the matter of the September 2017 Agenda. A request was made by Chairman Conville for a motion to approve the September 2017 Agenda. A motion was made to approve the September 2017 Agenda by Commissioner Corts and seconded by Commissioner Hinton.

Commissioners voting aye: Dick Conville, Chairman
Amy Hinton, Vice-Chairman
Judy Corts
Mark Miller
Jessie Wilson
Rebekah Ray
Paul Sims

Commissioners voting nay: None

Commissioners abstaining: None

MINUTES REVIEW

There came the matter of the August 2, 2017, minutes. A request was made by Chairman Conville for a motion to approve the August 2, 2017, minutes. A motion was made by Commissioner Wilson to approve the minutes and seconded by Commissioner Ray.

Commissioners voting aye: Dick Conville, Chairman
Amy Hinton, Vice-Chairman
Judy Corts
Mark Miller
Jessie Wilson
Rebekah Ray
Paul Sims

Commissioners voting nay: None

Commissioners abstaining: None

REPORTS

BUILDING REPORT

There came the matter of the Building Report. The Building Official Steve Mitchell discussed a new custom report from the building report software manager that is being developed for future reports.

PLANNING REPORT

There came the matter of the Planning Report by Ginger Maddox, Planning Division Manager. The new Director of Urban Development, Andrew Ellard was introduced as well as the two new Planning Commission and Board of Adjustment commissioners, Rebekah Ray PhD, and Paul Sims. All items from the August Planning Commission and Board of Adjustment meetings were appealed. At the August 22, 2017, City Council Meeting voted to set the appeal hearings for the following items: City's Comprehensive Plan 2008-2028, Tara Poole, text amendment; 314 Bay Street, Corey Arrington, rezoning request; 1711 S 28th Avenue, Chad Edmonson, rezoning request; the public hearing for these items will take place September 18, 2017.

CHAIRMAN'S REPORT

There came the matter of the Chairman's Report. There was none.

PUBLIC HEARING – PLANNING COMMISSION

Chairman Conville declared the Public Hearing open at 1:10 P.M. and read the rules and procedures of the hearing.

There came the matter of Item A (Text Amendment), filed by The City of Hattiesburg, as required in the Land Development Code, Ord. No. 3209, to consider an application to amend the Land Development Code, Section 6, Table 6.1 from "Minimum front setback "0" feet and Maximum front setback "30" to read: "Minimum front setback "30" feet and Maximum front setback "150" feet".

	Name	Address	City/State
Presented by:	City of Hattiesburg		
Proponents:	None		
Opponents:	None		

Chairman Conville declared the Public Hearing closed and the Business Meeting open to vote on the request. Commissioner Miller made a motion to approve the request for the text amendment to the Land Development Code, Ord. No. 3209, to consider an application to amend the Land Development Code, Section 6, Table 6.1 to read: "Minimum front setback "30" feet and Maximum front setback "150" feet". The motion was seconded by Commissioner Hinton.

Commissioners voting aye: Dick Conville, Chairman
Amy Hinton, Vice-Chairman
Judy Corts
Mark Miller
Jessie Wilson
Rebekah Ray
Paul Sims

Commissioners voting nay: None

Commissioners abstaining: None

PUBLIC HEARING – BOARD OF ADJUSTMENTS

There came the matter of Item A (Variance), filed by Fred Yeager, Applicant, on behalf of Prince McDougal, Regions Mortgage Operations Center, Representative, as required in the Land Development Code, Ord. No. 3209, to vary from Section 7.5.1.3 which states curb cuts shall be located directly opposite one another or separated by a minimum of 150 feet and instead allow a 100' separation between curb cuts across Lamar Boulevard for a variance of 50' for the property located at 5214 Lincoln Road (Parcel 055-15-029.00, PPIN 11770, Ward 3).

	Name	Address	City/State
Presented by:	Frederick Yeager - Representative	2625 5th Ave. N. Bldg. C	Bessemer, AL
Proponents:	Todd Jackson - Hattiesburg Convention Center	One Convention Center Plaza	Hattiesburg, MS
Opponents:	None		

Chairman Conville declared the Public Hearing closed and the Business Meeting open to vote on the request. Commissioner Miller made a motion to approve the request for a variance with the following criteria: that the special conditions and circumstances do not result from the actions of the applicant. The motion was seconded by Commissioner Hinton.

Commissioners voting aye: Dick Conville, Chairman
Amy Hinton, Vice-Chairman
Judy Corts
Mark Miller
Jessie Wilson

Rebekah Ray
Paul Sims

Commissioners voting nay: None

Commissioners abstaining: None

There came the matter of Item B (Rezone), filed by Fred Yeager, Applicant, on behalf of Prince McDougal, Regions Mortgage Operations Center, Representative, as required in the Land Development Code, Ord. No. 3209, to vary from Section 6, Table 6.1 states that the maximum front setback for a B-5 development is 30 feet and instead allow a setback of 142 feet, 4 inches for a variance of 112 feet 4 inches on the Lincoln Road façade and allow a setback of 45 feet 10 inches for a variance of 15 feet 10 inches on the Lamar Boulevard façade side for the property located at 5214 Lincoln Road (Parcel 055-15-029.00, PPIN 11770, Ward 3).

	Name	Address	City/State
Presented by:	Frederick Yeager - Representative	2625 5th Ave. N. Bldg. C	Bessemer, AL
Proponents:	None		
Opponents:	None		

Chairman Conville declared the Public Hearing closed and the Business Meeting open to vote on the request. Commissioner Hinton made a motion to approve the request for variance with the following criteria: that literal interpretation of the provisions of this code would deprive the applicant of rights commonly enjoyed by other properties in the same district under the terms of this code; that the special conditions and circumstances do not result from the actions of the applicant; that granting the variance requested will not confer on the applicant any special privilege that is denied by this code to other lands, structures, or buildings in the same district. The motion was seconded by Commissioner Wilson.

Commissioners voting aye: Dick Conville, Chairman
Amy Hinton, Vice-Chairman
Judy Corts
Mark Miller
Jessie Wilson
Rebekah Ray
Paul Sims

Commissioners voting nay: None

Commissioners abstaining: None

BUSINESS MEETING

There being no further business, the meeting was adjourned at 1:50 PM. Commissioner Hinton made a motion to adjourn the meeting. The motion was seconded at Commissioner Wilson.

_____
Dick Conville, Chairman

_____
Ginger Maddox, AICP, CFM, Planning Division Manager

Board of Adjustments
Case Fact Sheet

Property Applicant: Fred Yeager, Applicant
Property Owner: Prince McDougal, Regions Mortgage Operations Center

Address of Properties:	**Tax Parcels**	**PPIN:**	**Ward:**
5214 Lincoln Road	055-15-029.00	11770	3

Request: **Variance**

Purpose of Request: To consider an application to vary from Section 7.5.1.3 which states curb cuts shall be located directly opposite one another or separated by a minimum of 150 feet and instead allow a 100' separation between curb cuts across Lamar Boulevard for a variance of 50' for the property located at 5214 Lincoln Road.

Applicant Summary: See Attached

Applicable Regulations: **7.5 Parking and Traffic Circulation 7.5.1 Curb Cuts**
7.5.1.3. Curb cuts shall be located directly opposite one another or separated by a minimum of 150 fifty feet.

Present Zoning: This parcel is currently zoned B-5 (Regional Business).

Present Use: Undeveloped

Surrounding Zoning and Land Use:
North: B-5 (Regional Business) District/Vacant
South: Outside of City Limits / Residential
East: B-5 (Regional Business) District/Commercial
West: Outside of City Limits / Residential

Most Nearly Bounded By (streets): This parcel is accessible from the South by Lincoln Road, the East by Lamar Boulevard. It is bounded to the West by Hegwood Road and the North by Highway 98.

Letters or Concerns stated: The Planning Division Office has not received any letters or other written communications relative to this case as of August 21, 2017

History / Background: The purpose of this regulation (7.5.1.3.) is to minimize the number of intersections created by private curb cuts for driver safety. The property across Lamar Blvd. was developed prior to the adoption of the current LDC. The placement of the Region's entrances/exits either align with an existing curb cut where possible or are placed as far from the intersection of Lamar Blvd and Lincoln Rd. to accommodate safe traffic movements.

Basis for Approval: That special conditions and circumstances **(do / do not)** exist which are peculiar to the land, structure, or building involved and which are not applicable to other lands, structures, or buildings in the same district;

That literal interpretation of the provisions of this Code **(would / would not)** deprive the applicant of rights commonly enjoyed by other properties in the same district under the terms of this Code;

That the special conditions and circumstances **(do / do not)** result from the actions of the applicant;

That granting the variance requested **(will / will not)** confer on the applicant any special privilege that is denied by this Code to other lands, structures, or buildings in the same district.

SUBJECT PARCEL:
5214 Lincoln Road

Fred Yeager, Applicant

Prince McDougal, Representative, Regions Mortgage Operations Center

The applicant request to vary from Sections 7.5.1.3 curb cut variance which states curb cuts shall be located directly opposite one another or separated by a minimum of 150 feet and instead allow a 100' separation between curb cuts across Lamar Boulevard for a variance of 50' for the property located at 5214 Lincoln Road (Parcel 055-15-029.00, PPIN 11770, Ward 3).

Vicinity Map—Ward 3

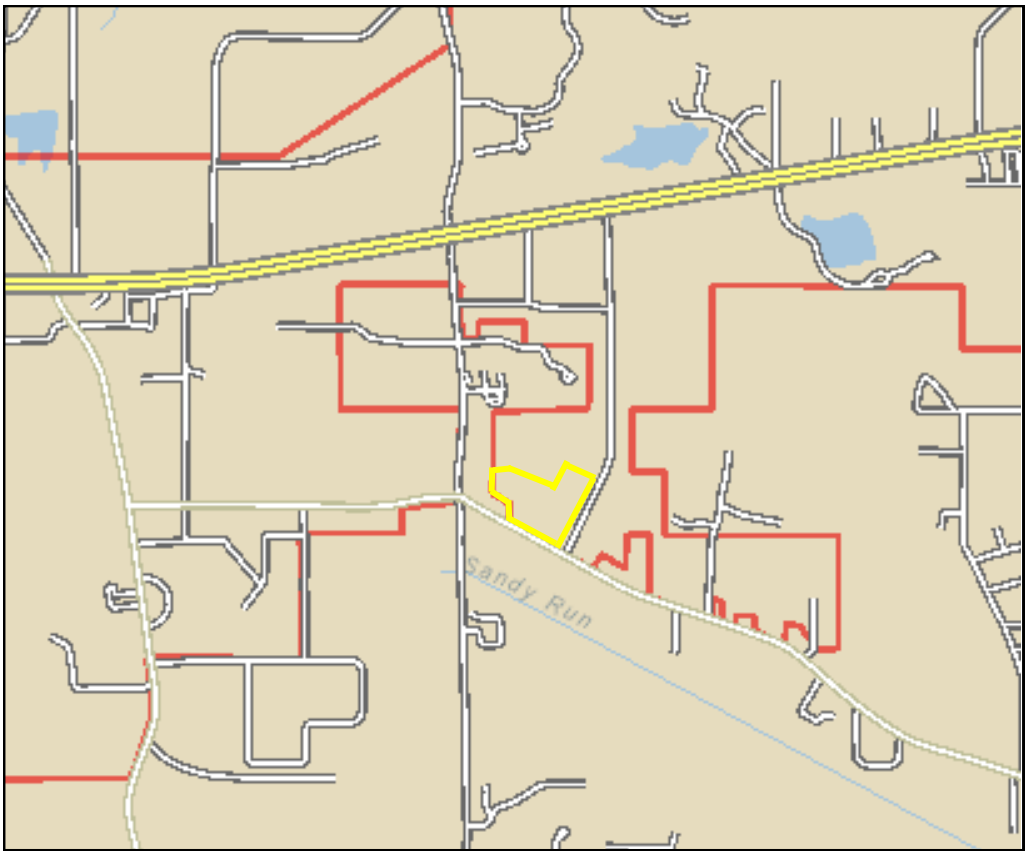

Zoning—B-5

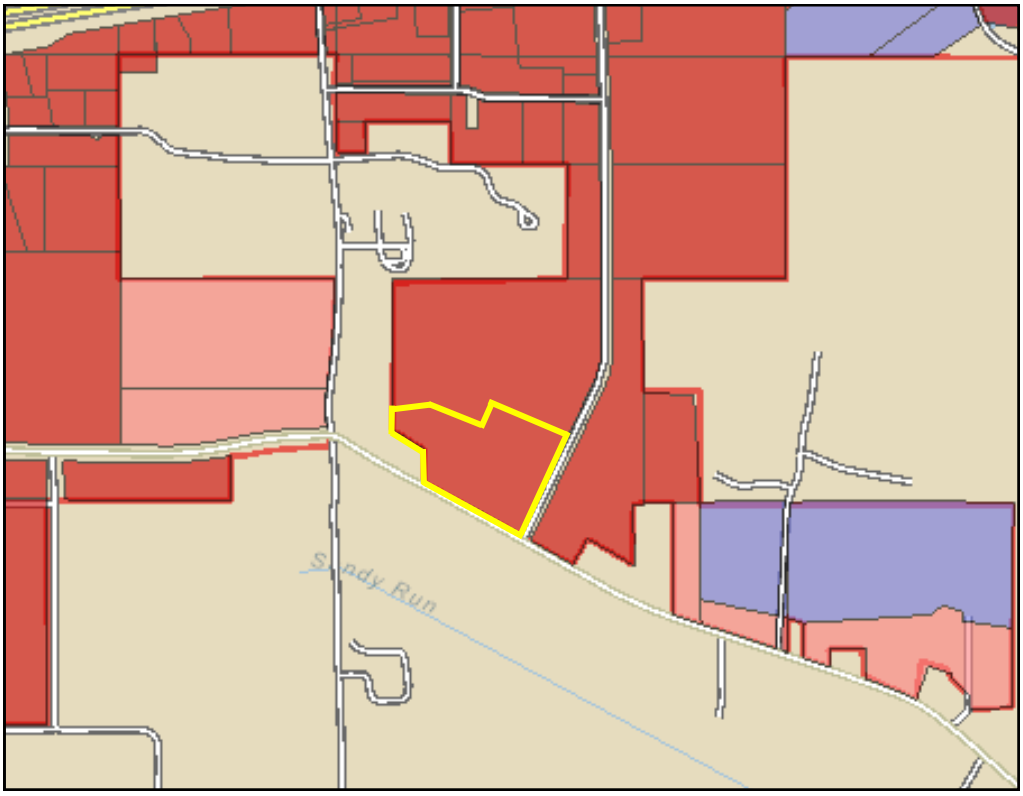

Site Aerial

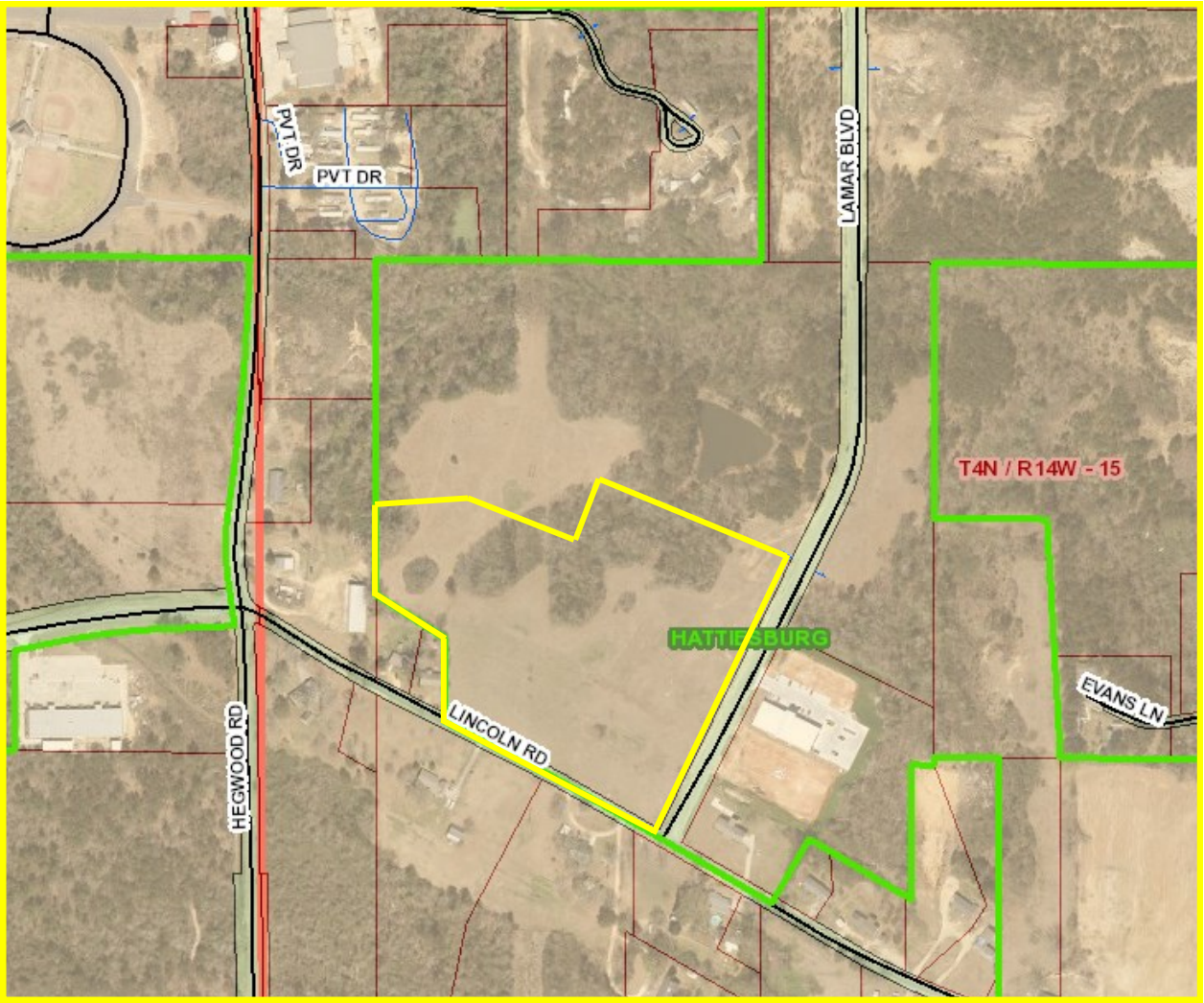
PVT DR
PVT DR
LAMAR BLVD
T4N / R14W - 15
HATTIESBURG
EVANS LN
LINCOLN RD
HEGWOOD RD

SURROUNDING AREA

Northern Direction: B-5 (Regional Business) District/Vacant

Southern Direction: Residential land located outside of City Limits

Eastern Direction: B-5 (Regional Business) District/Commercial

Western Direction: Residential land located outside of City Limits

Adjacent curb cuts:

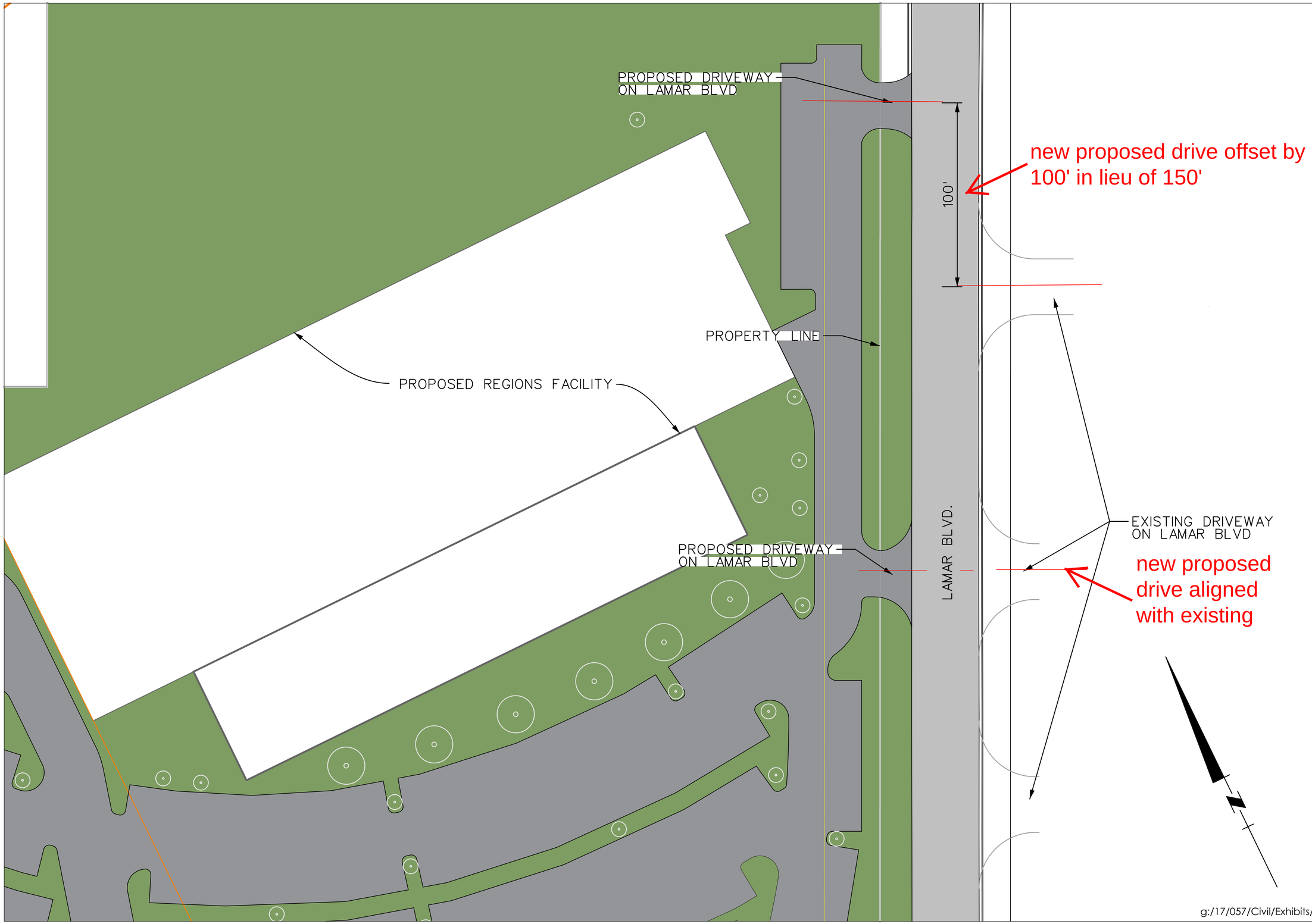

Copyright © 2017 Walter Schoel Engineering Company, Inc.

SCHOEL
Consulting Engineers
Civil
Surveying
Environmental
Water Resources
High Definition
Surveying
1001 22nd Street South
Birmingham, Alabama 35205
205.323.6166

GIATTINA AYCOCK
ARCHITECTURE STUDIO INC.
1827 FIRST AVENUE NORTH, SUITE 100
BIRMINGHAM, AL 35203
PO BOX 55488 AL 35255
P: 205.933.9060 FAX: 205.939.1096

REGIONS HATTIESBURG DRIVEWAY EXHIBIT

DATE: 7-20-2017
SCALE: 1"= 50'

Variance Information *(1 page)*

Note: No nonconforming use of neighboring lands, structures, or buildings in the same district, and no permitted or nonconforming use of lands, structures, or buildings in other districts shall be considered grounds for the issuance of a variance.

1. List reasons why you feel that the property could not be reasonably used without the requested variance: A service entry is a requirement for this type of project along with 3 sides of building accessible by fire truck. This is accomplished only by a looped secondary drive that is separated from the heavy employee traffic to and from building on a daily basis.

2. All of the following conditions must be met before a variance can be recommended. Explain and justify your proposal's compliance with each condition:

   a. That special conditions and circumstances exist which are peculiar to the land, structure, or building involved and which are not applicable to other lands, structures, or buildings in the same district.

   The special condition is that the across Lamar Blvd. business was granted 3 entrances within a short distance of each other. Our project can easily match across street for one, but impossible to be 150 feet away from others.

   b. That literal interpretation of the provisions of this Code would deprive the applicant of rights commonly enjoyed by other properties in the same district under the terms of this Code.

   Literal interpretation for having drives align across street from each other is good, however in this case the across street drives for the main business operations are not involved for either businesses.

   c. That the special conditions and circumstances do not result from the actions of the applicant.

   The circumstances result from a adjacent business that was granted 3 entry drives within a short distance of each other and were granted prior to the more stringent requirements of the recently adopted development code.

   d. That granting the variance requested will not confer on the applicant any special privilege that is denied by this Code to other lands, structures, or buildings in the same district.

   This is not a special privilege but a necessity for this building to operate.

RECEIVED JUL 24 2017

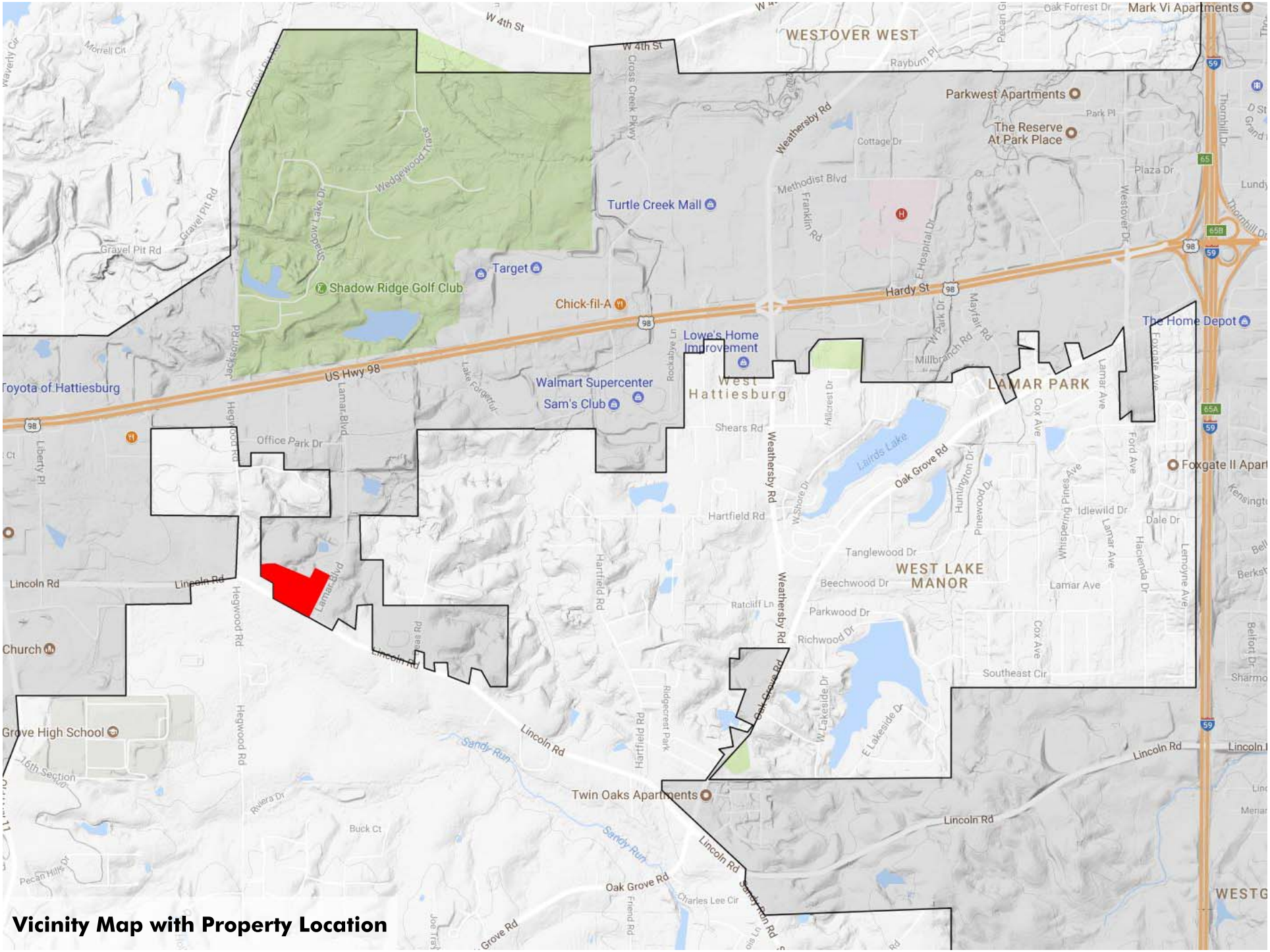

Vicinity Map with Property Location

Driveway Alignment Across Lamar

City of Hattiesburg, MS

200 Forrest St.
P.O. Box 1898
Hattiesburg, MS 39401

Master

File Number: 2017-726

File ID:	2017-726	**Type:**	Regular Agenda Item	**Status:**	Passed
Version:	1	**Reference:**		**In Control:**	City Council
Requester:	Ginger Maddox			**File Created:**	09/11/2017
Brief Title:	5214 Lincoln Road - Variance - Setback			**Final Action:**	09/19/2017
				Minute Book Number:	MB2017-400

Title: APPROVE or DENY a petition filed by Fred Yeager, Applicant, on behalf of Prince McDougal, Regions Mortgage Operations Center, Representative, to request a variance from Section 6, Table 6.1, which states that the maximum front setback for a B-5 development is 30 feet and instead allow a setback of 142 feet, 4 inches for a variance of 112 feet 4 inches on the Lincoln Road façade, and allow a setback of 45 feet 10 inches for a variance of 15 feet 10 inches on the Lamar Boulevard façade side for the property located at 5214 Lincoln Road (Parcel 055-15-029.00, PPIN 11770, Ward 3). The Planning Commission recommended to APPROVE on September 6, 2017.

Notes:			
		Agenda Date:	09/19/2017
Indexes:		**Agenda Number:**	V.-6
Sponsors:		**Enactment Date:**	
Attachments:	Sept HPC BOA Minutes, Staff Summary -Regions - Setback, Image Sheet - Regions - Setbacks, Regions Setback App, Setback Variance Exhibit 2017.0818, Hattiesburg City Limits with Site	**Enactment Number:**	
Contact:		**Meeting Date:**	09/19/2017
Drafter:	Ginger Maddox	**Effective Date:**	10/04/2017

History of Legislative File

Version:	Acting Body:	Date:	Action:	Sent To:	Due Date:	Return Date:	Result:
1	City Council	09/19/2017	Approve				Pass

Action Text: A MOTION was made by Council Vice President Dryden and seconded by Council Member George to APPROVE a petition filed by Fred Yeager, Applicant, on behalf of Prince McDougal, Regions Mortgage Operations Center, Representative, to request a variance from Section 6, Table 6.1, which states that the maximum front setback for a B-5 development is 30 feet and instead allow a setback of 142 feet, 4 inches for a variance of 112 feet 4 inches on the Lincoln Road façade, and allow a setback of 45 feet 10 inches for a variance of 15 feet 10 inches on the Lamar Boulevard façade side for the property located at 5214 Lincoln Road (Parcel 055-15-029.00, PPIN 11770, Ward 3). The Planning Commission recommended to APPROVE on September 6, 2017.

There being no discussion, the Motion received the affirmative vote of the Council as follows:

Yeas: 5 - George, Delgado, Carroll, Dryden and Brown

Nays: 0

Yea: 5 Council Member George
Council Member Delgado
Council President Carroll
Council Vice President Dryden
Council Member Brown

Text of Legislative File 2017-726

Title

APPROVE or DENY a petition filed by Fred Yeager, Applicant, on behalf of Prince McDougal, Regions Mortgage Operations Center, Representative, to request a variance from Section 6, Table 6.1, which states that the maximum front setback for a B-5 development is 30 feet and instead allow a setback of 142 feet, 4 inches for a variance of 112 feet 4 inches on the Lincoln Road façade, and allow a setback of 45 feet 10 inches for a variance of 15 feet 10 inches on the Lamar Boulevard façade side for the property located at 5214 Lincoln Road (Parcel 055-15-029.00, PPIN 11770, Ward 3). The Planning Commission recommended to APPROVE on September 6, 2017.

Summary

5214 Lincoln Road - Variance - Setback

Budget Information

Expenditure Type

Purchasing Item

Publication Information

MINUTES OF THE

REGULAR MEETING OF THE

HATTIESBURG PLANNING COMMISSION AND BOARD OF ADJUSTMENTS

September 6, 2017

The Hattiesburg Planning Commission and Board of Adjustments did meet in a regular session on September 6, 2017 at 1:00 p.m. at the Jackie Dole Community Center, 220 West Front Street, Hattiesburg, Mississippi. Dick Conville, Chairman, presided over the meeting. A quorum was indicated and the attendance was as follows:

Commissioners Present: Dick Conville, Chairman
Amy Hinton, Vice-Chairman
Judy Corts
Mark Miller
Jessie Wilson
Rebekah Ray
Paul Sims

Commissioners Absent: Sandra Thompson

Board Members Present: Dick Conville, Chairman
Amy Hinton, Vice-Chairman
Judy Corts
Mark Miller
Jessie Wilson
Rebekah Ray
Paul Sims

Board Members Absent: None

Also Present: Ginger Maddox, AICP, Planning Division Manager
Andrew Ellard, Director of Urban Development
Stephen Guthrie, Planner
Steve Mitchell, Building Official

Chairman Conville declared the meeting of the Hattiesburg Planning Commission and Board of Adjustments open and in session at 1:03 P.M.

INVOCATION

Chairman Conville held a moment of silence for the victims of Hurricane Harvey.

AGENDA REVIEW

There came the matter of the September 2017 Agenda. A request was made by Chairman Conville for a motion to approve the September 2017 Agenda. A motion was made to approve the September 2017 Agenda by Commissioner Corts and seconded by Commissioner Hinton.

Commissioners voting aye: Dick Conville, Chairman
Amy Hinton, Vice-Chairman
Judy Corts
Mark Miller
Jessie Wilson
Rebekah Ray
Paul Sims

Commissioners voting nay: None

Commissioners abstaining: None

MINUTES REVIEW

There came the matter of the August 2, 2017, minutes. A request was made by Chairman Conville for a motion to approve the August 2, 2017, minutes. A motion was made by Commissioner Wilson to approve the minutes and seconded by Commissioner Ray.

Commissioners voting aye: Dick Conville, Chairman
Amy Hinton, Vice-Chairman
Judy Corts
Mark Miller
Jessie Wilson
Rebekah Ray
Paul Sims

Commissioners voting nay: None

Commissioners abstaining: None

REPORTS

BUILDING REPORT

There came the matter of the Building Report. The Building Official Steve Mitchell discussed a new custom report from the building report software manager that is being developed for future reports.

PLANNING REPORT

There came the matter of the Planning Report by Ginger Maddox, Planning Division Manager. The new Director of Urban Development, Andrew Ellard was introduced as well as the two new Planning Commission and Board of Adjustment commissioners, Rebekah Ray PhD, and Paul Sims. All items from the August Planning Commission and Board of Adjustment meetings were appealed. At the August 22, 2017, City Council Meeting voted to set the appeal hearings for the following items: City's Comprehensive Plan 2008-2028, Tara Poole, text amendment; 314 Bay Street, Corey Arrington, rezoning request; 1711 S 28th Avenue, Chad Edmonson, rezoning request; the public hearing for these items will take place September 18, 2017.

CHAIRMAN'S REPORT

There came the matter of the Chairman's Report. There was none.

PUBLIC HEARING – PLANNING COMMISSION

Chairman Conville declared the Public Hearing open at 1:10 P.M. and read the rules and procedures of the hearing.

There came the matter of Item A (Text Amendment), filed by The City of Hattiesburg, as required in the Land Development Code, Ord. No. 3209, to consider an application to amend the Land Development Code, Section 6, Table 6.1 from "Minimum front setback "0" feet and Maximum front setback "30" to read: "Minimum front setback "30" feet and Maximum front setback "150" feet".

	Name	Address	City/State
Presented by:	City of Hattiesburg		
Proponents:	None		
Opponents:	None		

Chairman Conville declared the Public Hearing closed and the Business Meeting open to vote on the request. Commissioner Miller made a motion to approve the request for the text amendment to the Land Development Code, Ord. No. 3209, to consider an application to amend the Land Development Code, Section 6, Table 6.1 to read: "Minimum front setback "30" feet and Maximum front setback "150" feet". The motion was seconded by Commissioner Hinton.

Commissioners voting aye: Dick Conville, Chairman
Amy Hinton, Vice-Chairman
Judy Corts
Mark Miller
Jessie Wilson
Rebekah Ray
Paul Sims

Commissioners voting nay: None

Commissioners abstaining: None

PUBLIC HEARING – BOARD OF ADJUSTMENTS

There came the matter of Item A (Variance), filed by Fred Yeager, Applicant, on behalf of Prince McDougal, Regions Mortgage Operations Center, Representative, as required in the Land Development Code, Ord. No. 3209, to vary from Section 7.5.1.3 which states curb cuts shall be located directly opposite one another or separated by a minimum of 150 feet and instead allow a 100' separation between curb cuts across Lamar Boulevard for a variance of 50' for the property located at 5214 Lincoln Road (Parcel 055-15-029.00, PPIN 11770, Ward 3).

	Name	Address	City/State
Presented by:	Frederick Yeager - Representative	2625 5th Ave. N. Bldg. C	Bessemer, AL
Proponents:	Todd Jackson - Hattiesburg Convention Center	One Convention Center Plaza	Hattiesburg, MS
Opponents:	None		

Chairman Conville declared the Public Hearing closed and the Business Meeting open to vote on the request. Commissioner Miller made a motion to approve the request for a variance with the following criteria: that the special conditions and circumstances do not result from the actions of the applicant. The motion was seconded by Commissioner Hinton.

Commissioners voting aye: Dick Conville, Chairman
Amy Hinton, Vice-Chairman
Judy Corts
Mark Miller
Jessie Wilson

Rebekah Ray
Paul Sims

Commissioners voting nay: None

Commissioners abstaining: None

There came the matter of Item B (Rezone), filed by Fred Yeager, Applicant, on behalf of Prince McDougal, Regions Mortgage Operations Center, Representative, as required in the Land Development Code, Ord. No. 3209, to vary from Section 6, Table 6.1 states that the maximum front setback for a B-5 development is 30 feet and instead allow a setback of 142 feet, 4 inches for a variance of 112 feet 4 inches on the Lincoln Road façade and allow a setback of 45 feet 10 inches for a variance of 15 feet 10 inches on the Lamar Boulevard façade side for the property located at 5214 Lincoln Road (Parcel 055-15-029.00, PPIN 11770, Ward 3).

	Name	Address	City/State
Presented by:	Frederick Yeager - Representative	2625 5th Ave. N. Bldg. C	Bessemer, AL
Proponents:	None		
Opponents:	None		

Chairman Conville declared the Public Hearing closed and the Business Meeting open to vote on the request. Commissioner Hinton made a motion to approve the request for variance with the following criteria: that literal interpretation of the provisions of this code would deprive the applicant of rights commonly enjoyed by other properties in the same district under the terms of this code; that the special conditions and circumstances do not result from the actions of the applicant; that granting the variance requested will not confer on the applicant any special privilege that is denied by this code to other lands, structures, or buildings in the same district. The motion was seconded by Commissioner Wilson.

Commissioners voting aye: Dick Conville, Chairman
Amy Hinton, Vice-Chairman
Judy Corts
Mark Miller
Jessie Wilson
Rebekah Ray
Paul Sims

Commissioners voting nay: None

Commissioners abstaining: None

BUSINESS MEETING

There being no further business, the meeting was adjourned at 1:50 PM. Commissioner Hinton made a motion to adjourn the meeting. The motion was seconded at Commissioner Wilson.

_____
Dick Conville, Chairman

_____
Ginger Maddox, AICP, CFM, Planning Division Manager

Board of Adjustments
Case Fact Sheet

Property Applicant: Fred Yeager, Applicant
Property Owner: Prince McDougal, Regions Mortgage Operations Center

Address of Properties:	**Tax Parcels**	**PPIN:**	**Ward:**
5214 Lincoln Road	055B-15-029.00	11770	3

Request: **Setback Variance**

Purpose of Request: To consider an application to vary from Section 6, Table 6.1 which states that the maximum front setback for a B-5 development is 30 feet and instead allow a setback of 142 feet, 4 inches for a variance of 112 feet 4 inches on the Lincoln Road façade and allow a setback of 45 feet 10 inches for a variance of 15 feet 10 inches on the Lamar Boulevard façade side for the property located at 5214 Lincoln Road.

Applicant Summary: See Attached

Applicable Regulations:

Table 6.1: B-5 Setback in Feet: Minimum Front: 0; Maximum Front: 30

6.2 Additional Dimensional Standards Requirements for Standard Districts. 6.2.2 Corner lots shall have two front setbacks and two side setbacks The Planning Director may waive this requirement and determine the front yard to be on the street front that is in line with the prevailing pattern of front yards on the street in order to be consistent with the established pattern of the street.

Present Zoning: This parcel is currently zoned B-5 (Regional Business).

Present Use: Undeveloped

Surrounding Zoning and Land Use:

North: B-5 (Regional Business) District/Vacant
South: Outside of City Limits / Residential
East: B-5 (Regional Business) District/Commercial
West: Outside of City Limits / Residential

Most Nearly Bounded By (streets):

This parcel is accessible from the South by Lincoln Road, the East by Lamar Boulevard. It is bounded to the West by Hegwood Road and the North by Highway 98.

Letters or Concerns stated:

The Planning Division Office has not received any letters or other written communications relative to this case as of August 21, 2017

History / Background:

The City of Hattiesburg is currently requesting the B-5 front setback language be corrected to a more standard commercial setback requirement which better fits the pattern of commercial development seen in Hattiesburg. The City of Hattiesburg is proposing the following language: “Minimum front setback “30” feet and a max front setback “150“. This change will be under review by the Hattiesburg Planning Commission and City Council. 0’-30’ setback was not the intended front setback for this type of commercial zoning.

Basis for Approval:

That special conditions and circumstances **(do / do not)** exist which are peculiar to the land, structure, or building involved and which are not applicable to other lands, structures, or buildings in the same district;

That literal interpretation of the provisions of this Code **(would / would not)** deprive the applicant of rights commonly enjoyed by other properties in the same district under the terms of this Code;

That the special conditions and circumstances **(do / do not)** result from the actions of the applicant;

That granting the variance requested **(will / will not)** confer on the applicant any special privilege that is denied by this Code to other lands, structures, or buildings in the same district.

SUBJECT PARCEL:
5214 Lincoln Road

Fred Yeager, Applicant

Prince McDougal, Representative, Regions Mortgage Operations Center

The applicant requests to vary from Section 7.5.1.3 front setback variance for B-5 which states front setback for a development is 30 feet and instead allow a setback of 142 feet, 4 inches for a variance of 112 feet 4 inches on the Lincoln Road façade and allow a setback of 45 feet 10 inches for a variance of 15 feet 10 inches on the Lamar Boulevard façade side for the property located at 5214 Lincoln Road (Parcel 055-15-029.00, PPIN 11770, Ward 3).

Vicinity Map—Ward 3

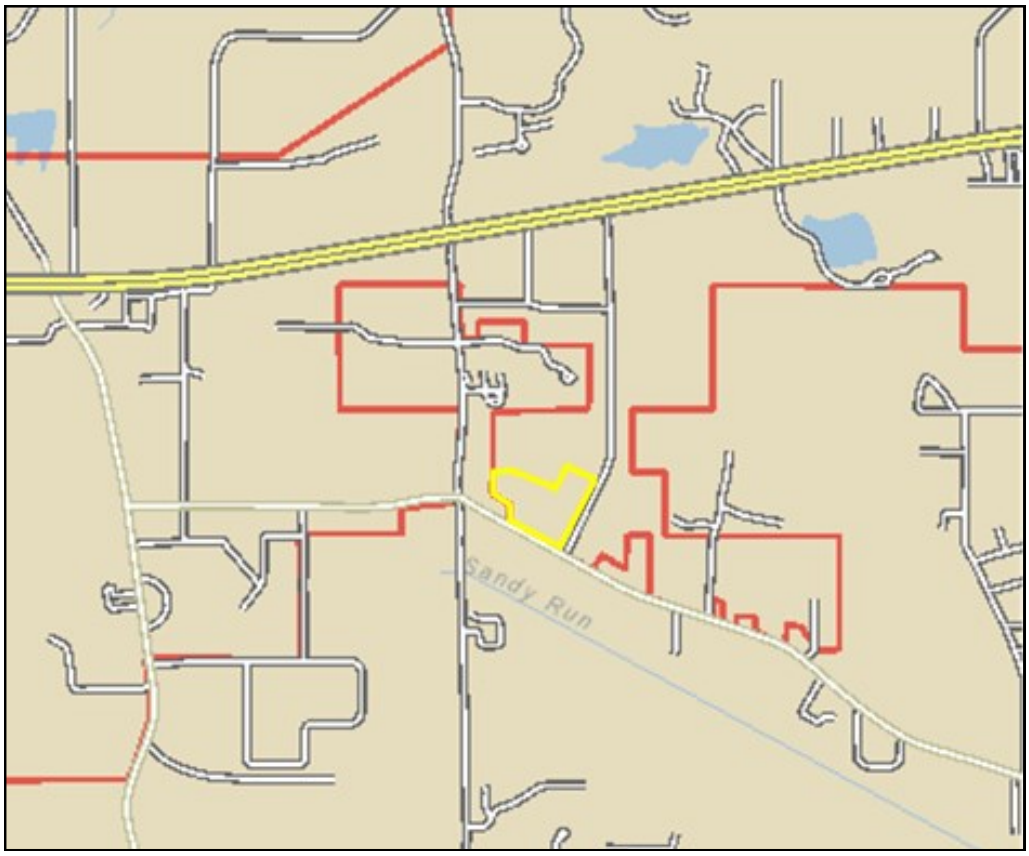

Zoning—B-5

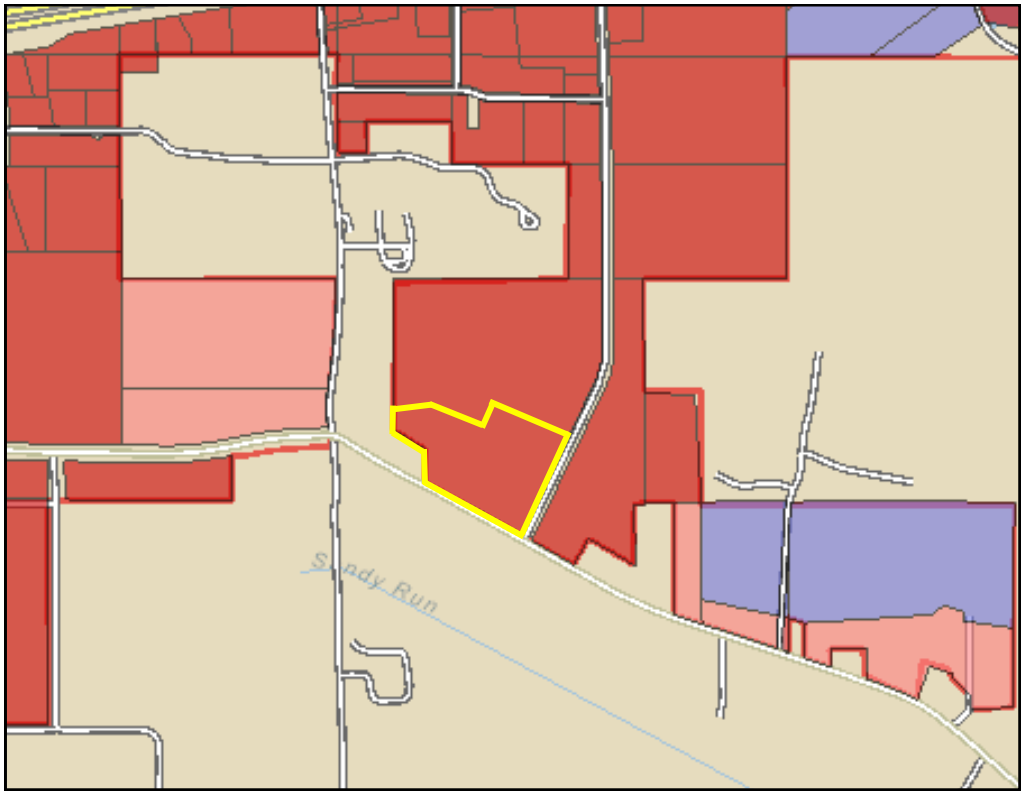

Site Aerial

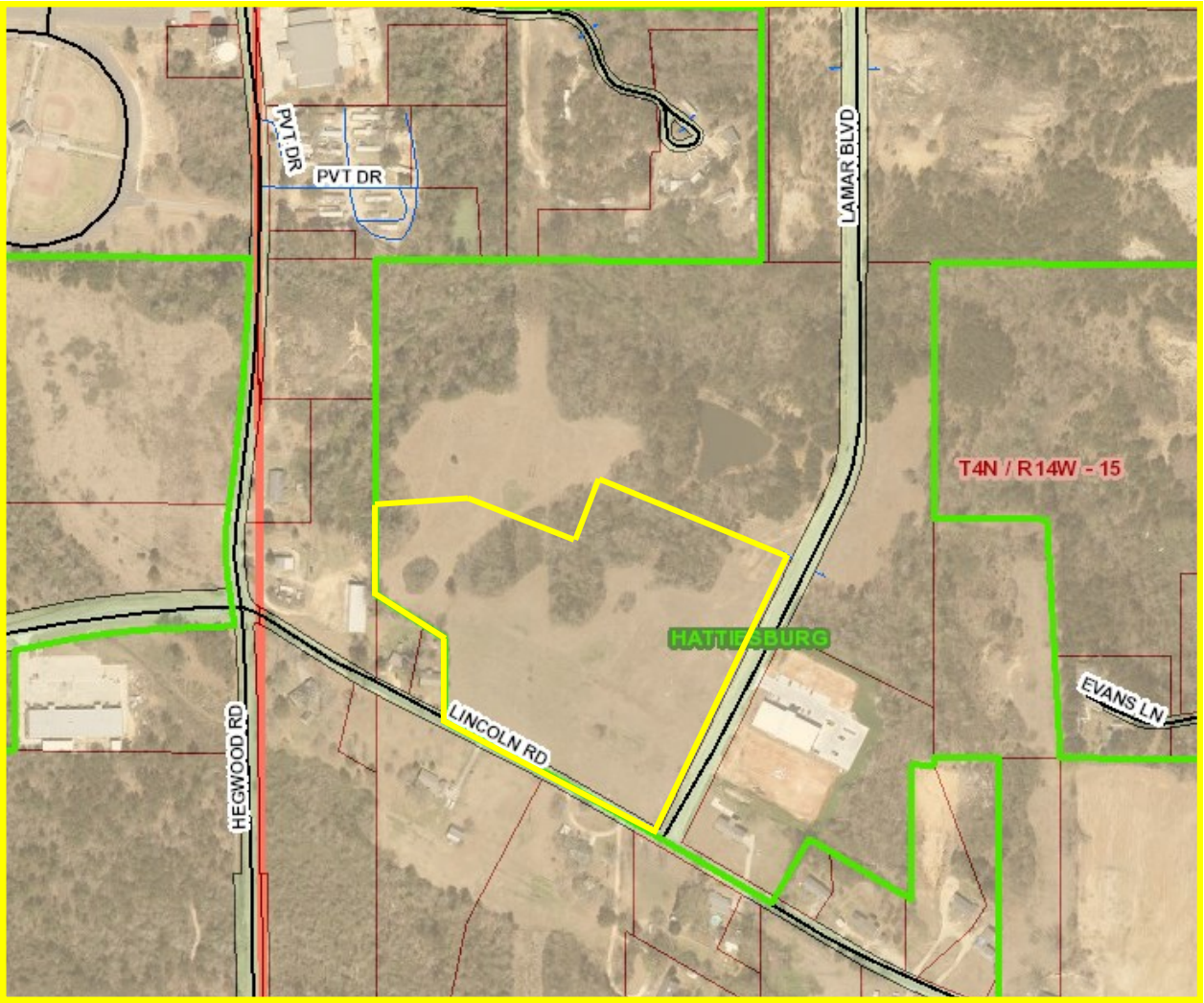
PVT DR
PVT DR
LAMAR BLVD
T4N / R14W - 15
HATTIESBURG
EVANS LN
LINCOLN RD
HEGWOOD RD

SURROUNDING AREA

Northern Direction: B-5 (Regional Business) District/Vacant

Southern Direction: Residential land located outside of City Limits

Eastern Direction: B-5 (Regional Business) District/Commercial

Western Direction: Residential land located outside of City Limits

Variance Information *(1 page)*

Note: No nonconforming use of neighboring lands, structures, or buildings in the same district, and no permitted or nonconforming use of lands, structures, or buildings in other districts shall be considered grounds for the issuance of a variance.

1. List reasons why you feel that the property could not be reasonably used without the requested variance: Proper orientation, visual security and creation of a proper work environment with enough distance from a heavy traffic road would not be reasonably accommodated within maximum setback requirement of 30 feet as stated for B-5 Zoning District in Section 6 of Hattiesburg Development Code.

2. All of the following conditions must be met before a variance can be recommended. Explain and justify your proposal's compliance with each condition:

   a. That special conditions and circumstances exist which are peculiar to the land, structure, or building involved and which are not applicable to other lands, structures, or buildings in the same district.

   A large building on a 10-acre parcel is not urban character. No existing structures in this area or district meet the newly adopted form base code requirements.

   b. That literal interpretation of the provisions of this Code would deprive the applicant of rights commonly enjoyed by other properties in the same district under the terms of this Code.

   Literal interpretation of the setback requirement would be totally foreign to all surrounding farm land neighbors. This office building development applicant (Regions Bank) would be deprived of the openness and separation from main roads that existing adjacent property owners enjoy.

   c. That the special conditions and circumstances do not result from the actions of the applicant.

   The circumstances result from the program and parking requirements that pertain to how Regions Bank needs to operate a financial institution such as this, which is like other banks operate as well.

   d. That granting the variance requested will not confer on the applicant any special privilege that is denied by this Code to other lands, structures, or buildings in the same district.

   This is not a special privilege but a necessity for this building to operate.

RECEIVED
JUL 24 2017
BY:

SETBACK VARIANCE EXHIBIT

N SCALE: NTS
DATE:08/18/17

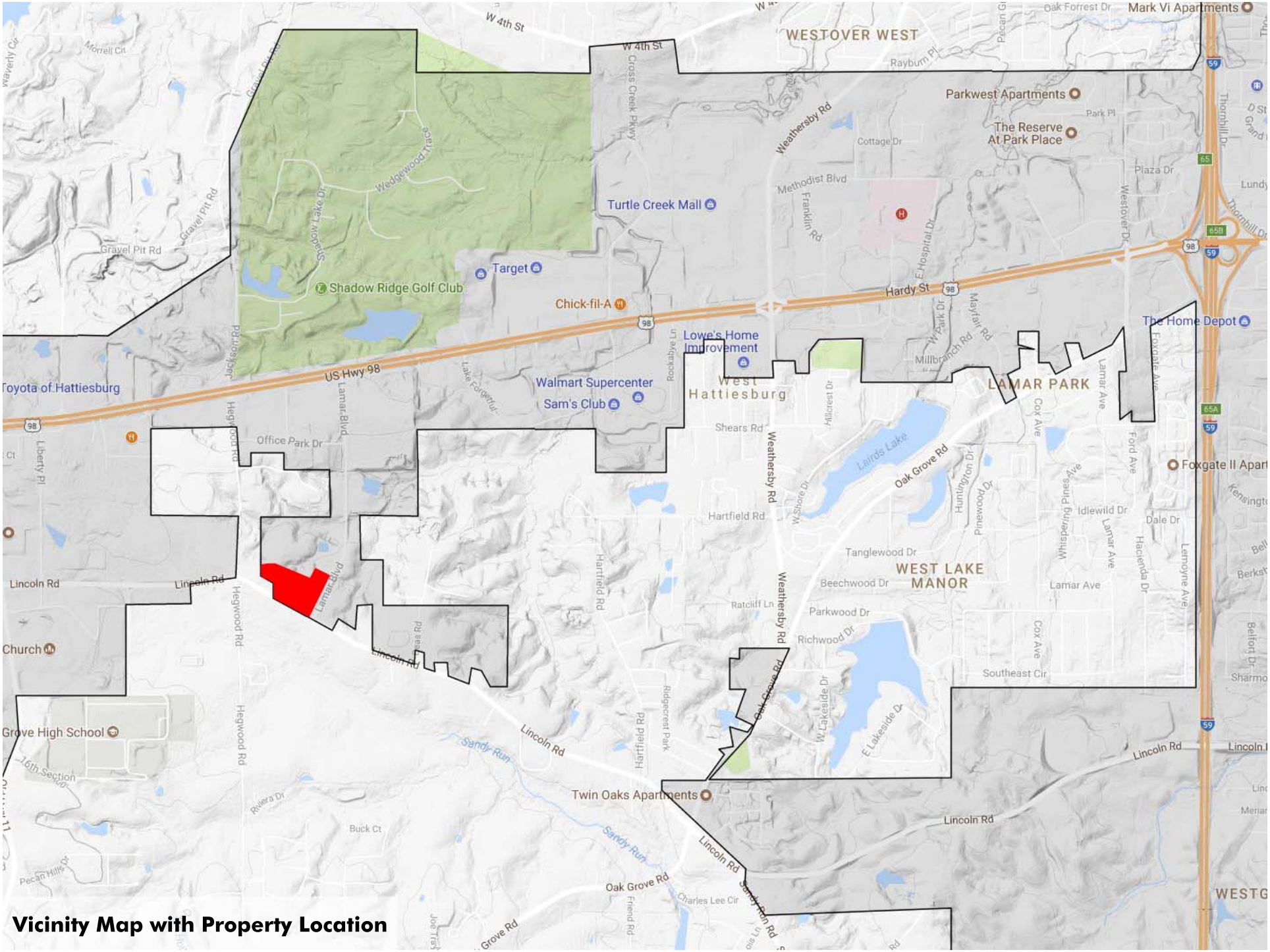

Vicinity Map with Property Location

City of Hattiesburg, MS

200 Forrest St.
P.O. Box 1898
Hattiesburg, MS 39401

Master

File Number: 2017-745

File ID:	2017-745	**Type:**	Resolution	**Status:**	Passed
Version:	2	**Reference:**		**In Control:**	City Council
Requester:	Andrew Ellard			**File Created:**	09/12/2017
Brief Title:	Temporary Suspension of Land Development Code for specific properties and circumstances - January 2017 Tornado			**Final Action:**	09/19/2017
				Minute Book Number:	MB2017-400-401

Title:

Adopt a Resolution temporarily suspending the application of the requirements of the Land Development Code for certain properties to be repaired, rehabilitated, and/or reconstructed as a result of the January 2017 tornado.

Notes:			
		Agenda Date:	09/19/2017
Indexes:		**Agenda Number:**	V.-7
Sponsors:		**Enactment Date:**	
Attachments:	RESOLUTION SUSPENDING THE LDC IN SPECIFIC CIRCUMSTANCES, RES#2017-147, executed RESOLUTION SUSPENDING THE LDC IN SPECIFIC CIRCUMSTANCES	**Enactment Number:**	
Contact:		**Meeting Date:**	09/19/2017
Drafter:	Andrew Ellard	**Effective Date:**	

History of Legislative File

Version:	Acting Body:	Date:	Action:	Sent To:	Due Date:	Return Date:	Result:
2	City Council	09/19/2017	Adopt				Pass
	Action Text: Adopt						
		Yea: 5	Council Member George Council Member Delgado Council President Carroll Council Vice President Dryden Council Member Brown				

Text of Legislative File 2017-745

Title

Adopt a Resolution temporarily suspending the application of the requirements of the Land Development Code for certain properties to be repaired, rehabilitated, and/or reconstructed as a result of the January 2017 tornado.

Summary

Temporary Suspension of Land Development Code for specific properties and circumstances - January 2017 Tornado

Budget Information

Expenditure Type

Purchasing Item

Publication Information

A RESOLUTION SUSPENDING THE APPLICATION OF THE REQUIREMENTS OF THE LAND DEVELOPMENT CODE FOR PROPERTIES TO BE REPAIRED, REHABILITATED AND/OR RECONSTRUCTED AS A RESULT OF THE JANUARY 2017 TORNADO

WHEREAS, the tornado of January 2017 inflicted substantial damage to properties in Hattiesburg, many of which were built prior to the adoption of the Land Development Code, Ordinance 3209, as amended, and many of which are known to have existed as legal non-conforming uses due to zoning changes over time;

WHEREAS, the owners of such properties, which existed at the time of the tornado as legal non-conforming residential uses may desire to repair, rehabilitate, and/or reconstruct said property to improve its condition and/or to make it habitable;

WHEREAS, it would be in the best interest of the City of Hattiesburg for said properties to be repaired, rehabilitated, and/or reconstructed and it would be necessary for multiple variances and/or rezoning to be granted in order to bring about conformance with the current Land Development Code;

NOW THEREFORE BE IT RESOLVED that the Land Development Code Ordinance 3209 is hereby suspended for a period of twelve (12) months for the specific purpose of permitting repair, rehabilitation, and/or reconstruction to residential dwellings that 1) warrant such repair as a result of the January 2017 tornado and 2) existed at the time of the tornado as a legal non-conforming use within its zoned district.

BE IT FURTHER RESOLVED that this temporary suspension of the Land Development Code Ordinance 3209, as amended, for this specified purpose shall provide the Administration with the flexibility to work with property owners on a case-by-case basis, allowing only for the variances reasonably necessary for the repair, rehabilitation, and/or reconstruction necessary, and shall not allow for variances that increase the number of non-conforming dwelling units or any other expansions of non-conformance that are not necessary and reasonable.

The foregoing resolution having been reduced to writing was introduced by Council member _____, seconded by Council member _____ and was adopted by the following vote, to wit:

YEAS: NAYS: ABSENT:

The President thereby declared the motion carried and the foregoing Resolution adopted and approved, this the day of A.D., 2017.

(S E A L)

ATTEST: ADOPTED:

_____ _____

CLERK OF COUNCIL PRESIDENT

THE above and foregoing Resolution having been submitted to and approved by the Mayor, this the day of A.D., 2017.

ATTEST: APPROVED:

_____ _____

CITY CLERK MAYOR

A RESOLUTION SUSPENDING THE APPLICATION OF THE REQUIREMENTS OF THE LAND DEVELOPMENT CODE FOR PROPERTIES TO BE REPAIRED, REHABILITATED AND/OR RECONSTRUCTED AS A RESULT OF THE JANUARY 2017 TORNADO

WHEREAS, the tornado of January 2017 inflicted substantial damage to properties in Hattiesburg, many of which were built prior to the adoption of the Land Development Code, Ordinance 3209, as amended, and many of which are known to have existed as legal non-conforming uses due to zoning changes over time;

WHEREAS, the owners of such properties, which existed at the time of the tornado as legal non-conforming residential uses may desire to repair, rehabilitate, and/or reconstruct said property to improve its condition and/or to make it habitable;

WHEREAS, it would be in the best interest of the City of Hattiesburg for said properties to be repaired, rehabilitated, and/or reconstructed and it would be necessary for multiple variances and/or rezoning to be granted in order to bring about conformance with the current Land Development Code;

NOW THEREFORE BE IT RESOLVED that the Land Development Code Ordinance 3209 is hereby suspended for a period of twelve (12) months for the specific purpose of permitting repair, rehabilitation, and/or reconstruction to residential dwellings that 1) warrant such repair as a result of the January 2017 tornado and 2) existed at the time of the tornado as a legal non-conforming use within its zoned district.

BE IT FURTHER RESOLVED that this temporary suspension of the Land Development Code Ordinance 3209, as amended, for this specified purpose shall provide the Administration with the flexibility to work with property owners on a case-by-case basis, allowing only for the variances reasonably necessary for the repair, rehabilitation, and/or reconstruction necessary, and shall not allow for variances that increase the number of non-conforming dwelling units or any other expansions of non-conformance that are not necessary and reasonable.

The foregoing resolution having been reduced to writing was introduced by Council member Dryden, seconded by Council member George and was adopted by the following vote, to wit:

YEAS: George, Delgado, Carroll, Dryden, Brown NAYS: None ABSENT:

The President thereby declared the motion carried and the foregoing Resolution adopted and approved, this the 19th day of September A.D., 2017.

(S E A L)

ATTEST: ADOPTED:

CLERK OF COUNCIL PRESIDENT

THE above and foregoing Resolution having been submitted to and approved by the Mayor, this the 19th day of September A.D., 2017.

ATTEST: APPROVED:

CITY CLERK MAYOR

City of Hattiesburg, MS

200 Forrest St.
P.O. Box 1898
Hattiesburg, MS 39401

Master

File Number: 2017-750

File ID:	2017-750	**Type:**	Resolution	**Status:**	Passed
Version:	1	**Reference:**		**In Control:**	City Council
Requester:				**File Created:**	09/12/2017
Brief Title:	Declaring vehicles surplus.			**Final Action:**	09/19/2017
				Minute Book Number:	MB2017-401

Title:

Adopt a Resolution declaring certain vehicles as surplus; authorize the sale of said vehicles at auction and the removal of said vehicles from the inventory of Hub City Transit per attached memo.

Notes:

		Agenda Date:	09/19/2017
Indexes:		**Agenda Number:**	V.-8
Sponsors:		**Enactment Date:**	
Attachments:	Memo, Surplus Vehicles, Mass Transit, 9-19-17, RES-Surplus Vehicles, Hub City Transit, RES#2017-148, executed RES-Surplus Vehicles, Hub City Transit	**Enactment Number:**	
Contact:		**Meeting Date:**	
Drafter:		**Effective Date:**	

History of Legislative File

Version:	Acting Body:	Date:	Action:	Sent To:	Due Date:	Return Date:	Result:
1	City Council	09/19/2017	Adopt				Pass

Action Text: A MOTION was made by Council Member Delgado and seconded by Council Member Brown to Adopt a Resolution declaring certain vehicles as surplus; authorize the sale of said vehicles at auction and the removal of said vehicles from the inventory of Hub City Transit per attached memo.

There being no discussion, the Motion received the affirmative vote of the Council as follows:

Yeas: 5 - George, Delgado, Carroll, Dryden and Brown

Nays: 0

Yea: 5
Council Member George
Council Member Delgado
Council President Carroll
Council Vice President Dryden
Council Member Brown

Text of Legislative File 2017-750

Title

Adopt a Resolution declaring certain vehicles as surplus; authorize the sale of said vehicles at auction and the removal of said vehicles from the inventory of Hub City Transit per attached memo.

Summary

Resolution declaring vehicles as surplus and authorize sale at auction.

Budget Information

Expenditure Type

Purchasing Item

Publication Information

MAYOR
Toby Barker

COUNCIL - WARD ONE *Jeffrey George*
COUNCIL - WARD TWO *Deborah Denard Delgado*
COUNCIL - WARD THREE *Carter Carroll*
COUNCIL - WARD FOUR *Mary Dryden*
COUNCIL - WARD FIVE *Nicholas Brown*

August 16, 2017

To: Mayor Toby Barker
RE: Surplus & Damaged Vehicle

FTA's Useful Life Vehicle Policy states that any vehicle that exceeds seven (7)yrs (light duty) or 10yrs (heavy duty) can be auctioned off. In effort to comply with the policy, Hub City Transit (HCT) has two (2) units that fall in that category. Also there are three (3) more units that were housed at HCT Operation Facility which took a direct hit and were heavily damaged by the 2017 Tornado (1:HCT, 2:City units housed at HCT Facility). Therefore I am requesting authorization to auction off ***all five (5)*** of the following buses:

(2)- 2005 Champion VIN- (4UZAACBV65V52230) VIN- (4UZAACBV85CV52231)
(1)-1990 Champion VIN- (1C9CS2DW8LW077521)
(1)-2013 International VIN-(4DRASSKM6DJ650358)
(1)-2016 Ford Bus VIN-(1FDEE3FLOGDC13152)

Thank you for your assistance in this matter.

Working to provide the best service possible,

Vincent Nelms
HCT Division Manager

RESOLUTION

WHEREAS, the City of Hattiesburg finds and determines the following vehicles(per attached list) to be surplus and not necessary to the future operation of the City; and

WHEREAS, the governing authority of the City of Hattiesburg are authorized and empowered in their discretion to dispose of said vehicles in accordance with appropriate Mississippi Code Statutes and;

WHEREAS, the governing authorities of the City of Hattiesburg desire to sell said vehicles at public auction.

NOW, THEREFORE, BE IT RESOLVED that the Mayor and Council hereby declare surplus the following vehicles, as per attached memo, and authorize disposal of said vehicles at public auction.

The foregoing resolution having been reduced to writing, the same was introduced by Council member_____, seconded by Council member_____, and was adopted by the following vote, to wit:

YEAS: NAYS:

The President thereby declared the motion carried and the Resolution adopted, on this the 19th day of September, A.D., 2017.

(S E A L)

ATTEST: ADOPTED:

_____ _____

CLERK OF COUNCIL PRESIDENT OF COUNCIL

The above and foregoing Resolution having been submitted to and approved by the Mayor, on this the 19th day of September, A.D., 2017.

ATTEST: APPROVED:

_____ _____

CITY CLERK MAYOR

RESOLUTION

WHEREAS, the City of Hattiesburg finds and determines the following vehicles(per attached list), to be surplus and not necessary to the future operation of the City and;

WHEREAS, the governing authorities of the City of Hattiesburg are authorized and empowered in their discretion to dispose of said vehicles in accordance with appropriate Mississippi Code Statutes and;.

WHEREAS, the governing authorities of the City of Hattiesburg desire to sell said vehicles at public auction.

NOW, THEREFORE, BE IT RESOLVED that the Mayor and Council hereby declare surplus the following vehicles, as per attached memo, and authorize disposal of said vehicles at public auction.

The foregoing resolution having been reduced to writing, the same was introduced by Council member Delgado, seconded by Council member Brown, and was adopted by the following vote, to wit:

YEAS: George
Delgado
Carroll
Dryden
Brown

NAYS: None

The President thereby declared the motion carried and the Resolution adopted, on this the 19th day of September, A.D., 2017.

(S E A L)

ATTEST:

CLERK OF COUNCIL

ADOPTED:

PRESIDENT OF COUNCIL

The above and foregoing Resolution having been submitted to and approved by the Mayor, on this the 19th day of September, A.D., 2017.

ATTEST:

CITY CLERK

ADOPTED:

MAYOR

City of Hattiesburg, MS

200 Forrest St.
P.O. Box 1898
Hattiesburg, MS 39401

Master

File Number: 2017-738

File ID:	2017-738	**Type:**	Resolution	**Status:**	Draft
Version:	2	**Reference:**		**In Control:**	City Council
Requester:				**File Created:**	09/12/2017
Brief Title:	Adopt Resolution Rescinding 8-22-17 Condemnation Resolutions			**Final Action:**	09/19/2017
				Minute Book Number:	MB2017-401

Title: Adopt a Resolution rescinding resolutions adopted August 22, 2017 at MB 2017-355-356 declaring unsafe properties, per attached memorandum.

Notes:			
		Agenda Date:	09/19/2017
Indexes:		**Agenda Number:**	V.-9
Sponsors:		**Enactment Date:**	
Attachments:	Rescind Condemnation Resolution MEMO, RES-Rescind Unsafe Resolutions adpoted 8-22-17, RES#2017-149, executed RES-Rescind Unsafe Resolutions adpoted 8-22-17	**Enactment Number:**	
Contact:		**Meeting Date:**	09/18/2017
Drafter:	Akwete Muhammad	**Effective Date:**	

History of Legislative File

Version:	Acting Body:	Date:	Action:	Sent To:	Due Date:	Return Date:	Result:
2	City Council	09/19/2017	Adopt				Pass
	Action Text: Adopt						
		Yea: 5	Council Member George Council Member Delgado Council President Carroll Council Vice President Dryden Council Member Brown				

Text of Legislative File 2017-738

Title

Adopt a Resolution rescinding resolutions adopted August 22, 2017 at MB 2017-355-356 declaring unsafe properties, per attached memorandum.

Summary

Adopt Resolution Rescinding 8-22-17 Condemnation Resolutions

Budget Information

Expenditure Type

Purchasing Item

Publication Information

MAYOR
Toby Barker

COUNCIL - WARD ONE	COUNCIL - WARD TWO	COUNCIL - WARD THREE	COUNCIL - WARD FOUR	COUNCIL - WARD FIVE
Jeffrey George	*Deborah Denard Delgado*	*Carter Carroll*	*Mary Dryden*	*Nicholas Brown*

MEMORANDUM

TO: Mayor and City Council

FROM: Mark Jordan, Code Enforcement Division Manager

DATE: September 19th, 2017

RE: Rescind Resolution

Please rescind the resolutions adopted August 22, 2017 at MB 2017-355-356 and condemning the following properties in order to meet statutory requirements for notification:

1.) 535 W. 4th St.
3.) 124 E. 7th St.
4.) 601 E. 9th St.
5.) 707 E. 9th St.
6.) 700 Short 9th St.
7.) 315 N. 20th Ave.
8.) 702 S. 22nd Ave.
9.) 305 Klondyke St.
10.) 307 Klondyke St.
13.) 1312 Deason Ave.
14.) 1305 Rebecca Ave.
15.) 1307 Rebecca Ave.
16.) 218 Oak St.
17.) 809 ½ Fairley St.
18.) 708 River St.
19.) 6 Bonnie St.
20.) 201 Chestnut Ave.
21.) 210 Chestnut Ave.
22.) 212 Chestnut Ave.
23.) 1213 Edwards St.
24.) 105 Edna St.
25.) 6208 U.S. Hwy 49
26.) 2917 Laramie Circle
27.) 603 E. Pine St.
28.) 2202 ½ Adeline
29.) 103 Montague St.
30.) 219 S. 23rd Ave.
31.) 211 S. 24th Ave.
32.) 304 Mable St.
33.) 306 Mable St.
34.) 308 Mable St.
35.) Golf Course Rd.-2-025P-36-027
36.) 809 N. 30th Ave.
37.) 901 Fairley St.
38.) 1108 E. Hardy St.
39.) 115 Harrell St.
40.) 1600 E. Hardy St. I
41.) 1600 E. Hardy St. II.

Prepared by:
City of Hattiesburg
Code Enforcement
P.O. Box 1898
Hattiesburg, Mississippi 39403-1898

Return to:
City of Hattiesburg
City Clerk's Office
P.O. Box 1898
Hattiesburg, Mississippi 39403-1898

RESOLUTION
TO RESCIND CONDEMNATION RESOLUTIONS
ADOPTED 8-22-17

WHEREAS, on the 22nd day of August, 2017, the Council of the City of Hattiesburg, Mississippi, adopted resolutions determining the following properties are in such a state of uncleanliness as to be a menace to the health and safety of the community:

Address

1. 535 W. 4th St.
3. 124 E. 7th St.
4. 601 E. 9th St.
5. 707 E. 9th St.
6. 700 Short 9th St.
7. 315 N. 20th Ave.
8. 702 S. 22nd Ave.
9. 305 Klondyke St.
10. 307 Klondyke St.
13. 1312 Deason Ave.
14. 1305 Rebecca Ave.
15. 1307 Rebecca Ave.
16. 218 Oak St.
17. 809 ½ Fairley St.
18. 708 River St.
19. 6 Bonnie St.
20. 201 Chestnut Ave.
21. 210 Chestnut Ave.
22. 212 Chestnut Ave.
23. 1213 Edwards St.
24. 105 Edna St.
25. 6208 U.S. Hwy 49
26. 2917 Laramie Circle
27. 603 E. Pine St.
28. 2202 ½ Adeline St.
29. 103 Montague St.
30. 219 S. 23rd Ave.
31. 211 S. 24th Ave.
32. 211 ½ S. 24th Ave.
33. 304 Mable St.
34. 306 Mable St.
35. 308 Mable St.
36. Golf Course Rd.
37. 809 N. 30th Ave
38. 901 Fairley St.
39. 1108 E. Hardy St.
40. 115 Harrell St.
41. 1600 E. Hardy St.
42. 1600 E. Hardy St.

WHEREAS, proper and timely notice of the City's Council's August 21, 2017, public hearing on unsafe properties was not provided more than two weeks prior to the date of the hearing, as required by Section 21-19-11 of the Mississippi Code of 1972, as annotated and amended;

NOW, THEREFORE, BE IT RESOLVED by the Council of the City of Hattiesburg, Mississippi, that the resolutions adopted August 22nd, 2017, condemning the above- described properties are hereby rescinded.

The above and foregoing Resolution, having been first reduced to writing, was introduced by Council member _____, seconded by Council member _____, and adopted by the following vote, to-wit:

YEAS: NAYS: ABSENT:

The President thereby declared the motion carried and the resolution adopted, this the 19th day of September A.D., 2017.

(SEAL)

ATTEST: ADOPTED:

_____ _____
CLERK OF COUNCIL PRESIDENT

The above and foregoing Resolution, having been submitted to and approved by the Mayor, this the 19th day of September, A.D., 2017.

ATTEST: APPROVED:

_____ _____
CITY CLERK MAYOR

Prepared by:
City of Hattiesburg
Code Enforcement
P.O. Box 1898
Hattiesburg, Mississippi 39403-1898

Return to:
City of Hattiesburg
City Clerk's Office
P.O. Box 1898
Hattiesburg, Mississippi 39403-1898

RESOLUTION
TO RESCIND CONDEMNATION RESOLUTIONS
ADOPTED 8-22-17

WHEREAS, on the 22nd day of August, 2017, the Council of the City of Hattiesburg, Mississippi, adopted resolutions determining the following properties are in such a state of uncleanliness as to be a menace to the health and safety of the community:

Address

1. 535 W. 4th St.
3. 124 E. 7th St.
4. 601 E. 9th St.
5. 707 E. 9th St.
6. 700 Short 9th St.
7. 315 N. 20th Ave.
8. 702 S. 22nd Ave.
9. 305 Klondyke St.
10. 307 Klondyke St.
13. 1312 Deason Ave.
14. 1305 Rebecca Ave.
15. 1307 Rebecca Ave.
16. 218 Oak St.
17. 809 ½ Fairley St.
18. 708 River St.
19. 6 Bonnie St.
20. 201 Chestnut Ave.
21. 210 Chestnut Ave.
22. 212 Chestnut Ave.
23. 1213 Edwards St.
24. 105 Edna St.
25. 6208 U.S. Hwy 49
26. 2917 Laramie Circle
27. 603 E. Pine St.
28. 2202 ½ Adeline St.
29. 103 Montague St.
30. 219 S. 23rd Ave.
31. 211 S. 24th Ave.
32. 211 ½ S. 24th Ave.
33. 304 Mable St.
34. 306 Mable St.
35. 308 Mable St.
36. Golf Course Rd.
37. 809 N. 30th Ave
38. 901 Fairley St.
39. 1108 E. Hardy St.
40. 115 Harrell St.
41. 1600 E. Hardy St.
42. 1600 E. Hardy St.

WHEREAS, proper and timely notice of the City's Council's August 21, 2017, public hearing on unsafe properties was not provided more than two weeks prior to the date of the hearing, as required by Section 21-19-11 of the Mississippi Code of 1972, as annotated and amended;

NOW, THEREFORE, BE IT RESOLVED by the Council of the City of Hattiesburg, Mississippi, that the resolutions adopted August 22nd, 2017, condemning the above- described properties are hereby rescinded.

The above and foregoing Resolution, having been first reduced to writing, was introduced by Council member Delgado, seconded by Council member Dryden, and adopted by the following vote, to-wit:

YEAS: George, Delgado, Carroll, Dryden, Brown

NAYS: None

ABSENT:

The President thereby declared the motion carried and the resolution adopted, this the 19th day of September A.D., 2017.

(SEAL)

ATTEST:

CLERK OF COUNCIL

ADOPTED:

PRESIDENT

The above and foregoing Resolution, having been submitted to and approved by the Mayor, this the 19th day of September, A.D., 2017.

ATTEST:

CITY CLERK

APPROVED:

MAYOR

City of Hattiesburg, MS

200 Forrest St.
P.O. Box 1898
Hattiesburg, MS 39401

Master

File Number: 2017-742

File ID:	2017-742	**Type:**	Resolution	**Status:**	Passed
Version:	1	**Reference:**		**In Control:**	City Council
Requester:				**File Created:**	09/12/2017
Brief Title:	Setting Of Public Hearing			**Final Action:**	09/19/2017
				Minute Book Number:	MB2017-401

Title:

Adopt a Resolution setting Public Hearing before City Council on Monday, October 16, 2017 to determine if certain properties are in such a state of uncleanliness so as to be a menace to the health and safety of the community and providing for notice to owners and authorize publication of the notice hearing.

Notes:

		Agenda Date:	09/19/2017
Indexes:		**Agenda Number:**	V.-10
Sponsors:		**Enactment Date:**	
Attachments:	1.) Setting P.H. MEMO 9-19-17, Setting P.H. RES 9-19-17, RES#2017-150, executed Setting P.H. RES 9-19-17	**Enactment Number:**	
Contact:		**Meeting Date:**	09/18/2017
Drafter:	Akwete Muhammad	**Effective Date:**	

History of Legislative File

Version:	Acting Body:	Date:	Action:	Sent To:	Due Date:	Return Date:	Result:
1	City Council	09/19/2017	Adopt				Pass

Action Text: Adopt

Yea: 5 Council Member George
Council Member Delgado
Council President Carroll
Council Vice President Dryden
Council Member Brown

Text of Legislative File 2017-742

Title

Adopt a Resolution setting Public Hearing before City Council on Monday, October 16, 2017 to

determine if certain properties are in such a state of uncleanliness so as to be a menace to the health and safety of the community and providing for notice to owners and authorize publication of the notice hearing.

Summary

Set Public Hearing

Budget Information

Expenditure Type

Purchasing Item

Publication Information

MAYOR
Toby Barker

COUNCIL - WARD ONE *Jeffrey George*
COUNCIL - WARD TWO *Deborah Denard Delgado*
COUNCIL - WARD THREE *Carter Carroll*
COUNCIL - WARD FOUR *Mary Dryden*
COUNCIL - WARD FIVE *Nicholas Brown*

MEMORANDUM

TO: Mayor and City Council

FROM: Mark Jordan, Code Enforcement Division Manager

DATE: September 19th, 2017

RE: Setting of Public Hearing

I hereby request the setting of a Public Hearing at 4 p.m. on Monday, October 16th, 2017, to determine if the properties listed below constitute issues of safety and health according to the provisions of MS Code of 1972, Section 21-19-11.

Address	PPIN #	Ward	Violations
1. 535 W. 4th St.	14464	2	DS,US,T&L,EL,RW
2. 902 W. 5th St.	23567	2	DS,VS,OGLT&L,DM
3. 124 E. 7th St.	18440	2	DS,US,OGL,ES,T&L
4. 601 E. 9th St.	15737	2	DS,VS,OGL,T&L,DM
5. 707 E. 9th St.	15761	2	DS,VS,OGL,T&L,OS,PT,DM
6. 700 Short 9th St.	15764	2	DS,VS,OGL,T&L,DM
7. 315 N. 20th Ave.	13325	4	VS,T&L,OGL,PT
8. 702 S. 22nd Ave.	13104	4	VS,OGL
9. 305 Klondyke St.	21242	2	DS,VS,OGL,T&L,DM
10. 307 Klondyke St.	21240	2	DS,VS,OGL,T&L,DM
11. Golf Course Rd.	2-025P-36-027	1	VS,ES,OGL,DM
12. 809 N. 30th Ave	26391	1	AS,OGL,VS,T&L
13. 201 Chestnut Ave.	22328	5	DS,VS,OGL,DM
14. 210 Chestnut Ave.	22355	5	DS,VS,OGL,DM
15. 212 Chestnut Ave.	22354	5	DS,VS,OGL,DM
16. 603 E. Pine St.	15595	2	DS,VS,OGL,T&L,US
17. 2202 ½ Adeline St.	26919	4	T&L,OGL
18. 115 Harrell St.	21304	5	DS,VS,OGL,DM

19. 1600 E. Hardy St.	20242	2	DS,OS,OGL,T&L,HT,GL,PT DM
20. 1600 E. Hardy St.	33661	2	DS,OS,OGL,T&L,HT,GL,PT VS,DM

Trash & Litter=T&L
Vacant Structure=VS
Dangerous Structure=DS
Overgrown Lot=OGL
Open Storage=OS
Protective Treatment=PT
Accessory Structure=AS
Unsafe Structure=US
Abandoned Vehicle=AV
Interior Structure=IS
Exterior Structure=ES
Electrical=EL
Responsibility (Water)=RW
Hazardous Tree=HT
Glazing=GL
PID=Premise Id
X’s2=2 Structures
Structure Built in Right of Way= SBROW
Demo=DM

Prepared by:
City of Hattiesburg
Code Enforcement
P.O. Box 1898
Hattiesburg, Mississippi 39403-1898

Return to:
City of Hattiesburg
City Clerk's Office
P.O. Box 1898
Hattiesburg, Mississippi 39403-1898

RESOLUTION

WHEREAS, complaint has been made to the City of Hattiesburg, Mississippi, that the following properties to wit:

Address	PPIN #	Ward	Violations
1. 535 W. 4th St.	14464	2	DS,US,T&L,EL,RW
2. 902 W. 5th St.	23567	2	DS,VS,OGLT&L,DM
3. 124 E. 7th St.	18440	2	DS,US,OGL,ES,T&L
4. 601 E. 9th St.	15737	2	DS,VS,OGL,T&L,DM
5. 707 E. 9th St.	15761	2	DS,VS,OGL,T&L,OS,PT,DM
6. 700 Short 9th St.	15764	2	DS,VS,OGL,T&L,DM
7. 315 N. 20th Ave.	13325	4	VS,T&L,OGL,PT
8. 702 S. 22nd Ave.	13104	4	VS,OGL
9. 305 Klondyke St.	21242	2	DS,VS,OGL,T&L,DM
10. 307 Klondyke St.	21240	2	DS,VS,OGL,T&L,DM
11. Golf Course Rd.	2-025P-36-027	1	VS,ES,OGL,DM
12. 809 N. 30th Ave	26391	1	AS,OGL,VS,T&L
13. 201 Chestnut Ave.	22328	5	DS,VS,OGL,DM
14. 210 Chestnut Ave.	22355	5	DS,VS,OGL,DM
15. 212 Chestnut Ave.	22354	5	DS,VS,OGL,DM
16. 603 E. Pine St.	15595	2	DS,VS,OGL,T&L,US
17. 2202 ½ Adeline St.	26919	4	T&L,OGL
18. 115 Harrell St.	21304	5	DS,VS,OGL,DM
19. 1600 E. Hardy St.	20242	2	DS,OS,OGL,T&L,HT,GL,PT DM
20. 1600 E. Hardy St.	33661	2	DS,OS,OGL,T&L,HT,GL,PT VS,DM

are in such a state of uncleanliness so as to be a menace to the health and safety of the community; and

WHEREAS, it is in the public interest that the City Council, on its own motion, hold hearings as provided by Section 21-19-11 of the Mississippi Code of 1972, as annotated and amended, to determine whether or not the above properties are in such a state of uncleanliness so as to be a menace to the health and safety of the community.

NOW, THEREFORE, BE IT RESOLVED by the Council of the City of Hattiesburg, Mississippi, that the owners of the above-described properties be notified, as provided by law, of a hearing to be held by the City Council in Council Chambers of City Hall in Hattiesburg, Mississippi, at 4:00 p.m. on Monday, October 16th, 2017, to determine whether or not the above- described properties are in such a state of uncleanliness so as to be a menace to the health and safety of the community.

The above and foregoing Resolution, having been first reduced to writing, was introduced by Council member _____, seconded by Council member _____, and was adopted by the following vote, to-wit:

YEAS: NAYS: ABSENT:

The President thereby declared the motion carried and the resolution adopted, this the 19th day of September, A.D., 2017.

(SEAL)

ATTEST: ADOPTED:

_____ _____

CLERK OF COUNCIL PRESIDENT

The above and foregoing Resolution, having been submitted to and approved by the Mayor, this the 19th day of September, A.D., 2017.

ATTEST: APPROVED:

_____ _____

CITY CLERK MAYOR

Prepared by:
City of Hattiesburg
Code Enforcement
P.O. Box 1898
Hattiesburg, Mississippi 39403-1898

Return to:
City of Hattiesburg
City Clerk's Office
P.O. Box 1898
Hattiesburg, Mississippi 39403-1898

RESOLUTION

WHEREAS, complaint has been made to the City of Hattiesburg, Mississippi, that the following properties to wit:

Address	PPIN #	Ward	Violations
1. 535 W. 4th St.	14464	2	DS,US,T&L,EL,RW
2. 902 W. 5th St.	23567	2	DS,VS,OGLT&L,DM
3. 124 E. 7th St.	18440	2	DS,US,OGL,ES,T&L
4. 601 E. 9th St.	15737	2	DS,VS,OGL,T&L,DM
5. 707 E. 9th St.	15761	2	DS,VS,OGL,T&L,OS,PT,DM
6. 700 Short 9th St.	15764	2	DS,VS,OGL,T&L,DM
7. 315 N. 20th Ave.	13325	4	VS,T&L,OGL,PT
8. 702 S. 22nd Ave.	13104	4	VS,OGL
9. 305 Klondyke St.	21242	2	DS,VS,OGL,T&L,DM
10. 307 Klondyke St.	21240	2	DS,VS,OGL,T&L,DM
11. Golf Course Rd.	2-025P-36-027	1	VS,ES,OGL,DM
12. 809 N. 30th Ave	26391	1	AS,OGL,VS,T&L
13. 201 Chestnut Ave.	22328	5	DS,VS,OGL,DM
14. 210 Chestnut Ave.	22355	5	DS,VS,OGL,DM
15. 212 Chestnut Ave.	22354	5	DS,VS,OGL,DM
16. 603 E. Pine St.	15595	2	DS,VS,OGL,T&L,US
17. 2202 ½ Adeline St.	26919	4	T&L,OGL
18. 115 Harrell St.	21304	5	DS,VS,OGL,DM
19. 1600 E. Hardy St.	20242	2	DS,OS,OGL,T&L,HT,GL,PT DM
20. 1600 E. Hardy St.	33661	2	DS,OS,OGL,T&L,HT,GL,PT VS,DM

are in such a state of uncleanliness so as to be a menace to the health and safety of the community; and

WHEREAS, it is in the public interest that the City Council, on its own motion, hold hearings as provided by Section 21-19-11 of the Mississippi Code of 1972, as annotated and amended, to determine whether or not the above properties are in such a state of uncleanliness so as to be a menace to the health and safety of the community.

NOW, THEREFORE, BE IT RESOLVED by the Council of the City of Hattiesburg, Mississippi, that the owner of the above described properties be notified, as provided by law, of a hearing to be held by the City Council in the Council Meeting Room of City Hall in Hattiesburg, Mississippi, at 4:00 p.m. on Monday, October 16th, 2017, to determine whether or not the above-described properties are in such a state of uncleanliness so as to be a menace to the health and safety of the community.

The above and foregoing Resolution, having been first reduced to writing, was introduced by Council member Brown, seconded by Council member Dryden, and was adopted by the following vote, to-wit:

YEAS: George, Delgado, Carroll, Dryden, Brown

NAYS: None

ABSENT:

The President thereby declared the motion carried and the resolution adopted the 19th day of September, A.D., 2017.

(SEAL)

ATTEST:

CLERK OF COUNCIL

ADOPTED:

PRESIDENT

The above and foregoing Resolution having being submitted to and approved by the 19th day of September, A.D., 2017.

ATTEST:

CITY CLERK

APPROVED:

MAYOR

City of Hattiesburg, MS

200 Forrest St.
P.O. Box 1898
Hattiesburg, MS 39401

Master

File Number: 2017-119

File ID:	2017-119	**Type:**	Resolution	**Status:**	Passed
Version:	1	**Reference:**		**In Control:**	City Council
Requester:	Carter Carroll			**File Created:**	09/15/2017
Brief Title:	Resolution-Deputy Clerk of Council-Beech			**Final Action:**	09/19/2017
				Minute Book Number:	MB2017-402

Title:

Adopt a Resolution appointing Janet Beech Deputy Clerk of Council effective October 1, 2017.

Notes:

		Agenda Date:	09/19/2017
Indexes:		**Agenda Number:**	V.-11
Sponsors:		**Enactment Date:**	
Attachments:	RES-Deputy Clerk of Council-Beech, RES#2017-151, executed RES-Deputy Clerk of Council-Beech	**Enactment Number:**	
Contact:		**Meeting Date:**	09/19/2017
Drafter:	Debbie Bernardo	**Effective Date:**	

History of Legislative File

Version:	Acting Body:	Date:	Action:	Sent To:	Due Date:	Return Date:	Result:
1	City Council	09/19/2017	Adopt				Pass

Action Text: A MOTION was made by Council member Delgado and seconded by Council Member Brown to Table to Adopt a Resolution appointing Janet Beech Deputy Clerk of Council effective October 1, 2017.

There being no discussion, the Motion to Table failed, receiving the following vote of the Council:

Yeas: 2 - Delgado and Brown

Nays: 3 - George, Carroll and Dryden

A MOTION was made by Council Vice President Dryden and seconded by Council Member George to Adopt a Resolution appointing Janet Beech Deputy Clerk of Council effective October 1, 2017.

There being no discussion, the Motion received the affirmative vote of the Council as follows:

Yeas: 3 - George, Carroll and Dryden

Nays: 2 - Delgado and Brown

Following the vote, Council Vice President Dryden recused herself for the vote on Policy Agenda Item V.-12.

Yea:	3	Council Member George
		Council President Carroll
		Council Vice President Dryden
Nay:	2	Council Member Delgado
		Council Member Brown

Text of Legislative File 2017-119

Title

Adopt a Resolution appointing Janet Beech Deputy Clerk of Council effective October 1, 2017.

Summary

Resolution-Deputy Clerk of Council-Beech

Budget Information

Expenditure Type

Purchasing Item

Publication Information

RESOLUTION

APPOINTING A DEPUTY CLERK OF THE CITY COUNCIL

WHEREAS, Section 21-8-13(1) of the Mississippi Code of 1972 Annotated, as amended, provides that the City Council shall appoint a Clerk of the Council and deputy clerks, as necessary, to compile the minutes and records of its proceedings; and

WHEREAS, the Council of the City of Hattiesburg desires to assure the continued compilation and recording of its proceedings and has determined there is a need to appoint a deputy clerk of the Council; and

WHEREAS, Janet Beech is recognized by the City Council as a qualified and proper person to administer the duties of Deputy Clerk of Council.

NOW, THEREFORE, BE IT RESOLVED BY THE COUNCIL OF THE CITY OF HATTIESBURG, MISSISSIPPI, to-wit:

Section 1. That Janet Beech be and is hereby appointed to serve as Deputy Clerk of Council, to assist in compiling the minutes and records of the Council's proceedings, its ordinances and resolutions, and to perform such duties as may be required by law, pursuant to Section 21-8-13(1) of the Mississippi Code of 1972 Annotated, as amended.

Section 2. That Janet Beech shall serve as Deputy Clerk of Council effective October 1, 2017, until further ordered.

THE above and foregoing Resolution was introduced by Council Member _____, seconded by Council Member_____, and was adopted by the following vote, to-wit:

YEAS: NAYS:

THE President thereby declared the motion carried and the Resolution adopted this, the 19th day of September, A.D., 2017.

(S E A L)

ATTEST: ADOPTED:

_____ _____

CLERK OF COUNCIL COUNCIL PRESIDENT

THE above and foregoing Resolution having been submitted to and approved by the Mayor on this, the 19th day of September, A.D., 2017.

ATTEST: APPROVED:

_____ _____

CITY CLERK MAYOR

RESOLUTION

APPOINTING A DEPUTY CLERK OF THE CITY COUNCIL

WHEREAS, Section 21-8-13(1) of the Mississippi Code of 1972 Annotated, as amended, provides that the City Council shall appoint a Clerk of the Council and deputy clerks, as necessary, to compile the minutes and records of its proceedings; and

WHEREAS, the Council of the City of Hattiesburg desires to assure the continued compilation and recording of its proceedings and has determined there is a need to appoint a deputy clerk of the Council; and

WHEREAS, Janet Beech is recognized by the City Council as a qualified and proper person to administer the duties of Deputy Clerk of Council.

NOW, THEREFORE, BE IT RESOLVED BY THE COUNCIL OF THE CITY OF HATTIESBURG, MISSISSIPPI, to-wit:

Section 1. That Janet Beech be and is hereby appointed to serve as Deputy Clerk of Council, to assist in compiling the minutes and records of the Council's proceedings, its ordinances and resolutions, and to perform such duties as may be required by law, pursuant to Section 21-8-13(1) of the Mississippi Code of 1972 Annotated, as amended.

Section 2. That Janet Beech shall serve as Deputy Clerk of Council effective October 1, 2017, until further ordered.

THE above and foregoing Resolution was introduced by Council Member Dryden, seconded by Council Member George, and was adopted by the following vote, to-wit:

YEAS:	George Carroll Dryden	NAYS:	Delgado Brown

THE President thereby declared the motion carried and the Resolution adopted this, the 19th day of September, A.D., 2017.

(SEAL)

ATTEST: ADOPTED:

CLERK OF COUNCIL COUNCIL PRESIDENT

THE above and foregoing Resolution having been submitted to and approved by the Mayor on this, the 19th day of September, A.D., 2017.

ATTEST: APPROVED:

CITY CLERK MAYOR

City of Hattiesburg, MS

200 Forrest St.
P.O. Box 1898
Hattiesburg, MS 39401

Master

File Number: 2017-755

File ID:	2017-755	**Type:**	Resolution	**Status:**	Passed
Version:	1	**Reference:**		**In Control:**	City Council
Requester:	Lamar Rutland			**File Created:**	09/14/2017
Brief Title:	Project Resolution Requisition No. 9 - 2016 Bonds			**Final Action:**	09/19/2017
				Minute Book Number:	MB2017-402

Title:

Adopt a Resolution authorizing Requisition No. 9 from the Project Fund Construction Account in connection with a certain loan agreement, dated August 18, 2016, by and between the Mississippi Development Bank and the City of Hattiesburg.

Notes:

		Agenda Date:	09/19/2017
Indexes:		**Agenda Number:**	V.-12
Sponsors:		**Enactment Date:**	
Attachments:	2016 Bond Resolution No. 9, RES#2017-152, executed 2016 Bond Resolution No. 9	**Enactment Number:**	
Contact:		**Meeting Date:**	09/19/2017
Drafter:	Sharon Waits	**Effective Date:**	

History of Legislative File

Version:	Acting Body:	Date:	Action:	Sent To:	Due Date:	Return Date:	Result:
1	City Council	09/19/2017	Adopt				Pass

Action Text: Adopt

Yea:	3	Council Member George Council President Carroll Council Member Brown
Abstain:	1	Council Member Delgado
Recuse:	1	Council Vice President Dryden

Text of Legislative File 2017-755

Title

Adopt a Resolution authorizing Requisition No. 9 from the Project Fund Construction Account in connection with a certain loan agreement, dated August 18, 2016, by and between the Mississippi Development Bank and the City of Hattiesburg.

Summary

Project Resolution Requisition No. 9 - 2016 Bonds

The City Council of the City of Hattiesburg, Mississippi (the "City") acting for and on behalf of the City, took up for consideration the matter of requesting and authorizing Requisition No. **9** from the Project Fund Construction Account in connection with the loan agreement between the Mississippi Development Bank and the City dated August 18, 2016. After discussion of the subject, Council Member _____ offered and moved for the adoption of the following resolution:

RESOLUTION OF THE CITY COUNCIL OF THE CITY OF HATTIESBURG, MISSISSIPPI (THE "CITY") AUTHORIZING REQUISITION NO. 9 FROM THE PROJECT FUND CONSTRUCTION ACCOUNT IN CONNECTION WITH THAT CERTAIN LOAN AGREEMENT, DATED AS OF AUGUST 18, 2016, BY AND BETWEEN THE MISSISSIPPI DEVELOPMENT BANK AND THE CITY.

Whereas, on August 18, 2016 the City entered into a loan with the Mississippi Development Bank in an amount not to exceed $25,000,000 (the "Loan") pursuant to the terms and conditions of that certain loan agreement, dated as of August 18, 2016, by and between the Mississippi Development Bank and the City (the "Loan Agreement").

Whereas, the City Council of the City now finds it necessary to approve Requisition No. **9** from the Project Fund Construction Account under the Loan in the total aggregate amount of **$273,639.06** for the purpose of paying Water & Sewer Projects in connection with the loan as more particularly described in Exhibit A.

NOW, THEREFORE, BE IT RESOLVED BY THE CITY COUNCIL OF THE CITY OF HATTIESBURG, MISSISSIPPI:

SECTION 1. The City Council of the City hereby authorizes and approves Requisition No. **9** from the Project Fund Construction Account under the Loan in the total aggregate amount of **Two Hundred Seventy-three Thousand, Six Hundred Thirty-nine and 806/100 dollars ($273,639.06)** for the purpose of paying Water & Sewer Projects in connection with the loan as more particularly described in Exhibit A.

SECTION 2. The City Council hereby directs Regions Bank, as Trustee to disburse funds of Requisition No.**9** in the total aggregate amount of **Two Hundred Seventy-three Thousand, Six Hundred Thirty-nine and 806/100 dollars ($273,639.06)** as authorized herein, as more particularly described in Exhibit A.

SECTION 3. The Mayor and City Clerk are hereby authorized and directed for and on behalf of the City to take any and all action as may be required by the City to carry out and give effect to the aforesaid documents authorized pursuant to this Resolution and to execute all papers, documents, certificates and other instruments that may be required for the carrying out of the authority conferred by this Resolution in order to evidence the authority.

The above and foregoing Resolution, after having been first reduced to writing, was introduced by Council Member _____ seconded by Council Member _____, and was adopted by the following vote, to wit:

YEAS: NAYS: ABSENT:

The motion having received the affirmative vote of a majority of the Council members present, the President declared the motion carried and the resolution adopted, on this the **19th day** of **September**, 2017.

(SEAL)

ATTEST: **ADOPTED:**

_____ _____

CLERK OF COUNCIL **PRESIDENT**

The above and foregoing Resolution having been submitted to and approved by the Mayor, this the **19th day** of **September**, 2017.

ATTEST: **APPROVED:**

_____ _____

CITY CLERK **MAYOR**

EXHIBIT A

PROJECT FUND CONSTRUCTION ACCOUNT REQUISITION

PROJECT FUND CONSTRUCTION ACCOUNT REQUISITION

RE: **$25,000,000.00 Mississippi Development Bank Taxable Special Obligation Bonds, Series 2016 (Hattiesburg, Mississippi Combined Water and Sewer System Construction Project) (the "Series 2016 Bonds") secured by $25,000,000.00 Taxable Promissory Note (Hattiesburg, Mississippi Combined Water and Sewer System Construction Project), dated August 18, 2016 (the "Series 2016 Note").**

TO: **Regions Bank**
400 West Capitol, 7th Floor
Little Rock, AR 72201
ATTN: Corporate Trust Department

REQUISITION NO.: **9**

DATE OF REQUISITION: **9/19/2017**

Item #	Payee Name & Address	Budget Line Item		Payment Amount	Invoice #	Purpose of Payment
1	Shows, Dearman, & Waits, Inc. 301 Second Ave Hattiesburg, MS 39401	093695.7220.64	$	24,039.86	19850	Infrastructure Improvements along Lamar Blvd Period: July 23, 2017 - August 26, 2017 MB 2017-164 SDW #11248
2	Shows, Dearman, Waits, Inc 301 Second Ave Hattiesburg, MS 39403-1711	093695.7220.62	$	14,157.50	19821	Lake Forgetful Road Period: July 23, 2017 - August 26, 2017 MB: 2011-4/89-110 SDW #11209
3	Shows, Dearman, & Waits, Inc. 301 Second Ave Hattiesburg, MS 39401	093695.6015	$	4,287.50	19815	Water Plant #1 Rehabilitation Period: July 23, 2017 - August 26, 2017 MB 2017-81 SDW #1273-W015
4	Shows, Dearman, & Waits, Inc. 301 Second Ave Hattiesburg, MS 39401	093695.7220.72	$	1,765.00	19813	Sewer Phase X - Quinn St. Area Period: July 23, 2017 - August 26, 2017 MB 2011-4/89-110 SDW #1273-S011
5	Shows, Dearman, & Waits, Inc. 301 Second Ave	093695.7220.70	$	27,580.00	19805	Sewer Improvements Ph VIII - Camp St. Area Period: July 23, 2017 - August 26, 2017

	Hattiesburg, MS 39401					MB 2011-4/89-110 SDW #1273-S010
6	Shows, Dearman, & Waits, Inc. 301 Second Ave Hattiesburg, MS 39401	105695.7220.51	$	2,555.00	19842	Water Ph IV - Misc. Period: July 23, 2017 - August 26, 2017 MB 2011-4/89-110 SDW #1273-W009
7	Shows, Dearman, & Waits, Inc. 301 Second Ave Hattiesburg, MS 39401	105695.7245.52	$	3,805.00	19841	Water Ph III - Mobile & Bouie Period: July 23, 2017 - August 26, 2017 MB: 2011-4/89-110 SDW #1273-W008
8	Shows, Dearman, & Waits, Inc. 301 Second Ave Hattiesburg, MS 39401	105695.7245.51	$	450.00	19852	Water Ph II - Palmers Crossing Period: July 23, 2017 - August 26, 2017 MB 2011-4/89-110 SDW #1273-W007
9	Shows, Dearman, & Waits, Inc. 301 Second Ave Hattiesburg, MS 39401	093695.7220.51	$	6,805.00	19840	Sewer Improvements Phase XII Period: July 23, 2017 - August 26, 2017 MB 2011-4/89-110 SDW #1273-S012
10	Shows, Dearman, & Waits, Inc. 301 Second Ave Hattiesburg, MS 39401	093695.7245.xx	$	5,150.00	19844	Water Ph V Period: July 23, 2017 - August 26, 2017 MB 2011-4/89-110 SDW # 1273-W013
11	Neel-Schaffer P.O. Box 1487 Hattiesburg, MS 39401	93695.6015	$	183,044.20	1046894	WWTP Final Design Task 7 Phase B Period: Jan. 1, 2016 - Aug. 31, 2017 MB 2015-255 NS 12273.004
			$	273,639.06		

OR 198110

sdw Engineering Progress

CITY OF HATTIESBURG
P. O. BOX 1898
HATTIESBURG, MS 39403-1898

September 5, 2017
Project No: 1273-W007
Invoice No: 19852

Project Manager Kyle Wallace

Project 1273-W007 ComSWIP Water Phase II - Palmers Crossing

Professional Services from July 23, 2017 to August 26, 2017

Phase CM Palmer's Crossing - Construction Phase

Professional Personnel

	Hours	Rate	Amount	
PROJECT ENGINEER				
Sellers, Bennie	3.00	150.00	450.00	
Totals	3.00		450.00	
Total Labor				**450.00**
		Total this Phase		**$450.00**
		Total this Invoice		**$450.00**

Please make checks payable to Shows, Dearman and Waits, Inc. Thank you.

093695.7245.51
MB 2011-4/89-110

301 Second Ave. | Hattiesburg, MS 39401 | (p) 601.544.1821 | (f) 601.544.0501 | sd-w.com

LR

OR 198111

sdw Engineering Progress

CITY OF HATTIESBURG
P. O. BOX 1898
HATTIESBURG, MS 39403-1898

August 31, 2017
Project No: 1273-S011
Invoice No: 19813

Project Manager John Weeks

Project 1273-S011 ComSWIP Sewer Phase X - Quinn St. Area

Professional Services from July 23, 2017 to August 26, 2017

Professional Personnel

	Hours	Rate	Amount	
CADD TECHNICIAN I				
Simmons, Skyler	2.50	90.00	225.00	
Sullivan, Richard	.50	105.00	52.50	
PROJECT ENGINEER				
Wallace, Kyle	3.50	175.00	612.50	
Weeks, John	5.00	175.00	875.00	
Totals	11.50		1,765.00	
Total Labor				**1,765.00**
		Total this Invoice		**$1,765.00**

Please make checks payable to Shows, Dearman and Waits, Inc. Thank you.

093695.7220.72
MB 2011-4/89-110

301 Second Ave. | Hattiesburg, MS 39401 | (p) 601.544.1821 | (f) 601.544.0501 | sd-w.com

LR

OR 198113

sdw Engineering Progress

CITY OF HATTIESBURG
P. O. BOX 1898
HATTIESBURG, MS 39403-1898

August 31, 2017
Project No: 1273-S010
Invoice No: 19805

Project Manager John Weeks

Project 1273-S010 ComSWIP Sewer Phase VIII - Camp St. Area

Professional Services from July 23, 2017 to August 26, 2017

Professional Personnel

	Hours	Rate	Amount	
CADD TECHNICIAN I				
Simmons, Skyler	6.00	90.00	540.00	
Sullivan, Richard	15.50	105.00	1,627.50	
CAD TECHNICIAN II				
Trahan, Beau	70.00	90.00	6,300.00	
ENGINEERING INTERN				
Thomas, Louis	20.00	105.00	2,100.00	
FIELD CREW				
Crew, Field	9.50	175.00	1,662.50	
PROJECT ENGINEER				
Sellers, Bennie	2.00	150.00	300.00	
Wallace, Kyle	10.00	175.00	1,750.00	
Weeks, John	76.00	175.00	13,300.00	
Totals	209.00		27,580.00	
Total Labor				**27,580.00**
		Total this Invoice		**$27,580.00**

Please make checks payable to Shows, Dearman and Waits, Inc. Thank you.

093695.7220.70
MB 2011-4/89-110

301 Second Ave. | Hattiesburg, MS 39401 | (p) 601.544.1821 | (f) 601.544.0501 | sd-w.com

LR

OR 198114

V2099

sdw Engineering Progress

CITY OF HATTIESBURG
P. O. BOX 1898
HATTIESBURG, MS 39403-1898

September 5, 2017
Project No: 1273-S012
Invoice No: 19840

Project Manager Kyle Wallace
Project 1273-S012 COMSWIP Sewer Improv. Phase XII

Professional Services from July 23, 2017 to August 26, 2017

Professional Personnel

	Hours	Rate	Amount	
CADD TECHNICIAN I				
Simmons, Skyler	14.50	90.00	1,305.00	
Sullivan, Richard	3.50	105.00	367.50	
CAD TECHNICIAN II				
Trahan, Beau	8.00	90.00	720.00	
FIELD CREW				
Crew, Field	13.50	175.00	2,362.50	
PROJECT ENGINEER				
Sellers, Bennie	9.00	150.00	1,350.00	
Wallace, Kyle	4.00	175.00	700.00	
Totals	52.50		6,805.00	
Total Labor				**6,805.00**
		Total this Invoice		**$6,805.00**

Please make checks payable to Shows, Dearman and Waits, Inc. Thank you.

MB 2011-4/89-110
093695.7220.74

301 Second Ave. | Hattiesburg, MS 39401 | (p) 601.544.1821 | (f) 601.544.0501 | sd-w.com

LR

OR 198117

sdw Engineering Progress

CITY OF HATTIESBURG
P. O. BOX 1898
HATTIESBURG, MS 39403-1898

September 5, 2017
Project No: 1273-W008
Invoice No: 19841

Project Manager Kyle Wallace

Project 1273-W008 ComSWIP Water Phase III - Mobile & Bouie

Professional Services from July 23, 2017 to August 26, 2017

Phase CM Mobile & Bouie - Construction Phase Svc

Professional Personnel

	Hours	Rate	Amount	
AUTO CAD TECHNICIAN				
Simmons, Skyler	.50	90.00	45.00	
Sullivan, Richard	7.50	105.00	787.50	
CONSTRUCTION OBSERVER				
Jackson, Terry	1.00	85.00	85.00	
FIELD CREW				
Crew, Field	8.00	175.00	1,400.00	
PROJECT ENGINEER				
Wallace, Kyle	8.50	175.00	1,487.50	
Totals	25.50		3,805.00	
Total Labor				**3,805.00**
		Total this Phase		**$3,805.00**
		Total this Invoice		**$3,805.00**

Please make checks payable to Shows, Dearman and Waits, Inc. Thank you.

New Acct

093695.7245.52

MB 2011-4/89-110

301 Second Ave. | Hattiesburg, MS 39401 | (p) 601.544.1821 | (f) 601.544.0501 | sd-w.com

LR

OR 198118

sdw Engineering Progress

CITY OF HATTIESBURG
P. O. BOX 1898
HATTIESBURG, MS 39403-1898

September 5, 2017
Project No: 1273-W009
Invoice No: 19842

Project Manager Kyle Wallace
Project 1273-W009 ComSWIP Water - Phase IV - Misc.
Professional Services from July 23, 2017 to August 26, 2017

Phase CM Water Phase IV - Construction Phase Svcs

Professional Personnel

	Hours	Rate	Amount	
CONSTRUCTION OBSERVER				
Jackson, Terry	23.00	85.00	1,955.00	
PROJECT ENGINEER				
Sellers, Bennie	4.00	150.00	600.00	
Totals	27.00		2,555.00	
Total Labor				**2,555.00**
		Total this Phase		**$2,555.00**
		Total this Invoice		**$2,555.00**

Please make checks payable to Shows, Dearman and Waits, Inc. Thank you.

093695. 7245.53
MB 2011-4/89-110

301 Second Ave. | Hattiesburg, MS 39401 | (p) 601.544.1821 | (f) 601.544.0501 | sd-w.com

40

OR 198119

sdw Engineering Progress

CITY OF HATTIESBURG
P. O. BOX 1898
HATTIESBURG, MS 39403-1898

September 5, 2017
Project No: 1273-W013
Invoice No: 19844

Project Manager Kyle Wallace
Project 1273-W013 COMSWIP WATER PH V - I-59 Crossing etal
Professional Services from July 23, 2017 to August 26, 2017
Phase CM Construction Management

Construction Cost	1,143,728.04
Fee Percentage	9.00
Total Fee	102,935.52

Billing Phase	Percent of Fee	Fee	Percent Complete	Earned	Previous Fee Billing	Current Fee Billing
Design Phase Services	100.00	102,935.52	100.00	102,935.52	102,935.52	0.00
		Totals		102,935.52	102,935.52	0.00
		Total Fee				**0.00**

Professional Personnel

	Hours	Rate	Amount	
PROJECT ENGINEER				
Sellers, Bennie	32.00	150.00	4,800.00	
Wallace, Kyle	2.00	175.00	350.00	
Totals	34.00		5,150.00	
Total Labor				**5,150.00**
		Total this Phase		**$5,150.00**
		Total this Invoice		**$5,150.00**

Please make checks payable to Shows, Dearman and Waits, Inc. Thank you.

093695.7245.62
MB 2011-4/89-110

301 Second Ave. | Hattiesburg, MS 39401 | (p) 601.544.1821 | (f) 601.544.0501 | sd-w.com

LR

OR 198120

sdw Engineering Progress

CITY OF HATTIESBURG
P. O. BOX 1898
HATTIESBURG, MS 39403-1898

August 31, 2017
Project No: 1273-W015
Invoice No: 19815

Project Manager John Weeks
Project 1273-W015 Water Plant #1 Rehabilitation

Professional Services from July 23, 2017 to August 26, 2017

Professional Personnel

	Hours	Rate	Amount	
PROJECT ENGINEER				
Connolly, Nicholas	9.00	175.00	1,575.00	
Wallace, Kyle	2.50	175.00	437.50	
Weeks, John	13.00	175.00	2,275.00	
Totals	24.50		4,287.50	
Total Labor				**4,287.50**
		Total this Invoice		**$4,287.50**

Please make checks payable to Shows, Dearman and Waits, Inc. Thank you.

093695.6015
MB 2017-81

301 Second Ave. | Hattiesburg, MS 39401 | (p) 601.544.1821 | (f) 601.544.0501 | sd-w.com

LR

OR 198121

sdw Engineering Progress

CITY OF HATTIESBURG
P. O. BOX 1898
HATTIESBURG, MS 39403-1898

August 31, 2017
Project No: 11209
Invoice No: 19821

Project Manager Shea McNease

Project 11209 Lake Forgetful Road

Professional Services from July 23, 2017 to August 26, 2017

Professional Personnel

	Hours	Rate	Amount	
CONSTRUCTION OBSERVER				
Jackson, Terry	84.00	85.00	7,140.00	
Tingle, William	41.50	95.00	3,942.50	
PROJECT ENGINEER				
McNease, Shea	12.00	175.00	2,100.00	
Sellers, Bennie	6.50	150.00	975.00	
Totals	144.00		14,157.50	
Total Labor				**14,157.50**
		Total this Invoice		**$14,157.50**

Please make checks payable to Shows, Dearman and Waits, Inc. Thank you.

093695.7220.62
MB 2011-4/89-110

301 Second Ave. | Hattiesburg, MS 39401 | (p) 601.544.1821 | (f) 601.544.0501 | sd-w.com

LR

OR 198122

sdw Engineering Progress

CITY OF HATTIESBURG
P. O. BOX 1898
HATTIESBURG, MS 39403-1898

September 5, 2017
Project No: 11248
Invoice No: 19850

Project Manager Shea McNease

Project 11248 Infrastructure Improvementsalong Lamar Blvd

Professional Services from July 23, 2017 to August 26, 2017

Phase DD Design Phase Services

Billing Phase	Fee	Percent Complete	Earned	Previous Fee Billing	Current Fee Billing
Preliminary Design Phase	56,676.80	100.00	56,676.80	53,842.96	2,833.84
Final Design Phase	97,156.80	45.00	43,720.56	29,147.04	14,573.52
Bidding and Negotiating Phase	8,094.40	0.00	0.00	0.00	0.00
Total Fee	161,928.00		100,397.36	82,990.00	17,407.36

Total Fee **17,407.36**

Total this Phase **$17,407.36**

Phase EDA EDA Grant Services

Professional Personnel

	Hours	Rate	Amount
CADD TECHNICIAN I			
Sullivan, Richard	14.00	105.00	1,470.00
FIELD CREW			
Crew, Field	1.50	175.00	262.50
PROJECT ENGINEER			
McNease, Shea	28.00	175.00	4,900.00
Totals	43.50		6,632.50

Total Labor **6,632.50**

Total this Phase **$6,632.50**

Total this Invoice **$24,039.86**

Please make checks payable to Shows, Dearman and Waits, Inc. Thank you.

301 Second Ave. | Hattiesburg, MS 39401 | (p) 601.544.1821 | (f) 601.544.0501 | sd-w.com

093695.7220.64
MTB 2017-164

LR

OR198124

NEEL-SCHAFFER
Solutions you can build upon

V1925

September 1, 2017
Project No: NS.12273.004
Invoice No: 1046894

City of Hattiesburg
Attn: Lamar Rutland, P.E.
P O Box 1898
Hattiesburg, MS 39403-1898

Project NS.12273.004 City of Hattiesburg – WWTP Final Design – Task Order #7

Professional Services from January 01, 2016 to August 31, 2017

Fee

Total Fee	3,700,000.00			
Percent Complete	75.00	Total Earned	2,775,000.00	
		Previous Fee Billing	2,591,955.80	
		Current Fee Billing	183,044.20	
		Total Fee		**183,044.20**

Total this Invoice **$183,044.20**

093695.6015
MB 2015-255

P.O. Box 1487 / 39403-1487 • 704 Hardy Street • Hattiesburg, MS 39401-3665 • 601.545.1565 • Fax 601.545.2267
Federal Tax ID Number 64-0671634

LR

Hattiesburg, Mississippi does hereby certify to Regions Bank, as trustee in respect to the referenced Bonds (the Trustee”):

(1) The amounts herein requisitioned to be paid to the above-designated payees are for the items or services hereinabove described.
(2) The items or services listed above for which payment is proposed to be made hereunder have not formed the basis for any payment heretofore made from the Series 2016 Project Fund Construction Account.
(3) Each of the items was reasonable and necessary in connection with the “Construction Project” being financed pursuant to the Loan Agreement dated as of August 18, 2016 (the “Loan Agreement”).
(4) The payment herein authorized and approved is a proper charge against the Series 2016 Project Fund Construction Account as provided for in Section 3 of the Loan Agreement.
(5) The invoices or statements from the contractor, vendor or other payee or other document supporting the amounts requisitioned herein are on file with the City.

CITY OF HATTIESBURG, MISSISSIPPI

By: _____
Title: Mayor or City Clerk
(Authorized City Representative)

As Approved by:

Regions Commercial Equipment Finance, LLC
As Purchaser

_____
Authorized Officer

The City Council of the City of Hattiesburg, Mississippi (the "City") acting for and on behalf of the City, took up for consideration the matter of requesting and authorizing Requisition No. **9** from the Project Fund Construction Account in connection with the loan agreement between the Mississippi Development Bank and the City dated August 18, 2016. After discussion of the subject, Council Member George offered and moved for the adoption of the following resolution:

RESOLUTION OF THE CITY COUNCIL OF THE CITY OF HATTIESBURG, MISSISSIPPI (THE "CITY") AUTHORIZING REQUISITION NO. 9 FROM THE PROJECT FUND CONSTRUCTION ACCOUNT IN CONNECTION WITH THAT CERTAIN LOAN AGREEMENT, DATED AS OF AUGUST 18, 2016, BY AND BETWEEN THE MISSISSIPPI DEVELOPMENT BANK AND THE CITY.

Whereas, on August 18, 2016 the City entered into a loan with the Mississippi Development Bank in an amount not to exceed $25,000,000 (the "Loan") pursuant to the terms and conditions of that certain loan agreement, dated as of August 18, 2016, by and between the Mississippi Development Bank and the City (the "Loan Agreement").

Whereas, the City Council of the City now finds it necessary to approve Requisition No. **9** from the Project Fund Construction Account under the Loan in the total aggregate amount of **$273,639.06** for the purpose of paying Water & Sewer Projects in connection with the loan as more particularly described in Exhibit A.

NOW, THEREFORE, BE IT RESOLVED BY THE CITY COUNCIL OF THE CITY OF HATTIESBURG, MISSISSIPPI:

SECTION 1. The City Council of the City hereby authorizes and approves Requisition No. **9** from the Project Fund Construction Account under the Loan in the total aggregate amount of **Two Hundred Seventy-three Thousand, Six Hundred Thirty-nine and 806/100 dollars ($273,639.06)** for the purpose of paying Water & Sewer Projects in connection with the loan as more particularly described in Exhibit A.

SECTION 2. The City Council hereby directs Regions Bank, as Trustee to disburse funds of Requisition No.**9** in the total aggregate amount of **Two Hundred Seventy-three Thousand, Six Hundred Thirty-nine and 806/100 dollars ($273,639.06)** as authorized herein, as more particularly described in Exhibit A.

SECTION 3. The Mayor and City Clerk are hereby authorized and directed for and on behalf of the City to take any and all action as may be required by the City to carry out and give effect to the aforesaid documents authorized pursuant to this Resolution and to execute all papers, documents, certificates and other instruments that may be required for the carrying out of the authority conferred by this Resolution in order to evidence the authority.

The above and foregoing Resolution, after having been first reduced to writing, was introduced by Council Member George seconded by Council Member Brown, and was adopted by the following vote, to wit:

YEAS:	George Carroll Brown	NAYS:	None	ABSENT:	None
				ABSTAIN:	Delgado
				RECUSED:	Dryden

The motion having received the affirmative vote of a majority of the Council members present, the President declared the motion carried and the resolution adopted, on this the **19th day** of **September**, 2017.

(SEAL)

ATTEST:

CLERK OF COUNCIL

ADOPTED:

PRESIDENT

The above and foregoing Resolution having been submitted to and approved by the Mayor, this the **19th day** of **September**, 2017.

ATTEST:

CITY CLERK

APPROVED:

MAYOR

EXHIBIT A

PROJECT FUND CONSTRUCTION ACCOUNT REQUISITION

PROJECT FUND CONSTRUCTION ACCOUNT REQUISITION

RE: **$25,000,000.00 Mississippi Development Bank Taxable Special Obligation Bonds, Series 2016 (Hattiesburg, Mississippi Combined Water and Sewer System Construction Project) (the "Series 2016 Bonds") secured by $25,000,000.00 Taxable Promissory Note (Hattiesburg, Mississippi Combined Water and Sewer System Construction Project), dated August 18, 2016 (the "Series 2016 Note").**

TO: **Regions Bank**
400 West Capitol, 7th Floor
Little Rock, AR 72201
ATTN: Corporate Trust Department

REQUISITION NO.: **9**

DATE OF REQUISITION: **9/19/2017**

Item #	Payee Name & Address	Budget Line Item	Payment Amount	Invoice #	Purpose of Payment
1	Shows, Dearman, & Waits, Inc. 301 Second Ave Hattiesburg, MS 39401	093695.7220.64	$ 24,039.86	19850	Infrastructure Improvements along Lamar Blvd Period: July 23, 2017 - August 26, 2017 MB 2017-164 SDW #11248
2	Shows, Dearman, Waits, Inc 301 Second Ave Hattiesburg, MS 39403-1711	093695.7220.62	$ 14,157.50	19821	Lake Forgetful Road Period: July 23, 2017 - August 26, 2017 MB: 2011-4/89-110 SDW #11209
3	Shows, Dearman, & Waits, Inc. 301 Second Ave Hattiesburg, MS 39401	093695.6015	$ 4,287.50	19815	Water Plant #1 Rehabilitation Period: July 23, 2017 - August 26, 2017 MB 2017-81 SDW #1273-W015
4	Shows, Dearman, & Waits, Inc. 301 Second Ave Hattiesburg, MS 39401	093695.7220.72	$ 1,765.00	19813	Sewer Phase X - Quinn St. Area Period: July 23, 2017 - August 26, 2017 MB 2011-4/89-110 SDW #1273-S011
5	Shows, Dearman, & Waits, Inc. 301 Second Ave	093695.7220.70	$ 27,580.00	19805	Sewer Improvements Ph VIII - Camp St. Area Period: July 23, 2017 - August 26, 2017

	Hattiesburg, MS 39401					MB 2011-4/89-110 SDW #1273-S010
6	Shows, Dearman, & Waits, Inc. 301 Second Ave Hattiesburg, MS 39401	105695.7220.51	$	2,555.00	19842	Water Ph IV - Misc. Period: July 23, 2017 - August 26, 2017 MB 2011-4/89-110 SDW #1273-W009
7	Shows, Dearman, & Waits, Inc. 301 Second Ave Hattiesburg, MS 39401	105695.7245.52	$	3,805.00	19841	Water Ph III - Mobile & Bouie Period: July 23, 2017 - August 26, 2017 MB: 2011-4/89-110 SDW #1273-W008
8	Shows, Dearman, & Waits, Inc. 301 Second Ave Hattiesburg, MS 39401	105695.7245.51	$	450.00	19852	Water Ph II - Palmers Crossing Period: July 23, 2017 - August 26, 2017 MB 2011-4/89-110 SDW #1273-W007
9	Shows, Dearman, & Waits, Inc. 301 Second Ave Hattiesburg, MS 39401	093695.7220.51	$	6,805.00	19840	Sewer Improvements Phase XII Period: July 23, 2017 - August 26, 2017 MB 2011-4/89-110 SDW #1273-S012
10	Shows, Dearman, & Waits, Inc. 301 Second Ave Hattiesburg, MS 39401	093695.7245.xx	$	5,150.00	19844	Water Ph V Period: July 23, 2017 - August 26, 2017 MB 2011-4/89-110 SDW # 1273-W013
11	Neel-Schaffer P.O. Box 1487 Hattiesburg, MS 39401	93695.6015	$	183,044.20	1046894	WWTP Final Design Task 7 Phase B Period: Jan. 1, 2016 - Aug. 31, 2017 MB 2015-255 NS 12273.004
			$	273,639.06		

OR 198110

sdw Engineering Progress

CITY OF HATTIESBURG
P. O. BOX 1898
HATTIESBURG, MS 39403-1898

September 5, 2017
Project No: 1273-W007
Invoice No: 19852

Project Manager Kyle Wallace

Project 1273-W007 ComSWIP Water Phase II - Palmers Crossing

Professional Services from July 23, 2017 to August 26, 2017

Phase CM Palmer's Crossing - Construction Phase

Professional Personnel

	Hours	Rate	Amount	
PROJECT ENGINEER				
Sellers, Bennie	3.00	150.00	450.00	
Totals	3.00		450.00	
Total Labor				**450.00**
		Total this Phase		**$450.00**
		Total this Invoice		**$450.00**

Please make checks payable to Shows, Dearman and Waits, Inc. Thank you.

093695.7245.51
MB 2011-4/89-110

301 Second Ave. | Hattiesburg, MS 39401 | (p) 601.544.1821 | (f) 601.544.0501 | sd-w.com

LR

OR 198111

sdw Engineering Progress

CITY OF HATTIESBURG
P. O. BOX 1898
HATTIESBURG, MS 39403-1898

August 31, 2017
Project No: 1273-S011
Invoice No: 19813

Project Manager John Weeks

Project 1273-S011 ComSWIP Sewer Phase X - Quinn St. Area

Professional Services from July 23, 2017 to August 26, 2017

Professional Personnel

	Hours	Rate	Amount	
CADD TECHNICIAN I				
Simmons, Skyler	2.50	90.00	225.00	
Sullivan, Richard	.50	105.00	52.50	
PROJECT ENGINEER				
Wallace, Kyle	3.50	175.00	612.50	
Weeks, John	5.00	175.00	875.00	
Totals	11.50		1,765.00	
Total Labor				**1,765.00**
		Total this Invoice		**$1,765.00**

Please make checks payable to Shows, Dearman and Waits, Inc. Thank you.

093695.7220.72
MB 2011-4/89-110

301 Second Ave. | Hattiesburg, MS 39401 | (p) 601.544.1821 | (f) 601.544.0501 | sd-w.com

LR

OR 198113

sdw Engineering Progress

CITY OF HATTIESBURG
P. O. BOX 1898
HATTIESBURG, MS 39403-1898

August 31, 2017
Project No: 1273-S010
Invoice No: 19805

Project Manager John Weeks

Project 1273-S010 ComSWIP Sewer Phase VIII - Camp St. Area

Professional Services from July 23, 2017 to August 26, 2017

Professional Personnel

	Hours	Rate	Amount	
CADD TECHNICIAN I				
Simmons, Skyler	6.00	90.00	540.00	
Sullivan, Richard	15.50	105.00	1,627.50	
CAD TECHNICIAN II				
Trahan, Beau	70.00	90.00	6,300.00	
ENGINEERING INTERN				
Thomas, Louis	20.00	105.00	2,100.00	
FIELD CREW				
Crew, Field	9.50	175.00	1,662.50	
PROJECT ENGINEER				
Sellers, Bennie	2.00	150.00	300.00	
Wallace, Kyle	10.00	175.00	1,750.00	
Weeks, John	76.00	175.00	13,300.00	
Totals	209.00		27,580.00	
Total Labor				**27,580.00**
		Total this Invoice		**$27,580.00**

Please make checks payable to Shows, Dearman and Waits, Inc. Thank you.

093695.7220.70
MB 2011-4/89-110

301 Second Ave. | Hattiesburg, MS 39401 | (p) 601.544.1821 | (f) 601.544.0501 | sd-w.com

LR

OR 198114

V2099

sdw Engineering Progress

CITY OF HATTIESBURG
P. O. BOX 1898
HATTIESBURG, MS 39403-1898

September 5, 2017
Project No: 1273-S012
Invoice No: 19840

Project Manager Kyle Wallace

Project 1273-S012 COMSWIP Sewer Improv. Phase XII

Professional Services from July 23, 2017 to August 26, 2017

Professional Personnel

	Hours	Rate	Amount	
CADD TECHNICIAN I				
Simmons, Skyler	14.50	90.00	1,305.00	
Sullivan, Richard	3.50	105.00	367.50	
CAD TECHNICIAN II				
Trahan, Beau	8.00	90.00	720.00	
FIELD CREW				
Crew, Field	13.50	175.00	2,362.50	
PROJECT ENGINEER				
Sellers, Bennie	9.00	150.00	1,350.00	
Wallace, Kyle	4.00	175.00	700.00	
Totals	52.50		6,805.00	
Total Labor				**6,805.00**
		Total this Invoice		**$6,805.00**

Please make checks payable to Shows, Dearman and Waits, Inc. Thank you.

MB 2011-4/89-110
093695.7220.74

301 Second Ave. | Hattiesburg, MS 39401 | (p) 601.544.1821 | (f) 601.544.0501 | sd-w.com

LR

OR 198117

sdw Engineering Progress

CITY OF HATTIESBURG
P. O. BOX 1898
HATTIESBURG, MS 39403-1898

September 5, 2017
Project No: 1273-W008
Invoice No: 19841

Project Manager Kyle Wallace

Project 1273-W008 ComSWIP Water Phase III - Mobile & Bouie

Professional Services from July 23, 2017 to August 26, 2017

Phase CM Mobile & Bouie - Construction Phase Svc

Professional Personnel

	Hours	Rate	Amount	
AUTO CAD TECHNICIAN				
Simmons, Skyler	.50	90.00	45.00	
Sullivan, Richard	7.50	105.00	787.50	
CONSTRUCTION OBSERVER				
Jackson, Terry	1.00	85.00	85.00	
FIELD CREW				
Crew, Field	8.00	175.00	1,400.00	
PROJECT ENGINEER				
Wallace, Kyle	8.50	175.00	1,487.50	
Totals	25.50		3,805.00	
Total Labor				**3,805.00**
		Total this Phase		**$3,805.00**
		Total this Invoice		**$3,805.00**

Please make checks payable to Shows, Dearman and Waits, Inc. Thank you.

New Acct

093695.7245.52

mB 2011-4/89-110

301 Second Ave. | Hattiesburg, MS 39401 | (p) 601.544.1821 | (f) 601.544.0501 | sd-w.com

LR

OR 198118

sdw Engineering Progress

CITY OF HATTIESBURG
P. O. BOX 1898
HATTIESBURG, MS 39403-1898

September 5, 2017
Project No: 1273-W009
Invoice No: 19842

Project Manager Kyle Wallace
Project 1273-W009 ComSWIP Water - Phase IV - Misc.
Professional Services from July 23, 2017 to August 26, 2017
Phase CM Water Phase IV - Construction Phase Svcs

Professional Personnel

	Hours	Rate	Amount	
CONSTRUCTION OBSERVER				
Jackson, Terry	23.00	85.00	1,955.00	
PROJECT ENGINEER				
Sellers, Bennie	4.00	150.00	600.00	
Totals	27.00		2,555.00	
Total Labor				**2,555.00**
		Total this Phase		**$2,555.00**
		Total this Invoice		**$2,555.00**

Please make checks payable to Shows, Dearman and Waits, Inc. Thank you.

093695. 7245.53
MB 2011-4/89-110

301 Second Ave. | Hattiesburg, MS 39401 | (p) 601.544.1821 | (f) 601.544.0501 | sd-w.com

LQ

OR 198119

sdw Engineering Progress

CITY OF HATTIESBURG
P. O. BOX 1898
HATTIESBURG, MS 39403-1898

September 5, 2017
Project No: 1273-W013
Invoice No: 19844

Project Manager Kyle Wallace

Project 1273-W013 COMSWIP WATER PH V - I-59 Crossing etal

Professional Services from July 23, 2017 to August 26, 2017

Phase CM Construction Management

Construction Cost	1,143,728.04
Fee Percentage	9.00
Total Fee	102,935.52

Billing Phase	Percent of Fee	Fee	Percent Complete	Earned	Previous Fee Billing	Current Fee Billing
Design Phase Services	100.00	102,935.52	100.00	102,935.52	102,935.52	0.00
		Totals		102,935.52	102,935.52	0.00
		Total Fee				**0.00**

Professional Personnel

	Hours	Rate	Amount	
PROJECT ENGINEER				
Sellers, Bennie	32.00	150.00	4,800.00	
Wallace, Kyle	2.00	175.00	350.00	
Totals	34.00		5,150.00	
Total Labor				**5,150.00**
		Total this Phase		**$5,150.00**
		Total this Invoice		**$5,150.00**

Please make checks payable to Shows, Dearman and Waits, Inc. Thank you.

093695.7245.62

MB 2011-4/89-110

301 Second Ave. | Hattiesburg, MS 39401 | (p) 601.544.1821 | (f) 601.544.0501 | sd-w.com

LR

OR 198120

sdw Engineering Progress

CITY OF HATTIESBURG
P. O. BOX 1898
HATTIESBURG, MS 39403-1898

August 31, 2017
Project No: 1273-W015
Invoice No: 19815

Project Manager John Weeks
Project 1273-W015 Water Plant #1 Rehabilitation
Professional Services from July 23, 2017 to August 26, 2017
Professional Personnel

	Hours	Rate	Amount	
PROJECT ENGINEER				
Connolly, Nicholas	9.00	175.00	1,575.00	
Wallace, Kyle	2.50	175.00	437.50	
Weeks, John	13.00	175.00	2,275.00	
Totals	24.50		4,287.50	
Total Labor				**4,287.50**
		Total this Invoice		**$4,287.50**

Please make checks payable to Shows, Dearman and Waits, Inc. Thank you.

093695.6015
MB 2017-81

301 Second Ave. | Hattiesburg, MS 39401 | (p) 601.544.1821 | (f) 601.544.0501 | sd-w.com

LR

OR 198121

sdw
Engineering Progress

CITY OF HATTIESBURG
P. O. BOX 1898
HATTIESBURG, MS 39403-1898

August 31, 2017
Project No: 11209
Invoice No: 19821

Project Manager Shea McNease
Project 11209 Lake Forgetful Road
Professional Services from July 23, 2017 to August 26, 2017
Professional Personnel

	Hours	Rate	Amount	
CONSTRUCTION OBSERVER				
Jackson, Terry	84.00	85.00	7,140.00	
Tingle, William	41.50	95.00	3,942.50	
PROJECT ENGINEER				
McNease, Shea	12.00	175.00	2,100.00	
Sellers, Bennie	6.50	150.00	975.00	
Totals	144.00		14,157.50	
Total Labor				**14,157.50**
		Total this Invoice		**$14,157.50**

Please make checks payable to Shows, Dearman and Waits, Inc. Thank you.

093695.7220.62
MB 2011-4/89-110

301 Second Ave. | Hattiesburg, MS 39401 | (p) 601.544.1821 | (f) 601.544.0501 | sd-w.com

LR

OR 198122

sdw Engineering Progress

CITY OF HATTIESBURG
P. O. BOX 1898
HATTIESBURG, MS 39403-1898

September 5, 2017
Project No: 11248
Invoice No: 19850

Project Manager Shea McNease

Project 11248 Infrastructure Improvementsalong Lamar Blvd

Professional Services from July 23, 2017 to August 26, 2017

Phase DD Design Phase Services

Billing Phase	Fee	Percent Complete	Earned	Previous Fee Billing	Current Fee Billing
Preliminary Design Phase	56,676.80	100.00	56,676.80	53,842.96	2,833.84
Final Design Phase	97,156.80	45.00	43,720.56	29,147.04	14,573.52
Bidding and Negotiating Phase	8,094.40	0.00	0.00	0.00	0.00
Total Fee	161,928.00		100,397.36	82,990.00	17,407.36

Total Fee **17,407.36**

Total this Phase **$17,407.36**

Phase EDA EDA Grant Services

Professional Personnel

	Hours	Rate	Amount	
CADD TECHNICIAN I				
Sullivan, Richard	14.00	105.00	1,470.00	
FIELD CREW				
Crew, Field	1.50	175.00	262.50	
PROJECT ENGINEER				
McNease, Shea	28.00	175.00	4,900.00	
Totals	43.50		6,632.50	
Total Labor				**6,632.50**

Total this Phase **$6,632.50**

Total this Invoice **$24,039.86**

Please make checks payable to Shows, Dearman and Waits, Inc. Thank you.

301 Second Ave. | Hattiesburg, MS 39401 | (p) 601.544.1821 | (f) 601.544.0501 | sd-w.com

093695.7220.64
MTB 2017-164

LR

OR198124

NEEL-SCHAFFER
Solutions you can build upon

V1925

September 1, 2017
Project No: NS.12273.004
Invoice No: 1046894

City of Hattiesburg
Attn: Lamar Rutland, P.E.
P O Box 1898
Hattiesburg, MS 39403-1898

Project NS.12273.004 City of Hattiesburg – WWTP Final Design – Task Order #7

Professional Services from January 01, 2016 to August 31, 2017

Fee

Total Fee	3,700,000.00			
Percent Complete	75.00	Total Earned	2,775,000.00	
		Previous Fee Billing	2,591,955.80	
		Current Fee Billing	183,044.20	
		Total Fee		**183,044.20**

Total this Invoice **$183,044.20**

093695.6015
MB 2015-255

P.O. Box 1487 / 39403-1487 • 704 Hardy Street • Hattiesburg, MS 39401-3665 • 601.545.1565 • Fax 601.545.2267
Federal Tax ID Number 64-0671634

LR

Hattiesburg, Mississippi does hereby certify to Regions Bank, as trustee in respect to the referenced Bonds (the Trustee"):

(1) The amounts herein requisitioned to be paid to the above-designated payees are for the items or services hereinabove described.
(2) The items or services listed above for which payment is proposed to be made hereunder have not formed the basis for any payment heretofore made from the Series 2016 Project Fund Construction Account.
(3) Each of the items was reasonable and necessary in connection with the "Construction Project" being financed pursuant to the Loan Agreement dated as of August 18, 2016 (the "Loan Agreement").
(4) The payment herein authorized and approved is a proper charge against the Series 2016 Project Fund Construction Account as provided for in Section 3 of the Loan Agreement.
(5) The invoices or statements from the contractor, vendor or other payee or other document supporting the amounts requisitioned herein are on file with the City.

CITY OF HATTIESBURG, MISSISSIPPI

By: _____
Title: Mayor or City Clerk
(Authorized City Representative)

As Approved by:

Regions Commercial Equipment Finance, LLC
As Purchaser

_____
Authorized Officer

City of Hattiesburg, MS

200 Forrest St.
P.O. Box 1898
Hattiesburg, MS 39401

Master

File Number: 2017-699

File ID:	2017-699	**Type:**	Resolution	**Status:**	Passed
Version:	1	**Reference:**		**In Control:**	City Council
Requester:	Lamar Rutland			**File Created:**	08/30/2017
Brief Title:	Johnson Controls Requisition No. 19			**Final Action:**	09/19/2017
				Minute Book Number:	MB2017-402-403

Title:

Adopt a Resolution authorizing Disbursement No. 19 from the Project Fund Escrow Account in connection with certain Equipment Lease/Purchase Agreement, dated as of February 4, 2016, by and between Banc of America Public Capital Corp. and City of Hattiesburg.

Notes:

		Agenda Date:	09/19/2017
Indexes:		**Agenda Number:**	V.-13
Sponsors:		**Enactment Date:**	
Attachments:	Energy Performance Disbursement 19, RES#2017-153, executedEnergy Performance Disbursement 19	**Enactment Number:**	
Contact:		**Meeting Date:**	09/19/2017
Drafter:	Sharon Waits	**Effective Date:**	

History of Legislative File

Version:	Acting Body:	Date:	Action:	Sent To:	Due Date:	Return Date:	Result:
1		09/05/2017					
1	City Council	09/19/2017	Adopt				Pass

Action Text: A MOTION was made by Council Member Delgado and seconded by Council Member George to Adopt a Resolution authorizing Disbursement No. 19 from the Project Fund Escrow Account in connection with certain Equipment Lease/Purchase Agreement, dated as of February 4, 2016, by and between Banc of America Public Capital Corp. and City of Hattiesburg.

There being no discussion, the Motion received the affirmative vote of the Council as follows:

Yeas: 5 - George, Delgado, Carroll, Dryden and Brown

Nays: 0:

Yea: 5 Council Member George
Council Member Delgado
Council President Carroll
Council Vice President Dryden
Council Member Brown

Text of Legislative File 2017-699

Title

Adopt a Resolution authorizing Disbursement No. 19 from the Project Fund Escrow Account in connection with certain Equipment Lease/Purchase Agreement, dated as of February 4, 2016, by and between Banc of America Public Capital Corp. and City of Hattiesburg.

Summary

Johnson Controls Requisition No. 19

The City Council of the City of Hattiesburg, Mississippi (the "City") acting for and on behalf of the City, took up for consideration the matter of requesting and authorizing Disbursement No. **19** of funds from the Escrow Account in connection with the Equipment Lease/Purchase Agreement between the City and Banc of America Public Capital Corp and an Escrow and Account Control Agreement between the City and Bank of America, N.A., as Escrow Agent, dated February 4, 2016. After discussion of the subject, Council Member _____ offered and moved for the adoption of the following resolution:

RESOLUTION OF THE CITY COUNCIL OF THE CITY OF HATTIESBURG, MISSISSIPPI (THE "CITY") AUTHORIZING DISBURSEMENT NO. 19 FROM THE ESCROW ACCOUNT IN CONNECTION WITH THAT EQUIPMENT LEASE/PURCHASE AGREEMENT DATED FEBRUARY 4, 2016, BY AND BETWEEN THE CITY AND BANC OF AMERICA PUBLIC CAPITAL CORP AND AN ESCROW AND ACCOUNT CONTROL AGREEMENT BETWEEN THE CITY AND BANK OF AMERICA, N.A., AS ESCROW AGENT, ALL IN CONNECTION WITH THAT CERTAIN PERFORMANCE CONTRACT UNDERTAKEN PURSUANT TO THE MISSISSIPPI DEVELOPMENT AUTHORITY CAPITAL LEASE PROGRAM TO FINANCE ENERGY EFFICIENCY AND CONSERVATION EQUIPMENT FOR CERTAIN FACILITIES LOCATED THROUGHOUT THE CITY, AND RELATED MATTERS.

Whereas, on February 4, 2016 the City entered into an Equipment Lease/Purchase Agreement between Banc of America Public Capital Corp and an Escrow Control Agreement between the Bank of America, National Association, as Escrow Agent, in an amount not to exceed $7,528,000 (the "Lease") pursuant to the terms and conditions of that certain agreement, dated as February 4, 2016, by between Banc of America Public Capital Corp and Bank of America, National Association (the "Lease").

Whereas, the City Council of the City now finds it necessary to approve Disbursement No. **19** from the Escrow Account under the Lease in the total aggregate amount of $**362,486.00** for the purpose of paying vendors in connection with the lease as more particularly described in Exhibit A.

NOW, THEREFORE, BE IT RESOLVED BY THE CITY COUNCIL OF THE CITY OF HATTIESBURG, MISSISSIPPI:

SECTION 1. The City Council of the City hereby authorizes and approves Disbursement No. **19** from the Escrow Account under the Lease in the total aggregate amount of **Three Hundred Sixty-two Thousand Four Hundred Eighty-six and no/100 Dollars ($ 362,486.00)** for the purpose of paying vendors in connection with the Lease as more particularly described in Exhibit A.

SECTION 2. The City Council hereby directs Bank of America, National Association, as the Escrow Agent, to disburse funds of Disbursement No. **19** in the total aggregate amount **Three Hundred Sixty-two Thousand Four Hundred Eighty-six and no/100 Dollars ($ 362,486.00)** as authorized herein, as more particularly described in Exhibit A.

SECTION 3. The Mayor and City Clerk are hereby authorized and directed for and on behalf of the City to take any and all action as may be required by the City to carry out and give effect to the aforesaid documents authorized pursuant to this Resolution and to execute all papers, documents, certificates and other instruments that may be required for the carrying out of the authority conferred by this Resolution in order to evidence the authority.

The above and foregoing Resolution, after having been first reduced to writing, was introduced by Council Member _____ seconded by Council Member _____, and was adopted by the following vote, to wit:

YEAS: NAYS: ABSENT:

The motion having received the affirmative vote of a majority of the Council members present, the President declared the motion carried and the resolution adopted, on this the **19th** day of **September**, 2017.

(SEAL)

ATTEST: **ADOPTED:**

_____ _____

CLERK OF COUNCIL **PRESIDENT**

The above and foregoing Resolution having been submitted to and approved by the Mayor, this the **19th** day of **September**, 2017.

ATTEST: **APPROVED:**

_____ _____

CITY CLERK **MAYOR**

EXHIBIT A

DISBURSEMENT OF ESCROW FUNDS REQUEST

SCHEDULE 1
to the Escrow and Account Control Agreement

FORM OF DISBURSEMENT REQUEST

Re: Equipment Lease/Purchase Agreement dated as of February 4, 2016 by and between Banc of America Public Capital Corp, as Lessor and City of Hattiesburg, Mississippi, as Lessee (the "Lease") (Capitalized terms not otherwise defined herein shall have the meanings assigned to them in the Lease.)

In accordance with the terms of the Escrow and Account Control Agreement, dated as of February 4, 2016 (the "Escrow Account and Account Control Agreement") by and among Banc of America Public Capital Corp ("Lessor"), City of Hattiesburg, Mississippi ("Lessee") and Bank of America, National Association, (the "Escrow Agent"), the undersigned hereby requests the Escrow Agent pay the following persons the following amounts from the Escrow Account created under the Escrow Account and Account Control Agreement for the following purposes:

Disbursement Amounts:

Payee's Name and Address (if disbursement via wire, must include wire transfer instructions)	Invoice Number	Dollar Amount	Purpose
Johnson Control, Inc. JPM Chase One Bank Plaza Chicago, IL 60 670 ABA# 071000013 Account # 5514347	Pay App 19	$362,486.00	Energy Performance Upgrades

(i) (a) Each obligation specified in the table herein titled as "Disbursement Amounts" has been incurred by Lessee in the stated amount, (b) the same is a proper charge against the Escrow Account for costs relating to the Equipment identified in the Lease, and (c) has not been paid (or has been paid by Lessee and Lessee requests reimbursement thereof).

(ii) Each item of Equipment relating to an obligation specified in the table herein titled as "Disbursement Amounts" has been delivered, installed and accepted by Lessee. Attached hereto is the original invoice with respect to such obligation.

(iii) The undersigned, as Authorized Representative, has no notice of any vendor's, mechanic's or other liens or rights to liens, chattel mortgages, conditional sales contracts or security interest which should be satisfied or discharged before such payment is made.

(iv) This requisition contains no item representing payment on account, or any retained percentages which Lessee is, at the date hereof, entitled to retain (except to the extent such amounts represent a reimbursement to Lessee).

(v) The Equipment is insured in accordance with the Lease.

(vi) No Event of Default, and no event which with notice or lapse of time, or both, would become an Event of Default, under the Lease has occurred and is continuing at the date hereof.

(vii) The disbursement shall occur during the Acquisition Period.

(viii) The representations, warranties and covenants of Lessee set forth in the Lease are true and correct as of the date hereof.

(ix) No Material Adverse Change has occurred since the date of the execution and delivery of the Lease.

Dated: September 19, 2017

CITY OF HATTIESBURG, MISSISSIPPI

By: _____
Mayor Toby Barker

Disbursement of funds from the Escrow Account in accordance with the foregoing Disbursement Request hereby is authorized

BANC OF AMERICA PUBLIC CAPITAL CORP
as Lessor under the Lease

By: _____
Name:
Title:

APPLICATION AND CERTIFICATION FOR PAYMENT

AIA DOCUMENT G702

TO OWNER: City of Hattiesburg
200 Forrest Street
Hattiesburg, MS 39401

PROJECT: City of Hattiesburg Energy Performance Contract
PROJECT MGR: Moore, Chip

APPLICATION NO: 19
PERIOD TO: 8/31/2017
PROJECT NO: 5PYQ-0016

Distribution to:
[X] OWNER
[ ] ARCHITECT
[ ] CONTRACTOR
[ ]
[ ]

FROM CONTRACTOR:
JOHNSON CONTROLS, INC
South Region PC Branch
3021 W. Bend Drive

REMIT TO: Johnson Controls
PO Box 730068
Dallas, TX 75373

CONTRACT FOR: Energy Performance Upgrades

CONTRACT DATE: 28-Aug-15

CONTRACTOR'S APPLICATION FOR PAYMENT

Application is made for payment, as shown below, in connection with the Contract.
Continuation Sheet, AIA Document G703, is attached.

1. ORIGINAL CONTRACT SUM		$	7,249,714
2. Net change by Change Orders		$	0
3. CONTRACT SUM TO DATE (Line 1 ± 2)	$	$	7,249,714
4. TOTAL COMPLETED & STORED TO DATE (Column G on G703)		$	7,249,714
5. RETAINAGE:			
a. 0 % of Completed Work (Column D + E on G703)	$ $0		
b. 0 % of Stored Material (Column F on G703)	$ 0		
Total Retainage (Lines 5a + 5b or Total in Column I of G703)		$	0
6. TOTAL EARNED LESS RETAINAGE (Line 4 Less Line 5 Total)		$	7,249,714
7. LESS PREVIOUS CERTIFICATES FOR PAYMENT (Line 6 from prior Certificate)		$	6,887,228
8. CURRENT PAYMENT DUE		$	**362,486**
			0
			0
9. BALANCE TO FINISH, INCLUDING RETAINAGE (Line 3 less Line 6)		$	0

CHANGE ORDER SUMMARY	ADDITIONS	DEDUCTIONS
Total changes approved in previous months by Owner	$0	$0
Total approved this Month	$0	$0
TOTALS	$0	$0
NET CHANGES by Change Order	$0	

The undersigned Contractor certifies that to the best of the Contractor's knowledge, information and belief the Work covered by this Application for Payment has been completed in accordance with the Contract Documents, that all amounts have been paid by the Contractor for Work for which previous Certificates for Payment were issued and payments received from the Owner, and that current payment shown herein is now due.

CONTRACTOR: Johnson Controls, Inc.

By: Derland Moore II Date: 8/18/2017

CERTIFICATE FOR PAYMENT

In accordance with the Contract Documents, based on on-site observations and the data comprising the application, the Architect certifies to the Owner that to the best of the Architect's knowledge, information and belief the Work has progressed as indicated, the quality of the Work is in accordance with the Contract Documents, and the Contractor is entitled to payment of the AMOUNT CERTIFIED.

AMOUNT CERTIFIED . . . . . $ $362,486

(Attach explanation if amount certified differs from the amount applied. Initial all figures on this Application and onthe Continuation Sheet that are changed to conform with the amount certified.)
Owner:

By: _____ Date: _____

This Certificate is not negotiable. The AMOUNT CERTIFIED is payable only to the Contractor named herein. Issuance, payment and acceptance of payment are without prejudice to any rights of the Owner or Contractor under this Contract.

Please reference our invoice number and amount with your payment. Send only to the address on this invoice.

CONTINUATION SHEET

AIA DOCUMENT G703

AIA Document G703, APPLICATION AND CERTIFICATION FOR PAYMENT, containing
Contractor's signed certification is attached.
In tabulations below, amounts are stated to the nearest dollar.
Use Column I on Contracts where variable retainage for line items may apply.

JCI PROJECT NO: 5PYQ-0016

APPLICATION NO: 19
APPLICATION DATE: 18-Aug-17
PERIOD TO: 31-Aug-17

A	B	C	D	E	F	G		H	I
			WORK COMPLETED						
ITEM NO.	DESCRIPTION OF WORK	SCHEDULED VALUE	FROM PREVIOUS APPLICATION (D + E)	THIS PERIOD	MATERIALS PRESENTLY STORED (NOT IN D OR E)	TOTAL COMPLETED AND STORED TO DATE (D+E+F)	% (G ÷ C)	BALANCE TO FINISH (C - G)	RETAINAGE (IF VARIABLE RATE)
	General Fund								
1	**Lighting Upgrade**	$ 1,186,211	$1,163,196	23,015	$0	$1,186,211	100%	$0	$0
2	**Energy Management Control System**	$ 470,334	$450,702	19,632	$0	$470,334	100%	$0	$0
3	**Small Unitary Equipment Replacement**	$ 362,896	$359,367	3,529	$0	$362,896	100%	$0	$0
4	**City Hall HVAC Upgrade**	$ 593,004	$571,868	21,136	$0	$593,004	100%	$0	$0
5	**Jackie Doyle HVAC Upgrade**	$ 102,285	$102,285	0	$0	$102,285	100%	$0	$0
6	**Solar Photo-Voltaic System**	$ 33,901	$33,901	0	$0	$33,901	100%	$0	$0
	Enterprise Fund								
7	**Lighting Upgrade**	$ 394,328	$384,608	9,720	$0	$394,328	100%	$0	$0
8	**Energy Management Control System**	$ 33,262	$28,904	4,358	$0	$33,262	100%	$0	$0
9	**Boiler Replacement**	$ 144,945	$144,945	0	$0	$144,945	100%	$0	$0
10	**Water Treatment Plant Control Upgrade**	$ 1,240,751	$1,179,353	61,398	$0	$1,240,751	100%	$0	$0
11	**Lift Station Control Upgrade**	$ 1,409,975	$1,275,935	134,040	$0	$1,409,975	100%	$0	$0
12	**Water Conservation Option**	$ 1,277,822	$1,192,164	85,658	$0	$1,277,822	100%	$0	$0
	GRAND TOTALS:	**$7,249,714**	**$6,887,228**	**362,486**	**$0**	**$7,249,714**	**100%**	**$0**	**$0**

AIA DOCUMENT G703 · CONTINUATION SHEET FOR G702 · 1992 EDITION · AIA® · © 1992
THE AMERICAN INSTITUTE OF ARCHITECTS, 1735 NEW YORK AVENUE, N.W., WASHINGTON, D.C. 20006-5232

The City Council of the City of Hattiesburg, Mississippi (the "City") acting for and on behalf of the City, took up for consideration the matter of requesting and authorizing Disbursement No. **19** of funds from the Escrow Account in connection with the Equipment Lease/Purchase Agreement between the City and Banc of America Public Capital Corp and an Escrow and Account Control Agreement between the City and Bank of America, N.A., as Escrow Agent, dated February 4, 2016. After discussion of the subject, Council Member Delgado offered and moved for the adoption of the following resolution:

RESOLUTION OF THE CITY COUNCIL OF THE CITY OF HATTIESBURG, MISSISSIPPI (THE "CITY") AUTHORIZING DISBURSEMENT NO. 19 FROM THE ESCROW ACCOUNT IN CONNECTION WITH THAT EQUIPMENT LEASE/PURCHASE AGREEMENT DATED FEBRUARY 4, 2016, BY AND BETWEEN THE CITY AND BANC OF AMERICA PUBLIC CAPITAL CORP AND AN ESCROW AND ACCOUNT CONTROL AGREEMENT BETWEEN THE CITY AND BANK OF AMERICA, N.A., AS ESCROW AGENT, ALL IN CONNECTION WITH THAT CERTAIN PERFORMANCE CONTRACT UNDERTAKEN PURSUANT TO THE MISSISSIPPI DEVELOPMENT AUTHORITY CAPITAL LEASE PROGRAM TO FINANCE ENERGY EFFICIENCY AND CONSERVATION EQUIPMENT FOR CERTAIN FACILITIES LOCATED THROUGHOUT THE CITY, AND RELATED MATTERS.

Whereas, on February 4, 2016 the City entered into an Equipment Lease/Purchase Agreement between Banc of America Public Capital Corp and an Escrow Control Agreement between the Bank of America, National Association, as Escrow Agent, in an amount not to exceed $7,528,000 (the "Lease") pursuant to the terms and conditions of that certain agreement, dated as February 4, 2016, by between Banc of America Public Capital Corp and Bank of America, National Association (the "Lease").

Whereas, the City Council of the City now finds it necessary to approve Disbursement No. **19** from the Escrow Account under the Lease in the total aggregate amount of **$362,486.00** for the purpose of paying vendors in connection with the lease as more particularly described in Exhibit A.

NOW, THEREFORE, BE IT RESOLVED BY THE CITY COUNCIL OF THE CITY OF HATTIESBURG, MISSISSIPPI:

SECTION 1. The City Council of the City hereby authorizes and approves Disbursement No. **19** from the Escrow Account under the Lease in the total aggregate amount of **Three Hundred Sixty-two Thousand Four Hundred Eighty-six and no/100 Dollars ($ 362,486.00)** for the purpose of paying vendors in connection with the Lease as more particularly described in Exhibit A.

SECTION 2. The City Council hereby directs Bank of America, National Association, as the Escrow Agent, to disburse funds of Disbursement No. **19** in the total aggregate amount **Three Hundred Sixty-two Thousand Four Hundred Eighty-six and no/100 Dollars ($ 362,486.00)** as authorized herein, as more particularly described in Exhibit A.

SECTION 3. The Mayor and City Clerk are hereby authorized and directed for and on behalf of the City to take any and all action as may be required by the City to carry out and give effect to the aforesaid documents authorized pursuant to this Resolution and to execute all papers, documents, certificates and other instruments that may be required for the carrying out of the authority conferred by this Resolution in order to evidence the authority.

The above and foregoing Resolution, after having been first reduced to writing, was introduced by Council Member Delgado seconded by Council Member George, and was adopted by the following vote, to wit:

YEAS: George, Delgado, Carroll, Dryden, Brown

NAYS: None

ABSENT:

The motion having received the affirmative vote of a majority of the Council members present, the President declared the motion carried and the resolution adopted, on this the **19th** day of **September**, 2017.

(SEAL)

ATTEST:

CLERK OF COUNCIL

ADOPTED:

PRESIDENT

The above and foregoing Resolution having been submitted to and approved by the Mayor, this the **19th** day of **September**, 2017.

ATTEST:

CITY CLERK

APPROVED:

MAYOR

EXHIBIT A

DISBURSEMENT OF ESCROW FUNDS REQUEST

SCHEDULE 1
to the Escrow and Account Control Agreement

FORM OF DISBURSEMENT REQUEST

Re: Equipment Lease/Purchase Agreement dated as of February 4, 2016 by and between Banc of America Public Capital Corp, as Lessor and City of Hattiesburg, Mississippi, as Lessee (the "Lease") (Capitalized terms not otherwise defined herein shall have the meanings assigned to them in the Lease.)

In accordance with the terms of the Escrow and Account Control Agreement, dated as of February 4, 2016 (the "Escrow Account and Account Control Agreement") by and among Banc of America Public Capital Corp ("Lessor"), City of Hattiesburg, Mississippi ("Lessee") and Bank of America, National Association, (the "Escrow Agent"), the undersigned hereby requests the Escrow Agent pay the following persons the following amounts from the Escrow Account created under the Escrow Account and Account Control Agreement for the following purposes:

Disbursement Amounts:

Payee's Name and Address (if disbursement via wire, must include wire transfer instructions)	Invoice Number	Dollar Amount	Purpose
Johnson Control, Inc. JPM Chase One Bank Plaza Chicago, IL 60 670 ABA# 071000013 Account # 5514347	Pay App 19	$362,486.00	Energy Performance Upgrades

(i) (a) Each obligation specified in the table herein titled as "Disbursement Amounts" has been incurred by Lessee in the stated amount, (b) the same is a proper charge against the Escrow Account for costs relating to the Equipment identified in the Lease, and (c) has not been paid (or has been paid by Lessee and Lessee requests reimbursement thereof).

(ii) Each item of Equipment relating to an obligation specified in the table herein titled as "Disbursement Amounts" has been delivered, installed and accepted by Lessee. Attached hereto is the original invoice with respect to such obligation.

(iii) The undersigned, as Authorized Representative, has no notice of any vendor's, mechanic's or other liens or rights to liens, chattel mortgages, conditional sales contracts or security interest which should be satisfied or discharged before such payment is made.

(iv) This requisition contains no item representing payment on account, or any retained percentages which Lessee is, at the date hereof, entitled to retain (except to the extent such amounts represent a reimbursement to Lessee).

(v) The Equipment is insured in accordance with the Lease.

(vi) No Event of Default, and no event which with notice or lapse of time, or both, would become an Event of Default, under the Lease has occurred and is continuing at the date hereof.

(vii) The disbursement shall occur during the Acquisition Period.

(viii) The representations, warranties and covenants of Lessee set forth in the Lease are true and correct as of the date hereof.

(ix) No Material Adverse Change has occurred since the date of the execution and delivery of the Lease.

Dated: September 19, 2017

CITY OF HATTIESBURG, MISSISSIPPI

By: _____
Mayor Toby Barker

Disbursement of funds from the Escrow Account in accordance with the foregoing Disbursement Request hereby is authorized

BANC OF AMERICA PUBLIC CAPITAL CORP
as Lessor under the Lease

By: _____
Name:
Title:

APPLICATION AND CERTIFICATION FOR PAYMENT

AIA DOCUMENT G702

TO OWNER: City of Hattiesburg
200 Forrest Street
Hattiesburg, MS 39401

PROJECT: City of Hattiesburg Energy Performance Contract
PROJECT MGR: Moore, Chip

APPLICATION NO: 19
PERIOD TO: 8/31/2017
PROJECT NO: 5PYQ-0016

Distribution to:
- [X] OWNER
- [ ] ARCHITECT
- [ ] CONTRACTOR
- [ ]
- [ ]

FROM CONTRACTOR:
JOHNSON CONTROLS, INC
South Region PC Branch
3021 W. Bend Drive

REMIT TO: Johnson Controls
PO Box 730068
Dallas, TX 75373

CONTRACT FOR: Energy Performance Upgrades

CONTRACT DATE: 28-Aug-15

CONTRACTOR'S APPLICATION FOR PAYMENT

Application is made for payment, as shown below, in connection with the Contract.
Continuation Sheet, AIA Document G703, is attached.

1. ORIGINAL CONTRACT SUM		$ 7,249,714
2. Net change by Change Orders		$ 0
3. CONTRACT SUM TO DATE (Line 1 ± 2)	$	$ 7,249,714
4. TOTAL COMPLETED & STORED TO DATE (Column G on G703)		$ 7,249,714
5. RETAINAGE:		
a. 0 % of Completed Work (Column D + E on G703)	$ $0	
b. 0 % of Stored Material (Column F on G703)	$ 0	
Total Retainage (Lines 5a + 5b or Total in Column I of G703)		$ 0
6. TOTAL EARNED LESS RETAINAGE (Line 4 Less Line 5 Total)		$ 7,249,714
7. LESS PREVIOUS CERTIFICATES FOR PAYMENT (Line 6 from prior Certificate)		$ 6,887,228
8. CURRENT PAYMENT DUE		$ 362,486
		0
		0
9. BALANCE TO FINISH, INCLUDING RETAINAGE (Line 3 less Line 6)		$ 0

CHANGE ORDER SUMMARY	ADDITIONS	DEDUCTIONS
Total changes approved in previous months by Owner	$0	$0
Total approved this Month	$0	$0
TOTALS	$0	$0
NET CHANGES by Change Order	$0	

The undersigned Contractor certifies that to the best of the Contractor's knowledge, information and belief the Work covered by this Application for Payment has been completed in accordance with the Contract Documents, that all amounts have been paid by the Contractor for Work for which previous Certificates for Payment were issued and payments received from the Owner, and that current payment shown herein is now due.

CONTRACTOR: Johnson Controls, Inc.

By: Derland Moore II Date: 8/18/2017

CERTIFICATE FOR PAYMENT

In accordance with the Contract Documents, based on on-site observations and the data comprising the application, the Architect certifies to the Owner that to the best of the Architect's knowledge, information and belief the Work has progressed as indicated, the quality of the Work is in accordance with the Contract Documents, and the Contractor is entitled to payment of the AMOUNT CERTIFIED.

AMOUNT CERTIFIED ..... $ $362,486

(Attach explanation if amount certified differs from the amount applied. Initial all figures on this Application and on the Continuation Sheet that are changed to conform with the amount certified.)

Owner:

By: Date: 9-19-17

This Certificate is not negotiable. The AMOUNT CERTIFIED is payable only to the Contractor named herein. Issuance, payment and acceptance of payment are without prejudice to any rights of the Owner or Contractor under this Contract.

THE AMERICAN INSTITUTE OF ARCHITECTS, 1735 NEW YORK AVE., N.W., WASHINGTON, DC 20006-5292

Please reference our invoice number and amount with your payment. Send only to the address on this invoice.

CONTINUATION SHEET

AIA DOCUMENT G703

AIA Document G703, APPLICATION AND CERTIFICATION FOR PAYMENT, containing
Contractor's signed certification is attached.
In tabulations below, amounts are stated to the nearest dollar.
Use Column I on Contracts where variable retainage for line items may apply.

JCI PROJECT NO: 5PYQ-0016

APPLICATION NO: 19
APPLICATION DATE: 18-Aug-17
PERIOD TO: 31-Aug-17

A	B	C	D	E	F	G		H	I
			WORK COMPLETED						
ITEM NO.	DESCRIPTION OF WORK	SCHEDULED VALUE	FROM PREVIOUS APPLICATION (D + E)	THIS PERIOD	MATERIALS PRESENTLY STORED (NOT IN D OR E)	TOTAL COMPLETED AND STORED TO DATE (D+E+F)	% (G ÷ C)	BALANCE TO FINISH (C - G)	RETAINAGE (IF VARIABLE RATE)
	General Fund								
1	**Lighting Upgrade**	$ 1,186,211	$1,163,196	23,015	$0	$1,186,211	100%	$0	$0
2	**Energy Management Control System**	$ 470,334	$450,702	19,632	$0	$470,334	100%	$0	$0
3	**Small Unitary Equipment Replacement**	$ 362,896	$359,367	3,529	$0	$362,896	100%	$0	$0
4	**City Hall HVAC Upgrade**	$ 593,004	$571,868	21,136	$0	$593,004	100%	$0	$0
5	**Jackie Doyle HVAC Upgrade**	$ 102,285	$102,285	0	$0	$102,285	100%	$0	$0
6	**Solar Photo-Voltaic System**	$ 33,901	$33,901	0	$0	$33,901	100%	$0	$0
	Enterprise Fund								
7	**Lighting Upgrade**	$ 394,328	$384,608	9,720	$0	$394,328	100%	$0	$0
8	**Energy Management Control System**	$ 33,262	$28,904	4,358	$0	$33,262	100%	$0	$0
9	**Boiler Replacement**	$ 144,945	$144,945	0	$0	$144,945	100%	$0	$0
10	**Water Treatment Plant Control Upgrade**	$ 1,240,751	$1,179,353	61,398	$0	$1,240,751	100%	$0	$0
11	**Lift Station Control Upgrade**	$ 1,409,975	$1,275,935	134,040	$0	$1,409,975	100%	$0	$0
12	**Water Conservation Option**	$ 1,277,822	$1,192,164	85,658	$0	$1,277,822	100%	$0	$0
	GRAND TOTALS:	**$7,249,714**	**$6,887,228**	**362,486**	**$0**	**$7,249,714**	**100%**	**$0**	**$0**

City of Hattiesburg, MS

200 Forrest St.
P.O. Box 1898
Hattiesburg, MS 39401

Master

File Number: 2017-707

File ID:	2017-707	**Type:**	Regular Agenda Item	**Status:**	Agenda Ready
Version:	1	**Reference:**		**In Control:**	City Council
Requester:	Lamar Rutland			**File Created:**	09/01/2017
Brief Title:	Authorize Contract for Mt. Carmel Baptist Church Demolition Project			**Final Action:**	09/19/2017
				Minute Book Number:	MB2017-403

Title:

Authorize Mayor to execute contract with M and M Services, Inc., for the Mt. Carmel Baptist Church Demolition Project in the amount of $339,970.00; said contract on file in the City Clerk's office.

Notes:			
		Agenda Date:	09/19/2017
Indexes:		**Agenda Number:**	V.-14
Sponsors:		**Enactment Date:**	
Attachments:	Contract - M & M Services - with performance bond, Final Contract Documents 7-28-17, executed Contract - M & M Services - with performance bond	**Enactment Number:**	
Contact:		**Meeting Date:**	09/19/2017
Drafter:	Sharon Waits	**Effective Date:**	

History of Legislative File

Version:	Acting Body:	Date:	Action:	Sent To:	Due Date:	Return Date:	Result:
1	City Council	09/19/2017	Authorize				Pass

Action Text: A MOTION was made by Council Vice President Dryden and seconded by Council Member George to Authorize Mayor to execute contract with M and M Services, Inc., for the Mt. Carmel Baptist Church Demolition Project in the amount of $339,970.00; said contract on file in the City Clerk's office.

Council Vice President Dryden stated that the contractor will salvage materials when possible.

Following discussion, the Motion received the affirmative vote of the Council as follows:

Yeas: 3 - George, Carroll and Dryden

Nays: 1 - Delgado

Abstain: 1 - Brown

Following the vote, Council Vice President Dryden recused herself for the vote on Policy Agenda Item V.-15.

Yea:	3	Council Member George Council President Carroll Council Vice President Dryden
Nay:	1	Council Member Delgado
Abstain:	1	Council Member Brown

Text of Legislative File 2017-707

Title

Authorize Mayor to execute contract with M and M Services, Inc., for the Mt. Carmel Baptist Church Demolition Project in the amount of $339,970.00; said contract on file in the City Clerk's office.

Summary

Authorize Contract for Mt. Carmel Baptist Church Demolition Project

Budget Information

001092.7100.13

CONTRACT FORMS

MT. CARMEL BAPTIST CHURCH DEMOLITION PROJECT

CITY OF HATTIESBURG, MISSISSIPPI

CONTENTS

Contract 00500-2

Partnership Certificate 00500-5

General Instructions for Bonds 00500-6

Performance Bond 00500-7

Payment Bond 00500-9

Notice of Award 00500-11

Notice to Proceed 00500-13

Certificate of Sufficiency 00500-15

Contract Change Order 00500-16

CONTRACT

MT. CARMEL BAPTIST CHURCH DEMOLITION PROJECT

CITY OF HATTIESBURG, MISSISSIPPI

This Contract, made this the _____ day of _____, 2017, by and between the City of Hattiesburg, Mississippi, a municipal corporation, hereinafter called "Owner" and M and M Services, Inc. doing business as a Corporation located in Jackson, MS hereinafter called the "Contractor".

WITNESSETH: That for and in consideration of the payments and agreements hereinafter mentioned:

1. THE CONTRACTOR will commence and complete the "Mt. Carmel Baptist Church Demolition Project" in strict accordance with the Contract Documents and the Contract Drawings.

2. The Contractor will commence the work required by the CONTRACT DOCUMENTS within 10 calendar days after the date of the NOTICE TO PROCEED and will attain Final Completion within the contract time stipulated in the Advertisement for Bids unless the period for completion is extended otherwise by the CONTRACT DOCUMENTS. The Contractor agrees to pay, as liquidated damages, the actual damages, costs, losses and expenses reasonably incurred by Owner for each consecutive calendar day that he shall be in default in attaining Final Completion within the time stipulated as provided herein.

3. The term "CONTRACT DOCUMENTS" means and includes Advertisement for Bids, Instructions to Bidders, Bidder's Proposal, Bid Bond, Contract, Payment Bond, Performance Bond, General Conditions, Supplementary Conditions, Technical Specifications, Contract Drawings, Notice of Award, Notice to Proceed, Addenda (if any), and all subsequent Change Orders, Supplemental Agreements and/or other modifications as if formally recopied in this Contract.

4. The Contractor agrees to furnish all materials in place and to faithfully complete all of said work contemplated by this Contract in good and workmanlike manner, strictly in accordance with said Contract Documents, Contract Drawings and other requirements of the Owner, and to the complete satisfaction of the Owner or his authorized representatives, and in accordance with the Laws of the state of Mississippi and the Ordinances of the Owner, for which the Owner hereby agrees to pay and the Contractor agrees to accept a sum of money in current funds equal to the contract amount of Three hundred thirty-nine thousand, nine hundred seventy and 00/100 Dollars ($339,970.00) plus the amount of any supplemental agreements and force accounts for extra work authorized and duly set forth in a written change order approved and executed by the Owner and set forth in the public minutes of the Owner and in full compensation for furnishing all materials, the doing of all work contemplated under the Contract, as well as all loss or damage, if any, arising out of the nature of the work, or the action of the weather, and any and all other unforeseen obstructions or difficulties that may be encountered in the prosecution of the same, the Contractor assuming all risks of every kind and description in the performance of this Contract.

5. The Contractor shall protect, indemnify and save harmless the Owner from and against any and all damage, loss, claims, judgments or expenses, including but not limited to reasonable attorney's fees, which the Owner may suffer or be subjected to by the performance of the work, including but without limitation injury to or death of any person whomever and destruction or damage to any property whatsoever.

6. Attached hereto and made a part of this Contract is a Performance Bond, executed by a Surety Company doing business in the state of Mississippi, in the sum of
Three hundred thirty-nine thousand, nine hundred seventy and 00/100 Dollars ($339,970.00).

7. Attached hereto and made a part of this Contract is a Payment Bond, executed by a Surety Company doing business in the state of Mississippi, in the sum of
Three hundred thirty-nine thousand, nine hundred seventy and 00/100 Dollars ($339,970.00).

8. The Contractor agrees to allow the Owner, or any of their duly authorized representatives, access to any books, documents, papers and records of the Contractor which are directly pertinent to the project which is the subject of this Contract, for the purpose of making audits, examinations, excerpts and transcriptions, and Contractor agrees to insert an identical clause in any and all subcontracts.

9. The Owner will pay to the Contractor in the manner and at such times and amounts as set forth in the Contract Documents.

10. This Contract shall be binding upon all parties hereto and their respective heirs, executors, administrators, successors, and assigns.

11. If, through any cause, the Contractor shall fail to fulfill in a timely and proper manner his obligations under this Contract, or if the Contractor shall violate any of the covenants, agreements, or stipulations of this Contract, the Owner shall thereupon have the right to terminate this Contract by giving written notice to the Contractor of such termination and specifying the effective date thereof, at least five days before the effective date of such termination. Notwithstanding the above, the Contractor shall not be relieved of liability to the Owner for damages sustained by the Owner by virtue of any breach of the Contract by the Contractor and the Owner may withhold any payments to the Contractor until such time as the exact amount of damages due the Owner from the Contractor is determined.

IN WITNESS THEREOF, the parties hereto have executed, or caused to be executed by their duly authorized officials, this Contract in ___5___ counterparts, each of which shall be deemed an original on the date first above written. (number)

OWNER
City of Hattiesburg

BY _____

ATTEST _____

(Seal)

CONTRACTOR
M and M Services

BY _____

ATTEST _____

(Seal)

PARTNERSHIP CERTIFICATE

State of _____

County of _____ Ss.

On this _____day of _____, 20_____, before me personally appeared _____, known to me and known by me to be the person who executed the above instrument, who being by me first duly sworn, did depose and say that he is a general partner in the firm of_____; that said firm consists of himself and _____; and that he executed the foregoing instrument on behalf of said firm for the uses and purposes stated herein.

_____

Notary Public in the

County of _____

State of _____

Notary Seal

My Commission Expires:

_____

CORPORATE CERTIFICATE

I, Dale McGuffie certify that I am the Secretary of the Corporation named as Contractor in the foregoing Contract; that Dale McGuffie, who signed said Contract on behalf of the Contractor was then President of said Corporation; that said Contract was duly signed for and in behalf of said Corporation by authority of its governing body and is within the scope of its corporate powers.

_____

Secretary

Corporate Seal

GENERAL INSTRUCTIONS FOR BONDS

1. The surety on each Bond must be a responsible surety company, which is qualified to do business in Mississippi and satisfactory to the Owner.

2. The name, including full Christian name and residence of each individual party to the Bond shall be inserted in the body thereof, and each such party shall sign the Bond with his usual signature on the line opposite the seal and if signed in Maine, Massachusetts or New Hampshire an adhesive seal shall be affixed opposite the signature. The bond must be either signed or countersigned by a Mississippi Resident Agent of the Surety Company.

3. If the principals are partners, their individual names will appear in the body of the Bond with the recital that they are partners composing a firm, naming it; and all the members of the firm shall execute the Bond as individuals.

4. The signature of a witness shall appear in the appropriate place, attesting to the signature of each individual party to the Bond.

5. If the principal or surety is a corporation, the name of the State in which incorporated shall be inserted in the appropriate place in the body of the Bond, and said instrument shall be executed and attested under the corporate seal as indicated in the form. If the corporation has no corporate seal the fact shall be stated, in which case, a scroll or adhesive seal shall appear following the corporate name.

6. The official character and authority of the person or persons executing the Bond for the principal, if a corporation, shall be certified by the secretary or assistant secretary, according to the form attached hereto. In lieu of such certificate there may be attached to the Bond copies of so much of the records of the corporation as will show the official character and authority of the officer signing, duly certified by the secretary or assistant secretary, under the corporate seal, to be true copies.

7. The date of this Bond must not be prior to the date of the Contract in connection with which it is given.

8. Surety Companies executing Bonds must appear on the Treasury Department's most current list (Circular 570 as amended) and be authorized to transact business in the State where the project is located.

ASUR 002179

PERFORMANCE BOND

KNOW ALL MEN BY THESE PRESENTS: that

M&M SERVICES INCORPORATED
(Name of Contractor)

PO BOX 68431- JACKSON, MS 39286
(Address of Contractor)

a CORPORATION hereinafter called Principal, and
(Corporation, Partnership, or Individual)

AXIS INSURANCE COMPANY
(Name of Surety)

300 CONNELL DR, STE 8000- BERKELEY HEIGHTS, NJ 07922
(Address of Surety)

hereinafter called Surety, are held and firmly bound unto

CITY OF HATTIESBURG
(Name of Owner)

200 FORREST ST- HATTIESBURG, MS 39401
(Address of Owner)

hereinafter called OWNER, in the penal sum of THREE HUNDRED THIRTY-NINE THOUSAND NINE HUNDRED SEVENTY Dollars, $(339,970.00) in lawful money of the United States, for the payment of which sum well and truly to be made, we bind ourselves, successors, and assigns, jointly and severally, firmly by these presents.

THE CONDITION OF THIS OBLIGATION is such that whereas, the Principal entered into a certain contract with the OWNER, dated _____ day of _____ 20 _____, a copy of which is hereto attached and made a part hereof for the construction of :

MT CARMEL BAPTIST CHURCH DEMOLITION PROJECT- HATTIESBURG, MS

NOW, THEREFORE, if the Principal shall well, truly and faithfully perform its duties, all the undertakings, covenants, terms, conditions, and agreements of said contract during the original term thereof, and any extensions thereof which may be granted by the OWNER, with or without notice to the Surety and during the one year guaranty period, and if he shall satisfy all claims and demands incurred under such contract, and shall fully indemnify and save harmless the OWNER from all costs and damages which it may suffer by reason of failure to do so, and shall reimburse and repay the OWNER all outlay and expense which the OWNER may incur in making good any default, then this obligation shall be void; otherwise to remain in full force and effect.

NOW, THEREFORE, if the Principal shall promptly make payment of all taxes, licenses, assignments, contributions, damages, penalties, and interest thereon, when and as the same may lawfully be due the state of Mississippi, or any county, municipality, board, department, commission, or political subdivision thereof, by reason of and directly connected with the performance of said Contract or any part thereof as provided by Sections 27-65-1, 27-65-21, 27-67-301 and 31-5-3, supra, or any other applicable statute or other authority,

then this obligation shall be null and void; otherwise, it shall remain in full force and effect.
PROVIDED, FURTHER, that the said Surety for value received hereby stipulates and agrees that no change, extension of time, alteration or addition to the terms of the contract or to the WORK to be performed thereunder or the SPECIFICATIONS accompanying the same shall in any wise affect its obligation on this BOND, and it does hereby waive notice of any such change, extension of time, alteration or addition to the terms of the contract or to the WORK or to the SPECIFICATIONS.

PROVIDED, FURTHER, that no final settlement between the OWNER and the CONTRACTOR shall abridge the right of any beneficiary hereunder, whose claim may be unsatisfied.

IN WITNESS WHEREOF, this statement is executed in 5 (number) counterparts, each one of which shall be deemed an original, this the 5TH day of SEPTEMBER, 2017.

ATTEST:

(Principal) Secretary

(Seal)

M&M SERVICES INCORPORATED

Principal

By

Post Office Box 68431
(Address)

Jackson, Mississippi 39286

Witness as to Principal

Post Office Box 68431
(Address)

Jackson, Mississippi 39286

AXIS INSURANCE COMPANY

Surety

By

300 CONNELL DR, STE 8000
(Address)
BERKELEY HEIGHTS, NJ 07922

ATTEST:

Witness as to Surety

300 CONNELL DR, STE 8000
(Address)
BERKELEY HEIGHTS, NJ 07922

NOTE: Date of BOND must not be prior to date of Contract.
If CONTRACTOR is Partnership, all partners should execute BOND.

IMPORTANT: Surety companies executing BONDS must appear on the Treasury Department's most current list (Circular 570 as amended) and be authorized to transact business in the State where the PROJECT is located.

PAYMENT BOND

ASUR 002179

KNOW ALL MEN BY THESE PRESENTS THAT

M&M SERVICES INCORPORATED
(Name of Contractor)

PO BOX 68431- JACKSON, MS 39286
(Address of Contractor)

a CORPORATION, hereinafter called Principal,
(Corporation, Partnership, or Individual)

and AXIS INSURANCE COMPANY
(Name of Surety)

300 CONNELL DR, STE 8000- BERKELEY HEIGHTS, NJ 07922
(Address of Surety)

hereinafter called Surety, are held and firmly bound unto

CITY OF HATTIESBURG
(Name of Owner)

200 FORREST ST- HATTIESBURG, MS 39401
(Address of Owner)

hereinafter called OWNER, in the penal sum of THREE HUNDRED THIRTY-NINE THOUSAND NINE HUNDRED SEVENTY & 00/100 Dollars, $(339,970.00) in lawful money of the United States, for the payment of which sum well and truly to be made, we bind ourselves, successors, and assigns, jointly and severally, firmly by these presents.

THE CONDITION OF THIS OBLIGATION is such that whereas, the Principal entered into a certain contract with the OWNER, dated the _____ day of _____ 20 _____, a copy of which is hereto attached and made a part hereof for the construction of:

MT CARMEL BAPTIST CHURCH DEMOLITION PROJECT- HATTIESBURG, MS

NOW, THEREFORE, if the Principal shall promptly make payment to all persons, firms, SUBCONTRACTORS, and corporations furnishing materials for or performing labor in the prosecution of the WORK provided for in such contract, and any authorized extension or modification thereof, including all amounts due for materials, lubricants, oil, gasoline, coal and coke, repairs on machinery, equipment and tools, consumed or used in connection with the construction of such WORK, and all insurance premiums on said WORK, and for all labor, performed in such WORK whether by SUBCONTRACTOR or otherwise, then this obligation shall be void; otherwise to remain in full force and effect.

PROVIDED, FURTHER, that the said Surety for value received hereby stipulates and agrees that no change, extension of time, alteration or addition to the terms of the contract or to the WORK to be performed thereunder or the SPECIFICATIONS accompanying the same shall in any wise affect its obligation on this BOND, and it does hereby waive notice of any such change, extension of time, alteration or addition to the terms of the contract or to the WORK or to the SPECIFICATIONS.

PROVIDED, FURTHER, that no final settlement between the OWNER and the CONTRACTOR shall abridge the right of any beneficiary hereunder, whose claim may be unsatisfied.

IN WITNESS WHEREOF, this statement is executed in FIVE (number) counterparts, each one of which shall be deemed an original, this the 5TH day of SEPTEMBER, 20 17.

ATTEST:

(Principal) Secretary

(Seal)

M&M SERVICES INCORPORATED

Principal

By

Post Office Box 68431

(Address)

Jackson, Mississippi 39286

Witness as to Principal

Post Office Box 68431

(Address)

Jackson, Mississippi 39286

AXIS INSURANCE COMPANY

Surety

By

300 CONNELL DR, STE 8000

(Address)

BERKELEY HEIGHTS, NJ 07922

ATTEST:

Witness as to Surety

300 CONNELL DR, STE 8000

(Address)

BEKELEY HEIGHTS, NJ 07922

NOTE: Date of BOND must not be prior to date of Contract.
If CONTRACTOR is Partnership, all partners should execute BOND.

IMPORTANT: Surety companies executing BONDS must appear on the Treasury Department's most current list (Circular 570 as amended) and be authorized to transact business in the State where the PROJECT is located.

Bond Verification

Should you wish to verify the authenticity of this bond, please send your request, including a copy of the bond, via email to: rich.zarandona@axiscapital.com

OR

Contact:

Richard Zarandona
Executive Vice President - DCE&S
AXIS Insurance
300 Connell Dr., Suite 8000
PO Box 357
Berkeley Heights, NJ 07922
Office: (908) 508-4324

Bond Claims or Notices

Should you wish to file any notices to the Surety for the attached AXIS Insurance Company bond(s) they should be sent to:

AXIS Insurance Company
300 Connell Dr., Suite 8000
PO Box 357
Berkeley Heights, NJ 07922.
Attn: Surety Claims

ASUR00 2179

POWER OF ATTORNEY

AXIN- 6140

Know All Men by These Presents: That **AXIS Insurance Company**, an Illinois property and casualty company, (the "Company") does hereby appoint:

William A. Ballay, Dana M. Kuber, Michael J. Friedrich, Maria A. Gonzalez, and Anne M. Barber of Bridgeview, IL

as its true and lawful Attorney(s)-In-Fact, to make, execute, seal and deliver for and on its behalf as surety, bonds and undertakings, such documents to be valid as though executed by the Company on its own behalf. The Company may revoke this appointment at any time.

EXCEPTION: NO AUTHORITY is granted to make, execute, seal and deliver bonds or undertakings that guarantee the payment or collection of any promissory note, check, draft or letter of credit.

This Power of Attorney is signed, sealed and certified under and by the authority of resolutions adopted by unanimous written consent of the Board of Directors of the Company on July 12, 2013:

RESOLVED, that any Vice President, Surety, acting singly, shall have the power and authority to appoint and revoke Attorneys-In-Fact to make, execute, seal and deliver for and on behalf of the Company, as surety, bonds and undertakings, such documents to be valid as though executed by the Company on its own behalf, subject to the terms and conditions of the subject Brokerage Agreements.

In Witness Whereof, AXIS Insurance Company has caused this instrument to be signed and its corporate seal to be affixed by a duly elected and qualified officer, this 3rd day of January, 2017.

Attested and Certified
AXIS Insurance Company

By: _____ [Seal]

Printed Name: Andrew M. Weissert

Title: Senior Vice President

STATE OF GEORGIA
COUNTY OF FULTON

Before me personally came **Andrew M. Weissert,** Senior Vice President of AXIS Insurance Company to me known to be the individual and officer described herein, who acknowledged that they being duly authorized signed, sealed with the corporate seal and delivered the foregoing instrument by the authority and direction of said Company.

IN TESTIMONY WHEREOF, I have hereunto set my hand and affixed my official seal.

Brenda Reese
Notary Public

BRENDA REESE
MY Commission
NOTARY
PUBLIC
EXPIRES
04-12-2019
FORSYTH COUNTY, GEORGIA

CERTIFICATION

I, **Richard Zarandona**, Vice President, Surety & Assistant Secretary of AXIS Insurance Company, do hereby certify that the attached Power of Attorney dated January 3rd, 2017 on behalf of the person(s) as listed above is a true and correct copy and the same has been in full force and effect since the date thereof and is in full force and effect on the date of this certificate; and I do further certify that the said **Andrew M. Weissert**, who executed the Power of Attorney, was a duly elected Vice President, Surety of AXIS Insurance Company on the date of the execution of the attached Power of Attorney.

IN TESTIMONY WHEREOF, I have hereunto set my hand and affixed the corporate seal of AXIS Insurance Company on this the 5 day of Sept, 2017.

By: Richard Zarandona [Seal]

Printed Name: Richard Zarandona

Title: Vice President, Surety

M&MSERV-01 CCOLE

CERTIFICATE OF LIABILITY INSURANCE

DATE (MM/DD/YYYY) 09/05/2017

THIS CERTIFICATE IS ISSUED AS A MATTER OF INFORMATION ONLY AND CONFERS NO RIGHTS UPON THE CERTIFICATE HOLDER. THIS CERTIFICATE DOES NOT AFFIRMATIVELY OR NEGATIVELY AMEND, EXTEND OR ALTER THE COVERAGE AFFORDED BY THE POLICIES BELOW. THIS CERTIFICATE OF INSURANCE DOES NOT CONSTITUTE A CONTRACT BETWEEN THE ISSUING INSURER(S), AUTHORIZED REPRESENTATIVE OR PRODUCER, AND THE CERTIFICATE HOLDER.

IMPORTANT: If the certificate holder is an ADDITIONAL INSURED, the policy(ies) must have ADDITIONAL INSURED provisions or be endorsed. If SUBROGATION IS WAIVED, subject to the terms and conditions of the policy, certain policies may require an endorsement. A statement on this certificate does not confer rights to the certificate holder in lieu of such endorsement(s).

PRODUCER
Fisher Brown Bottrell Insurance, Inc.
P. O. Box 1490
Jackson, MS 39215

CONTACT NAME: Cindy Cole, APA, CPIW, CISR
PHONE (A/C, No, Ext): (601) 960-8234 FAX (A/C, No): (601) 208-3005
E-MAIL ADDRESS: ccole@fbbins.com

INSURER(S) AFFORDING COVERAGE	NAIC #
INSURER A : Arch Specialty Insurance Co.	21199
INSURER B : Arch Insurance Company	11150
INSURER C :	
INSURER D :	
INSURER E :	
INSURER F :	

INSURED
M and M Services, Inc.
P. O. Box 68431
Jackson, MS 39286

COVERAGES CERTIFICATE NUMBER: REVISION NUMBER:

THIS IS TO CERTIFY THAT THE POLICIES OF INSURANCE LISTED BELOW HAVE BEEN ISSUED TO THE INSURED NAMED ABOVE FOR THE POLICY PERIOD INDICATED. NOTWITHSTANDING ANY REQUIREMENT, TERM OR CONDITION OF ANY CONTRACT OR OTHER DOCUMENT WITH RESPECT TO WHICH THIS CERTIFICATE MAY BE ISSUED OR MAY PERTAIN, THE INSURANCE AFFORDED BY THE POLICIES DESCRIBED HEREIN IS SUBJECT TO ALL THE TERMS, EXCLUSIONS AND CONDITIONS OF SUCH POLICIES. LIMITS SHOWN MAY HAVE BEEN REDUCED BY PAID CLAIMS.

INSR LTR	TYPE OF INSURANCE	ADDL INSD	SUBR WVD	POLICY NUMBER	POLICY EFF (MM/DD/YYYY)	POLICY EXP (MM/DD/YYYY)	LIMITS	
A	X COMMERCIAL GENERAL LIABILITY X CLAIMS-MADE ☐ OCCUR X Environmental Multil GEN'L AGGREGATE LIMIT APPLIES PER: ☐ POLICY ☐ PRO-JECT ☐ LOC X OTHER: Combined Form: GL, PL and Poll			12EMP4368312	09/03/2017	09/03/2018	EACH OCCURRENCE DAMAGE TO RENTED PREMISES (Ea occurrence) MED EXP (Any one person) PERSONAL & ADV INJURY GENERAL AGGREGATE PRODUCTS - COMP/OP AGG	$ 1,000,000 $ 100,000 $ 5,000 $ 1,000,000 $ 2,000,000 $ 2,000,000 $
B	AUTOMOBILE LIABILITY X ANY AUTO ☐ OWNED AUTOS ONLY ☐ SCHEDULED AUTOS X HIRED AUTOS ONLY X NON-OWNED AUTOS ONLY			11CAB5822309	09/03/2017	09/03/2018	COMBINED SINGLE LIMIT (Ea accident) BODILY INJURY (Per person) BODILY INJURY (Per accident) PROPERTY DAMAGE (Per accident)	$ 1,000,000 $ $ $ $
A	☐ UMBRELLA LIAB ☐ OCCUR X EXCESS LIAB X CLAIMS-MADE ☐ DED X RETENTION $ 0			12EMX0547102	09/03/2017	09/03/2018	EACH OCCURRENCE AGGREGATE	$ 1,000,000 $ 1,000,000 $
B	WORKERS COMPENSATION AND EMPLOYERS' LIABILITY ANY PROPRIETOR/PARTNER/EXECUTIVE OFFICER/MEMBER EXCLUDED? (Mandatory in NH) Y/N ☐ If yes, describe under DESCRIPTION OF OPERATIONS below	N / A		EBWCC0001308	12/06/2016	12/06/2017	X PER STATUTE ☐ OTH-ER E.L. EACH ACCIDENT E.L. DISEASE - EA EMPLOYEE E.L. DISEASE - POLICY LIMIT	 $ 1,000,000 $ 1,000,000 $ 1,000,000
A	Pollution Liability			12EMP4368312	09/03/2017	09/03/2018	Agg Incl / Per Cl	1,000,000

DESCRIPTION OF OPERATIONS / LOCATIONS / VEHICLES (ACORD 101, Additional Remarks Schedule, may be attached if more space is required)
Re: Mt. Carmel Baptist Church Demolition Project- Hattiesburg, MS Contract Amount: $339,970.
As required by written contract, Certificate Holder is shown as Additional Insured on General Liability. Waiver of Subrogation applies to Workers Compensation and General Liability.

CERTIFICATE HOLDER

City of Hattieburg
200 Forrest Street
Hattiesburg, MS 39401

CANCELLATION

SHOULD ANY OF THE ABOVE DESCRIBED POLICIES BE CANCELLED BEFORE THE EXPIRATION DATE THEREOF, NOTICE WILL BE DELIVERED IN ACCORDANCE WITH THE POLICY PROVISIONS.

AUTHORIZED REPRESENTATIVE

© 1988-2015 ACORD CORPORATION. All rights reserved.
The ACORD name and logo are registered marks of ACORD

August 31, 2017

M&M Services, Inc.
Attn: Mr. Dale McGuffie, President
P.O. Box 68431
Jackson, MS 39286

RE: Mt. Carmel Baptist Church Demolition Project
Hattiesburg, MS

NOTICE OF AWARD

Dear Mr. McGuffie:

The City of Hattiesburg has considered the Proposal submitted by you for the above referenced Work in response to its Advertisement for Bids and Instructions to Bidders.

You are hereby notified that your Proposal has been accepted in the amount of **$339, 970.00**.

You are required by the Instruction to Bidders to execute the Contract and furnish to the City of Hattiesburg the required Contractor's Performance Bond, Payment Bond and Certificates of Insurance within 10 calendar days from the date of delivery of this Notice to you. We have enclosed five (5) copies of the necessary contract forms and bond forms. Please return all five (5) originals of these documents to the offices of Neel-Schaffer, Inc., Post Office Box 1487 (704 Hardy Street, 39401), Hattiesburg, MS 39403-1487.

If you fail to execute said Contract and to furnish said Bonds within 10 days from the date of delivery of this Notice, the Owner will be entitled to consider all your rights arising out of the Owner's acceptance of your proposal as abandoned and as a forfeiture of your Bid Bond. The Owner will be entitled to such other rights as may be granted by Law.

You are required to return an acknowledged copy of this Notice of Award directly to the City of Hattiesburg, Attention: Lamar Rutland, P.E., City Engineer, 200 Forrest Street, Hattiesburg, MS 39401, and to Neel-Schaffer, Inc. at the address listed above.

Honorable Toby Barker, Mayor
City of Hattiesburg

_____

ACCEPTANCE OF NOTICE

Receipt of the above Notice of Award is hereby acknowledged by M&M Services, Inc. of Jackson, MS, this the 6th day of September, 2017.

By _____

Title Dale McGuffie, President

NOTICE TO PROCEED

Date

To: _____

Attention: _____

REFERENCE: NOTICE TO PROCEED
MT. CARMEL BAPTIST CHURCH DEMOLITION PROJECT
CITY OF HATTIESBURG, MISSISSIPPI

Dear _____:

You are hereby notified to commence Work in accordance with the Contract dated _____, on or before _____. You are to complete the Work within ____ consecutive calendar days from the effective date of this Notice to Proceed. The date of Final Completion is therefore _____. Liquidated damages in the amount of the actual damages, costs, losses and expenses reasonably incurred by the OWNER per calendar day for each day the Work has not achieved Final Completion after _____ will be imposed unless the contract time is otherwise adjusted for due cause by change orders to the Contract. Liquidated Damages, as defined herein, will be assessed unless the Contract Time is otherwise adjusted for due cause by change order to the Contract.

The engineering firm of Neel-Schaffer, Inc. will act as the Engineer on behalf of the City of Hattiesburg, Mississippi for the work to be performed under the contract. Geoffrey P. Crosby, P.E., of Neel-Schaffer, Inc. will be the designated representative of the Engineer.

Please return a copy of this NOTICE TO PROCEED and ACCEPTANCE OF NOTICE to the undersigned and to Neel-Schaffer, Inc., indicating your receipt of this document in the space provided below.

Sincerely,

City of Hattiesburg, Mississippi

Mayor Toby Barker

ACCEPTANCE OF NOTICE

Receipt of the above NOTICE TO PROCEED

is hereby acknowledged by _____

this, the _____ day

of _____, 20_____.

By_____

Title_____

CERTIFICATE OF SUFFICIENCY

MT. CARMEL BAPTIST CHURCH DEMOLITION PROJECT

CITY OF HATTIESBURG, MISSISSIPPI

I, Moran M. Pigott, CHIEF LEGAL OFFICER FOR THE OWNER, DO HEREBY CERTIFY THAT I HAVE EXAMINED THIS AGREEMENT, THE BONDS AND EVIDENCE OF INSURANCE OFFERED BY THE CONTRACTOR AND FIND THEM TO BE PROPERLY EXECUTED, ADEQUATE AND SUFFICIENT.

Date: 9/12/17

CONTRACT CHANGE ORDER

OWNER: _____ PROJECT NAME: _____

CONTRACTOR: _____

DATE: _____

CHANGE ORDER NUMBER: _____ CONTRACT NUMBER: _____

REASON FOR CHANGE: _____

YOU ARE HEREBY REQUESTED TO COMPLY WITH THE FOLLOWING CHANGES FROM THE CONTRACT PLANS, SPECIFICATIONS AND CONTRACT DOCUMENTS: (USE ADDITIONAL SHEETS IF REQUIRED)

ITEM NO.	DESCRIPTION OF CHANGE(S) (QUANTITIES, ETC.)	QTY	UNIT COST	TOTAL CONTRACT
				0.00
				0.00
				0.00
				0.00
				0.00
				0.00
				0.00
				0.00
				0.00
				0.00
				0.00
				0.00

TOTAL CONTRACT CHANGE	$
	TOTAL CONTRACT
ORIGINAL CONTRACT AMOUNT:	$
CURRENT CONTRACT AMOUNT:	$
THIS CONTRACT CHANGE	
REVISED CONTRACT AMOUNT:	$
CURRENT CONTRACT COMPLETION DATE:	
TIME EXTENSION REQUIRED BY CHANGE:	
REVISED CONTRACT COMPLETION DATE:	

THIS DOCUMENT SHALL BE AN AMENDMENT TO THE CONTRACT AND ALL PROVISIONS OF THE CONTRACT WILL APPLY.

RECOMMENDED BY: _____ _____

ENGINEER DATE

NEEL-SCHAFFER, INC.

ACCEPTED BY: _____ _____

CONTRACTOR DATE

ACCEPTED BY: _____ _____

CITY OF HATTIESBURG DATE

Contract Documents And Technical Specifications
For
MT. CARMEL BAPTIST CHURCH DEMOLITION PROJECT
FOR THE

CITY OF HATTIESBURG
HATTIESBURG, MISSISSIPPI
FORREST COUNTY

JULY 2017

PREPARED BY

MICHAEL WAYNE ESSARY
LICENSED PROFESSIONAL ENGINEER
11858
STATE OF MISSISSIPPI
7-28-17

NEEL-SCHAFFER
Solutions you can build upon

CONTENTS

Bidders Information and Bid Forms

Advertisement for Bids 00030-1
Instructions to Bidders 00100-1
Bidder's Proposal 00300-1
Contract Forms 00500-1

Project Manual

EJCDC 00700-1
Supplementary Conditions 00800-1

Technical Specifications

Division 01 – General Requirements

01010 Summary of Work 01010-1
01025 Measurement and Payment 01025-1
01026 Schedule of Values 01026-1
01027 Applications for Payment 01027-1
01030 Special Project Procedures 01030-1
01041 Project Coordination 01041-1
01041.1 Utility Coordination 01041.1-1
01045 Cutting and Patching 01045-1
01050 Field Engineering 01050-1
01060 Regulatory Requirements 01060-1
01200 Project Meetings 01200-1
01310 Construction Schedules 01310-1
01340 Shop Drawings, Project Data, and Samples 01340-1
01410 Testing Laboratory Services 01410-1
01600 Material and Equipment 01600-1
01710 Cleaning 01710-1
01720 Project Record Documents 01720-1
01740 Warranties and Bonds 01740-1

Division 02 – Site Construction

02050 Site Demolition 02050-1
02100 Clearing 02100-1
02200 Excavation and Backfill 02200-1
02270 Slope Protection and Erosion Control 02270-1
02920 Testing Laboratory Services 02920-1

Division 03 – Concrete

03315 Concrete 03315-1

Division 04 – Masonry

04100 Mortar 04100-1
04150 Masonry Accessories 04150-1
04300 Unit Masonry 04300-1

Division 06 – Wood and Plastics

06200 Finish Carpentry 06200-1

Division 07 – Thermal and Moisture Protection

07900 Sealants and Caulk 07900-1

Division 09 – Finishes

09900 Painting 09900-1

Division 10 – Specialties

10000 Membrane Roof System 10000-1

Division 15 – Mechanical

15052 Buried Piping Installation 15052-1
15064 Concrete Pipe 15064-1

Division 16 - Electrical

16010 General Requirements 16010-1
16020 Codes and Standards 16020-1
16030 Electrical Systems Schedule 16030-1
16040 Basic Materials and Methods 16040-1
16105 Electrical Demolitions 16105-1
16111 Conduits and Fittings 16111-1
16120 Wire and Cable 16120-1
16130 Boxes 16130-1
16140 Wiring Devices 16140-1
16170 Grounding and Bonding Systems 16170-1
16180 Equipment Wiring Systems 16180-1
16190 Supporting Devices 16190-1
16195 Electrical Identification 16195-1
16501 Lamps 16501-1

APPENDICES

Appendix “A” – Project Photos A-1
Appendix “B” – Asbestos Inspection Report B-1

ADVERTISEMENT FOR BIDS

MT. CARMEL BAPTIST CHURCH DEMOLITION PROJECT

CITY OF HATTIESBURG, MISSISSIPPI

Sealed bids will be received by the City of Hattiesburg, at the City Clerk's office, Mississippi, hereafter referred to as Owner, located at 200 Forrest Street, Hattiesburg, Mississippi, 39401, until 10:00 A.M., Local Time, Wednesday, August 30, 2017 for supplying all labor, equipment, and materials (as specified) necessary for the above referenced project.

The above general outline of features of the work does not in any way limit the responsibility of the Contractor to perform all work and furnish all labor, equipment and materials required by the specifications and the drawings referred to therein.

Liquidated damages will be assessed in the amount of three-hundred dollars ($300.00) per day for each consecutive calendar day beyond the specified contract time.

Bidder must be qualified under Mississippi Law and show current Certificate of Responsibility issued by the Mississippi State Board of Public Contractors establishing his classification as to the value and type of construction on which he is authorized to bid.

Each Bidder shall write his Certificate of Responsibility Number on the outside of the sealed envelope containing his proposal.

Proposals shall be submitted in duplicate, sealed and deposited with the Owner prior to the hour and date hereinbefore designated. No bidder may withdraw his bid within 90 days after the actual date of the opening thereof.

Each Bidder must submit with his proposal a separate attachment stating his qualifications to perform the work. The Statement of Qualifications shall list past projects of similar size and nature, a list of references with name and telephone number, a list of key personnel who will perform the work, and other information supporting the bidder's qualifications.

Awarding public contracts to non-resident Bidders will be on the same basis as the non-resident bidder's state awards contracts to Mississippi Contractors bidding under similar circumstances. In order to ensure that Mississippi's so-called Golden Rule is followed state law requires a non-resident bidder is to attach to his bid a copy of his resident state's current laws pertaining to such state's treatment of non-resident contractors.

Each Bidder must deposit with his proposal, a Bid Bond or Certified Check in an amount equal to five percent of his bid, payable to the Owner, as bid security. Bidders shall also submit a current financial statement, if requested, by the Owner. The successful bidder will be required to furnish a Payment Bond and Performance Bond each in the amount of 100 percent of the contract amount.

Plans and contract documents are on file for public inspection @ The City of Hattiesburg Attn: City Hall, 200 Forrest Street, Hattiesburg, MS 39401 and in the office of Neel-Schaffer, Inc., 704 Hardy Street, Hattiesburg, MS 39401, Phone No. (601) 545-1565.

Bid documents are being made available via paper copy. Plan holders are required to log-in or register for an account at www.neel-schafferplans.com to view and order Bid Documents. All plan holders are required to have a valid email address for registration. Bid documents are non-refundable and must be purchased through the website. Questions regarding website registration and online orders please contact Plan House Printing at (601) 336-6378.

The Owner hereby notifies all Bidders that it will affirmatively insure that in any contract entered into pursuant to this advertisement, disadvantaged and women's business enterprises will be afforded the full opportunity to submit bids in response to this invitation and will not be discriminated against on the grounds of race, color, or national origin in consideration for an award.

A Pre-Bid Meeting will be held on Tuesday, August 22, 2017 at 9:00 a.m. at the Project Site located at 1101 Main Street, Hattiesburg, Mississippi. Prospective bidders are encouraged to attend the meeting.

The Engineer is Neel-Schaffer, Inc., 704 Hardy Street, Hattiesburg, Mississippi 39401; Phone No. (601) 545-1565, Fax No. (601) 545-2267. Michael W. Essary, P.E. - Project Engineer

The Owner reserves the right to reject any and all bids and to waive any informalities or irregularities therein.

BY: _____
City Clerk
City of Hattiesburg, Mississippi

DATES OF PUBLICATION:

Clarion Ledger

July 31, 2017

August 7, 2017

INSTRUCTIONS TO BIDDERS

MT. CARMEL BAPTIST CHURCH DEMOLITION PROJECT
CITY OF HATTIESBURG, MISSISSIPPI

CONTENTS

1. Coordination of Specifications 00100-2
2. Date and Place of Opening of Proposals 00100-2
3. Form for Proposals 00100-2
4. Prequalification 00100-3
5. Certificate of Responsibility 00100-3
6. Annual License to Bid 00100-3
7. Charges for Proposals, Plans and Specifications 00100-3
8. Omissions and Discrepancies 00100-3
9. Addenda 00100-3
10. Interpretations 00100-4
11. Bid Security 00100-4
12. General Information 00100-4
13. Rejection of Proposal 00100-4
14. Conditions of Work 00100-5
15. Security for Faithful Performance 00100-5
16. Insurance 00100-5
17. Subcontractors 00100-5
18. Method of Award – Lowest Responsive Bidder 00100-5
19. Obligation of Bidder 00100-6
20. Subsurface Data 00100-6
21. Execution of Contract 00100-6
22. Interchangeable Terms 00100-6
23. Qualifications of Bidder, Owner's Rights 00100-6
24. Materials and Equipment 00100-6
25. Non-Resident Bidders 00100-7
26. Non-use of Precast Drainage Units 00100-7
27. Materials Testing 00100-7
28. Restricted Areas 00100-7
29. Contract Time 00100-7

1. COORDINATION OF SPECIFICATIONS

Work under this Contract shall be performed in accordance with the Contract Documents, which includes General Conditions, Supplementary Conditions and Technical Specifications contained therein. Division 200 through 800 of the *Mississippi Standard Specifications for Road and Bridge Construction*, 2004 Edition (can be downloaded at www.gomdot.com) is made a part hereof as if it were attached hereto, except where superseded by special provisions contained herein.

2. DATE AND PLACE OF OPENING OF PROPOSALS

The date, time, and place for opening Proposals will be as set out in the published "Advertisement for Bids."

The Owner reserves the right to postpone the date for presentation and opening of Proposals and will give notice of any such postponement to each known prospective Bidder.

3. FORM FOR PROPOSALS

Proposals must be submitted in duplicate on the forms furnished by the Owner and the envelope containing the Proposals must be sealed and addressed to:

City Clerk
City of Hattiesburg
200 Forrest Street
Hattiesburg, Mississippi 39401

The outside of the envelope containing the Proposal shall bear the inscription:

SEALED BID FOR: MT. CARMEL BAPTIST CHURCH DEMOLITION PROJECT
CITY OF HATTIESBURG, MISSISSIPPI

BY _____

Certificate of Responsibility No. _____

State License No. _____

The duplicate Proposals shall be in the form of one original Proposal, marked “ORIGINAL” and one photocopy (Xerox or similarly reproduced copy) marked ‘PHOTOCOPY” of the original Proposal.

If Proposals are forwarded by the U.S. Postal Service, delivery shall be by Registered or Certified Mail.

4. PREQUALIFICATION

All Bidders must be in good standing with the Owner. Bidders who are not in good standing with the Owner will not be considered for award of the contract. Good standing includes, among other things: (a) whether Bidder has failed to successfully complete the work or punchlist items under another Owner contract; (b) whether Bidder is currently, or has been in the past five years, involved in litigation with the Owner regarding work under another Owner contract, either as a general contractor or subcontractor; (c) whether Bidder has been or is currently in default under another Owner contract the past five years. with the Owner; or (d) whether Bidder has failed to fulfill provisions of another Owner contract within the past five years.

5. CERTIFICATE OF RESPONSIBILITY

Prior to filing Bids on Owner projects (in excess of $50,000), the prospective Bidder must obtain a Certificate of Responsibility from the Mississippi State Board of Public Contractors, establishing his classification as to the value and the type of construction on which he is authorized to bid. Application must be submitted to the Board at least 30 days prior to a regular Board meeting scheduled every Quarter on the first Tuesday of January, April, July and October.

6. ANNUAL LICENSE TO BID (Not Used)

7. CHARGES FOR PROPOSALS, PLANS AND SPECIFICATIONS

Prospective Bidders may obtain Proposal forms including one copy of Contract Documents upon payment of the amount of money stipulated in the "Advertisement for Bids."

No refunds will be made for return of Plans or Specifications.

If a contract award is made, the successful Bidder will be furnished (free of charge) two additional sets of the Plans and Specifications.

In the event all Bids are rejected and the Project is re-advertised, the original Bidders shall **NOT** be entitled to free Bidders Proposal forms for the subsequent letting.

8. OMISSIONS AND DISCREPANCIES

Should a Bidder find discrepancies, errors or omissions in the Drawings or Specifications, or should he be in doubt as to the correctness of the Plan details, dimensions and layout, he should immediately notify the Engineer in order to permit checking and any necessary revisions or modifications.

9. ADDENDA

Prior to the date set for opening of Bids, the right is reserved, in the interests of the Owner, as it may require, to revise or amend the Contract Documents. Such revisions, if any, will be announced by an Addendum or Addenda, and copies of such Addenda will be furnished to all prospective Bidders who have purchased Plans and Specifications for acknowledgment by return fax. If the revisions and Addenda are of a nature which require material changes in quantities or prices Bid, or both, the date set for opening Bids may be postponed to enable Bidders to revise their Bids. In such case, the Addendum or Addenda will include an announcement of the new date for opening Bids.

10. INTERPRETATIONS

No oral interpretation made to any Bidder as to the meaning of the Contract Documents shall be considered an effective modification of any of the provisions of the Contract Documents. In order to ensure appropriate and concise responses, and avoid any misinterpretations, no verbal questions will be received. Written requests for interpretation of the Plans and Specifications shall be submitted to the Engineer at least 10 days prior to opening of Proposals so that a formal decision can be given in writing to all known prospective Bidders in the form of an Addendum. The Contract Document contains the provisions required for the construction of the Project. Information obtained from an officer, agent, or employee of the Owner or any other person shall not affect the risks or obligations assumed by the Contractor or relieve him from fulfilling any of the conditions of the Contract.

11. BID SECURITY

All Bids shall be accompanied by a Bid Security in the form of a Certified Check upon a national or state bank or a Bid Bond made by a bonding company registered in the State of Mississippi, drawn and made payable to the Owner in an amount equal to five percent of the Bid. The Certified Check or Bid Bond must be enclosed in the same envelope with the Bid. Except as noted below, the Bid Security of all known unsuccessful Bidders will be returned promptly after a Notice of Award has been sent to the successful Bidder or in the event that all Bids are rejected.

The Bid Security of the next two lowest qualified Bidders will be retained until the Contract has been executed with the lowest qualified Bidder. The Bid Security of the successful Bidder will be returned when satisfactory Performance and Payment Bonds have been furnished and approved and the Contract executed.

12. GENERAL INFORMATION

Bidders shall inform themselves and comply with all pertinent Owner regulations and ordinances, State and Federal laws, licenses and tax liabilities which may in any manner affect their Bids and the prosecution of the work. The successful bidder will be responsible for obtaining all building, plumbing, and electrical permits required by the local city government. Special attention is directed to the rules and regulations published by the Mississippi State Tax Commission outlining certain taxes imposed on Contractors by the state of Mississippi.

13. REJECTION OF PROPOSAL

Proposals may be rejected in the case of any omission, alterations of forms, additions or conditions not called for, unauthorized alternate Bids, incomplete Bids, erasures or irregularities of any kind. Bids received conditioning their consideration or rejection upon Bids for the other work submitted by the same Bidder may be classed as irregular, unless the Contract Documents specifically invite or permit conditional or combination Bids. Bids in which the prices obviously are unbalanced may be rejected.

14. CONDITIONS OF WORK

Each Bidder must inform himself fully of the conditions relating to the construction of the Project and the employment of labor thereon. Failure to do so will not relieve a successful Bidder of his obligation to furnish all materials and labor necessary to carry out the provisions of his Contract. Insofar as possible, the Contractor, in carrying out his work, must employ such methods or means as

will not cause any interruption of or interference with the work of any other Contractor.

15. SECURITY FOR FAITHFUL PERFORMANCE

Simultaneously with his delivery of the Executed Contract, the Contractor shall furnish a Performance Bond and a Payment Bond each in the sum of 100% of the Contract amount as security for faithful performance of his Contract and for the payment of all persons performing labor on the Project under his Contract and furnishing materials in connection with his Contract, as specified in the Contract Documents. The surety of such Bonds shall be issued by a duly authorized surety company listed on the Treasury Department's most current list Circular 570 (as amended) and satisfactory to the Owner.

Attorneys in fact who sign Bid Bonds or Payment Bonds and Performance Bonds must file with each bond a certified and effective dated copy of their Power of Attorney. Failure of the successful Bidder to execute the Contract and to supply the required bonds within 10 calendar days from the date that the Notice of Award is delivered, or within such extended period as the Owner may grant based upon reasons determined sufficient by the Owner, shall constitute a default, and the Owner, at his discretion, may either award the Contract to the next lowest qualified Bidder or readvertise for Bids, and may charge against the Bidder the difference between the amount for which a Contract for the work is subsequently executed, irrespective of whether the amount thus due exceeds the amount of the Bid Bond. If a more favorable bid is received by readvertising, the defaulting Bidder shall have no claim against the Owner for a refund. The Contractor's bond will not be released until all provisions of the Contract have been fulfilled.

16. INSURANCE

The Contractor will be required to carry the types and amounts of insurance named in the Contract Documents for the full life of the Contract.

17. SUBCONTRACTORS

Bidders are specifically advised that any person, firm or other party to whom it is proposed to award a Subcontract must be acceptable to the Owner. Nothing contained in the Contract Documents shall create any contractual relation between subcontractor and the Owner.

18. METHOD OF AWARD – LOWEST RESPONSIVE BIDDER

The Owner will award the Contract to the lowest and best Bid unless all Bids are rejected. The award will be based on the evaluation of the low bid for the total base bid or the total alternate bid as decided upon by the Owner.

The responsiveness of the low Bidder shall be determined by (1) the completeness and regularity of the Bidders Proposal; (2) the Bidders Proposal being without exclusions or special conditions; (3) the Bid Form having no alternative Bids for any item unless requested in the Technical Specifications; and (4) such other factors as may be considered under State law, Federal law or regulation.

The evaluation of the low bidder will be based on whether the Bidder (1) maintains a permanent place of business; (2) has adequate plant equipment to do the work properly and within the time limit that is established; (3) has adequate financial status to meet his obligations contingent to the work; (4) has adequate manpower and present workload is such that he can perform according to a reasonable

schedule; and (5) such other factors as may be considered under State law, Federal law or regulation.

19. OBLIGATION OF BIDDER

At the time of the opening of Bids, each Bidder will be presumed to have inspected the site and to have read and to be thoroughly familiar with the Plans and Contract Documents (including all Addenda).

The failure or omission of any Bidder to examine any form, instrument or document shall in no way relieve any Bidder from any obligation in respect to his Bid. Submission of Bid shall be accepted as prima facie evidence that Bidder has inspected the site and is familiar with the Plans and Contract Documents.

20. SUBSURFACE DATA

Not Used.

21. EXECUTION OF CONTRACT

If the successful Bidder is a corporation, the officer who signs the Contract shall furnish copies of the resolution of the Directors of the corporation authorizing him to sign the contract. Such resolution should bear the seal of the corporation.

Subject to the applicable provisions of law, the Contract shall be in full force and effect only from and after the date when a fully executed and approved counterpart thereof has been rendered or delivered, or both, to the Contractor or his duly authorized agent or representative. Deposit of said counterpart in the United States mail in an envelope or wrapper properly addressed shall constitute compliance with these provisions by the Owner.

22. INTERCHANGEABLE TERMS

The terms "Bid" and "Proposal" wherever they are used in the Contract Documents are interchangeable and have the same meaning. The terms "Contract" and "Agreement", are interchangeable and have the same meaning. The terms “Contract Drawings” and “Plans”, are interchangeable and have the same meaning.

23. QUALIFICATIONS OF BIDDER, OWNER'S RIGHTS

The Owner may make such investigation as it deems necessary to determine the ability of the Bidder to perform the work, and the Bidder shall furnish to the Owner all such information and data for this purpose as the Owner may request. The Owner reserves the right to reject any bid if the evidence submitted by or investigation of such Bidder fails to satisfy the Owner that such Bidder is properly qualified to carry out the obligations of the Contract and to complete the work contemplated therein.

24. MATERIALS AND EQUIPMENT

Whenever materials or equipment are specified or described in the Contract Documents by using the name of a manufacturer, fabricator, supplier, or distributor, the naming of the item in this manner is intended to establish the type, function and quality required. Materials or equipment of other manufacturers, fabricators, suppliers, or distributors may be accepted by the Engineer if sufficient

information is submitted by the Contractor to allow the Engineer to determine that the material or equipment proposed is equivalent to that named in the Contract Documents. Bidders are referred to Section 6.3 of the General Conditions regarding procedures for approval of substitute materials and equipment.

25. NON-RESIDENT BIDDERS

Awarding public contracts to non-resident Bidders will be on the same basis as the non-resident Bidder's state awards contractors to Mississippi Contractors bidding under similar circumstances. In order to ensure that Mississippi's so called "Golden Rule" is followed, state law requires a non-resident Bidder to attach to his bid a copy of his resident state's current laws pertaining to such state's treatment of non-resident contractors.

26. NON-USE OF PRECAST DRAINAGE UNITS

Bidders are hereby advised that the use of precast inlets and junction boxes will **NOT** be allowed on this project. Should the Contractor makes this request, the request will be denied.

27. MATERIALS TESTING

The Contractor shall be responsible for all testing of materials associated with the project. Testing shall be considered an absorbed item.

28. RESTRICTED AREAS

The Contractor shall be restricted to the project area as defined in the Contract Document. The Contractor is prohibited from using the asphalt parking area on the east side of Building's A & C, and entering into Buildings A and C except where noted in the plans for demolition and re-construction.

29. CONTRACT TIME

The Contractor shall commence the work required by the Contract Documents within 10 calendar days after the date of the Notice to Proceed and will retain substantial completion within 45 consecutive calendar days of the Notice to Proceed date unless the period for completion is extended otherwise by the Contract Documents.

BIDDER'S PROPOSAL

MT. CARMEL BAPTIST CHURCH DEMOLITION PROJECT

CITY OF HATTIESBURG, MISSISSIPPI

CONTENTS

Bidder's Proposal 00300-2

Prices Bid and Approximate Quantities 00300-4

Bidder's Corporate Declaration 00300-6

Non-Collusion Affidavit 00300-7

Bid Bond 00300-8

Proposed Subcontractors 00300-10

BIDDER'S PROPOSAL

MT. CARMEL BAPTIST CHURCH DEMOLITION PROJECT

CITY OF HATTIESBURG, MISSISSIPPI

DATE: _____, 20_____

PROPOSAL OF _____
(Name of Bidder)

_____
(Address of Bidder)

for the Mt. Carmel Baptist Church Demolition Project.

The documents on which this Proposal is based include the Instructions to Bidders, Bid Forms, General Conditions, Supplementary Conditions, Supplemental General Conditions, Technical Specifications, Contract Drawings, and all supplements, amendments and addenda for this Project and are made a part hereof by reference.

TO: CITY OF HATTIESBURG
200 FORREST STREET
HATTIESBURG, MISSISSIPPI 39401

Gentlemen:

The following Proposal is submitted on behalf of the undersigned Bidder(s) and no others. Evidence of my (our) authority to submit the Proposal is hereby furnished. The Proposal is submitted without collusion on the part of any person, firm or corporation.

I (We), the undersigned Bidder(s), certify that I (we) have carefully examined the Instructions to Bidders, Bid Forms, General Conditions, Supplemental Conditions, Technical Specifications, Contract Drawings and any and all Addenda thereof.

I (We) further certify that I, (we) have visited and carefully examined the site of the proposed Work and have inspected the location and condition of all public utilities and existing structures or other facilities on the site or adjacent thereto which may be affected by the proposed construction and fully understand all conditions relative to construction difficulties, hazards, labor, transportation and all other factors affecting the prosecution of the work covered by this Proposal.

I (We) understand that the quantities mentioned below are approximate only and are subject to either increase or decrease, and hereby propose to perform any increased or decreased quantities of work at the unit prices bid. No increase in quantities of work shall be performed until a written change order is duly executed in advance and approved in the public minutes of the Owner.

In accordance with the requirements of the Instructions to Bidders, Bid Forms, Federal Supplement to Bidder's Proposal, Technical Specifications, General Conditions, Supplementary Conditions, Contract Drawings, and any Addenda, I (we) propose to furnish all necessary materials, equipment, labor, tools and other means of construction and will do all Work called for by the Contract Documents within the specified Contract Time. The following is my (our) itemized proposal for the project:

Prices Bid and Approximate Quantities – Base Bid					
Pay Item	**Description**	**Qty**	**Unit**	**Unit Price**	**Price Extension**
1.0	MOBILIZATION	1	LS	XXXX	
2.0	SITE WORK	1	LS	XXXX	
3.0	BUILDING DEMOLITION	1	LS	XXXX	
4.0	BORROW EXCAVATION, FME, AH	5200	CY		
5.0	GRASSING	4150	SY		
6.0	DISPOSAL OF ASBESTOS MATERIAL	40	TONS		
7.0	CONCRETE SIDEWALK, WITHOUT REINFORCEMENT	195	SY		
8.0	EROSION CONTROL	1	LS	XXXX	
9.0	DRAINAGE INLET	1	EACH		
10.0	18” REINFORCED CONCRETE PIPE	40	LIN. FT.		
11.0	REMOVAL OF CONCRETE PAVEMENT, ALL TYPES, ALL DEPTHS	675	SY		
12.0	ELECTRICAL SYSTEM MODIFICATION	1	LS	XXXX	
13.0	BUILDING RE-CONSTRUCTION	1	LS	XXXX	
14.0	CONSTRUCTION FENCING, INCLUDING GATES	1250	LF		
			TOTAL BASE BID $		

THE BIDDER'S TOTAL ABOVE IS HIS TOTAL BID BASED ON HIS UNIT PRICES AND LUMP SUM PRICES AND THE ESTIMATED QUANTITIES. THIS FIGURE IS FOR INFORMATION ONLY AT THE TIME OF OPENING BIDS. THE OWNER WILL MAKE THE BID TABULATION FROM THE UNIT PRICES AND LUMP SUM PRICES BID. IF THERE IS AN ERROR IN THE TOTAL BY THE BIDDER, IT SHALL BE CHANGED AS ONLY THE UNIT PRICES AND LUMP SUM PRICES SHALL GOVERN.

NOTE: FAILURE OF BIDDER TO INCLUDE PRICES FOR THE ALTERNATE BID ITEMS MAY RENDER HIS PROPOSAL NON-RESPONSIVE.
NOTE: Bids shall include sales tax and all other applicable taxes and fees.

I (We) further propose to execute the Contract Agreement as bound herein within ten working days after receipt of Contract Forms from the Owner and to complete the work within the contract time. I (We) agree to pay as liquidated damages the actual costs, expenses and other losses reasonably incurred by Owner for each consecutive calendar day beyond the specified Contract Time.

I (We) also propose to execute a Performance Bond and a Payment Bond, as shown in the Specifications, each in an amount of not less than one hundred percent (100%) of the total of my (our) Bid. These Bonds shall not only serve to guarantee the completion of the Work on my (our) part, but also to guarantee the excellence of both workmanship and materials until the Work is finally accepted.

I (We) enclose a Bid Bond or Certified Check for 5 percent of _____
_____, DOLLARS ($_____)
(Base Bid Amount)

and hereby agree that in case of my (our) failure to execute the Contract and furnish the Bonds within ten calendar days after delivery of the Notice of Award, the amount of this check (Bid Bond) will be forfeited to the Owner as liquidated damages arising out of my (our) failure to execute the Contract as proposed.

It is understood that in case I (we) am (are) not awarded the Work, the Certified Check or Bid Bond submitted as Bid security will be returned as stipulated in the Contract Documents.

Bidder acknowledges receipt of the following Addenda:

No. _____ Dated _____ No. _____ Dated _____
No. _____ Dated _____ No. _____ Dated _____
No. _____ Dated _____ No. _____ Dated _____
No. _____ Dated _____ No. _____ Dated _____

Respectfully Submitted,

_____
Contractor(s)

By: _____
Title

_____

_____
Address

BIDDER'S CORPORATE DECLARATION

(TO BE FILLED IN IF BIDDER IS A CORPORATION)

Date: _____, 20_____.

Our corporation is chartered under the Laws of the state of _____ and the names, titles and business addresses of the executives are as follows:

_____	_____
President	Secretary
_____	_____
_____	_____
_____	_____
Treasurer	
_____	_____
_____	_____
_____	_____

DECLARATION OF PARTNERSHIP

(To be filled in if a Bidder is a Partnership)

Our Partnership is composed of the following individuals:

_____	_____
_____	_____
_____	_____
Address	Address

NON-COLLUSION AFFIDAVIT

MT. CARMEL BAPTIST CHURCH DEMOLITION PROJECT

CITY OF HATTIESBURG, MISSISSIPPI

(THIS AFFIDAVIT MUST BE EXECUTED FOR THE BID TO BE CONSIDERED)

STATE OF _____)
) ss.
COUNTY OF _____)

_____ being first duly sworn,
(Person)
deposes and says that he is _____

_____

_____
(Sole owner, a partner, president, secretary, etc.)

of_____ the party making the foregoing Proposal or Bid;
(Name of Firm)

that such Bid is genuine and not collusive; that said Bidder is not financially interested in, or otherwise affiliated in a business way with any other bidder on the same contract; that said Bidder has not colluded, conspired, connived, or agreed, directly or indirectly, with any bidder or person, to put in a sham bid, or that such other person shall refrain from bidding, and has not in any manner, directly or indirectly sought by agreement or collusion, or communication or conference, with any person, to fix the bid price of affiant or any other bidder, or to fix any overhead, profit or cost element of said bid price, or of that of any other bidder, or to secure any advantage against the Owner or any person or persons interested in the proposed contract; and that all statements contained in said Proposal or Bid are true; and further, that such Bidder has not, directly or indirectly submitted his Bid, or the contents thereof, or divulged information or data relative thereto to any association or to any member or agent thereof.

_____
Affiant

Sworn to and subscribed before me this _____day of _____, 20_____.

_____
Notary Public in and for

_____ County,

(SEAL)

My Commission Expires
_____, 20_____.

BID BOND

MT. CARMEL BAPTIST CHURCH DEMOLITION PROJECT

CITY OF HATTIESBURG, MISSISSIPPI

KNOW ALL MEN BY THESE PRESENTS, that we, the undersigned _____ as Principal, and _____ as Surety, are hereby held and firmly bound unto the Owner, in the penal sum of $_____for the payment of which, well and truly to be made, we hereby jointly and severally bind ourselves, our heirs, executors, administrators, successors and assigns. Signed this _____ day of _____, 20 _____.

The condition of the above obligation is such that whereas the Principal has submitted to the Owner, a certain bid, attached hereto and hereby made a part hereof to enter into a contract in writing for the above referenced project.

NOW THEREFORE,

(a) If said Bid shall be rejected, or in the alternate,

(b) If said Bid shall be accepted and the Principal shall execute and deliver a contract in the Form of Contract attached hereto (properly completed in accordance with said Bid) and shall furnish a bond for his faithful performance of said contract, and for the payment of all persons performing labor or furnishing materials in connection therewith, and shall in all other respects perform the agreement created by the acceptance of said Bid,

then this obligation shall be void, otherwise the same shall remain in force and effect; it being expressly understood and agreed that the liability of the Surety for any and all claims hereunder shall, in no event, exceed the penal amount of this obligation as herein stated.

The surety, for value received, hereby stipulates and agrees that the obligations of said Surety and its bond shall be in no way impaired or affected by any extension of the time within which the Owner may accept such Bid; and said Surety does hereby waive notice of any such extension.

IN WITNESS WHEREOF, the Principal and the Surety have hereunto set their hands and seals, and such of them as are corporations have caused their corporate seals to be hereto affixed and these presents to signed by their proper officers, the day and year first set forth above.

_____
Contractor

SEAL By:_____

_____
Surety

SEAL By:_____

PROPOSED SUBCONTRACTORS

MT. CARMEL BAPTIST CHURCH DEMOLITION PROJECT

CITY OF HATTIESBURG, MISSISSIPPI

The names and addresses of all persons and parties who will be utilized for subcontract Work in the foregoing Bidder's Proposal are listed below. (The Contractor must list all Subcontractors to be utilized on the Work. Failure to list Subcontractors may cause the Bidder's Proposal to be rejected by the Owner as non-responsive.) If the Bidder does not propose Subcontractors, so state.

NAME	ADDRESS

CONTRACT FORMS

MT. CARMEL BAPTIST CHURCH DEMOLITION PROJECT

CITY OF HATTIESBURG, MISSISSIPPI

CONTENTS

Contract 00500-2

Partnership Certificate 00500-5

General Instructions for Bonds 00500-6

Performance Bond 00500-7

Payment Bond 00500-9

Notice of Award 00500-11

Notice to Proceed 00500-13

Certificate of Sufficiency 00500-15

Contract Change Order 00500-16

CONTRACT

MT. CARMEL BAPTIST CHURCH DEMOLITION PROJECT

CITY OF HATTIESBURG, MISSISSIPPI

This Contract, made this the _____ day of _____, 20___, by and between the City of Hattiesburg, Mississippi, a municipal corporation, hereinafter called "Owner" and _____doing business as a _____ located in _____hereinafter called the "Contractor".

WITNESSETH: That for and in consideration of the payments and agreements hereinafter mentioned:

1. THE CONTRACTOR will commence and complete the "Mt. Carmel Baptist Church Demolition Project" in strict accordance with the Contract Documents and the Contract Drawings.

2. The Contractor will commence the work required by the CONTRACT DOCUMENTS within 10 calendar days after the date of the NOTICE TO PROCEED and will attain Final Completion within the contract time stipulated in the Advertisement for Bids unless the period for completion is extended otherwise by the CONTRACT DOCUMENTS. The Contractor agrees to pay, as liquidated damages, the actual damages, costs, losses and expenses reasonably incurred by Owner for each consecutive calendar day that he shall be in default in attaining Final Completion within the time stipulated as provided herein.

3. The term "CONTRACT DOCUMENTS" means and includes Advertisement for Bids, Instructions to Bidders, Bidder's Proposal, Bid Bond, Contract, Payment Bond, Performance Bond, General Conditions, Supplementary Conditions, Technical Specifications, Contract Drawings, Notice of Award, Notice to Proceed, Addenda (if any), and all subsequent Change Orders, Supplemental Agreements and/or other modifications as if formally recopied in this Contract.

4. The Contractor agrees to furnish all materials in place and to faithfully complete all of said work contemplated by this Contract in good and workmanlike manner, strictly in accordance with said Contract Documents, Contract Drawings and other requirements of the Owner, and to the complete satisfaction of the Owner or his authorized representatives, and in accordance with the Laws of the state of Mississippi and the Ordinances of the Owner, for which the Owner hereby agrees to pay and the Contractor agrees to accept a sum of money in current funds equal to the contract amount of _____ _____ ($ _____) plus the amount of any supplemental agreements and force accounts for extra work authorized and duly set forth in a written change order approved and executed by the Owner and set forth in the public minutes of the Owner and in full compensation for furnishing all materials, the doing of all work contemplated under the Contract, as well as all loss or damage, if any, arising out of the nature of the work, or the action of the weather, and any and all other unforeseen obstructions or difficulties that may be encountered in the prosecution of the same, the Contractor assuming all risks of every kind and description in the performance of this

Contract.

5. The Contractor shall protect, indemnify and save harmless the Owner from and against any and all damage, loss, claims, judgments or expenses, including but not limited to reasonable attorney's fees, which the Owner may suffer or be subjected to by the performance of the work, including but without limitation injury to or death of any person whomever and destruction or damage to any property whatsoever.

6. Attached hereto and made a part of this Contract is a Performance Bond, executed by a Surety Company doing business in the state of Mississippi, in the sum of

_____

($_____).

7. Attached hereto and made a part of this Contract is a Payment Bond, executed by a Surety Company doing business in the state of Mississippi, in the sum of

_____

($_____).

8. The Contractor agrees to allow the Owner, or any of their duly authorized representatives, access to any books, documents, papers and records of the Contractor which are directly pertinent to the project which is the subject of this Contract, for the purpose of making audits, examinations, excerpts and transcriptions, and Contractor agrees to insert an identical clause in any and all subcontracts.

9. The Owner will pay to the Contractor in the manner and at such times and amounts as set forth in the Contract Documents.

10. This Contract shall be binding upon all parties hereto and their respective heirs, executors, administrators, successors, and assigns.

11. If, through any cause, the Contractor shall fail to fulfill in a timely and proper manner his obligations under this Contract, or if the Contractor shall violate any of the covenants, agreements, or stipulations of this Contract, the Owner shall thereupon have the right to terminate this Contract by giving written notice to the Contractor of such termination and specifying the effective date thereof, at least five days before the effective date of such termination. Notwithstanding the above, the Contractor shall not be relieved of liability to the Owner for damages sustained by the Owner by virtue of any breach of the Contract by the Contractor and the Owner may withhold any payments to the Contractor until such time as the exact amount of damages due the Owner from the Contractor is determined.

IN WITNESS THEREOF, the parties hereto have executed, or caused to be executed by their duly authorized officials, this Contract in ____5____ counterparts, each of which shall be deemed an original on the date first above written. (number)

OWNER	**CONTRACTOR**
BY _____	**BY** _____
ATTEST _____	**ATTEST** _____
(Seal)	**(Seal)**

PARTNERSHIP CERTIFICATE

State of _____

County of _____ Ss.

On this _____day of _____, 20_____, before me personally appeared _____, known to me and known by me to be the person who executed the above instrument, who being by me first duly sworn, did depose and say that he is a general partner in the firm of_____; that said firm consists of himself and _____; and that he executed the foregoing instrument on behalf of said firm for the uses and purposes stated herein.

_____
Notary Public in the

County of _____

State of _____

Notary Seal

My Commission Expires:

_____

CORPORATE CERTIFICATE

I, _____certify that I am the Secretary of the Corporation named as Contractor in the foregoing Contract; that _____, who signed said Contract on behalf of the Contractor was then _____of said Corporation; that said Contract was duly signed for and in behalf of said Corporation by authority of its governing body and is within the scope of its corporate powers.

_____
Secretary

Corporate Seal

GENERAL INSTRUCTIONS FOR BONDS

1. The surety on each Bond must be a responsible surety company, which is qualified to do business in Mississippi and satisfactory to the Owner.

2. The name, including full Christian name and residence of each individual party to the Bond shall be inserted in the body thereof, and each such party shall sign the Bond with his usual signature on the line opposite the seal and if signed in Maine, Massachusetts or New Hampshire an adhesive seal shall be affixed opposite the signature. The bond must be either signed or countersigned by a Mississippi Resident Agent of the Surety Company.

3. If the principals are partners, their individual names will appear in the body of the Bond with the recital that they are partners composing a firm, naming it; and all the members of the firm shall execute the Bond as individuals.

4. The signature of a witness shall appear in the appropriate place, attesting to the signature of each individual party to the Bond.

5. If the principal or surety is a corporation, the name of the State in which incorporated shall be inserted in the appropriate place in the body of the Bond, and said instrument shall be executed and attested under the corporate seal as indicated in the form. If the corporation has no corporate seal the fact shall be stated, in which case, a scroll or adhesive seal shall appear following the corporate name.

6. The official character and authority of the person or persons executing the Bond for the principal, if a corporation, shall be certified by the secretary or assistant secretary, according to the form attached hereto. In lieu of such certificate there may be attached to the Bond copies of so much of the records of the corporation as will show the official character and authority of the officer signing, duly certified by the secretary or assistant secretary, under the corporate seal, to be true copies.

7. The date of this Bond must not be prior to the date of the Contract in connection with which it is given.

8. Surety Companies executing Bonds must appear on the Treasury Department's most current list (Circular 570 as amended) and be authorized to transact business in the State where the project is located.

PERFORMANCE BOND

KNOW ALL MEN BY THESE PRESENTS: that

_____
(Name of Contractor)

_____
(Address of Contractor)

a _____ hereinafter called Principal, and
(Corporation, Partnership, or Individual)

_____
(Name of Surety)

_____
(Address of Surety)

hereinafter called Surety, are held and firmly bound unto _____

_____
(Name of Owner)

_____
(Address of Owner)

hereinafter called OWNER, in the penal sum of _____ Dollars, $(_____) in lawful money of the United States, for the payment of which sum well and truly to be made, we bind ourselves, successors, and assigns, jointly and severally, firmly by these presents.

THE CONDITION OF THIS OBLIGATION is such that whereas, the Principal entered into a certain contract with the OWNER, dated _____ day of _____20 _____, a copy of which is hereto attached and made a part hereof for the construction of :

_____

_____

NOW, THEREFORE, if the Principal shall well, truly and faithfully perform its duties, all the undertakings, covenants, terms, conditions, and agreements of said contract during the original term thereof, and any extensions thereof which may be granted by the OWNER, with or without notice to the Surety and during the one year guaranty period, and if he shall satisfy all claims and demands incurred under such contract, and shall fully indemnify and save harmless the OWNER from all costs and damages which it may suffer by reason of failure to do so, and shall reimburse and repay the OWNER all outlay and expense which the OWNER may incur in making good any default, then this obligation shall be void; otherwise to remain in full force and effect.

NOW, THEREFORE, if the Principal shall promptly make payment of all taxes, licenses, assignments, contributions, damages, penalties, and interest thereon, when and as the same may lawfully be due the state of Mississippi, or any county, municipality, board, department, commission, or political subdivision thereof, by reason of and directly connected with the performance of said Contract or any part thereof as provided by Sections 27-65-1, 27-65-21, 27-67-301 and 31-5-3, supra, or any other applicable statute or other authority, then this obligation shall be null and void; otherwise, it shall remain in full force and effect.
PROVIDED, FURTHER, that the said Surety for value received hereby stipulates and agrees that no change,

extension of time, alteration or addition to the terms of the contract or to the WORK to be performed thereunder or the SPECIFICATIONS accompanying the same shall in any wise affect its obligation on this BOND, and it does hereby waive notice of any such change, extension of time, alteration or addition to the terms of the contract or to the WORK or to the SPECIFICATIONS.

PROVIDED, FURTHER, that no final settlement between the OWNER and the CONTRACTOR shall abridge the right of any beneficiary hereunder, whose claim may be unsatisfied.

IN WITNESS WHEREOF, this statement is executed in ___5___ counterparts, each one of which shall
(number)
be deemed an original, this the _____day of _____, 20 _____.

ATTEST:

_____ (Principal) Secretary

(Seal)

_____ Witness as to Principal

_____ (Address)

_____ Principal

By_____

_____ (Address)

_____

_____ Surety

ATTEST:

By_____

_____ Witness as to Surety

_____ (Address)

_____ (Address)

_____

NOTE: Date of BOND must not be prior to date of Contract.
If CONTRACTOR is Partnership, all partners should execute BOND.

IMPORTANT: Surety companies executing BONDS must appear on the Treasury Department's most current list (Circular 570 as amended) and be authorized to transact business in the State where the PROJECT is located.

PAYMENT BOND

KNOW ALL MEN BY THESE PRESENTS THAT

_____
(Name of Contractor)

_____
(Address of Contractor)

a _____, hereinafter called Principal,
(Corporation, Partnership, or Individual)

and _____
(Name of Surety)

_____
(Address of Surety)

hereinafter called Surety, are held and firmly bound unto _____

_____
(Name of Owner)

_____
(Address of Owner)

hereinafter called OWNER, in the penal sum of _____
_____Dollars, $(_____)
in lawful money of the United States, for the payment of which sum well and truly to be made, we bind ourselves, successors, and assigns, jointly and severally, firmly by these presents.

THE CONDITION OF THIS OBLIGATION is such that whereas, the Principal entered into a certain contract with the OWNER, dated the _____ day of _____ 20 _____, a copy of which is hereto attached and made a part hereof for the construction of:

_____

_____

NOW, THEREFORE, if the Principal shall promptly make payment to all persons, firms, SUBCONTRACTORS, and corporations furnishing materials for or performing labor in the prosecution of the WORK provided for in such contract, and any authorized extension or modification thereof, including all amounts due for materials, lubricants, oil, gasoline, coal and coke, repairs on machinery, equipment and tools, consumed or used in connection with the construction of such WORK, and all insurance premiums on said WORK, and for all labor, performed in such WORK whether by SUBCONTRACTOR or otherwise, then this obligation shall be void; otherwise to remain in full force and effect.

PROVIDED, FURTHER, that the said Surety for value received hereby stipulates and agrees that no change, extension of time, alteration or addition to the terms of the contract or to the WORK to be performed thereunder or the SPECIFICATIONS accompanying the same shall in any wise affect its obligation on this BOND, and it does hereby waive notice of any such change, extension of time, alteration or addition to the terms of the contract or to the WORK or to the SPECIFICATIONS.

PROVIDED, FURTHER, that no final settlement between the OWNER and the CONTRACTOR shall abridge the right of any beneficiary hereunder, whose claim may be unsatisfied.

IN WITNESS WHEREOF, this statement is executed in _____ counterparts, each one of which shall
(number)
be deemed an original, this the _____day of _____, 20 _____.

ATTEST:

_____ (Principal) Secretary

(Seal)

_____ Witness as to Principal

_____ (Address)

_____ Principal

By_____

_____ (Address)

_____

_____ Surety

ATTEST:

By_____

_____ Witness as to Surety

_____ (Address)

_____ (Address)

_____

NOTE: Date of BOND must not be prior to date of Contract.
If CONTRACTOR is Partnership, all partners should execute BOND.

IMPORTANT: Surety companies executing BONDS must appear on the Treasury Department's most current list (Circular 570 as amended) and be authorized to transact business in the State where the PROJECT is located.

NOTICE OF AWARD

Date _____

TO: _____

RE: Mt. Carmel Baptist Church Demolition Project
City of Hattiesburg, Mississippi

NOTICE OF AWARD

Gentlemen:

The Owner has considered the Proposal submitted by you for the above referenced Work in response to its Advertisement for Bids and Instructions to Bidders.

You are hereby notified that your Proposal has been accepted in the amount of $_____.

You are required by the Instruction to Bidders to execute the Contract and furnish to the Owner the required Contractor's Performance Bond, Payment Bond and certificates of insurance within 10 calendar days from the date of delivery of this Notice to you. We have enclosed five copies of the necessary contract forms and bond forms. Please return all five copies of these documents to the offices of Neel-Schaffer, 704 Hardy Street, Hattiesburg, MS 39401.

If you fail to execute said Contract and to furnish said Bonds within 10 days from the date of delivery of this Notice, the Owner will be entitled to consider all your rights arising out of the Owner's acceptance of your proposal as abandoned and as a forfeiture of your Bid Bond. The Owner will be entitled to such other rights as may be granted by Law.

You are required by the General Conditions and Supplementary Conditions to submit to Neel-Schaffer, Inc. an estimated progress schedule, a preliminary schedule of Shop Drawing submissions and a preliminary schedule of values of the Work within 10 days after the effective date of this Contract, all in accordance with Article 2.5 of the General Conditions.

You are required to return an acknowledged copy of this Notice of Award directly to the City of Hattiesburg, Mississippi, Attention: Mayor Toby Barker, and to Neel-Schaffer, Inc.

Sincerely,

NEEL-SCHAFFER, INC.

Michael W. Essary, P.E.
Project Engineer

cc: Mayor Toby Barker
City of Hattiesburg
200 Forrest Street
Hattiesburg, MS 39401

ACCEPTANCE OF NOTICE

Receipt of the above Notice of Award is hereby acknowledged by_____this, the _____day of _____, 20_____.

By _____

Title _____

NOTICE TO PROCEED

Date

To: _____

Attention: _____

REFERENCE: NOTICE TO PROCEED
MT. CARMEL BAPTIST CHURCH DEMOLITION PROJECT
CITY OF HATTIESBURG, MISSISSIPPI

Dear _____:

You are hereby notified to commence Work in accordance with the Contract dated _____, on or before _____. You are to complete the Work within ____ consecutive calendar days from the effective date of this Notice to Proceed. The date of Final Completion is therefore _____. Liquidated damages in the amount of the actual damages, costs, losses and expenses reasonably incurred by the OWNER per calendar day for each day the Work has not achieved Final Completion after _____ will be imposed unless the contract time is otherwise adjusted for due cause by change orders to the Contract. Liquidated Damages, as defined herein, will be assessed unless the Contract Time is otherwise adjusted for due cause by change order to the Contract.

The engineering firm of Neel-Schaffer, Inc. will act as the Engineer on behalf of the City of Hattiesburg, Mississippi for the work to be performed under the contract. Geoffrey P. Crosby, P.E., of Neel-Schaffer, Inc. will be the designated representative of the Engineer.

Please return a copy of this NOTICE TO PROCEED and ACCEPTANCE OF NOTICE to the undersigned and to Neel-Schaffer, Inc., indicating your receipt of this document in the space provided below.

Sincerely,

City of Hattiesburg, Mississippi

Mayor Toby Barker

ACCEPTANCE OF NOTICE

Receipt of the above NOTICE TO PROCEED

is hereby acknowledged by _____

this, the _____ day

of _____, 20_____.

By_____

Title_____

CERTIFICATE OF SUFFICIENCY

MT. CARMEL BAPTIST CHURCH DEMOLITION PROJECT

CITY OF HATTIESBURG, MISSISSIPPI

I, _____, CHIEF LEGAL OFFICER FOR THE OWNER, DO HEREBY CERTIFY THAT I HAVE EXAMINED THIS AGREEMENT, THE BONDS AND EVIDENCE OF INSURANCE OFFERED BY THE CONTRACTOR AND FIND THEM TO BE PROPERLY EXECUTED, ADEQUATE AND SUFFICIENT.

_____

Date: _____

CONTRACT CHANGE ORDER

OWNER: _____ PROJECT NAME: _____

CONTRACTOR: _____

DATE: _____

CHANGE ORDER NUMBER: _____CONTRACT NUMBER:_____

REASON FOR CHANGE: _____

YOU ARE HEREBY REQUESTED TO COMPLY WITH THE FOLLOWING CHANGES FROM THE CONTRACT PLANS, SPECIFICATIONS AND CONTRACT DOCUMENTS: (USE ADDITIONAL SHEETS IF REQUIRED)

ITEM NO.	DESCRIPTION OF CHANGE(S) (QUANTITIES, ETC.)	QTY	UNIT COST	TOTAL CONTRACT
				0.00
				0.00
				0.00
				0.00
				0.00
				0.00
				0.00
				0.00
				0.00
				0.00
				0.00
				0.00

TOTAL CONTRACT CHANGE	$
	TOTAL CONTRACT
ORIGINAL CONTRACT AMOUNT:	$
CURRENT CONTRACT AMOUNT:	$
THIS CONTRACT CHANGE	
REVISED CONTRACT AMOUNT:	$
CURRENT CONTRACT COMPLETION DATE:	
TIME EXTENSION REQUIRED BY CHANGE:	
REVISED CONTRACT COMPLETION DATE:	

THIS DOCUMENT SHALL BE AN AMENDMENT TO THE CONTRACT AND ALL PROVISIONS OF THE CONTRACT WILL APPLY.

RECOMMENDED BY: _____ _____

ENGINEER DATE

NEEL-SCHAFFER, INC.

ACCEPTED BY: _____ _____

CONTRACTOR DATE

ACCEPTED BY: _____ _____

CITY OF HATTIESBURG DATE

This document has important legal consequences; consultation with an attorney is encouraged with respect to its use or modification. This document should be adapted to the particular circumstances of the contemplated Project and the Controlling Law.

STANDARD GENERAL CONDITIONS OF THE CONSTRUCTION CONTRACT

Prepared by

ENGINEERS JOINT CONTRACT DOCUMENTS COMMITTEE

and

Issued and Published Jointly By

PROFESSIONAL ENGINEERS IN PRIVATE PRACTICE
a practice division of the
NATIONAL SOCIETY OF PROFESSIONAL ENGINEERS

AMERICAN COUNCIL OF ENGINEERING COMPANIES

AMERICAN SOCIETY OF CIVIL ENGINEERS

This document has been approved and endorsed by

The Associated General Contractors of America

Construction Specifications Institute

Copyright © 2002 National Society of Professional Engineers for EJCDC. All rights reserved.

Copyright ©2002

National Society of Professional Engineers
1420 King Street, Alexandria, VA 22314

American Council of Engineering Companies
1015 15th Street, N.W., Washington, DC 20005

American Society of Civil Engineers
1801 Alexander Bell Drive, Reston, VA 20191-4400

These General Conditions have been prepared for use with the Suggested Forms of Agreement Between Owner and Contractor Nos. C-520 or C-525 (2002 Editions). Their provisions are interrelated and a change in one may necessitate a change in the other. Comments concerning their usage are contained in the EJCDC Construction Documents, General and Instructions (No. C-001) (2002 Edition). For guidance in the preparation of Supplementary Conditions, see Guide to the Preparation of Supplementary Conditions (No. C-800) (2002 Edition).

Copyright © 2002 National Society of Professional Engineers for EJCDC. All rights reserved.

TABLE OF CONTENTS

Page

ARTICLE 1 - DEFINITIONS AND TERMINOLOGY 6
1.01 *Defined Terms* 6
1.02 *Terminology* 8
ARTICLE 2 - PRELIMINARY MATTERS 9
2.01 *Delivery of Bonds and Evidence of Insurance* 9
2.02 *Copies of Documents* 9
2.03 *Commencement of Contract Times; Notice to Proceed* 9
2.04 *Starting the Work* 9
2.05 *Before Starting Construction* 9
2.06 *Preconstruction Conference* 9
2.07 *Initial Acceptance of Schedules* 9
ARTICLE 3 - CONTRACT DOCUMENTS: INTENT, AMENDING, REUSE 10
3.01 *Intent* 10
3.02 *Reference Standards* 10
3.03 *Reporting and Resolving Discrepancies* 10
3.04 *Amending and Supplementing Contract Documents* 11
3.05 *Reuse of Documents* 11
3.06 *Electronic Data* 11
ARTICLE 4 - AVAILABILITY OF LANDS; SUBSURFACE AND PHYSICAL CONDITIONS; HAZARDOUS ENVIRONMENTAL CONDITIONS; REFERENCE POINTS 11
4.01 *Availability of Lands* 11
4.02 *Subsurface and Physical Conditions* 12
4.03 *Differing Subsurface or Physical Conditions* 12
4.04 *Underground Facilities* 13
4.05 *Reference Points* 13
4.06 *Hazardous Environmental Condition at Site* 13
ARTICLE 5 - BONDS AND INSURANCE 14
5.01 *Performance, Payment, and Other Bonds* 14
5.02 *Licensed Sureties and Insurers* 15
5.03 *Certificates of Insurance* 15
5.04 *Contractor's Liability Insurance* 15
5.05 *Owner's Liability Insurance* 16
5.06 *Property Insurance* 16
5.07 *Waiver of Rights* 17
5.08 *Receipt and Application of Insurance Proceeds* 17
5.09 *Acceptance of Bonds and Insurance; Option to Replace* 17
5.10 *Partial Utilization, Acknowledgment of Property Insurer* 18
ARTICLE 6 - CONTRACTOR'S RESPONSIBILITIES 18
6.01 *Supervision and Superintendence* 18
6.02 *Labor; Working Hours* 18
6.03 *Services, Materials, and Equipment* 18
6.04 *Progress Schedule* 18
6.05 *Substitutes and "Or-Equals"* 19
6.06 *Concerning Subcontractors, Suppliers, and Others* 20
6.07 *Patent Fees and Royalties* 21
6.08 *Permits* 21
6.09 *Laws and Regulations* 21
6.10 *Taxes* 22
6.11 *Use of Site and Other Areas* 22
6.12 *Record Documents* 22
6.13 *Safety and Protection* 22
6.14 *Safety Representative* 23
6.15 *Hazard Communication Programs* 23

Copyright © 2002 National Society of Professional Engineers for EJCDC. All rights reserved.

6.16 *Emergencies* ... 23
6.17 *Shop Drawings and Samples* ... 23
6.18 *Continuing the Work* ... 24
6.19 *Contractor's General Warranty and Guarantee* ... 24
6.20 *Indemnification* ... 24
6.21 *Delegation of Professional Design Services* ... 25
ARTICLE 7 - OTHER WORK AT THE SITE ... 25
7.01 *Related Work at Site* ... 25
7.02 *Coordination* ... 26
7.03 *Legal Relationships* ... 26
ARTICLE 8 - OWNER'S RESPONSIBILITIES ... 26
8.01 *Communications to Contractor* ... 26
8.02 *Replacement of Engineer* ... 26
8.03 *Furnish Data* ... 26
8.04 *Pay When Due* ... 26
8.05 *Lands and Easements; Reports and Tests* ... 26
8.06 *Insurance* ... 26
8.07 *Change Orders* ... 26
8.08 *Inspections, Tests, and Approvals* ... 26
8.09 *Limitations on Owner's Responsibilities* ... 27
8.10 *Undisclosed Hazardous Environmental Condition* ... 27
8.11 *Evidence of Financial Arrangements* ... 27
ARTICLE 9 - ENGINEER'S STATUS DURING CONSTRUCTION ... 27
9.01 *Owner's Representative* ... 27
9.02 *Visits to Site* ... 27
9.03 *Project Representative* ... 27
9.04 *Authorized Variations in Work* ... 27
9.05 *Rejecting Defective Work* ... 27
9.06 *Shop Drawings, Change Orders and Payments* ... 28
9.07 *Determinations for Unit Price Work* ... 28
9.08 *Decisions on Requirements of Contract Documents and Acceptability of Work* ... 28
9.09 *Limitations on Engineer's Authority and Responsibilities* ... 28
ARTICLE 10 - CHANGES IN THE WORK; CLAIMS ... 28
10.01 *Authorized Changes in the Work* ... 28
10.02 *Unauthorized Changes in the Work* ... 29
10.03 *Execution of Change Orders* ... 29
10.04 *Notification to Surety* ... 29
10.05 *Claims* ... 29
ARTICLE 11 - COST OF THE WORK; ALLOWANCES; UNIT PRICE WORK ... 30
11.01 *Cost of the Work* ... 30
11.02 *Allowances* ... 31
11.03 *Unit Price Work* ... 31
ARTICLE 12 - CHANGE OF CONTRACT PRICE; CHANGE OF CONTRACT TIMES ... 32
12.01 *Change of Contract Price* ... 32
12.02 *Change of Contract Times* ... 33
12.03 *Delays* ... 33
ARTICLE 13 - TESTS AND INSPECTIONS; CORRECTION, REMOVAL OR ACCEPTANCE OF DEFECTIVE WORK ... 33
13.01 *Notice of Defects* ... 33
13.02 *Access to Work* ... 33
13.03 *Tests and Inspections* ... 33
13.04 *Uncovering Work* ... 34
13.05 *Owner May Stop the Work* ... 34
13.06 *Correction or Removal of Defective Work* ... 34
13.07 *Correction Period* ... 34
13.08 *Acceptance of Defective Work* ... 35
13.09 *Owner May Correct Defective Work* ... 35
ARTICLE 14 - PAYMENTS TO CONTRACTOR AND COMPLETION ... 36
14.01 *Schedule of Values* ... 36
14.02 *Progress Payments* ... 36
14.03 *Contractor's Warranty of Title* ... 37
14.04 *Substantial Completion* ... 37

Copyright © 2002 National Society of Professional Engineers for EJCDC. All rights reserved.

14.05 *Partial Utilization* 38
14.06 *Final Inspection* 38
14.07 *Final Payment* 38
14.08 *Final Completion Delayed* 39
14.09 *Waiver of Claims* 39
ARTICLE 15 - SUSPENSION OF WORK AND TERMINATION 39
15.01 *Owner May Suspend Work* 39
15.02 *Owner May Terminate for Cause* 39
15.03 *Owner May Terminate For Convenience* 40
15.04 *Contractor May Stop Work or Terminate* 40
ARTICLE 16 - DISPUTE RESOLUTION 41
16.01 *Methods and Procedures* 41
ARTICLE 17 - MISCELLANEOUS 41
17.01 *Giving Notice* 41
17.02 *Computation of Times* 41
17.03 *Cumulative Remedies* 41
17.04 *Survival of Obligations* 41
17.05 *Controlling Law* 41
17.06 *Headings* 41

Copyright © 2002 National Society of Professional Engineers for EJCDC. All rights reserved.

GENERAL CONDITIONS

ARTICLE 1 - DEFINITIONS AND TERMINOLOGY

1.01 *Defined Terms*

A. Wherever used in the Bidding Requirements or Contract Documents and printed with initial capital letters, the terms listed below will have the meanings indicated which are applicable to both the singular and plural thereof. In addition to terms specifically defined, terms with initial capital letters in the Contract Documents include references to identified articles and paragraphs, and the titles of other documents or forms.

1. *Addenda*--Written or graphic instruments issued prior to the opening of Bids which clarify, correct, or change the Bidding Requirements or the proposed Contract Documents.

2. *Agreement*--The written instrument which is evidence of the agreement between Owner and Contractor covering the Work.

3. *Application for Payment*--The form acceptable to Engineer which is to be used by Contractor during the course of the Work in requesting progress or final payments and which is to be accompanied by such supporting documentation as is required by the Contract Documents.

4. *Asbestos*--Any material that contains more than one percent asbestos and is friable or is releasing asbestos fibers into the air above current action levels established by the United States Occupational Safety and Health Administration.

5. *Bid*--The offer or proposal of a Bidder submitted on the prescribed form setting forth the prices for the Work to be performed.

6. *Bidder*--The individual or entity who submits a Bid directly to Owner.

7. *Bidding Documents*--The Bidding Requirements and the proposed Contract Documents (including all Addenda).

8. *Bidding Requirements*--The Advertisement or Invitation to Bid, Instructions to Bidders, bid security of acceptable form, if any, and the Bid Form with any supplements.

9. *Change Order*--A document recommended by Engineer which is signed by Contractor and Owner and authorizes an addition, deletion, or revision in the Work or an adjustment in the Contract Price or the Contract Times, issued on or after the Effective Date of the Agreement.

10. *Claim*--A demand or assertion by Owner or Contractor seeking an adjustment of Contract Price or Contract Times, or both, or other relief with respect to the terms of the Contract. A demand for money or services by a third party is not a Claim.

11. *Contract*--The entire and integrated written agreement between the Owner and Contractor concerning the Work. The Contract supersedes prior negotiations, representations, or agreements, whether written or oral.

12. *Contract Documents*-- Those items so designated in the Agreement. Only printed or hard copies of the items listed in the Agreement are Contract Documents. Approved Shop Drawings, other Contractor's submittals, and the reports and drawings of subsurface and physical conditions are not Contract Documents.

13. *Contract Price*--The moneys payable by Owner to Contractor for completion of the Work in accordance with the Contract Documents as stated in the Agreement (subject to the provisions of Paragraph 11.03 in the case of Unit Price Work).

14. *Contract Times*--The number of days or the dates stated in the Agreement to: (i) achieve Milestones, if any, (ii) achieve Substantial Completion; and (iii) complete the Work so that it is ready for final payment as evidenced by Engineer's written recommendation of final payment.

15. *Contractor*--The individual or entity with whom Owner has entered into the Agreement.

16. *Cost of the Work*--See Paragraph 11.01.A for definition.

17. *Drawings*--That part of the Contract Documents prepared or approved by Engineer which graphically shows the scope, extent, and character of the Work to be performed by Contractor. Shop Drawings and other Contractor submittals are not Drawings as so defined.

18. *Effective Date of the Agreement*--The date indicated in the Agreement on which it becomes effective, but if no such date is indicated, it means the date on which the Agreement is signed and delivered by the last of the two parties to sign and deliver.

19. *Engineer*--The individual or entity named as such in the Agreement.

Copyright © 2002 National Society of Professional Engineers for EJCDC. All rights reserved.

20. *Field Order*--A written order issued by Engineer which requires minor changes in the Work but which does not involve a change in the Contract Price or the Contract Times.

21. *General Requirements*--Sections of Division 1 of the Specifications. The General Requirements pertain to all sections of the Specifications.

22. *Hazardous Environmental Condition*--The presence at the Site of Asbestos, PCBs, Petroleum, Hazardous Waste, or Radioactive Material in such quantities or circumstances that may present a substantial danger to persons or property exposed thereto in connection with the Work.

23. *Hazardous Waste*--The term Hazardous Waste shall have the meaning provided in Section 1004 of the Solid Waste Disposal Act (42 USC Section 6903) as amended from time to time.

24. *Laws and Regulations; Laws or Regulations*--Any and all applicable laws, rules, regulations, ordinances, codes, and orders of any and all governmental bodies, agencies, authorities, and courts having jurisdiction.

25. *Liens*--Charges, security interests, or encumbrances upon Project funds, real property, or personal property.

26. *Milestone*--A principal event specified in the Contract Documents relating to an intermediate completion date or time prior to Substantial Completion of all the Work.

27. *Notice of Award*--The written notice by Owner to the Successful Bidder stating that upon timely compliance by the Successful Bidder with the conditions precedent listed therein, Owner will sign and deliver the Agreement.

28. *Notice to Proceed*--A written notice given by Owner to Contractor fixing the date on which the Contract Times will commence to run and on which Contractor shall start to perform the Work under the Contract Documents.

29. *Owner*--The individual or entity with whom Contractor has entered into the Agreement and for whom the Work is to be performed.

30. *PCBs*--Polychlorinated biphenyls.

31. *Petroleum*--Petroleum, including crude oil or any fraction thereof which is liquid at standard conditions of temperature and pressure (60 degrees Fahrenheit and 14.7 pounds per square inch absolute), such as oil, petroleum, fuel oil, oil sludge, oil refuse, gasoline, kerosene, and oil mixed with other non-Hazardous Waste and crude oils.

32. *Progress Schedule*--A schedule, prepared and maintained by Contractor, describing the sequence and duration of the activities comprising the Contractor's plan to accomplish the Work within the Contract Times.

33. *Project*--The total construction of which the Work to be performed under the Contract Documents may be the whole, or a part.

34. *Project Manual*--The bound documentary information prepared for bidding and constructing the Work. A listing of the contents of the Project Manual, which may be bound in one or more volumes, is contained in the table(s) of contents.

35. *Radioactive Material*--Source, special nuclear, or byproduct material as defined by the Atomic Energy Act of 1954 (42 USC Section 2011 et seq.) as amended from time to time.

36. *Related Entity* -- An officer, director, partner, employee, agent, consultant, or subcontractor.

37. *Resident Project Representative*--The authorized representative of Engineer who may be assigned to the Site or any part thereof.

38. *Samples*--Physical examples of materials, equipment, or workmanship that are representative of some portion of the Work and which establish the standards by which such portion of the Work will be judged.

39. *Schedule of Submittals*--A schedule, prepared and maintained by Contractor, of required submittals and the time requirements to support scheduled performance of related construction activities.

40. *Schedule of Values*--A schedule, prepared and maintained by Contractor, allocating portions of the Contract Price to various portions of the Work and used as the basis for reviewing Contractor's Applications for Payment.

41. *Shop Drawings*--All drawings, diagrams, illustrations, schedules, and other data or information which are specifically prepared or assembled by or for Contractor and submitted by Contractor to illustrate some portion of the Work.

42. *Site*--Lands or areas indicated in the Contract Documents as being furnished by Owner upon which the Work is to be performed, including rights-of-way and easements for access thereto, and such other lands furnished by Owner which are designated for the use of Contractor.

43. *Specifications*--That part of the Contract Documents consisting of written requirements for materials, equipment, systems, standards and workmanship as applied to the Work, and certain

Copyright © 2002 National Society of Professional Engineers for EJCDC. All rights reserved.

administrative requirements and procedural matters applicable thereto.

44. *Subcontractor*--An individual or entity having a direct contract with Contractor or with any other Subcontractor for the performance of a part of the Work at the Site.

45. *Substantial Completion*--The time at which the Work (or a specified part thereof) has progressed to the point where, in the opinion of Engineer, the Work (or a specified part thereof) is sufficiently complete, in accordance with the Contract Documents, so that the Work (or a specified part thereof) can be utilized for the purposes for which it is intended. The terms "substantially complete" and "substantially completed" as applied to all or part of the Work refer to Substantial Completion thereof.

46. *Successful Bidder*--The Bidder submitting a responsive Bid to whom Owner makes an award.

47. *Supplementary Conditions*--That part of the Contract Documents which amends or supplements these General Conditions.

48. *Supplier*--A manufacturer, fabricator, supplier, distributor, materialman, or vendor having a direct contract with Contractor or with any Subcontractor to furnish materials or equipment to be incorporated in the Work by Contractor or any Subcontractor.

49. *Underground Facilities*--All underground pipelines, conduits, ducts, cables, wires, manholes, vaults, tanks, tunnels, or other such facilities or attachments, and any encasements containing such facilities, including those that convey electricity, gases, steam, liquid petroleum products, telephone or other communications, cable television, water, wastewater, storm water, other liquids or chemicals, or traffic or other control systems.

50. *Unit Price Work*--Work to be paid for on the basis of unit prices.

51. *Work*--The entire construction or the various separately identifiable parts thereof required to be provided under the Contract Documents. Work includes and is the result of performing or providing all labor, services, and documentation necessary to produce such construction, and furnishing, installing, and incorporating all materials and equipment into such construction, all as required by the Contract Documents.

52. *Work Change Directive*--A written statement to Contractor issued on or after the Effective Date of the Agreement and signed by Owner and recommended by Engineer ordering an addition, deletion, or revision in the Work, or responding to differing or unforeseen subsurface or physical conditions under which the Work is to be performed or to emergencies. A Work Change Directive will not change the Contract Price or the Contract Times but is evidence that the parties expect that the change ordered or documented by a Work Change Directive will be incorporated in a subsequently issued Change Order following negotiations by the parties as to its effect, if any, on the Contract Price or Contract Times.

1.02 *Terminology*

A. The following words or terms are not defined but, when used in the Bidding Requirements or Contract Documents, have the following meaning.

B. *Intent of Certain Terms or Adjectives*

1. The Contract Documents include the terms "as allowed," "as approved," "as ordered", "as directed" or terms of like effect or import to authorize an exercise of professional judgment by Engineer. In addition, the adjectives "reasonable," "suitable," "acceptable," "proper," "satisfactory," or adjectives of like effect or import are used to describe an action or determination of Engineer as to the Work. It is intended that such exercise of professional judgment, action or determination will be solely to evaluate, in general, the Work for compliance with the requirements of and information in the Contract Documents and conformance with the design concept of the completed Project as a functioning whole as shown or indicated in the Contract Documents (unless there is a specific statement indicating otherwise). The use of any such term or adjective is not intended to and shall not be effective to assign to Engineer any duty or authority to supervise or direct the performance of the Work or any duty or authority to undertake responsibility contrary to the provisions of Paragraph 9.09 or any other provision of the Contract Documents.

C. *Day*

1. The word "day" means a calendar day of 24 hours measured from midnight to the next midnight.

D. *Defective*

1. The word "defective," when modifying the word "Work," refers to Work that is unsatisfactory, faulty, or deficient in that it:

a. does not conform to the Contract Documents, or

b. does not meet the requirements of any applicable inspection, reference standard, test, or approval referred to in the Contract Documents, or

c. has been damaged prior to Engineer's - recommendation of final payment (unless responsibility for the protection thereof has been assumed by Owner at Substantial Completion in accordance with Paragraph 14.04 or 14.05).

Copyright © 2002 National Society of Professional Engineers for EJCDC. All rights reserved.

E. *Furnish, Install, Perform, Provide*

1. The word "furnish," when used in connection with services, materials, or equipment, shall mean to supply and deliver said services, materials, or equipment to the Site (or some other specified location) ready for use or installation and in usable or operable condition.

2. The word "install," when used in connection with services, materials, or equipment, shall mean to put into use or place in final position said services, materials, or equipment complete and ready for intended use.

3. The words "perform" or "provide," when used in connection with services, materials, or equipment, shall mean to furnish and install said services, materials, or equipment complete and ready for intended use.

4. When "furnish," "install," "perform," or "provide" is not used in connection with services, materials, or equipment in a context clearly requiring an obligation of Contractor, "provide" is implied.

F. Unless stated otherwise in the Contract Documents, words or phrases which have a well-known technical or construction industry or trade meaning are used in the Contract Documents in accordance with such recognized meaning.

ARTICLE 2 - PRELIMINARY MATTERS

2.01 *Delivery of Bonds and Evidence of Insurance*

A. When Contractor delivers the executed counterparts of the Agreement to Owner, Contractor shall also deliver to Owner such bonds as Contractor may be required to furnish.

B. *Evidence of Insurance:* Before any Work at the Site is started, Contractor and Owner shall each deliver to the other, with copies to each additional insured identified in the Supplementary Conditions, certificates of insurance (and other evidence of insurance which either of them or any additional insured may reasonably request) which Contractor and Owner respectively are required to purchase and maintain in accordance with Article 5.

2.02 *Copies of Documents*

A. Owner shall furnish to Contractor up to ten printed or hard copies of the Drawings and Project Manual. Additional copies will be furnished upon request at the cost of reproduction.

2.03 *Commencement of Contract Times; Notice to Proceed*

A. The Contract Times will commence to run on the thirtieth day after the Effective Date of the Agreement or, if a Notice to Proceed is given, on the day indicated in the Notice to Proceed. A Notice to Proceed may be given at any time within 30 days after the Effective Date of the Agreement. In no event will the Contract Times commence to run later than the sixtieth day after the day of Bid opening or the thirtieth day after the Effective Date of the Agreement, whichever date is earlier.

2.04 *Starting the Work*

A. Contractor shall start to perform the Work on the date when the Contract Times commence to run. No Work shall be done at the Site prior to the date on which the Contract Times commence to run.

2.05 *Before Starting Construction*

A. *Preliminary Schedules:* Within 10 days after the Effective Date of the Agreement (unless otherwise specified in the General Requirements), Contractor shall submit to Engineer for timely review**:**

1. a preliminary Progress Schedule; indicating the times (numbers of days or dates) for starting and completing the various stages of the Work, including any Milestones specified in the Contract Documents;

2. a preliminary Schedule of Submittals; and

3. a preliminary Schedule of Values for all of the Work which includes quantities and prices of items which when added together equal the Contract Price and subdivides the Work into component parts in sufficient detail to serve as the basis for progress payments during performance of the Work. Such prices will include an appropriate amount of overhead and profit applicable to each item of Work.

2.06 *Preconstruction Conference*

A. Before any Work at the Site is started, a conference attended by Owner, Contractor, Engineer, and others as appropriate will be held to establish a working understanding among the parties as to the Work and to discuss the schedules referred to in Paragraph 2.05.A, procedures for handling Shop Drawings and other submittals, processing Applications for Payment, and maintaining required records.

2.07 *Initial Acceptance of Schedules*

A. At least 10 days before submission of the first Application for Payment a conference attended by Contractor, Engineer, and others as appropriate will be held to review for acceptability to Engineer as provided below the schedules submitted in accordance with Paragraph 2.05.A. Contractor shall have an additional 10 days to make corrections and adjustments and to complete and resubmit the schedules. No progress payment shall be made to Contractor until acceptable schedules are submitted to Engineer.

Copyright © 2002 National Society of Professional Engineers for EJCDC. All rights reserved.

1. The Progress Schedule will be acceptable to Engineer if it provides an orderly progression of the Work to completion within the Contract Times. Such acceptance will not impose on Engineer responsibility for the Progress Schedule, for sequencing, scheduling, or progress of the Work nor interfere with or relieve Contractor from Contractor's full responsibility therefor.

2. Contractor's Schedule of Submittals will be acceptable to Engineer if it provides a workable arrangement for reviewing and processing the required submittals.

3. Contractor's Schedule of Values will be acceptable to Engineer as to form and substance if it provides a reasonable allocation of the Contract Price to component parts of the Work.

ARTICLE 3 - CONTRACT DOCUMENTS: INTENT, AMENDING, REUSE

3.01 *Intent*

A. The Contract Documents are complementary; what is required by one is as binding as if required by all.

B. It is the intent of the Contract Documents to describe a functionally complete Project (or part thereof) to be constructed in accordance with the Contract Documents. Any labor, documentation, services, materials, or equipment that may reasonably be inferred from the Contract Documents or from prevailing custom or trade usage as being required to produce the intended result will be provided whether or not specifically called for at no additional cost to Owner.

C. Clarifications and interpretations of the Contract Documents shall be issued by Engineer as provided in Article 9.

3.02 *Reference Standards*

A. Standards, Specifications, Codes, Laws, and Regulations

1. Reference to standards, specifications, manuals, or codes of any technical society, organization, or association, or to Laws or Regulations, whether such reference be specific or by implication, shall mean the standard, specification, manual, code, or Laws or Regulations in effect at the time of opening of Bids (or on the Effective Date of the Agreement if there were no Bids), except as may be otherwise specifically stated in the Contract Documents.

2. No provision of any such standard, specification, manual or code, or any instruction of a Supplier shall be effective to change the duties or responsibilities of Owner, Contractor, or Engineer, or any of their subcontractors, consultants, agents, or employees from those set forth in the Contract Documents. No such provision or instruction shall be effective to assign to Owner, or Engineer, or any of, their Related Entities, any duty or authority to supervise or direct the performance of the Work or any duty or authority to undertake responsibility inconsistent with the provisions of the Contract Documents.

3.03 *Reporting and Resolving Discrepancies*

A. Reporting Discrepancies

1. *Contractor's Review of Contract Documents Before Starting Work*: Before undertaking each part of the Work, Contractor shall carefully study and compare the Contract Documents and check and verify pertinent figures therein and all applicable field measurements. Contractor shall promptly report in writing to Engineer any conflict, error, ambiguity, or discrepancy which Contractor may discover and shall obtain a written interpretation or clarification from Engineer before proceeding with any Work affected thereby.

2. *Contractor's Review of Contract Documents During Performance of Work*: If, during the performance of the Work, Contractor discovers any conflict, error, ambiguity, or discrepancy within the Contract Documents or between the Contract Documents and any provision of any Law or Regulation applicable to the performance of the Work or of any standard, specification, manual or code, or of any instruction of any Supplier, Contractor shall promptly report it to Engineer in writing. Contractor shall not proceed with the Work affected thereby (except in an emergency as required by Paragraph 6.16.A) until an amendment or supplement to the Contract Documents has been issued by one of the methods indicated in Paragraph 3.04.

3. Contractor shall not be liable to Owner or Engineer for failure to report any conflict, error, ambiguity, or discrepancy in the Contract Documents unless Contractor knew or reasonably should have known thereof.

B. Resolving Discrepancies

1. Except as may be otherwise specifically stated in the Contract Documents, the provisions of the Contract Documents shall take precedence in resolving any conflict, error, ambiguity, or discrepancy between the provisions of the Contract Documents and:

a. the provisions of any standard, specification, manual, code, or instruction (whether or not specifically incorporated by reference in the Contract Documents); or

b. the provisions of any Laws or Regulations applicable to the performance of the Work

Copyright © 2002 National Society of Professional Engineers for EJCDC. All rights reserved.

(unless such an interpretation of the provisions of the Contract Documents would result in violation of such Law or Regulation).

3.04 *Amending and Supplementing Contract Documents*

A. The Contract Documents may be amended to provide for additions, deletions, and revisions in the Work or to modify the terms and conditions thereof by either a Change Order or a Work Change Directive.

B. The requirements of the Contract Documents may be supplemented, and minor variations and deviations in the Work may be authorized, by one or more of the following ways:

1. A Field Order;

2. Engineer's approval of a Shop Drawing or Sample; (Subject to the provisions of Paragraph 6.17.D.3); or

3. Engineer's written interpretation or clarification.

3.05 *Reuse of Documents*

A. Contractor and any Subcontractor or Supplier or other individual or entity performing or furnishing all of the Work under a direct or indirect contract with Contractor, shall not:

1. have or acquire any title to or ownership rights in any of the Drawings, Specifications, or other documents (or copies of any thereof) prepared by or bearing the seal of Engineer or Engineer's consultants, including electronic media editions; or

2. reuse any of such Drawings, Specifications, other documents, or copies thereof on extensions of the Project or any other project without written consent of Owner and Engineer and specific written verification or adaption by Engineer.

B. The prohibition of this Paragraph 3.05 will survive final payment, or termination of the Contract. Nothing herein shall preclude Contractor from retaining copies of the Contract Documents for record purposes.

3.06 *Electronic Data*

A. Copies of data furnished by Owner or Engineer to Contractor or Contractor to Owner or Engineer that may be relied upon are limited to the printed copies (also known as hard copies). Files in electronic media format of text, data, graphics, or other types are furnished only for the convenience of the receiving party. Any conclusion or information obtained or derived from such electronic files will be at the user's sole risk. If there is a discrepancy between the electronic files and the hard copies, the hard copies govern.

B. Because data stored in electronic media format can deteriorate or be modified inadvertently or otherwise without authorization of the data's creator, the party receiving electronic files agrees that it will perform acceptance tests or procedures within 60 days, after which the receiving party shall be deemed to have accepted the data thus transferred. Any errors detected within the 60-day acceptance period will be corrected by the transferring party..

C. When transferring documents in electronic media format, the transferring party makes no representations as to long term compatibility, usability, or readability of documents resulting from the use of software application packages, operating systems, or computer hardware differing from those used by the data's creator.

ARTICLE 4 - AVAILABILITY OF LANDS; SUBSURFACE AND PHYSICAL CONDITIONS; HAZARDOUS ENVIRONMENTAL CONDITIONS; REFERENCE POINTS

4.01 *Availability of Lands*

A. Owner shall furnish the Site. Owner shall notify Contractor of any encumbrances or restrictions not of general application but specifically related to use of the Site with which Contractor must comply in performing the Work. Owner will obtain in a timely manner and pay for easements for permanent structures or permanent changes in existing facilities. If Contractor and Owner are unable to agree on entitlement to or on the amount or extent, if any, of any adjustment in the Contract Price or Contract Times, or both, as a result of any delay in Owner's furnishing the Site or a part thereof, Contractor may make a Claim therefor as provided in Paragraph 10.05.

B. Upon reasonable written request, Owner shall furnish Contractor with a current statement of record legal title and legal description of the lands upon which the Work is to be performed and Owner's interest therein as necessary for giving notice of or filing a mechanic's or construction lien against such lands in accordance with applicable Laws and Regulations.

C. Contractor shall provide for all additional lands and access thereto that may be required for temporary construction facilities or storage of materials and equipment.

Copyright © 2002 National Society of Professional Engineers for EJCDC. All rights reserved.

4.02 *Subsurface and Physical Conditions*

A. *Reports and Drawings:* The Supplementary Conditions identify:

1. those reports of explorations and tests of subsurface conditions at or contiguous to the Site that Engineer has used in preparing the Contract Documents; and

2. those drawings of physical conditions in or relating to existing surface or subsurface structures at or contiguous to the Site (except Underground Facilities) that Engineer has used in preparing the Contract Documents.

B. *Limited Reliance by Contractor on Technical Data Authorized:* Contractor may rely upon the general accuracy of the "technical data" contained in such reports and drawings, but such reports and drawings are not Contract Documents. Such "technical data" is identified in the Supplementary Conditions. Except for such reliance on such "technical data," Contractor may not rely upon or make any claim against Owner or Engineer, or any of their Related Entities with respect to:

1. the completeness of such reports and drawings for Contractor's purposes, including, but not limited to, any aspects of the means, methods, techniques, sequences, and procedures of construction to be employed by Contractor, and safety precautions and programs incident thereto; or

2. other data, interpretations, opinions, and information contained in such reports or shown or indicated in such drawings; or

3. any Contractor interpretation of or conclusion drawn from any "technical data" or any such other data, interpretations, opinions, or information.

4.03 *Differing Subsurface or Physical Conditions*

A. *Notice:* If Contractor believes that any subsurface or physical condition at or contiguous to the Site that is uncovered or revealed either:

1. is of such a nature as to establish that any "technical data" on which Contractor is entitled to rely as provided in Paragraph 4.02 is materially inaccurate; or

2. is of such a nature as to require a change in the Contract Documents; or

3. differs materially from that shown or indicated in the Contract Documents; or

4. is of an unusual nature, and differs materially from conditions ordinarily encountered and generally recognized as inherent in work of the character provided for in the Contract Documents;

then Contractor shall, promptly after becoming aware thereof and before further disturbing the subsurface or physical conditions or performing any Work in connection therewith (except in an emergency as required by Paragraph 6.16.A), notify Owner and Engineer in writing about such condition. Contractor shall not further disturb such condition or perform any Work in connection therewith (except as aforesaid) until receipt of written order to do so.

B. *Engineer's Review*: After receipt of written notice as required by Paragraph 4.03.A, Engineer will promptly review the pertinent condition, determine the necessity of Owner's obtaining additional exploration or tests with respect thereto, and advise Owner in writing (with a copy to Contractor) of Engineer's findings and conclusions.

C. Possible Price and Times Adjustments

1. The Contract Price or the Contract Times, or both, will be equitably adjusted to the extent that the existence of such differing subsurface or physical condition causes an increase or decrease in Contractor's cost of, or time required for, performance of the Work; subject, however, to the following:

a. such condition must meet any one or more of the categories described in Paragraph 4.03.A; and

b. with respect to Work that is paid for on a Unit Price Basis, any adjustment in Contract Price will be subject to the provisions of Paragraphs 9.07 and 11.03.

2. Contractor shall not be entitled to any adjustment in the Contract Price or Contract Times if:

a. Contractor knew of the existence of such conditions at the time Contractor made a final commitment to Owner with respect to Contract Price and Contract Times by the submission of a Bid or becoming bound under a negotiated contract; or

b. the existence of such condition could reasonably have been discovered or revealed as a result of any examination, investigation, exploration, test, or study of the Site and contiguous areas required by the Bidding Requirements or Contract Documents to be conducted by or for Contractor prior to Contractor's making such final commitment; or

Copyright © 2002 National Society of Professional Engineers for EJCDC. All rights reserved.

c. Contractor failed to give the written notice as required by Paragraph 4.03.A.

3. If Owner and Contractor are unable to agree on entitlement to or on the amount or extent, if any, of any adjustment in the Contract Price or Contract Times, or both, a Claim may be made therefor as provided in Paragraph 10.05. However, Owner and Engineer, and any of their Related Entities shall not be liable to Contractor for any claims, costs, losses, or damages (including but not limited to all fees and charges of engineers, architects, attorneys, and other professionals and all court or arbitration or other dispute resolution costs) sustained by Contractor on or in connection with any other project or anticipated project.

4.04 *Underground Facilities*

A. *Shown or Indicated:* The information and data shown or indicated in the Contract Documents with respect to existing Underground Facilities at or contiguous to the Site is based on information and data furnished to Owner or Engineer by the owners of such Underground Facilities, including Owner, or by others. Unless it is otherwise expressly provided in the Supplementary Conditions:

1. Owner and Engineer shall not be responsible for the accuracy or completeness of any such information or data; and

2. the cost of all of the following will be included in the Contract Price, and Contractor shall have full responsibility for:

a. reviewing and checking all such information and data,

b. locating all Underground Facilities shown or indicated in the Contract Documents,

c. coordination of the Work with the owners of such Underground Facilities, including Owner, during construction, and

d. the safety and protection of all such Underground Facilities and repairing any damage thereto resulting from the Work.

B. *Not Shown or Indicated*

1. If an Underground Facility is uncovered or revealed at or contiguous to the Site which was not shown or indicated, or not shown or indicated with reasonable accuracy in the Contract Documents, Contractor shall, promptly after becoming aware thereof and before further disturbing conditions affected thereby or performing any Work in connection therewith (except in an emergency as required by Paragraph 6.16.A), identify the owner of such Underground Facility and give written notice to that owner and to Owner and Engineer. Engineer will promptly review the Underground Facility and determine the extent, if any, to which a change is required in the Contract Documents to reflect and document the consequences of the existence or location of the Underground Facility. During such time, Contractor shall be responsible for the safety and protection of such Underground Facility.

2. If Engineer concludes that a change in the Contract Documents is required, a Work Change Directive or a Change Order will be issued to reflect and document such consequences. An equitable adjustment shall be made in the Contract Price or Contract Times, or both, to the extent that they are attributable to the existence or location of any Underground Facility that was not shown or indicated or not shown or indicated with reasonable accuracy in the Contract Documents and that Contractor did not know of and could not reasonably have been expected to be aware of or to have anticipated. If Owner and Contractor are unable to agree on entitlement to or on the amount or extent, if any, of any such adjustment in Contract Price or Contract Times, Owner or Contractor may make a Claim therefor as provided in Paragraph 10.05.

4.05 *Reference Points*

A. Owner shall provide engineering surveys to establish reference points for construction which in Engineer's judgment are necessary to enable Contractor to proceed with the Work. Contractor shall be responsible for laying out the Work, shall protect and preserve the established reference points and property monuments, and shall make no changes or relocations without the prior written approval of Owner. Contractor shall report to Engineer whenever any reference point or property monument is lost or destroyed or requires relocation because of necessary changes in grades or locations, and shall be responsible for the accurate replacement or relocation of such reference points or property monuments by professionally qualified personnel.

4.06 *Hazardous Environmental Condition at Site*

A. *Reports and Drawings:* Reference is made to the Supplementary Conditions for the identification of those reports and drawings relating to a Hazardous Environmental Condition identified at the Site, if any, that have been utilized by the Engineer in the preparation of the Contract Documents.

B. *Limited Reliance by Contractor on Technical Data Authorized:* Contractor may rely upon the general accuracy of the "technical data" contained in such reports and drawings, but such reports and drawings are not Contract Documents. Such "technical data" is identified in the Supplementary Conditions. Except for such reliance on such "technical data," Contractor may not rely upon or make any claim against Owner or Engineer, or any of their Related Entities with respect to:

Copyright © 2002 National Society of Professional Engineers for EJCDC. All rights reserved.

1. the completeness of such reports and drawings for Contractor's purposes, including, but not limited to, any aspects of the means, methods, techniques, sequences and procedures of construction to be employed by Contractor and safety precautions and programs incident thereto; or

2. other data, interpretations, opinions and information contained in such reports or shown or indicated in such drawings; or

3. any Contractor interpretation of or conclusion drawn from any "technical data" or any such other data, interpretations, opinions or information.

C. Contractor shall not be responsible for any Hazardous Environmental Condition uncovered or revealed at the Site which was not shown or indicated in Drawings or Specifications or identified in the Contract Documents to be within the scope of the Work. Contractor shall be responsible for a Hazardous Environmental Condition created with any materials brought to the Site by Contractor, Subcontractors, Suppliers, or anyone else for whom Contractor is responsible.

D. If Contractor encounters a Hazardous Environmental Condition or if Contractor or anyone for whom Contractor is responsible creates a Hazardous Environmental Condition, Contractor shall immediately: (i) secure or otherwise isolate such condition; (ii) stop all Work in connection with such condition and in any area affected thereby (except in an emergency as required by Paragraph 6.16.A); and (iii) notify Owner and Engineer (and promptly thereafter confirm such notice in writing). Owner shall promptly consult with Engineer concerning the necessity for Owner to retain a qualified expert to evaluate such condition or take corrective action, if any.

E. Contractor shall not be required to resume Work in connection with such condition or in any affected area until after Owner has obtained any required permits related thereto and delivered to Contractor written notice: (i) specifying that such condition and any affected area is or has been rendered safe for the resumption of Work; or (ii) specifying any special conditions under which such Work may be resumed safely. If Owner and Contractor cannot agree as to entitlement to or on the amount or extent, if any, of any adjustment in Contract Price or Contract Times, or both, as a result of such Work stoppage or such special conditions under which Work is agreed to be resumed by Contractor, either party may make a Claim therefor as provided in Paragraph 10.05.

F. If after receipt of such written notice Contractor does not agree to resume such Work based on a reasonable belief it is unsafe, or does not agree to resume such Work under such special conditions, then Owner may order the portion of the Work that is in the area affected by such condition to be deleted from the Work. If Owner and Contractor cannot agree as to entitlement to or on the amount or extent, if any, of an adjustment in Contract Price or Contract Times as a result of deleting such portion of the Work, then either party may make a Claim therefor as provided in Paragraph 10.05. Owner may have such deleted portion of the Work performed by Owner's own forces or others in accordance with Article 7.

G. To the fullest extent permitted by Laws and Regulations, Owner shall indemnify and hold harmless Contractor, Subcontractors, and Engineer, and the officers, directors, partners, employees, agents, consultants, and subcontractors of each and any of them from and against all claims, costs, losses, and damages (including but not limited to all fees and charges of engineers, architects, attorneys, and other professionals and all court or arbitration or other dispute resolution costs) arising out of or relating to a Hazardous Environmental Condition, provided that such Hazardous Environmental Condition: (i) was not shown or indicated in the Drawings or Specifications or identified in the Contract Documents to be included within the scope of the Work, and (ii) was not created by Contractor or by anyone for whom Contractor is responsible. Nothing in this Paragraph 4.06. G shall obligate Owner to indemnify any individual or entity from and against the consequences of that individual's or entity's own negligence.

H. To the fullest extent permitted by Laws and Regulations, Contractor shall indemnify and hold harmless Owner and Engineer, and the officers, directors, partners, employees, agents, consultants, and subcontractors of each and any of them from and against all claims, costs, losses, and damages (including but not limited to all fees and charges of engineers, architects, attorneys, and other professionals and all court or arbitration or other dispute resolution costs) arising out of or relating to a Hazardous Environmental Condition created by Contractor or by anyone for whom Contractor is responsible. Nothing in this Paragraph 4.06.H shall obligate Contractor to indemnify any individual or entity from and against the consequences of that individual's or entity's own negligence.

I. The provisions of Paragraphs 4.02, 4.03, and 4.04 do not apply to a Hazardous Environmental Condition uncovered or revealed at the Site.

ARTICLE 5 - BONDS AND INSURANCE

5.01 *Performance, Payment, and Other Bonds*

A. Contractor shall furnish performance and payment bonds, each in an amount at least equal to the Contract Price as security for the faithful performance and payment of all of Contractor's obligations under the Contract Documents. These bonds shall remain in effect until one year after the date when final payment becomes due or until completion of the correction period specified

Copyright © 2002 National Society of Professional Engineers for EJCDC. All rights reserved.

in Paragraph 13.07, whichever is later, except as provided otherwise by Laws or Regulations or by the Contract Documents. Contractor shall also furnish such other bonds as are required by the Contract Documents.

B. All bonds shall be in the form prescribed by the Contract Documents except as provided otherwise by Laws or Regulations, and shall be executed by such sureties as are named in the current list of "Companies Holding Certificates of Authority as Acceptable Sureties on Federal Bonds and as Acceptable Reinsuring Companies" as published in Circular 570 (amended) by the Financial Management Service, Surety Bond Branch, U.S. Department of the Treasury. All bonds signed by an agent must be accompanied by a certified copy of the agent's authority to act.

C. If the surety on any bond furnished by Contractor is declared bankrupt or becomes insolvent or its right to do business is terminated in any state where any part of the Project is located or it ceases to meet the requirements of Paragraph 5.01.B, Contractor shall promptly notify Owner and Engineer and shall, within 20 days after the event giving rise to such notification, provide another bond and surety, both of which shall comply with the requirements of Paragraphs 5.01.B and 5.02.

5.02 *Licensed Sureties and Insurers*

A. All bonds and insurance required by the Contract Documents to be purchased and maintained by Owner or Contractor shall be obtained from surety or insurance companies that are duly licensed or authorized in the jurisdiction in which the Project is located to issue bonds or insurance policies for the limits and coverages so required. Such surety and insurance companies shall also meet such additional requirements and qualifications as may be provided in the Supplementary Conditions.

5.03 *Certificates of Insurance*

A. Contractor shall deliver to Owner, with copies to each additional insured identified in the Supplementary Conditions, certificates of insurance (and other evidence of insurance requested by Owner or any other additional insured) which Contractor is required to purchase and maintain.

B. Owner shall deliver to Contractor, with copies to each additional insured identified in the Supplementary Conditions, certificates of insurance (and other evidence of insurance requested by Contractor or any other additional insured) which Owner is required to purchase and maintain.

5.04 *Contractor's Liability Insurance*

A. Contractor shall purchase and maintain such liability and other insurance as is appropriate for the Work being performed and as will provide protection from claims set forth below which may arise out of or result from Contractor's performance of the Work and Contractor's other obligations under the Contract Documents, whether it is to be performed by Contractor, any Subcontractor or Supplier, or by anyone directly or indirectly employed by any of them to perform any of the Work, or by anyone for whose acts any of them may be liable:

1. claims under workers' compensation, disability benefits, and other similar employee benefit acts;

2. claims for damages because of bodily injury, occupational sickness or disease, or death of Contractor's employees;

3. claims for damages because of bodily injury, sickness or disease, or death of any person other than Contractor's employees;

4. claims for damages insured by reasonably available personal injury liability coverage which are sustained:

a. by any person as a result of an offense directly or indirectly related to the employment of such person by Contractor, or

b. by any other person for any other reason;

5. claims for damages, other than to the Work itself, because of injury to or destruction of tangible property wherever located, including loss of use resulting therefrom; and

6. claims for damages because of bodily injury or death of any person or property damage arising out of the ownership, maintenance or use of any motor vehicle.

B. The policies of insurance required by this Paragraph 5.04 shall:

1. with respect to insurance required by Paragraphs 5.04.A.3 through 5.04.A.6 inclusive, include as additional insured (subject to any customary exclusion regarding professional liability) Owner and Engineer, and any other individuals or entities identified in the Supplementary Conditions, all of whom shall be listed as additional insureds, and include coverage for the respective officers, directors, partners, employees, agents, consultants and subcontractors of each and any of all such additional insureds, and the insurance afforded to these additional insureds shall provide primary coverage for all claims covered thereby;

2. include at least the specific coverages and be written for not less than the limits of liability provided in the Supplementary Conditions or required by Laws or Regulations, whichever is greater;

Copyright © 2002 National Society of Professional Engineers for EJCDC. All rights reserved.

3. include completed operations insurance;

4. include contractual liability insurance covering Contractor's indemnity obligations under Paragraphs 6.11 and 6.20;

5. contain a provision or endorsement that the coverage afforded will not be canceled, materially changed or renewal refused until at least 30 days prior written notice has been given to Owner and Contractor and to each other additional insured identified in the Supplementary Conditions to whom a certificate of insurance has been issued (and the certificates of insurance furnished by the Contractor pursuant to Paragraph 5.03 will so provide);

6. remain in effect at least until final payment and at all times thereafter when Contractor may be correcting, removing, or replacing defective Work in accordance with Paragraph 13.07; and

7. with respect to completed operations insurance, and any insurance coverage written on a claims-made basis, remain in effect for at least two years after final payment.

a. Contractor shall furnish Owner and each other additional insured identified in the Supplementary Conditions, to whom a certificate of insurance has been issued, evidence satisfactory to Owner and any such additional insured of continuation of such insurance at final payment and one year thereafter.

5.05 *Owner's Liability Insurance*

A. In addition to the insurance required to be provided by Contractor under Paragraph 5.04, Owner, at Owner's option, may purchase and maintain at Owner's expense Owner's own liability insurance as will protect Owner against claims which may arise from operations under the Contract Documents.

5.06 *Property Insurance*

A. Unless otherwise provided in the Supplementary Conditions, Owner shall purchase and maintain property insurance upon the Work at the Site in the amount of the full replacement cost thereof (subject to such deductible amounts as may be provided in the Supplementary Conditions or required by Laws and Regulations). This insurance shall:

1. include the interests of Owner, Contractor, Subcontractors, and Engineer, and any other individuals or entities identified in the Supplementary Conditions, and the officers, directors, partners, employees, agents, consultants and subcontractors of each and any of them, each of whom is deemed to have an insurable interest and shall be listed as an insured or additional insured;

2. be written on a Builder's Risk "all-risk" or open peril or special causes of loss policy form that shall at least include insurance for physical loss or damage to the Work, temporary buildings, false work, and materials and equipment in transit, and shall insure against at least the following perils or causes of loss: fire, lightning, extended coverage, theft, vandalism and malicious mischief, earthquake, collapse, debris removal, demolition occasioned by enforcement of Laws and Regulations, water damage, (other than caused by flood) and such other perils or causes of loss as may be specifically required by the Supplementary Conditions;

3. include expenses incurred in the repair or replacement of any insured property (including but not limited to fees and charges of engineers and architects);

4. cover materials and equipment stored at the Site or at another location that was agreed to in writing by Owner prior to being incorporated in the Work, provided that such materials and equipment have been included in an Application for Payment recommended by Engineer;

5. allow for partial utilization of the Work by Owner;

6. include testing and startup; and

7. be maintained in effect until final payment is made unless otherwise agreed to in writing by Owner, Contractor, and Engineer with 30 days written notice to each other additional insured to whom a certificate of insurance has been issued.

B. Owner shall purchase and maintain such boiler and machinery insurance or additional property insurance as may be required by the Supplementary Conditions or Laws and Regulations which will include the interests of Owner, Contractor, Subcontractors, and Engineer, and any other individuals or entities identified in the Supplementary Conditions, and the officers, directors, partners, employees, agents, consultants and subcontractors of each and any of them, each of whom is deemed to have an insurable interest and shall be listed as an insured or additional insured.

C. All the policies of insurance (and the certificates or other evidence thereof) required to be purchased and maintained in accordance with Paragraph 5.06 will contain a provision or endorsement that the coverage afforded will not be canceled or materially changed or renewal refused until at least 30 days prior written notice has been given to Owner and Contractor and to each other additional insured to whom a certificate of insurance has been issued and will contain waiver provisions in accordance with Paragraph 5.07.

D. Owner shall not be responsible for purchasing and maintaining any property insurance specified in this Paragraph 5.06 to protect the interests of Contractor, Subcontractors, or others in the Work to the extent of any

Copyright © 2002 National Society of Professional Engineers for EJCDC. All rights reserved.

deductible amounts that are identified in the Supplementary Conditions. The risk of loss within such identified deductible amount will be borne by Contractor, Subcontractors, or others suffering any such loss, and if any of them wishes property insurance coverage within the limits of such amounts, each may purchase and maintain it at the purchaser's own expense.

E. If Contractor requests in writing that other special insurance be included in the property insurance policies provided under Paragraph 5.06, Owner shall, if possible, include such insurance, and the cost thereof will be charged to Contractor by appropriate Change Order. Prior to commencement of the Work at the Site, Owner shall in writing advise Contractor whether or not such other insurance has been procured by Owner.

5.07 *Waiver of Rights*

A. Owner and Contractor intend that all policies purchased in accordance with Paragraph 5.06 will protect Owner, Contractor, Subcontractors, and Engineer, and all other individuals or entities identified in the Supplementary Conditions to be listed as insureds or additional insureds (and the officers, directors, partners, employees, agents, consultants and subcontractors of each and any of them) in such policies and will provide primary coverage for all losses and damages caused by the perils or causes of loss covered thereby. All such policies shall contain provisions to the effect that in the event of payment of any loss or damage the insurers will have no rights of recovery against any of the insureds or additional insureds thereunder. Owner and Contractor waive all rights against each other and their respective officers, directors, partners, employees, agents, consultants and subcontractors of each and any of them for all losses and damages caused by, arising out of or resulting from any of the perils or causes of loss covered by such policies and any other property insurance applicable to the Work; and, in addition, waive all such rights against Subcontractors, and Engineer, and all other individuals or entities identified in the Supplementary Conditions to be listed as insured or additional insured (and the officers, directors, partners, employees, agents, consultants and subcontractors of each and any of them) under such policies for losses and damages so caused. None of the above waivers shall extend to the rights that any party making such waiver may have to the proceeds of insurance held by Owner as trustee or otherwise payable under any policy so issued.

B. Owner waives all rights against Contractor, Subcontractors, and Engineer, and the officers, directors, partners, employees, agents, consultants and subcontractors of each and any of them for:

1. loss due to business interruption, loss of use, or other consequential loss extending beyond direct physical loss or damage to Owner's property or the Work caused by, arising out of, or resulting from fire or other perils whether or not insured by Owner; and

2. loss or damage to the completed Project or part thereof caused by, arising out of, or resulting from fire or other insured peril or cause of loss covered by any property insurance maintained on the completed Project or part thereof by Owner during partial utilization pursuant to Paragraph 14.05, after Substantial Completion pursuant to Paragraph 14.04, or after final payment pursuant to Paragraph 14.07.

C. Any insurance policy maintained by Owner covering any loss, damage or consequential loss referred to in Paragraph 5.07.B shall contain provisions to the effect that in the event of payment of any such loss, damage, or consequential loss, the insurers will have no rights of recovery against Contractor, Subcontractors, or Engineer, and the officers, directors, partners, employees, agents, consultants and subcontractors of each and any of them.

5.08 *Receipt and Application of Insurance Proceeds*

A. Any insured loss under the policies of insurance required by Paragraph 5.06 will be adjusted with Owner and made payable to Owner as fiduciary for the insureds, as their interests may appear, subject to the requirements of any applicable mortgage clause and of Paragraph 5.08.B. Owner shall deposit in a separate account any money so received and shall distribute it in accordance with such agreement as the parties in interest may reach. If no other special agreement is reached, the damaged Work shall be repaired or replaced, the moneys so received applied on account thereof, and the Work and the cost thereof covered by an appropriate Change Order .

B. Owner as fiduciary shall have power to adjust and settle any loss with the insurers unless one of the parties in interest shall object in writing within 15 days after the occurrence of loss to Owner's exercise of this power. If such objection be made, Owner as fiduciary shall make settlement with the insurers in accordance with such agreement as the parties in interest may reach. If no such agreement among the parties in interest is reached, Owner as fiduciary shall adjust and settle the loss with the insurers and, if required in writing by any party in interest, Owner as fiduciary shall give bond for the proper performance of such duties.

5.09 *Acceptance of Bonds and Insurance; Option to Replace*

A. If either Owner or Contractor has any objection to the coverage afforded by or other provisions of the bonds or insurance required to be purchased and maintained by the other party in accordance with Article 5 on the basis of non-conformance with the Contract

Copyright © 2002 National Society of Professional Engineers for EJCDC. All rights reserved.

Documents, the objecting party shall so notify the other party in writing within 10 days after receipt of the certificates (or other evidence requested) required by Paragraph 2.01.B. Owner and Contractor shall each provide to the other such additional information in respect of insurance provided as the other may reasonably request. If either party does not purchase or maintain all of the bonds and insurance required of such party by the Contract Documents, such party shall notify the other party in writing of such failure to purchase prior to the start of the Work, or of such failure to maintain prior to any change in the required coverage. Without prejudice to any other right or remedy, the other party may elect to obtain equivalent bonds or insurance to protect such other party's interests at the expense of the party who was required to provide such coverage, and a Change Order shall be issued to adjust the Contract Price accordingly.

5.10 *Partial Utilization, Acknowledgment of Property Insurer*

A. If Owner finds it necessary to occupy or use a portion or portions of the Work prior to Substantial Completion of all the Work as provided in Paragraph 14.05, no such use or occupancy shall commence before the insurers providing the property insurance pursuant to Paragraph 5.06 have acknowledged notice thereof and in writing effected any changes in coverage necessitated thereby. The insurers providing the property insurance shall consent by endorsement on the policy or policies, but the property insurance shall not be canceled or permitted to lapse on account of any such partial use or occupancy.

ARTICLE 6 - CONTRACTOR'S RESPONSIBILITIES

6.01 *Supervision and Superintendence*

A. Contractor shall supervise, inspect, and direct the Work competently and efficiently, devoting such attention thereto and applying such skills and expertise as may be necessary to perform the Work in accordance with the Contract Documents. Contractor shall be solely responsible for the means, methods, techniques, sequences, and procedures of construction. Contractor shall not be responsible for the negligence of Owner or Engineer in the design or specification of a specific means, method, technique, sequence, or procedure of construction which is shown or indicated in and expressly required by the Contract Documents.

B. At all times during the progress of the Work, Contractor shall assign a competent resident superintendent who shall not be replaced without written notice to Owner and Engineer except under extraordinary circumstances. The superintendent will be Contractor's representative at the Site and shall have authority to act on behalf of Contractor. All communications given to or received from the superintendent shall be binding on Contractor.

6.02 *Labor; Working Hours*

A. Contractor shall provide competent, suitably qualified personnel to survey and lay out the Work and perform construction as required by the Contract Documents. Contractor shall at all times maintain good discipline and order at the Site.

B. Except as otherwise required for the safety or protection of persons or the Work or property at the Site or adjacent thereto, and except as otherwise stated in the Contract Documents, all Work at the Site shall be performed during regular working hours. Contractor will not permit the performance of Work on a Saturday, Sunday, or any legal holiday without Owner's written consent (which will not be unreasonably withheld) given after prior written notice to Engineer.

6.03 *Services, Materials, and Equipment*

A. Unless otherwise specified in the Contract Documents, Contractor shall provide and assume full responsibility for all services, materials, equipment, labor, transportation, construction equipment and machinery, tools, appliances, fuel, power, light, heat, telephone, water, sanitary facilities, temporary facilities, and all other facilities and incidentals necessary for the performance, testing, start-up, and completion of the Work.

B. All materials and equipment incorporated into the Work shall be as specified or, if not specified, shall be of good quality and new, except as otherwise provided in the Contract Documents. All special warranties and guarantees required by the Specifications shall expressly run to the benefit of Owner. If required by Engineer, Contractor shall furnish satisfactory evidence (including reports of required tests) as to the source, kind, and quality of materials and equipment.

C. All materials and equipment shall be stored, applied, installed, connected, erected, protected, used, cleaned, and conditioned in accordance with instructions of the applicable Supplier, except as otherwise may be provided in the Contract Documents.

6.04 *Progress Schedule*

A. Contractor shall adhere to the Progress Schedule established in accordance with Paragraph 2.07 as it may be adjusted from time to time as provided below.

Copyright © 2002 National Society of Professional Engineers for EJCDC. All rights reserved.

1. Contractor shall submit to Engineer for acceptance (to the extent indicated in Paragraph 2.07) proposed adjustments in the Progress Schedule that will not result in changing the Contract Times. Such adjustments will comply with any provisions of the General Requirements applicable thereto.

2. Proposed adjustments in the Progress Schedule that will change the Contract Times shall be submitted in accordance with the requirements of Article 12. Adjustments in Contract Times may only be made by a Change Order.

6.05 *Substitutes and "Or-Equals"*

A. Whenever an item of material or equipment is specified or described in the Contract Documents by using the name of a proprietary item or the name of a particular Supplier, the specification or description is intended to establish the type, function, appearance, and quality required. Unless the specification or description contains or is followed by words reading that no like, equivalent, or "or-equal" item or no substitution is permitted, other items of material or equipment or material or equipment of other Suppliers may be submitted to Engineer for review under the circumstances described below.

1. *"Or-Equal" Items:* If in Engineer's sole discretion an item of material or equipment proposed by Contractor is functionally equal to that named and sufficiently similar so that no change in related Work will be required, it may be considered by Engineer as an "or-equal" item, in which case review and approval of the proposed item may, in Engineer's sole discretion, be accomplished without compliance with some or all of the requirements for approval of proposed substitute items. For the purposes of this Paragraph 6.05.A.1, a proposed item of material or equipment will be considered functionally equal to an item so named if:

a. in the exercise of reasonable judgment Engineer determines that:

1) it is at least equal in materials of construction, quality, durability, appearance, strength, and design characteristics;

2) it will reliably perform at least equally well the function and achieve the results imposed by the design concept of the completed Project as a functioning whole,

3) it has a proven record of performance and availability of responsive service; and

b. Contractor certifies that, if approved and incorporated into the Work:

1) there will be no increase in cost to the Owner or increase in Contract Times, and

2) it will conform substantially to the detailed requirements of the item named in the Contract Documents.

2. Substitute Items

a. If in Engineer's sole discretion an item of material or equipment proposed by Contractor does not qualify as an "or-equal" item under Paragraph 6.05.A.1, it will be considered a proposed substitute item.

b. Contractor shall submit sufficient information as provided below to allow Engineer to determine that the item of material or equipment proposed is essentially equivalent to that named and an acceptable substitute therefor. Requests for review of proposed substitute items of material or equipment will not be accepted by Engineer from anyone other than Contractor.

c. The requirements for review by Engineer will be as set forth in Paragraph 6.05.A.2.d, as supplemented in the General Requirements and as Engineer may decide is appropriate under the circumstances.

d. Contractor shall make written application to Engineer for review of a proposed substitute item of material or equipment that Contractor seeks to furnish or use. The application:

1) shall certify that the proposed substitute item will:

a) perform adequately the functions and achieve the results called for by the general design,

b) be similar in substance to that specified, and

c) be suited to the same use as that specified;

2) will state:

a) the extent, if any, to which the use of the proposed substitute item will prejudice Contractor's achievement of Substantial Completion on time;

b) whether or not use of the proposed substitute item in the Work will require a change in any of the Contract Documents (or in the provisions of any other direct contract with Owner for other work on the Project) to adapt the design to the proposed substitute item; and

Copyright © 2002 National Society of Professional Engineers for EJCDC. All rights reserved.

c) whether or not incorporation or use of the proposed substitute item in connection with the Work is subject to payment of any license fee or royalty;

3) will identify:

a) all variations of the proposed substitute item from that specified , and

b) available engineering, sales, maintenance, repair, and replacement services;

4) and shall contain an itemized estimate of all costs or credits that will result directly or indirectly from use of such substitute item, including costs of redesign and claims of other contractors affected by any resulting change,

B. *Substitute Construction Methods or Procedures:* If a specific means, method, technique, sequence, or procedure of construction is expressly required by the Contract Documents, Contractor may furnish or utilize a substitute means, method, technique, sequence, or procedure of construction approved by Engineer. Contractor shall submit sufficient information to allow Engineer, in Engineer's sole discretion, to determine that the substitute proposed is equivalent to that expressly called for by the Contract Documents. The requirements for review by Engineer will be similar to those provided in Paragraph 6.05.A.2.

C. *Engineer's Evaluation:* Engineer will be allowed a reasonable time within which to evaluate each proposal or submittal made pursuant to Paragraphs 6.05.A and 6.05.B. Engineer may require Contractor to furnish additional data about the proposed substitute item. Engineer will be the sole judge of acceptability. No "or equal" or substitute will be ordered, installed or utilized until Engineer's review is complete, which will be evidenced by either a Change Order for a substitute or an approved Shop Drawing for an "or equal." Engineer will advise Contractor in writing of any negative determination.

D. *Special Guarantee:* Owner may require Contractor to furnish at Contractor's expense a special performance guarantee or other surety with respect to any substitute.

E. *Engineer's Cost Reimbursement*: Engineer will record Engineer's costs in evaluating a substitute proposed or submitted by Contractor pursuant to Paragraphs 6.05.A.2 and 6.05.B Whether or not Engineer approves a substitute item so proposed or submitted by Contractor, Contractor shall reimburse Owner for the charges of Engineer for evaluating each such proposed substitute. Contractor shall also reimburse Owner for the charges of Engineer for making changes in the Contract Documents (or in the provisions of any other direct contract with Owner) resulting from the acceptance of each proposed substitute.

F. *Contractor's Expense*: Contractor shall provide all data in support of any proposed substitute or "or-equal" at Contractor's expense.

6.06 *Concerning Subcontractors, Suppliers, and Others*

A. Contractor shall not employ any Subcontractor, Supplier, or other individual or entity (including those acceptable to Owner as indicated in Paragraph 6.06.B), whether initially or as a replacement, against whom Owner may have reasonable objection. Contractor shall not be required to employ any Subcontractor, Supplier, or other individual or entity to furnish or perform any of the Work against whom Contractor has reasonable objection.

B. If the Supplementary Conditions require the identity of certain Subcontractors, Suppliers, or other individuals or entities to be submitted to Owner in advance for acceptance by Owner by a specified date prior to the Effective Date of the Agreement, and if Contractor has submitted a list thereof in accordance with the Supplementary Conditions, Owner's acceptance (either in writing or by failing to make written objection thereto by the date indicated for acceptance or objection in the Bidding Documents or the Contract Documents) of any such Subcontractor, Supplier, or other individual or entity so identified may be revoked on the basis of reasonable objection after due investigation. Contractor shall submit an acceptable replacement for the rejected Subcontractor, Supplier, or other individual or entity, and the Contract Price will be adjusted by the difference in the cost occasioned by such replacement, and an appropriate Change Order will be issued . No acceptance by Owner of any such Subcontractor, Supplier, or other individual or entity, whether initially or as a replacement, shall constitute a waiver of any right of Owner or Engineer to reject defective Work.

C. Contractor shall be fully responsible to Owner and Engineer for all acts and omissions of the Subcontractors, Suppliers, and other individuals or entities performing or furnishing any of the Work just as Contractor is responsible for Contractor's own acts and omissions. Nothing in the Contract Documents:

1. shall create for the benefit of any such Subcontractor, Supplier, or other individual or entity any contractual relationship between Owner or Engineer and any such Subcontractor, Supplier or other individual or entity, nor

2. shall anything in the Contract Documents create any obligation on the part of Owner or Engineer to pay or to see to the payment of any moneys due any such Subcontractor, Supplier, or other individual

Copyright © 2002 National Society of Professional Engineers for EJCDC. All rights reserved.

or entity except as may otherwise be required by Laws and Regulations.

D. Contractor shall be solely responsible for scheduling and coordinating the Work of Subcontractors, Suppliers, and other individuals or entities performing or furnishing any of the Work under a direct or indirect contract with Contractor.

E. Contractor shall require all Subcontractors, Suppliers, and such other individuals or entities performing or furnishing any of the Work to communicate with Engineer through Contractor.

F. The divisions and sections of the Specifications and the identifications of any Drawings shall not control Contractor in dividing the Work among Subcontractors or Suppliers or delineating the Work to be performed by any specific trade.

G. All Work performed for Contractor by a Subcontractor or Supplier will be pursuant to an appropriate agreement between Contractor and the Subcontractor or Supplier which specifically binds the Subcontractor or Supplier to the applicable terms and conditions of the Contract Documents for the benefit of Owner and Engineer. Whenever any such agreement is with a Subcontractor or Supplier who is listed as an additional insured on the property insurance provided in Paragraph 5.06, the agreement between the Contractor and the Subcontractor or Supplier will contain provisions whereby the Subcontractor or Supplier waives all rights against Owner, Contractor, and Engineer,, and all other individuals or entities identified in the Supplementary Conditions to be listed as insureds or additional insureds (and the officers, directors, partners, employees, agents, consultants and subcontractors of each and any of them) for all losses and damages caused by, arising out of, relating to, or resulting from any of the perils or causes of loss covered by such policies and any other property insurance applicable to the Work. If the insurers on any such policies require separate waiver forms to be signed by any Subcontractor or Supplier, Contractor will obtain the same.

6.07 *Patent Fees and Royalties*

A. Contractor shall pay all license fees and royalties and assume all costs incident to the use in the performance of the Work or the incorporation in the Work of any invention, design, process, product, or device which is the subject of patent rights or copyrights held by others. If a particular invention, design, process, product, or device is specified in the Contract Documents for use in the performance of the Work and if to the actual knowledge of Owner or Engineer its use is subject to patent rights or copyrights calling for the payment of any license fee or royalty to others, the existence of such rights shall be disclosed by Owner in the Contract Documents.

B. To the fullest extent permitted by Laws and Regulations, Contractor shall indemnify and hold harmless Owner and Engineer, and the officers, directors, partners, employees, agents, consultants and subcontractors of each and any of them from and against all claims, costs, losses, and damages (including but not limited to all fees and charges of engineers, architects, attorneys, and other professionals and all court or arbitration or other dispute resolution costs) arising out of or relating to any infringement of patent rights or copyrights incident to the use in the performance of the Work or resulting from the incorporation in the Work of any invention, design, process, product, or device not specified in the Contract Documents.

6.08 *Permits*

A. Unless otherwise provided in the Supplementary Conditions, Contractor shall obtain and pay for all construction permits and licenses. Owner shall assist Contractor, when necessary, in obtaining such permits and licenses. Contractor shall pay all governmental charges and inspection fees necessary for the prosecution of the Work which are applicable at the time of opening of Bids, or, if there are no Bids, on the Effective Date of the Agreement. Owner shall pay all charges of utility owners for connections for providing permanent service to the Work.

6.09 *Laws and Regulations*

A. Contractor shall give all notices required by and shall comply with all Laws and Regulations applicable to the performance of the Work. Except where otherwise expressly required by applicable Laws and Regulations, neither Owner nor Engineer shall be responsible for monitoring Contractor's compliance with any Laws or Regulations.

B. If Contractor performs any Work knowing or having reason to know that it is contrary to Laws or Regulations, Contractor shall bear all claims, costs, losses, and damages (including but not limited to all fees and charges of engineers, architects, attorneys, and other professionals and all court or arbitration or other dispute resolution costs) arising out of or relating to such Work. However, it shall not be Contractor's primary responsibility to make certain that the Specifications and Drawings are in accordance with Laws and Regulations, but this shall not relieve Contractor of Contractor's obligations under Paragraph 3.03.

C. Changes in Laws or Regulations not known at the time of opening of Bids (or, on the Effective Date of the Agreement if there were no Bids) having an effect on the cost or time of performance of the Work shall be the subject of an adjustment in Contract Price or Contract Times. If Owner and Contractor are unable to agree on entitlement to or on the amount or extent, if any, of any such adjustment, a Claim may be made therefor as provided in Paragraph 10.05.

Copyright © 2002 National Society of Professional Engineers for EJCDC. All rights reserved.

6.10 *Taxes*

A. Contractor shall pay all sales, consumer, use, and other similar taxes required to be paid by Contractor in accordance with the Laws and Regulations of the place of the Project which are applicable during the performance of the Work.

6.11 *Use of Site and Other Areas*

A. Limitation on Use of Site and Other Areas

1. Contractor shall confine construction equipment, the storage of materials and equipment, and the operations of workers to the Site and other areas permitted by Laws and Regulations, and shall not unreasonably encumber the Site and other areas with construction equipment or other materials or equipment. Contractor shall assume full responsibility for any damage to any such land or area, or to the owner or occupant thereof, or of any adjacent land or areas resulting from the performance of the Work.

2. Should any claim be made by any such owner or occupant because of the performance of the Work, Contractor shall promptly settle with such other party by negotiation or otherwise resolve the claim by arbitration or other dispute resolution proceeding or at law.

3. To the fullest extent permitted by Laws and Regulations, Contractor shall indemnify and hold harmless Owner and Engineer, and the officers, directors, partners, employees, agents, consultants and subcontractors of each and any of them from and against all claims, costs, losses, and damages (including but not limited to all fees and charges of engineers, architects, attorneys, and other professionals and all court or arbitration or other dispute resolution costs) arising out of or relating to any claim or action, legal or equitable, brought by any such owner or occupant against Owner, Engineer, or any other party indemnified hereunder to the extent caused by or based upon Contractor's performance of the Work.

B. *Removal of Debris During Performance of the Work:* During the progress of the Work Contractor shall keep the Site and other areas free from accumulations of waste materials, rubbish, and other debris. Removal and disposal of such waste materials, rubbish, and other debris shall conform to applicable Laws and Regulations.

C. *Cleaning:* Prior to Substantial Completion of the Work Contractor shall clean the Site and the Work and make it ready for utilization by Owner. At the completion of the Work Contractor shall remove from the Site all tools, appliances, construction equipment and machinery, and surplus materials and shall restore to original condition all property not designated for alteration by the Contract Documents.

D. *Loading Structures:* Contractor shall not load nor permit any part of any structure to be loaded in any manner that will endanger the structure, nor shall Contractor subject any part of the Work or adjacent property to stresses or pressures that will endanger it.

6.12 *Record Documents*

A. Contractor shall maintain in a safe place at the Site one record copy of all Drawings, Specifications, Addenda, Change Orders, Work Change Directives, Field Orders, and written interpretations and clarifications in good order and annotated to show changes made during construction. These record documents together with all approved Samples and a counterpart of all approved Shop Drawings will be available to Engineer for reference. Upon completion of the Work, these record documents, Samples, and Shop Drawings will be delivered to Engineer for Owner.

6.13 *Safety and Protection*

A. Contractor shall be solely responsible for initiating, maintaining and supervising all safety precautions and programs in connection with the Work. Contractor shall take all necessary precautions for the safety of, and shall provide the necessary protection to prevent damage, injury or loss to:

1. all persons on the Site or who may be affected by the Work;

2. all the Work and materials and equipment to be incorporated therein, whether in storage on or off the Site; and

3. other property at the Site or adjacent thereto, including trees, shrubs, lawns, walks, pavements, roadways, structures, utilities, and Underground Facilities not designated for removal, relocation, or replacement in the course of construction.

B. Contractor shall comply with all applicable Laws and Regulations relating to the safety of persons or property, or to the protection of persons or property from damage, injury, or loss; and shall erect and maintain all necessary safeguards for such safety and protection. Contractor shall notify owners of adjacent property and of Underground Facilities and other utility owners when prosecution of the Work may affect them, and shall cooperate with them in the protection, removal, relocation, and replacement of their property.

C. All damage, injury, or loss to any property referred to in Paragraph 6.13.A.2 or 6.13.A.3 caused, directly or indirectly, in whole or in part, by Contractor, any Subcontractor, Supplier, or any other individual or entity directly or indirectly employed by any of them to perform any of the Work, or anyone for whose acts any of them may be liable, shall be remedied by Contractor (except damage or loss attributable to the fault of Draw-

Copyright © 2002 National Society of Professional Engineers for EJCDC. All rights reserved.

ings or Specifications or to the acts or omissions of Owner or Engineer or , or anyone employed by any of them, or anyone for whose acts any of them may be liable, and not attributable, directly or indirectly, in whole or in part, to the fault or negligence of Contractor or any Subcontractor, Supplier, or other individual or entity directly or indirectly employed by any of them).

D. Contractor's duties and responsibilities for safety and for protection of the Work shall continue until such time as all the Work is completed and Engineer has issued a notice to Owner and Contractor in accordance with Paragraph 14.07.B that the Work is acceptable (except as otherwise expressly provided in connection with Substantial Completion).

6.14 *Safety Representative*

A. Contractor shall designate a qualified and experienced safety representative at the Site whose duties and responsibilities shall be the prevention of accidents and the maintaining and supervising of safety precautions and programs.

6.15 *Hazard Communication Programs*

A. Contractor shall be responsible for coordinating any exchange of material safety data sheets or other hazard communication information required to be made available to or exchanged between or among employers at the Site in accordance with Laws or Regulations.

6.16 *Emergencies*

A. In emergencies affecting the safety or protection of persons or the Work or property at the Site or adjacent thereto, Contractor is obligated to act to prevent threatened damage, injury, or loss. Contractor shall give Engineer prompt written notice if Contractor believes that any significant changes in the Work or variations from the Contract Documents have been caused thereby or are required as a result thereof. If Engineer determines that a change in the Contract Documents is required because of the action taken by Contractor in response to such an emergency, a Work Change Directive or Change Order will be issued.

6.17 *Shop Drawings and Samples*

A. Contractor shall submit Shop Drawings and Samples to Engineer for review and approval in accordance with the acceptable Schedule of Submittals (as required by Paragraph 2.07). Each submittal will be identified as Engineer may require.

1. Shop Drawings

a. Submit number of copies specified in the General Requirements.

b. Data shown on the Shop Drawings will be complete with respect to quantities, dimensions, specified performance and design criteria, materials, and similar data to show Engineer the services, materials, and equipment Contractor proposes to provide and to enable Engineer to review the information for the limited purposes required by Paragraph 6.17.D.

2. *Samples:* Contractor shall also submit Samples to Engineer for review and approval in accordance with the acceptable schedule of Shop Drawings and Sample submittals.

a. Submit number of Samples specified in the Specifications.

b. Clearly identify each Sample as to material, Supplier, pertinent data such as catalog numbers, the use for which intended and other data as Engineer may require to enable Engineer to review the submittal for the limited purposes required by Paragraph 6.17.D.

B. Where a Shop Drawing or Sample is required by the Contract Documents or the Schedule of Submittals , any related Work performed prior to Engineer's review and approval of the pertinent submittal will be at the sole expense and responsibility of Contractor.

C. Submittal Procedures

1. Before submitting each Shop Drawing or Sample, Contractor shall have determined and verified:

a. all field measurements, quantities, dimensions, specified performance and design criteria, installation requirements, materials, catalog numbers, and similar information with respect thereto;

b. the suitability of all materials with respect to intended use, fabrication, shipping, handling, storage, assembly, and installation pertaining to the performance of the Work;

c. all information relative to Contractor's responsibilities for means, methods, techniques, sequences, and procedures of construction, and safety precautions and programs incident thereto; and

d. shall also have reviewed and coordinated each Shop Drawing or Sample with other Shop Drawings and Samples and with the requirements of the Work and the Contract Documents.

2. Each submittal shall bear a stamp or specific written certification that Contractor has satisfied Contractor's obligations under the Contract Documents

Copyright © 2002 National Society of Professional Engineers for EJCDC. All rights reserved.

with respect to Contractor's review and approval of that submittal.

3. With each submittal, Contractor shall give Engineer specific written notice of any variations, that the Shop Drawing or Sample may have from the requirements of the Contract Documents. This notice shall be both a written communication separate from the Shop Drawing's or Sample Submittal; and, in addition, by a specific notation made on each Shop Drawing or Sample submitted to Engineer for review and approval of each such variation.

D. *Engineer's Review*

1. Engineer will provide timely review of Shop Drawings and Samples in accordance with the Schedule of Submittals acceptable to Engineer. Engineer's review and approval will be only to determine if the items covered by the submittals will, after installation or incorporation in the Work, conform to the information given in the Contract Documents and be compatible with the design concept of the completed Project as a functioning whole as indicated by the Contract Documents.

2. Engineer's review and approval will not extend to means, methods, techniques, sequences, or procedures of construction (except where a particular means, method, technique, sequence, or procedure of construction is specifically and expressly called for by the Contract Documents) or to safety precautions or programs incident thereto. The review and approval of a separate item as such will not indicate approval of the assembly in which the item functions.

3. Engineer's review and approval shall not relieve Contractor from responsibility for any variation from the requirements of the Contract Documents unless Contractor has complied with the requirements of Paragraph 6.17.C.3 and Engineer has given written approval of each such variation by specific written notation thereof incorporated in or accompanying the Shop Drawing or Sample. Engineer's review and approval shall not relieve Contractor from responsibility for complying with the requirements of Paragraph 6.17.C.1.

E. *Resubmittal Procedures*

1. Contractor shall make corrections required by Engineer and shall return the required number of corrected copies of Shop Drawings and submit, as required, new Samples for review and approval. Contractor shall direct specific attention in writing to revisions other than the corrections called for by Engineer on previous submittals.

6.18 *Continuing the Work*

A. Contractor shall carry on the Work and adhere to the Progress Schedule during all disputes or disagreements with Owner. No Work shall be delayed or postponed pending resolution of any disputes or disagreements, except as permitted by Paragraph 15.04 or as Owner and Contractor may otherwise agree in writing.

6.19 *Contractor's General Warranty and Guarantee*

A. Contractor warrants and guarantees to Owner that all Work will be in accordance with the Contract Documents and will not be defective. Engineer and its Related Entities shall be entitled to rely on representation of Contractor's warranty and guarantee.

B. Contractor's warranty and guarantee hereunder excludes defects or damage caused by:

1. abuse, modification, or improper maintenance or operation by persons other than Contractor, Subcontractors, Suppliers, or any other individual or entity for whom Contractor is responsible; or

2. normal wear and tear under normal usage.

C. Contractor's obligation to perform and complete the Work in accordance with the Contract Documents shall be absolute. None of the following will constitute an acceptance of Work that is not in accordance with the Contract Documents or a release of Contractor's obligation to perform the Work in accordance with the Contract Documents:

1. observations by Engineer;

2. recommendation by Engineer or payment by Owner of any progress or final payment;

3. the issuance of a certificate of Substantial Completion by Engineer or any payment related thereto by Owner;

4. use or occupancy of the Work or any part thereof by Owner;

5. any review and approval of a Shop Drawing or Sample submittal or the issuance of a notice of acceptability by Engineer;

6. any inspection, test, or approval by others; or

7. any correction of defective Work by Owner.

6.20 *Indemnification*

A. To the fullest extent permitted by Laws and Regulations, Contractor shall indemnify and hold harmless Owner and Engineer, and the officers, directors, partners, employees, agents, consultants and subcontractors of each and any of them from and against all claims, costs, losses, and damages (including but not limited to all fees and charges of engineers, architects, attorneys, and other professionals and all court or

Copyright © 2002 National Society of Professional Engineers for EJCDC. All rights reserved.

arbitration or other dispute resolution costs) arising out of or relating to the performance of the Work, provided that any such claim, cost, loss, or damage is attributable to bodily injury, sickness, disease, or death, or to injury to or destruction of tangible property (other than the Work itself), including the loss of use resulting therefrom but only to the extent caused by any negligent act or omission of Contractor, any Subcontractor, any Supplier, or any individual or entity directly or indirectly employed by any of them to perform any of the Work or anyone for whose acts any of them may be liable .

B. In any and all claims against Owner or Engineer or any of their respective consultants, agents, officers, directors, partners, or employees by any employee (or the survivor or personal representative of such employee) of Contractor, any Subcontractor, any Supplier, or any individual or entity directly or indirectly employed by any of them to perform any of the Work, or anyone for whose acts any of them may be liable, the indemnification obligation under Paragraph 6.20.A shall not be limited in any way by any limitation on the amount or type of damages, compensation, or benefits payable by or for Contractor or any such Subcontractor, Supplier, or other individual or entity under workers' compensation acts, disability benefit acts, or other employee benefit acts.

C. The indemnification obligations of Contractor under Paragraph 6.20.A shall not extend to the liability of Engineer and Engineer's officers, directors, partners, employees, agents, consultants and subcontractors arising out of:

1. the preparation or approval of, or the failure to prepare or approve, maps, Drawings, opinions, reports, surveys, Change Orders, designs, or Specifications; or

2. giving directions or instructions, or failing to give them, if that is the primary cause of the injury or damage.

6.21 *Delegation of Professional Design Services*

A. Contractor will not be required to provide professional design services unless such services are specifically required by the Contract Documents for a portion of the Work or unless such services are required to carry out Contractor's responsibilities for construction means, methods, techniques, sequences and procedures. Contractor shall not be required to provide professional services in violation of applicable law.

B. If professional design services or certifications by a design professional related to systems, materials or equipment are specifically required of Contractor by the Contract Documents, Owner and Engineer will specify all performance and design criteria that such services must satisfy. Contractor shall cause such services or certifications to be provided by a properly licensed professional, whose signature and seal shall appear on all drawings, calculations, specifications, certifications, Shop Drawings and other submittals prepared by such professional. Shop Drawings and other submittals related to the Work designed or certified by such professional, if prepared by others, shall bear such professional's written approval when submitted to Engineer.

C. Owner and Engineer shall be entitled to rely upon the adequacy, accuracy and completeness of the services, certifications or approvals performed by such design professionals, provided Owner and Engineer have specified to Contractor all performance and design criteria that such services must satisfy.

D. Pursuant to this Paragraph 6.21, Engineer's review and approval of design calculations and design drawings will be only for the limited purpose of checking for conformance with performance and design criteria given and the design concept expressed in the Contract Documents. Engineer's review and approval of Shop Drawings and other submittals (except design calculations and design drawings) will be only for the purpose stated in Paragraph 6.17.D.1.

E. Contractor shall not be responsible for the adequacy of the performance or design criteria required by the Contract Documents.

ARTICLE 7 - OTHER WORK AT THE SITE

7.01 *Related Work at Site*

A. Owner may perform other work related to the Project at the Site with Owner's employees, or via other direct contracts therefor, or have other work performed by utility owners. If such other work is not noted in the Contract Documents, then:

1. written notice thereof will be given to Contractor prior to starting any such other work; and

2. if Owner and Contractor are unable to agree on entitlement to or on the amount or extent, if any, of any adjustment in the Contract Price or Contract Times that should be allowed as a result of such other work, a Claim may be made therefor as provided in Paragraph 10.05.

B. Contractor shall afford each other contractor who is a party to such a direct contract, each utility owner and Owner, if Owner is performing other work with Owner's employees, proper and safe access to the Site, a reasonable opportunity for the introduction and storage of materials and equipment and the execution of such other work, and shall properly coordinate the Work with theirs. Contractor shall do all cutting, fitting, and patching of the Work that may be required to properly connect or otherwise make its several parts come together and

Copyright © 2002 National Society of Professional Engineers for EJCDC. All rights reserved.

properly integrate with such other work. Contractor shall not endanger any work of others by cutting, excavating, or otherwise altering their work and will only cut or alter their work with the written consent of Engineer and the others whose work will be affected. The duties and responsibilities of Contractor under this Paragraph are for the benefit of such utility owners and other contractors to the extent that there are comparable provisions for the benefit of Contractor in said direct contracts between Owner and such utility owners and other contractors.

C. If the proper execution or results of any part of Contractor's Work depends upon work performed by others under this Article 7, Contractor shall inspect such other work and promptly report to Engineer in writing any delays, defects, or deficiencies in such other work that render it unavailable or unsuitable for the proper execution and results of Contractor's Work. Contractor's failure to so report will constitute an acceptance of such other work as fit and proper for integration with Contractor's Work except for latent defects and deficiencies in such other work.

7.02 *Coordination*

A. If Owner intends to contract with others for the performance of other work on the Project at the Site, the following will be set forth in Supplementary Conditions:

1. the individual or entity who will have authority and responsibility for coordination of the activities among the various contractors will be identified;

2. the specific matters to be covered by such authority and responsibility will be itemized; and

3. the extent of such authority and responsibilities will be provided.

B. Unless otherwise provided in the Supplementary Conditions, Owner shall have sole authority and responsibility for such coordination.

7.03 *Legal Relationships*

A. Paragraphs 7.01.A and 7.02 are not applicable for utilities not under the control of Owner.

B. Each other direct contract of Owner under Paragraph 7.01.A shall provide that the other contractor is liable to Owner and Contractor for the reasonable direct delay and disruption costs incurred by Contractor as a result of the other contractor's actions or inactions.

C. Contractor shall be liable to Owner and any other contractor for the reasonable direct delay and disruption costs incurred by such other contractor as a result of Contractor's action or inactions.

ARTICLE 8 - OWNER'S RESPONSIBILITIES

8.01 *Communications to Contractor*

A. Except as otherwise provided in these General Conditions, Owner shall issue all communications to Contractor through Engineer.

8.02 *Replacement of Engineer*

A. In case of termination of the employment of Engineer, Owner shall appoint an engineer to whom Contractor makes no reasonable objection, whose status under the Contract Documents shall be that of the former Engineer.

8.03 *Furnish Data*

A. Owner shall promptly furnish the data required of Owner under the Contract Documents.

8.04 *Pay When Due*

A. Owner shall make payments to Contractor when they are due as provided in Paragraphs 14.02.C and 14.07.C.

8.05 *Lands and Easements; Reports and Tests*

A. Owner's duties in respect of providing lands and easements and providing engineering surveys to establish reference points are set forth in Paragraphs 4.01 and 4.05. Paragraph 4.02 refers to Owner's identifying and making available to Contractor copies of reports of explorations and tests of subsurface conditions and drawings of physical conditions in or relating to existing surface or subsurface structures at or contiguous to the Site that have been utilized by Engineer in preparing the Contract Documents.

8.06 *Insurance*

A. Owner's responsibilities, if any, in respect to purchasing and maintaining liability and property insurance are set forth in Article 5.

8.07 *Change Orders*

A. Owner is obligated to execute Change Orders as indicated in Paragraph 10.03.

8.08 *Inspections, Tests, and Approvals*

A. Owner's responsibility in respect to certain inspections, tests, and approvals is set forth in Paragraph 13.03.B.

Copyright © 2002 National Society of Professional Engineers for EJCDC. All rights reserved.

8.09 *Limitations on Owner's Responsibilities*

A. The Owner shall not supervise, direct, or have control or authority over, nor be responsible for, Contractor's means, methods, techniques, sequences, or procedures of construction, or the safety precautions and programs incident thereto, or for any failure of Contractor to comply with Laws and Regulations applicable to the performance of the Work. Owner will not be responsible for Contractor's failure to perform the Work in accordance with the Contract Documents.

8.10 *Undisclosed Hazardous Environmental Condition*

A. Owner's responsibility in respect to an undisclosed Hazardous Environmental Condition is set forth in Paragraph 4.06.

8.11 *Evidence of Financial Arrangements*

A. If and to the extent Owner has agreed to furnish Contractor reasonable evidence that financial arrangements have been made to satisfy Owner's obligations under the Contract Documents, Owner's responsibility in respect thereof will be as set forth in the Supplementary Conditions.

ARTICLE 9 - ENGINEER'S STATUS DURING CONSTRUCTION

9.01 *Owner's Representative*

A. Engineer will be Owner's representative during the construction period. The duties and responsibilities and the limitations of authority of Engineer as Owner's representative during construction are set forth in the Contract Documents and will not be changed without written consent of Owner and Engineer.

9.02 *Visits to Site*

A. Engineer will make visits to the Site at intervals appropriate to the various stages of construction as Engineer deems necessary in order to observe as an experienced and qualified design professional the progress that has been made and the quality of the various aspects of Contractor's executed Work. Based on information obtained during such visits and observations, Engineer, for the benefit of Owner, will determine, in general, if the Work is proceeding in accordance with the Contract Documents. Engineer will not be required to make exhaustive or continuous inspections on the Site to check the quality or quantity of the Work. Engineer's efforts will be directed toward providing for Owner a greater degree of confidence that the completed Work will conform generally to the Contract Documents. On the basis of such visits and observations, Engineer will keep Owner informed of the progress of the Work and will endeavor to guard Owner against defective Work.

B. Engineer's visits and observations are subject to all the limitations on Engineer's authority and responsibility set forth in Paragraph 9.09. Particularly, but without limitation, during or as a result of Engineer's visits or observations of Contractor's Work Engineer will not supervise, direct, control, or have authority over or be responsible for Contractor's means, methods, techniques, sequences, or procedures of construction, or the safety precautions and programs incident thereto, or for any failure of Contractor to comply with Laws and Regulations applicable to the performance of the Work.

9.03 *Project Representative*

A. If Owner and Engineer agree, Engineer will furnish a Resident Project Representative to assist Engineer in providing more extensive observation of the Work. The authority and responsibilities of any such Resident Project Representative and assistants will be as provided in the Supplementary Conditions, and limitations on the responsibilities thereof will be as provided in Paragraph 9.09. If Owner designates another representative or agent to represent Owner at the Site who is not Engineer's consultant, agent or employee, the responsibilities and authority and limitations thereon of such other individual or entity will be as provided in the Supplementary Conditions.

9.04 *Authorized Variations in Work*

A. Engineer may authorize minor variations in the Work from the requirements of the Contract Documents which do not involve an adjustment in the Contract Price or the Contract Times and are compatible with the design concept of the completed Project as a functioning whole as indicated by the Contract Documents. These may be accomplished by a Field Order and will be binding on Owner and also on Contractor, who shall perform the Work involved promptly. If Owner or Contractor believes that a Field Order justifies an adjustment in the Contract Price or Contract Times, or both, and the parties are unable to agree on entitlement to or on the amount or extent, if any, of any such adjustment , a Claim may be made therefor as provided in Paragraph 10.05.

9.05 *Rejecting Defective Work*

A. Engineer will have authority to reject Work which Engineer believes to be defective, or that Engineer believes will not produce a completed Project that conforms to the Contract Documents or that will prejudice the integrity of the design concept of the completed Project as a functioning whole as indicated by the Contract Documents. Engineer will also have authority to require special inspection or testing of the Work as provided in Paragraph 13.04, whether or not the Work is fabricated, installed, or completed.

Copyright © 2002 National Society of Professional Engineers for EJCDC. All rights reserved.

9.06 *Shop Drawings, Change Orders and Payments*

A. In connection with Engineer's authority, and limitations thereof, as to Shop Drawings and Samples, see Paragraph 6.17.

B. In connection with Engineer's authority, and limitations thereof, as to design calculations and design drawings submitted in response to a delegation of professional design services, if any, see Paragraph 6.21.

C. In connection with Engineer's authority as to Change Orders, see Articles 10, 11, and 12.

D. In connection with Engineer's authority as to Applications for Payment, see Article 14.

9.07 *Determinations for Unit Price Work*

A. Engineer will determine the actual quantities and classifications of Unit Price Work performed by Contractor. Engineer will review with Contractor the Engineer's preliminary determinations on such matters before rendering a written decision thereon (by recommendation of an Application for Payment or otherwise). Engineer's written decision thereon will be final and binding (except as modified by Engineer to reflect changed factual conditions or more accurate data) upon Owner and Contractor, subject to the provisions of Paragraph 10.05.

9.08 *Decisions on Requirements of Contract Documents and Acceptability of Work*

A. Engineer will be the initial interpreter of the requirements of the Contract Documents and judge of the acceptability of the Work thereunder. All matters in question and other matters between Owner and Contractor arising prior to the date final payment is due relating to the acceptability of the Work, and the interpretation of the requirements of the Contract Documents pertaining to the performance of the Work, will be referred initially to Engineer in writing within 30 days of the event giving rise to the question

B. Engineer will, with reasonable promptness, render a written decision on the issue referred. If Owner or Contractor believe that any such decision entitles them to an adjustment in the Contract Price or Contract Times or both, a Claim may be made under Paragraph 10.05. The date of Engineer's decision shall be the date of the event giving rise to the issues referenced for the purposes of Paragraph 10.05.B.

C. Engineer's written decision on the issue referred will be final and binding on Owner and Contractor, subject to the provisions of Paragraph 10.05.

D. When functioning as interpreter and judge under this Paragraph 9.08, Engineer will not show partiality to Owner or Contractor and will not be liable in connection with any interpretation or decision rendered in good faith in such capacity.

9.09 *Limitations on Engineer's Authority and Responsibilities*

A. Neither Engineer's authority or responsibility under this Article 9 or under any other provision of the Contract Documents nor any decision made by Engineer in good faith either to exercise or not exercise such authority or responsibility or the undertaking, exercise, or performance of any authority or responsibility by Engineer shall create, impose, or give rise to any duty in contract, tort, or otherwise owed by Engineer to Contractor, any Subcontractor, any Supplier, any other individual or entity, or to any surety for or employee or agent of any of them.

B. Engineer will not supervise, direct, control, or have authority over or be responsible for Contractor's means, methods, techniques, sequences, or procedures of construction, or the safety precautions and programs incident thereto, or for any failure of Contractor to comply with Laws and Regulations applicable to the performance of the Work. Engineer will not be responsible for Contractor's failure to perform the Work in accordance with the Contract Documents.

C. Engineer will not be responsible for the acts or omissions of Contractor or of any Subcontractor, any Supplier, or of any other individual or entity performing any of the Work.

D. Engineer's review of the final Application for Payment and accompanying documentation and all maintenance and operating instructions, schedules, guarantees, bonds, certificates of inspection, tests and approvals, and other documentation required to be delivered by Paragraph 14.07.A will only be to determine generally that their content complies with the requirements of, and in the case of certificates of inspections, tests, and approvals that the results certified indicate compliance with the Contract Documents.

E. The limitations upon authority and responsibility set forth in this Paragraph 9.09 shall also apply to, the Resident Project Representative, if any, and assistants, if any.

ARTICLE 10 - CHANGES IN THE WORK; CLAIMS

10.01 *Authorized Changes in the Work*

A. Without invalidating the Contract and without notice to any surety, Owner may, at any time or from time to time, order additions, deletions, or revisions in the Work by a Change Order, or a Work Change Directive. Upon receipt of any such document, Contractor shall

Copyright © 2002 National Society of Professional Engineers for EJCDC. All rights reserved.

promptly proceed with the Work involved which will be performed under the applicable conditions of the Contract Documents (except as otherwise specifically provided).

B. If Owner and Contractor are unable to agree on entitlement to, or on the amount or extent, if any, of an adjustment in the Contract Price or Contract Times, or both, that should be allowed as a result of a Work Change Directive, a Claim may be made therefor as provided in Paragraph 10.05.

10.02 *Unauthorized Changes in the Work*

A.Contractor shall not be entitled to an increase in the Contract Price or an extension of the Contract Times with respect to any work performed that is not required by the Contract Documents as amended, modified, or supplemented as provided in Paragraph 3.04, except in the case of an emergency as provided in Paragraph 6.16 or in the case of uncovering Work as provided in Paragraph 13.04.B.

10.03 *Execution of Change Orders*

A. Owner and Contractor shall execute appropriate Change Orders recommended by Engineer covering:

1. changes in the Work which are: (i) ordered by Owner pursuant to Paragraph 10.01.A, (ii) required because of acceptance of defective Work under Paragraph 13.08.A or Owner's correction of defective Work under Paragraph 13.09, or (iii) agreed to by the parties;

2. changes in the Contract Price or Contract Times which are agreed to by the parties, including any undisputed sum or amount of time for Work actually performed in accordance with a Work Change Directive; and

3. changes in the Contract Price or Contract Times which embody the substance of any written decision rendered by Engineer pursuant to Paragraph 10.05; provided that, in lieu of executing any such Change Order, an appeal may be taken from any such decision in accordance with the provisions of the Contract Documents and applicable Laws and Regulations, but during any such appeal, Contractor shall carry on the Work and adhere to the Progress Schedule as provided in Paragraph 6.18.A.

10.04 *Notification to Surety*

A. If notice of any change affecting the general scope of the Work or the provisions of the Contract Documents (including, but not limited to, Contract Price or Contract Times) is required by the provisions of any bond to be given to a surety, the giving of any such notice will be Contractor's responsibility. The amount of each applicable bond will be adjusted to reflect the effect of any such change.

10.05 *Claims*

A. *Engineer's Decision Required*: All Claims, except those waived pursuant to Paragraph 14.09, shall be referred to the Engineer for decision. A decision by Engineer shall be required as a condition precedent to any exercise by Owner or Contractor of any rights or remedies either may otherwise have under the Contract Documents or by Laws and Regulations in respect of such Claims.

B. *Notice:* Written notice stating the general nature of each Claim, shall be delivered by the claimant to Engineer and the other party to the Contract promptly (but in no event later than 30 days) after the start of the event giving rise thereto. The responsibility to substantiate a Claim shall rest with the party making the Claim. Notice of the amount or extent of the Claim, with supporting data shall be delivered to the Engineer and the other party to the Contract within 60 days after the start of such event (unless Engineer allows additional time for claimant to submit additional or more accurate data in support of such Claim). A Claim for an adjustment in Contract Price shall be prepared in accordance with the provisions of Paragraph 12.01.B. A Claim for an adjustment in Contract Time shall be prepared in accordance with the provisions of Paragraph 12.02.B. Each Claim shall be accompanied by claimant's written statement that the adjustment claimed is the entire adjustment to which the claimant believes it is entitled as a result of said event. The opposing party shall submit any response to Engineer and the claimant within 30 days after receipt of the claimant's last submittal (unless Engineer allows additional time).

C. *Engineer's Action*: Engineer will review each Claim and, within 30 days after receipt of the last submittal of the claimant or the last submittal of the opposing party, if any, take one of the following actions in writing:

1. deny the Claim in whole or in part,

2. approve the Claim, or

3. notify the parties that the Engineer is unable to resolve the Claim if, in the Engineer's sole discretion, it would be inappropriate for the Engineer to do so. For purposes of further resolution of the Claim, such notice shall be deemed a denial.

D. In the event that Engineer does not take action on a Claim within said 30 days, the Claim shall be deemed denied.

E. Engineer's written action under Paragraph 10.05.C or denial pursuant to Paragraphs 10.05.C.3 or 10.05.D will be final and binding upon Owner and Contractor, unless Owner or Contractor invoke the dispute resolution procedure set forth in Article 16 within 30 days of such action or denial.

Copyright © 2002 National Society of Professional Engineers for EJCDC. All rights reserved.

F. No Claim for an adjustment in Contract Price or Contract Times will be valid if not submitted in accordance with this Paragraph 10.05.

ARTICLE 11 - COST OF THE WORK; ALLOWANCES; UNIT PRICE WORK

11.01 *Cost of the Work*

A. *Costs Included:* The term Cost of the Work means the sum of all costs, except those excluded in Paragraph 11.01.B, necessarily incurred and paid by Contractor in the proper performance of the Work. When the value of any Work covered by a Change Order or when a Claim for an adjustment in Contract Price is determined on the basis of Cost of the Work, the costs to be reimbursed to Contractor will be only those additional or incremental costs required because of the change in the Work or because of the event giving rise to the Claim. Except as otherwise may be agreed to in writing by Owner, such costs shall be in amounts no higher than those prevailing in the locality of the Project, shall include only the following items, and shall not include any of the costs itemized in Paragraph 11.01.B.

1. Payroll costs for employees in the direct employ of Contractor in the performance of the Work under schedules of job classifications agreed upon by Owner and Contractor. Such employees shall include, without limitation, superintendents, foremen, and other personnel employed full time at the Site. Payroll costs for employees not employed full time on the Work shall be apportioned on the basis of their time spent on the Work. Payroll costs shall include, but not be limited to, salaries and wages plus the cost of fringe benefits, which shall include social security contributions, unemployment, excise, and payroll taxes, workers' compensation, health and retirement benefits, bonuses, sick leave, vacation and holiday pay applicable thereto. The expenses of performing Work outside of regular working hours, on Saturday, Sunday, or legal holidays, shall be included in the above to the extent authorized by Owner.

2. Cost of all materials and equipment furnished and incorporated in the Work, including costs of transportation and storage thereof, and Suppliers' field services required in connection therewith. All cash discounts shall accrue to Contractor unless Owner deposits funds with Contractor with which to make payments, in which case the cash discounts shall accrue to Owner. All trade discounts, rebates and refunds and returns from sale of surplus materials and equipment shall accrue to Owner, and Contractor shall make provisions so that they may be obtained.

3. Payments made by Contractor to Subcontractors for Work performed by Subcontractors. If required by Owner, Contractor shall obtain competitive bids from subcontractors acceptable to Owner and Contractor and shall deliver such bids to Owner, who will then determine, with the advice of Engineer, which bids, if any, will be acceptable. If any subcontract provides that the Subcontractor is to be paid on the basis of Cost of the Work plus a fee, the Subcontractor's Cost of the Work and fee shall be determined in the same manner as Contractor's Cost of the Work and fee as provided in this Paragraph 11.01.

4. Costs of special consultants (including but not limited to Engineers, architects, testing laboratories, surveyors, attorneys, and accountants) employed for services specifically related to the Work.

5. Supplemental costs including the following:

a. The proportion of necessary transportation, travel, and subsistence expenses of Contractor's employees incurred in discharge of duties connected with the Work.

b. Cost, including transportation and maintenance, of all materials, supplies, equipment, machinery, appliances, office, and temporary facilities at the Site, and hand tools not owned by the workers, which are consumed in the performance of the Work, and cost, less market value, of such items used but not consumed which remain the property of Contractor.

c. Rentals of all construction equipment and machinery, and the parts thereof whether rented from Contractor or others in accordance with rental agreements approved by Owner with the advice of Engineer, and the costs of transportation, loading, unloading, assembly, dismantling, and removal thereof. All such costs shall be in accordance with the terms of said rental agreements. The rental of any such equipment, machinery, or parts shall cease when the use thereof is no longer necessary for the Work.

d. Sales, consumer, use, and other similar taxes related to the Work, and for which Contractor is liable, imposed by Laws and Regulations.

e. Deposits lost for causes other than negligence of Contractor, any Subcontractor, or anyone directly or indirectly employed by any of them or for whose acts any of them may be liable, and royalty payments and fees for permits and licenses.

f. Losses and damages (and related expenses) caused by damage to the Work, not compensated by insurance or otherwise, sustained by Contractor in connection with the performance of the Work (except losses and damages within the deductible amounts of property insurance established in accordance with Paragraph 5.06.D), provided such losses and damages have

Copyright © 2002 National Society of Professional Engineers for EJCDC. All rights reserved.

resulted from causes other than the negligence of Contractor, any Subcontractor, or anyone directly or indirectly employed by any of them or for whose acts any of them may be liable. Such losses shall include settlements made with the written consent and approval of Owner. No such losses, damages, and expenses shall be included in the Cost of the Work for the purpose of determining Contractor's fee.

g. The cost of utilities, fuel, and sanitary facilities at the Site.

h. Minor expenses such as telegrams, long distance telephone calls, telephone service at the Site, expresses, and similar petty cash items in connection with the Work.

i. The costs of premiums for all bonds and insurance Contractor is required by the Contract Documents to purchase and maintain.

B. *Costs Excluded:* The term Cost of the Work shall not include any of the following items:

1. Payroll costs and other compensation of Contractor's officers, executives, principals (of partnerships and sole proprietorships), general managers, safety managers, engineers, architects, estimators, attorneys, auditors, accountants, purchasing and contracting agents, expediters, timekeepers, clerks, and other personnel employed by Contractor, whether at the Site or in Contractor's principal or branch office for general administration of the Work and not specifically included in the agreed upon schedule of job classifications referred to in Paragraph 11.01.A.1 or specifically covered by Paragraph 11.01.A.4, all of which are to be considered administrative costs covered by the Contractor's fee.

2. Expenses of Contractor's principal and branch offices other than Contractor's office at the Site.

3. Any part of Contractor's capital expenses, including interest on Contractor's capital employed for the Work and charges against Contractor for delinquent payments.

4. Costs due to the negligence of Contractor, any Subcontractor, or anyone directly or indirectly employed by any of them or for whose acts any of them may be liable, including but not limited to, the correction of defective Work, disposal of materials or equipment wrongly supplied, and making good any damage to property.

5. Other overhead or general expense costs of any kind and the costs of any item not specifically and expressly included in Paragraphs 11.01.A and 11.01.B.

C. *Contractor's Fee:* When all the Work is performed on the basis of cost-plus, Contractor's fee shall be determined as set forth in the Agreement. When the value of any Work covered by a Change Order or when a Claim for an adjustment in Contract Price is determined on the basis of Cost of the Work, Contractor's fee shall be determined as set forth in Paragraph 12.01.C.

D. *Documentation:* Whenever the Cost of the Work for any purpose is to be determined pursuant to Paragraphs 11.01.A and 11.01.B, Contractor will establish and maintain records thereof in accordance with generally accepted accounting practices and submit in a form acceptable to Engineer an itemized cost breakdown together with supporting data.

11.02 *Allowances*

A. It is understood that Contractor has included in the Contract Price all allowances so named in the Contract Documents and shall cause the Work so covered to be performed for such sums and by such persons or entities as may be acceptable to Owner and Engineer.

B. *Cash Allowances*

1. Contractor agrees that:

a. the cash allowances include the cost to Contractor (less any applicable trade discounts) of materials and equipment required by the allowances to be delivered at the Site, and all applicable taxes; and

b. Contractor's costs for unloading and handling on the Site, labor, installation , overhead, profit, and other expenses contemplated for the cash allowances have been included in the Contract Price and not in the allowances, and no demand for additional payment on account of any of the foregoing will be valid.

C. Contingency Allowance

1. Contractor agrees that a contingency allowance, if any, is for the sole use of Owner to cover unanticipated costs.

D. Prior to final payment, an appropriate Change Order will be issued as recommended by Engineer to reflect actual amounts due Contractor on account of Work covered by allowances, and the Contract Price shall be correspondingly adjusted.

11.03 *Unit Price Work*

A. Where the Contract Documents provide that all or part of the Work is to be Unit Price Work, initially the Contract Price will be deemed to include for all Unit Price Work an amount equal to the sum of the unit price for each separately identified item of Unit Price Work times the estimated quantity of each item as indicated in the Agreement.

Copyright © 2002 National Society of Professional Engineers for EJCDC. All rights reserved.

B. The estimated quantities of items of Unit Price Work are not guaranteed and are solely for the purpose of comparison of Bids and determining an initial Contract Price. Determinations of the actual quantities and classifications of Unit Price Work performed by Contractor will be made by Engineer subject to the provisions of Paragraph 9.07.

C. Each unit price will be deemed to include an amount considered by Contractor to be adequate to cover Contractor's overhead and profit for each separately identified item.

D. Owner or Contractor may make a Claim for an adjustment in the Contract Price in accordance with Paragraph 10.05 if:

1. the quantity of any item of Unit Price Work performed by Contractor differs materially and significantly from the estimated quantity of such item indicated in the Agreement; and

2. there is no corresponding adjustment with respect any other item of Work; and

3. Contractor believes that Contractor is entitled to an increase in Contract Price as a result of having incurred additional expense or Owner believes that Owner is entitled to a decrease in Contract Price and the parties are unable to agree as to the amount of any such increase or decrease.

ARTICLE 12 - CHANGE OF CONTRACT PRICE; CHANGE OF CONTRACT TIMES

12.01 *Change of Contract Price*

A. The Contract Price may only be changed by a Change Order. Any Claim for an adjustment in the Contract Price shall be based on written notice submitted by the party making the Claim to the Engineer and the other party to the Contract in accordance with the provisions of Paragraph 10.05.

B. The value of any Work covered by a Change Order or of any Claim for an adjustment in the Contract Price will be determined as follows:

1. where the Work involved is covered by unit prices contained in the Contract Documents, by application of such unit prices to the quantities of the items involved (subject to the provisions of Paragraph 11.03); or

2. where the Work involved is not covered by unit prices contained in the Contract Documents, by a mutually agreed lump sum (which may include an allowance for overhead and profit not necessarily in accordance with Paragraph 12.01.C.2); or

3. where the Work involved is not covered by unit prices contained in the Contract Documents and agreement to a lump sum is not reached under Paragraph 12.01.B.2, on the basis of the Cost of the Work (determined as provided in Paragraph 11.01) plus a Contractor's fee for overhead and profit (determined as provided in Paragraph 12.01.C).

C. *Contractor's Fee:* The Contractor's fee for overhead and profit shall be determined as follows:

1. a mutually acceptable fixed fee; or

2. if a fixed fee is not agreed upon, then a fee based on the following percentages of the various portions of the Cost of the Work:

a. for costs incurred under Paragraphs 11.01.A.1 and 11.01.A.2, the Contractor's fee shall be 15 percent;

b. for costs incurred under Paragraph 11.01.A.3, the Contractor's fee shall be five percent;

c. where one or more tiers of subcontracts are on the basis of Cost of the Work plus a fee and no fixed fee is agreed upon, the intent of Paragraph 12.01.C.2.a is that the Subcontractor who actually performs the Work, at whatever tier, will be paid a fee of 15 percent of the costs incurred by such Subcontractor under Paragraphs 11.01.A.1 and 11.01.A.2 and that any higher tier Subcontractor and Contractor will each be paid a fee of five percent of the amount paid to the next lower tier Subcontractor;

d. no fee shall be payable on the basis of costs itemized under Paragraphs 11.01.A.4, 11.01.A.5, and 11.01.B;

e. the amount of credit to be allowed by Contractor to Owner for any change which results in a net decrease in cost will be the amount of the actual net decrease in cost plus a deduction in Contractor's fee by an amount equal to five percent of such net decrease; and

f. when both additions and credits are involved in any one change, the adjustment in Contractor's fee shall be computed on the basis of the net change in accordance with Paragraphs 12.01.C.2.a through 12.01.C.2.e, inclusive.

12.02 *Change of Contract Times*

A. The Contract Times may only be changed by a Change Order. Any Claim for an adjustment in the Contract Times shall be based on written notice submitted

Copyright © 2002 National Society of Professional Engineers for EJCDC. All rights reserved.

by the party making the Claim to the Engineer and the other party to the Contract in accordance with the provisions of Paragraph 10.05.

B. Any adjustment of the Contract Times covered by a Change Order or any Claim for an adjustment in the Contract Times will be determined in accordance with the provisions of this Article 12.

12.03 *Delays*

A. Where Contractor is prevented from completing any part of the Work within the Contract Times due to delay beyond the control of Contractor, the Contract Times will be extended in an amount equal to the time lost due to such delay if a Claim is made therefor as provided in Paragraph 12.02.A. Delays beyond the control of Contractor shall include, but not be limited to, acts or neglect by Owner, acts or neglect of utility owners or other contractors performing other work as contemplated by Article 7, fires, floods, epidemics, abnormal weather conditions, or acts of God.

B. If Owner, Engineer, or other contractors or utility owners performing other work for Owner as contemplated by Article 7, or anyone for whom Owner is responsible, delays, disrupts, or interferes with the performance or progress of the Work, then Contractor shall be entitled to an equitable adjustment in the Contract Price or the Contract Times , or both. Contractor's entitlement to an adjustment of the Contract Times is conditioned on such adjustment being essential to Contractor's ability to complete the Work within the Contract Times.

C If Contractor is delayed in the performance or progress of the Work by fire, flood, epidemic, abnormal weather conditions, acts of God, acts or failures to act of utility owners not under the control of Owner, or other causes not the fault of and beyond control of Owner and Contractor, then Contractor shall be entitled to an equitable adjustment in Contract Times, if such adjustment is essential to Contractor's ability to complete the Work within the Contract Times. Such an adjustment shall be Contractor's sole and exclusive remedy for the delays described in this Paragraph 12.03.C.

D. Owner, Engineer and the Related Entities of each of them shall not be liable to Contractor for any claims, costs, losses, or damages (including but not limited to all fees and charges of Engineers, architects, attorneys, and other professionals and all court or arbitration or other dispute resolution costs) sustained by Contractor on or in connection with any other project or anticipated project.

E. Contractor shall not be entitled to an adjustment in Contract Price or Contract Times for delays within the control of Contractor. Delays attributable to and within the control of a Subcontractor or Supplier shall be deemed to be delays within the control of Contractor.

ARTICLE 13 - TESTS AND INSPECTIONS; CORRECTION, REMOVAL OR ACCEPTANCE OF DEFECTIVE WORK

13.01 *Notice of Defects*

A. Prompt notice of all defective Work of which Owner or Engineer has actual knowledge will be given to Contractor. All defective Work may be rejected, corrected, or accepted as provided in this Article 13.

13.02 *Access to Work*

A. Owner, Engineer, their consultants and other representatives and personnel of Owner, independent testing laboratories, and governmental agencies with jurisdictional interests will have access to the Site and the Work at reasonable times for their observation, inspecting, and testing. Contractor shall provide them proper and safe conditions for such access and advise them of Contractor's Site safety procedures and programs so that they may comply therewith as applicable.

13.03 *Tests and Inspections*

A. Contractor shall give Engineer timely notice of readiness of the Work for all required inspections, tests, or approvals and shall cooperate with inspection and testing personnel to facilitate required inspections or tests.

B. Owner shall employ and pay for the services of an independent testing laboratory to perform all inspections, tests, or approvals required by the Contract Documents except:

1. for inspections, tests, or approvals covered by Paragraphs 13.03.C and 13.03.D below;

2. that costs incurred in connection with tests or inspections conducted pursuant to Paragraph 13.04.B shall be paid as provided in said Paragraph 13.04.C; and

3. as otherwise specifically provided in the Contract Documents.

C. If Laws or Regulations of any public body having jurisdiction require any Work (or part thereof) specifically to be inspected, tested, or approved by an employee or other representative of such public body, Contractor shall assume full responsibility for arranging and obtaining such inspections, tests, or approvals, pay all costs in connection therewith, and furnish Engineer the required certificates of inspection or approval.

D. Contractor shall be responsible for arranging and obtaining and shall pay all costs in connection with any inspections, tests, or approvals required for Owner's and Engineer's acceptance of materials or equipment to

Copyright © 2002 National Society of Professional Engineers for EJCDC. All rights reserved.

be incorporated in the Work; or acceptance of materials, mix designs, or equipment submitted for approval prior to Contractor's purchase thereof for incorporation in the Work. Such inspections, tests, or approvals shall be performed by organizations acceptable to Owner and Engineer.

E. If any Work (or the work of others) that is to be inspected, tested, or approved is covered by Contractor without written concurrence of Engineer, it must, if requested by Engineer, be uncovered for observation.

F. Uncovering Work as provided in Paragraph 13.03.E shall be at Contractor's expense unless Contractor has given Engineer timely notice of Contractor's intention to cover the same and Engineer has not acted with reasonable promptness in response to such notice.

13.04 *Uncovering Work*

A. If any Work is covered contrary to the written request of Engineer, it must, if requested by Engineer, be uncovered for Engineer's observation and replaced at Contractor's expense.

B. If Engineer considers it necessary or advisable that covered Work be observed by Engineer or inspected or tested by others, Contractor, at Engineer's request, shall uncover, expose, or otherwise make available for observation, inspection, or testing as Engineer may require, that portion of the Work in question, furnishing all necessary labor, material, and equipment.

C. If it is found that the uncovered Work is defective, Contractor shall pay all claims, costs, losses, and damages (including but not limited to all fees and charges of engineers, architects, attorneys, and other professionals and all court or arbitration or other dispute resolution costs) arising out of or relating to such uncovering, exposure, observation, inspection, and testing, and of satisfactory replacement or reconstruction (including but not limited to all costs of repair or replacement of work of others); and Owner shall be entitled to an appropriate decrease in the Contract Price. If the parties are unable to agree as to the amount thereof, Owner may make a Claim therefor as provided in Paragraph 10.05.

D. If, the uncovered Work is not found to be defective, Contractor shall be allowed an increase in the Contract Price or an extension of the Contract Times, or both, directly attributable to such uncovering, exposure, observation, inspection, testing, replacement, and reconstruction. If the parties are unable to agree as to the amount or extent thereof, Contractor may make a Claim therefor as provided in Paragraph 10.05.

13.05 *Owner May Stop the Work*

A. If the Work is defective, or Contractor fails to supply sufficient skilled workers or suitable materials or equipment, or fails to perform the Work in such a way that the completed Work will conform to the Contract Documents, Owner may order Contractor to stop the Work, or any portion thereof, until the cause for such order has been eliminated; however, this right of Owner to stop the Work shall not give rise to any duty on the part of Owner to exercise this right for the benefit of Contractor, any Subcontractor, any Supplier, any other individual or entity, or any surety for, or employee or agent of any of them.

13.06 *Correction or Removal of Defective Work*

A. Promptly after receipt of notice, Contractor shall correct all defective Work, whether or not fabricated, installed, or completed, or, if the Work has been rejected by Engineer, remove it from the Project and replace it with Work that is not defective. Contractor shall pay all claims, costs, losses, and damages (including but not limited to all fees and charges of engineers, architects, attorneys, and other professionals and all court or arbitration or other dispute resolution costs) arising out of or relating to such correction or removal (including but not limited to all costs of repair or replacement of work of others).

B. When correcting defective Work under the terms of this Paragraph 13.06 or Paragraph 13.07, Contractor shall take no action that would void or otherwise impair Owner's special warranty and guarantee, if any, on said Work.

13.07 *Correction Period*

A. If within one year after the date of Substantial Completion (or such longer period of time as may be prescribed by the terms of any applicable special guarantee required by the Contract Documents) or by any specific provision of the Contract Documents, any Work is found to be defective, or if the repair of any damages to the land or areas made available for Contractor's use by Owner or permitted by Laws and Regulations as contemplated in Paragraph 6.11.A is found to be defective, Contractor shall promptly, without cost to Owner and in accordance with Owner's written instructions:

1. repair such defective land or areas; or

2. correct such defective Work; or

3. if the defective Work has been rejected by Owner, remove it from the Project and replace it with Work that is not defective, and

4. satisfactorily correct or repair or remove and replace any damage to other Work, to the work of others or other land or areas resulting therefrom.

Copyright © 2002 National Society of Professional Engineers for EJCDC. All rights reserved.

B. If Contractor does not promptly comply with the terms of Owner's written instructions, or in an emergency where delay would cause serious risk of loss or damage, Owner may have the defective Work corrected or repaired or may have the rejected Work removed and replaced. All claims, costs, losses, and damages (including but not limited to all fees and charges of engineers, architects, attorneys, and other professionals and all court or arbitration or other dispute resolution costs) arising out of or relating to such correction or repair or such removal and replacement (including but not limited to all costs of repair or replacement of work of others) will be paid by Contractor.

C. In special circumstances where a particular item of equipment is placed in continuous service before Substantial Completion of all the Work, the correction period for that item may start to run from an earlier date if so provided in the Specifications .

D. Where defective Work (and damage to other Work resulting therefrom) has been corrected or removed and replaced under this Paragraph 13.07, the correction period hereunder with respect to such Work will be extended for an additional period of one year after such correction or removal and replacement has been satisfactorily completed.

E. Contractor's obligations under this Paragraph 13.07 are in addition to any other obligation or warranty. The provisions of this Paragraph 13.07 shall not be construed as a substitute for or a waiver of the provisions of any applicable statute of limitation or repose.

13.08 *Acceptance of Defective Work*

A. If, instead of requiring correction or removal and replacement of defective Work, Owner (and, prior to Engineer's recommendation of final payment, Engineer) prefers to accept it, Owner may do so. Contractor shall pay all claims, costs, losses, and damages (including but not limited to all fees and charges of engineers, architects, attorneys, and other professionals and all court or arbitration or other dispute resolution costs) attributable to Owner's evaluation of and determination to accept such defective Work (such costs to be approved by Engineer as to reasonableness) and the diminished value of the Work to the extent not otherwise paid by Contractor pursuant to this sentence. If any such acceptance occurs prior to Engineer's recommendation of final payment, a Change Order will be issued incorporating the necessary revisions in the Contract Documents with respect to the Work, and Owner shall be entitled to an appropriate decrease in the Contract Price, reflecting the diminished value of Work so accepted. If the parties are unable to agree as to the amount thereof, Owner may make a Claim therefor as provided in Paragraph 10.05. If the acceptance occurs after such recommendation, an appropriate amount will be paid by Contractor to Owner.

13.09 *Owner May Correct Defective Work*

A. If Contractor fails within a reasonable time after written notice from Engineer to correct defective Work or to remove and replace rejected Work as required by Engineer in accordance with Paragraph 13.06.A, or if Contractor fails to perform the Work in accordance with the Contract Documents, or if Contractor fails to comply with any other provision of the Contract Documents, Owner may, after seven days written notice to Contractor, correct or remedy any such deficiency.

B. In exercising the rights and remedies under this Paragraph 13.09, Owner shall proceed expeditiously. In connection with such corrective or remedial action, Owner may exclude Contractor from all or part of the Site, take possession of all or part of the Work and suspend Contractor's services related thereto, take possession of Contractor's tools, appliances, construction equipment and machinery at the Site, and incorporate in the Work all materials and equipment stored at the Site or for which Owner has paid Contractor but which are stored elsewhere. Contractor shall allow Owner, Owner's representatives, agents and employees, Owner's other contractors, and Engineer and Engineer's consultants access to the Site to enable Owner to exercise the rights and remedies under this Paragraph.

C. All claims, costs, losses, and damages (including but not limited to all fees and charges of engineers, architects, attorneys, and other professionals and all court or arbitration or other dispute resolution costs) incurred or sustained by Owner in exercising the rights and remedies under this Paragraph 13.09 will be charged against Contractor, and a Change Order will be issued incorporating the necessary revisions in the Contract Documents with respect to the Work; and Owner shall be entitled to an appropriate decrease in the Contract Price. If the parties are unable to agree as to the amount of the adjustment, Owner may make a Claim therefor as provided in Paragraph 10.05. Such claims, costs, losses and damages will include but not be limited to all costs of repair, or replacement of work of others destroyed or damaged by correction, removal, or replacement of Contractor's defective Work.

D. Contractor shall not be allowed an extension of the Contract Times because of any delay in the performance of the Work attributable to the exercise by Owner of Owner's rights and remedies under this Paragraph 13.09.

ARTICLE 14 - PAYMENTS TO CONTRACTOR AND COMPLETION

14.01 *Schedule of Values*

A. The Schedule of Values established as provided in Paragraph 2.07.A will serve as the basis for progress

Copyright © 2002 National Society of Professional Engineers for EJCDC. All rights reserved.

payments and will be incorporated into a form of Application for Payment acceptable to Engineer. Progress payments on account of Unit Price Work will be based on the number of units completed.

14.02 *Progress Payments*

A. Applications for Payments

1. At least 20 days before the date established in the Agreement for each progress payment (but not more often than once a month), Contractor shall submit to Engineer for review an Application for Payment filled out and signed by Contractor covering the Work completed as of the date of the Application and accompanied by such supporting documentation as is required by the Contract Documents. If payment is requested on the basis of materials and equipment not incorporated in the Work but delivered and suitably stored at the Site or at another location agreed to in writing, the Application for Payment shall also be accompanied by a bill of sale, invoice, or other documentation warranting that Owner has received the materials and equipment free and clear of all Liens and evidence that the materials and equipment are covered by appropriate property insurance or other arrangements to protect Owner's interest therein, all of which must be satisfactory to Owner.

2. Beginning with the second Application for Payment, each Application shall include an affidavit of Contractor stating that all previous progress payments received on account of the Work have been applied on account to discharge Contractor's legitimate obligations associated with prior Applications for Payment.

3. The amount of retainage with respect to progress payments will be as stipulated in the Agreement.

B. *Review of Applications*

1. Engineer will, within 10 days after receipt of each Application for Payment, either indicate in writing a recommendation of payment and present the Application to Owner or return the Application to Contractor indicating in writing Engineer's reasons for refusing to recommend payment. In the latter case, Contractor may make the necessary corrections and resubmit the Application.

2. Engineer's recommendation of any payment requested in an Application for Payment will constitute a representation by Engineer to Owner, based on Engineer's observations on the Site of the executed Work as an experienced and qualified design professional and on Engineer's review of the Application for Payment and the accompanying data and schedules, that to the best of Engineer's knowledge, information and belief:

a. the Work has progressed to the point indicated;

b. the quality of the Work is generally in accordance with the Contract Documents (subject to an evaluation of the Work as a functioning whole prior to or upon Substantial Completion, to the results of any subsequent tests called for in the Contract Documents, to a final determination of quantities and classifications for Unit Price Work under Paragraph 9.07, and to any other qualifications stated in the recommendation); and

c. the conditions precedent to Contractor's being entitled to such payment appear to have been fulfilled in so far as it is Engineer's responsibility to observe the Work.

3. By recommending any such payment Engineer will not thereby be deemed to have represented that:

a. inspections made to check the quality or the quantity of the Work as it has been performed have been exhaustive, extended to every aspect of the Work in progress, or involved detailed inspections of the Work beyond the responsibilities specifically assigned to Engineer in the Contract Documents; or

b. that there may not be other matters or issues between the parties that might entitle Contractor to be paid additionally by Owner or entitle Owner to withhold payment to Contractor.

4. Neither Engineer's review of Contractor's Work for the purposes of recommending payments nor Engineer's recommendation of any payment, including final payment, will impose responsibility on Engineer:

a. to supervise, direct, or control the Work, or

b. for the means, methods, techniques, sequences, or procedures of construction, or the safety precautions and programs incident thereto, or

c. for Contractor's failure to comply with Laws and Regulations applicable to Contractor's performance of the Work, or

d. to make any examination to ascertain how or for what purposes Contractor has used the moneys paid on account of the Contract Price, or

e. to determine that title to any of the Work, materials, or equipment has passed to Owner free and clear of any Liens.

5. Engineer may refuse to recommend the whole or any part of any payment if, in Engineer's opinion, it would be incorrect to make the representations to Owner stated in Paragraph 14.02.B.2. Engineer may also refuse to recommend any such payment or, because of subsequently discovered evidence or the results of subsequent

Copyright © 2002 National Society of Professional Engineers for EJCDC. All rights reserved.

inspections or tests, revise or revoke any such payment recommendation previously made, to such extent as may be necessary in Engineer's opinion to protect Owner from loss because:

a. the Work is defective, or completed Work has been damaged, requiring correction or replacement;

b. the Contract Price has been reduced by Change Orders;

c. Owner has been required to correct defective Work or complete Work in accordance with Paragraph 13.09; or

d. Engineer has actual knowledge of the occurrence of any of the events enumerated in Paragraph 15.02.A.

C. *Payment Becomes Due*

1. Ten days after presentation of the Application for Payment to Owner with Engineer's recommendation, the amount recommended will (subject to the provisions of Paragraph 14.02.D) become due, and when due will be paid by Owner to Contractor.

D. *Reduction in Payment*

1. Owner may refuse to make payment of the full amount recommended by Engineer because:

a. claims have been made against Owner on account of Contractor's performance or furnishing of the Work;

b. Liens have been filed in connection with the Work, except where Contractor has delivered a specific bond satisfactory to Owner to secure the satisfaction and discharge of such Liens;

c. there are other items entitling Owner to a set-off against the amount recommended; or

d. Owner has actual knowledge of the occurrence of any of the events enumerated in Paragraphs 14.02.B.5.a through 14.02.B.5.c or Paragraph 15.02.A.

2. If Owner refuses to make payment of the full amount recommended by Engineer, Owner will give Contractor immediate written notice (with a copy to Engineer) stating the reasons for such action and promptly pay Contractor any amount remaining after deduction of the amount so withheld. Owner shall promptly pay Contractor the amount so withheld, or any adjustment thereto agreed to by Owner and Contractor, when Contractor corrects to Owner's satisfaction the reasons for such action.

3. If it is subsequently determined that Owner's refusal of payment was not justified, the amount wrongfully withheld shall be treated as an amount due as determined by Paragraph 14.02.C.1.

14.03 *Contractor's Warranty of Title*

A. Contractor warrants and guarantees that title to all Work, materials, and equipment covered by any Application for Payment, whether incorporated in the Project or not, will pass to Owner no later than the time of payment free and clear of all Liens.

14.04 *Substantial Completion*

A. When Contractor considers the entire Work ready for its intended use Contractor shall notify Owner and Engineer in writing that the entire Work is substantially complete (except for items specifically listed by Contractor as incomplete) and request that Engineer issue a certificate of Substantial Completion.

B. Promptly after Contractor's notification, , Owner, Contractor, and Engineer shall make an inspection of the Work to determine the status of completion. If Engineer does not consider the Work substantially complete, Engineer will notify Contractor in writing giving the reasons therefor.

C. If Engineer considers the Work substantially complete, Engineer will deliver to Owner a tentative certificate of Substantial Completion which shall fix the date of Substantial Completion. There shall be attached to the certificate a tentative list of items to be completed or corrected before final payment. Owner shall have seven days after receipt of the tentative certificate during which to make written objection to Engineer as to any provisions of the certificate or attached list. If, after considering such objections, Engineer concludes that the Work is not substantially complete, Engineer will within 14 days after submission of the tentative certificate to Owner notify Contractor in writing, stating the reasons therefor. If, after consideration of Owner's objections, Engineer considers the Work substantially complete, Engineer will within said 14 days execute and deliver to Owner and Contractor a definitive certificate of Substantial Completion (with a revised tentative list of items to be completed or corrected) reflecting such changes from the tentative certificate as Engineer believes justified after consideration of any objections from Owner.

D. At the time of delivery of the tentative certificate of Substantial Completion, Engineer will deliver to Owner and Contractor a written recommendation as to division of responsibilities pending final payment between Owner and Contractor with respect to security, operation, safety, and protection of the Work, maintenance, heat, utilities, insurance, and warranties and guarantees. Unless Owner and Contractor agree otherwise in writing and so inform Engineer in writing prior to Engineer's issuing the definitive certificate of Substantial

Copyright © 2002 National Society of Professional Engineers for EJCDC. All rights reserved.

Completion, Engineer's aforesaid recommendation will be binding on Owner and Contractor until final payment.

E. Owner shall have the right to exclude Contractor from the Site after the date of Substantial Completion subject to allowing Contractor reasonable access to complete or correct items on the tentative list.

14.05 *Partial Utilization*

A. Prior to Substantial Completion of all the Work, Owner may use or occupy any substantially completed part of the Work which has specifically been identified in the Contract Documents, or which Owner, Engineer, and Contractor agree constitutes a separately functioning and usable part of the Work that can be used by Owner for its intended purpose without significant interference with Contractor's performance of the remainder of the Work, subject to the following conditions.

1. Owner at any time may request Contractor in writing to permit Owner to use or occupy any such part of the Work which Owner believes to be ready for its intended use and substantially complete. If and when Contractor agrees that such part of the Work is substantially complete, Contractor will certify to Owner and Engineer that such part of the Work is substantially complete and request Engineer to issue a certificate of Substantial Completion for that part of the Work.

2. Contractor at any time may notify Owner and Engineer in writing that Contractor considers any such part of the Work ready for its intended use and substantially complete and request Engineer to issue a certificate of Substantial Completion for that part of the Work.

3. Within a reasonable time after either such request, Owner, Contractor, and Engineer shall make an inspection of that part of the Work to determine its status of completion. If Engineer does not consider that part of the Work to be substantially complete, Engineer will notify Owner and Contractor in writing giving the reasons therefor. If Engineer considers that part of the Work to be substantially complete, the provisions of Paragraph 14.04 will apply with respect to certification of Substantial Completion of that part of the Work and the division of responsibility in respect thereof and access thereto.

4. No use or occupancy or separate operation of part of the Work may occur prior to compliance with the requirements of Paragraph 5.10 regarding property insurance.

14.06 *Final Inspection*

A. Upon written notice from Contractor that the entire Work or an agreed portion thereof is complete, Engineer will promptly make a final inspection with Owner and Contractor and will notify Contractor in writing of all particulars in which this inspection reveals that the Work is incomplete or defective. Contractor shall immediately take such measures as are necessary to complete such Work or remedy such deficiencies.

14.07 *Final Payment*

A. Application for Payment

1. After Contractor has, in the opinion of Engineer, satisfactorily completed all corrections identified during the final inspection and has delivered, in accordance with the Contract Documents, all maintenance and operating instructions, schedules, guarantees, bonds, certificates or other evidence of insurance certificates of inspection, marked-up record documents (as provided in Paragraph 6.12), and other documents, Contractor may make application for final payment following the procedure for progress payments.

2. The final Application for Payment shall be accompanied (except as previously delivered) by:

a. all documentation called for in the Contract Documents, including but not limited to the evidence of insurance required by Paragraph 5.04.B.7;

b. consent of the surety, if any, to final payment;

c. a list of all Claims against Owner that Contractor believes are unsettled; and

d. complete and legally effective releases or waivers (satisfactory to Owner) of all Lien rights arising out of or Liens filed in connection with the Work.

3. In lieu of the releases or waivers of Liens specified in Paragraph 14.07.A.2 and as approved by Owner, Contractor may furnish receipts or releases in full and an affidavit of Contractor that: (i) the releases and receipts include all labor, services, material, and equipment for which a Lien could be filed; and (ii) all payrolls, material and equipment bills, and other indebtedness connected with the Work for which Owner or Owner's property might in any way be responsible have been paid or otherwise satisfied. If any Subcontractor or Supplier fails to furnish such a release or receipt in full, Contractor may furnish a bond or other collateral satisfactory to Owner to indemnify Owner against any Lien.

B. *Engineer's Review of Application and Acceptance*

1. If, on the basis of Engineer's observation of the Work during construction and final inspection, and Engineer's review of the final Application for Payment and accompanying documentation as required by the Contract Documents, Engineer is satisfied that the Work has been completed and Contractor's other obligations

Copyright © 2002 National Society of Professional Engineers for EJCDC. All rights reserved.

under the Contract Documents have been fulfilled, Engineer will, within ten days after receipt of the final Application for Payment, indicate in writing Engineer's recommendation of payment and present the Application for Payment to Owner for payment. At the same time Engineer will also give written notice to Owner and Contractor that the Work is acceptable subject to the provisions of Paragraph 14.09. Otherwise, Engineer will return the Application for Payment to Contractor, indicating in writing the reasons for refusing to recommend final payment, in which case Contractor shall make the necessary corrections and resubmit the Application for Payment.

C. Payment Becomes Due

1. Thirty days after the presentation to Owner of the Application for Payment and accompanying documentation, the amount recommended by Engineer, less any sum Owner is entitled to set off against Engineer's recommendation, including but not limited to liquidated damages, will become due and , will be paid by Owner to Contractor.

14.08 *Final Completion Delayed*

A. If, through no fault of Contractor, final completion of the Work is significantly delayed, and if Engineer so confirms, Owner shall, upon receipt of Contractor's final Application for Payment (for Work fully completed and accepted) and recommendation of Engineer, and without terminating the Contract, make payment of the balance due for that portion of the Work fully completed and accepted. If the remaining balance to be held by Owner for Work not fully completed or corrected is less than the retainage stipulated in the Agreement, and if bonds have been furnished as required in Paragraph 5.01, the written consent of the surety to the payment of the balance due for that portion of the Work fully completed and accepted shall be submitted by Contractor to Engineer with the Application for such payment. Such payment shall be made under the terms and conditions governing final payment, except that it shall not constitute a waiver of Claims.

14.09 *Waiver of Claims*

A. The making and acceptance of final payment will constitute:

1. a waiver of all Claims by Owner against Contractor, except Claims arising from unsettled Liens, from defective Work appearing after final inspection pursuant to Paragraph 14.06, from failure to comply with the Contract Documents or the terms of any special guarantees specified therein, or from Contractor's continuing obligations under the Contract Documents; and

2. a waiver of all Claims by Contractor against Owner other than those previously made in accordance with the requirements herein and expressly acknowledged by Owner in writing as still unsettled.

ARTICLE 15 - SUSPENSION OF WORK AND TERMINATION

15.01 *Owner May Suspend Work*

A. At any time and without cause, Owner may suspend the Work or any portion thereof for a period of not more than 90 consecutive days by notice in writing to Contractor and Engineer which will fix the date on which Work will be resumed. Contractor shall resume the Work on the date so fixed. Contractor shall be granted an adjustment in the Contract Price or an extension of the Contract Times, or both, directly attributable to any such suspension if Contractor makes a Claim therefor as provided in Paragraph 10.05.

15.02 *Owner May Terminate for Cause*

A. The occurrence of any one or more of the following events will justify termination for cause:

1. Contractor's persistent failure to perform the Work in accordance with the Contract Documents (including, but not limited to, failure to supply sufficient skilled workers or suitable materials or equipment or failure to adhere to the Progress Schedule established under Paragraph 2.07 as adjusted from time to time pursuant to Paragraph 6.04);

2. Contractor's disregard of Laws or Regulations of any public body having jurisdiction;

3. Contractor's disregard of the authority of Engineer; or

4. Contractor's violation in any substantial way of any provisions of the Contract Documents.

B. If one or more of the events identified in Paragraph 15.02.A occur, Owner may, after giving Contractor (and surety) seven days written notice of its intent to terminate the services of Contractor:

1. exclude Contractor from the Site, and take possession of the Work and of all Contractor's tools, appliances, construction equipment, and machinery at the Site, and use the same to the full extent they could be used by Contractor (without liability to Contractor for trespass or conversion),

2. incorporate in the Work all materials and equipment stored at the Site or for which Owner has paid Contractor but which are stored elsewhere, and

Copyright © 2002 National Society of Professional Engineers for EJCDC. All rights reserved.

3. complete the Work as Owner may deem expedient.

C. If Owner proceeds as provided in Paragraph 15.02.B, Contractor shall not be entitled to receive any further payment until the Work is completed. If the unpaid balance of the Contract Price exceeds all claims, costs, losses, and damages (including but not limited to all fees and charges of engineers, architects, attorneys, and other professionals and all court or arbitration or other dispute resolution costs) sustained by Owner arising out of or relating to completing the Work, such excess will be paid to Contractor. If such claims, costs, losses, and damages exceed such unpaid balance, Contractor shall pay the difference to Owner. Such claims, costs, losses, and damages incurred by Owner will be reviewed by Engineer as to their reasonableness and, when so approved by Engineer, incorporated in a Change Order. When exercising any rights or remedies under this Paragraph Owner shall not be required to obtain the lowest price for the Work performed.

D. Notwithstanding Paragraphs 15.02.B and 15.02.C, Contractor's services will not be terminated if Contractor begins within seven days of receipt of notice of intent to terminate to correct its failure to perform and proceeds diligently to cure such failure within no more than 30 days of receipt of said notice.

E. Where Contractor's services have been so terminated by Owner, the termination will not affect any rights or remedies of Owner against Contractor then existing or which may thereafter accrue. Any retention or payment of moneys due Contractor by Owner will not release Contractor from liability.

F. If and to the extent that Contractor has provided a performance bond under the provisions of Paragraph 5.01.A, the termination procedures of that bond shall supersede the provisions of Paragraphs 15.02.B, and 15.02.C.

15.03 *Owner May Terminate For Convenience*

A. Upon seven days written notice to Contractor and Engineer, Owner may, without cause and without prejudice to any other right or remedy of Owner, terminate the Contract. In such case, Contractor shall be paid for (without duplication of any items):

1. completed and acceptable Work executed in accordance with the Contract Documents prior to the effective date of termination, including fair and reasonable sums for overhead and profit on such Work;

2. expenses sustained prior to the effective date of termination in performing services and furnishing labor, materials, or equipment as required by the Contract Documents in connection with uncompleted Work, plus fair and reasonable sums for overhead and profit on such expenses;

3. all claims, costs, losses, and damages (including but not limited to all fees and charges of engineers, architects, attorneys, and other professionals and all court or arbitration or other dispute resolution costs) incurred in settlement of terminated contracts with Subcontractors, Suppliers, and others; and

4. reasonable expenses directly attributable to termination.

B. Contractor shall not be paid on account of loss of anticipated profits or revenue or other economic loss arising out of or resulting from such termination.

15.04 *Contractor May Stop Work or Terminate*

A. If, through no act or fault of Contractor, (i) the Work is suspended for more than 90 consecutive days by Owner or under an order of court or other public authority, or (ii) Engineer fails to act on any Application for Payment within 30 days after it is submitted, or (iii) Owner fails for 30 days to pay Contractor any sum finally determined to be due, then Contractor may, upon seven days written notice to Owner and Engineer, and provided Owner or Engineer do not remedy such suspension or failure within that time, terminate the Contract and recover from Owner payment on the same terms as provided in Paragraph 15.03.

B. In lieu of terminating the Contract and without prejudice to any other right or remedy, if Engineer has failed to act on an Application for Payment within 30 days after it is submitted, or Owner has failed for 30 days to pay Contractor any sum finally determined to be due, Contractor may, seven days after written notice to Owner and Engineer, stop the Work until payment is made of all such amounts due Contractor, including interest thereon. The provisions of this Paragraph 15.04 are not intended to preclude Contractor from making a Claim under Paragraph 10.05 for an adjustment in Contract Price or Contract Times or otherwise for expenses or damage directly attributable to Contractor's stopping the Work as permitted by this Paragraph.

ARTICLE 16 - DISPUTE RESOLUTION

16.01 *Methods and Procedures*

A. Either Owner or Contractor may request mediation of any Claim submitted to Engineer for a decision under Paragraph 10.05 before such decision becomes final and binding. The mediation will be

Copyright © 2002 National Society of Professional Engineers for EJCDC. All rights reserved.

governed by the Construction Industry Mediation Rules of the American Arbitration Association in effect as of the Effective Date of the Agreement. The request for mediation shall be submitted in writing to the American Arbitration Association and the other party to the Contract. Timely submission of the request shall stay the effect of Paragraph 10.05.E.

B. Owner and Contractor shall participate in the mediation process in good faith. The process shall be concluded within 60 days of filing of the request. The date of termination of the mediation shall be determined by application of the mediation rules referenced above.

C. If the Claim is not resolved by mediation, Engineer's action under Paragraph 10.05.C or a denial pursuant to Paragraphs 10.05.C.3 or 10.05.D shall become final and binding 30 days after termination of the mediation unless, within that time period, Owner or Contractor:

1. elects in writing to invoke any dispute resolution process provided for in the Supplementary Conditions, or

2. agrees with the other party to submit the Claim to another dispute resolution process, or

3. gives written notice to the other party of their intent to submit the Claim to a court of competent jurisdiction.

ARTICLE 17 - MISCELLANEOUS

17.01 *Giving Notice*

A. Whenever any provision of the Contract Documents requires the giving of written notice, it will be deemed to have been validly given if:

1. delivered in person to the individual or to a member of the firm or to an officer of the corporation for whom it is intended, or

2. delivered at or sent by registered or certified mail, postage prepaid, to the last business address known to the giver of the notice.

17.02 *Computation of Times*

A. When any period of time is referred to in the Contract Documents by days, it will be computed to exclude the first and include the last day of such period. If the last day of any such period falls on a Saturday or Sunday or on a day made a legal holiday by the law of the applicable jurisdiction, such day will be omitted from the computation.

17.03 *Cumulative Remedies*

A. The duties and obligations imposed by these General Conditions and the rights and remedies available hereunder to the parties hereto are in addition to, and are not to be construed in any way as a limitation of, any rights and remedies available to any or all of them which are otherwise imposed or available by Laws or Regulations, by special warranty or guarantee, or by other provisions of the Contract Documents. The provisions of this Paragraph will be as effective as if repeated specifically in the Contract Documents in connection with each particular duty, obligation, right, and remedy to which they apply.

17.04 *Survival of Obligations*

A. All representations, indemnifications, warranties, and guarantees made in, required by, or given in accordance with the Contract Documents, as well as all continuing obligations indicated in the Contract Documents, will survive final payment, completion, and acceptance of the Work or termination or completion of the Contract or termination of the services of Contractor.

17.05 *Controlling Law*

A. This Contract is to be governed by the law of the state in which the Project is located.

17.06 *Headings*

A. Article and paragraph headings are inserted for convenience only and do not constitute parts of these General Conditions.

Copyright © 2002 National Society of Professional Engineers for EJCDC. All rights reserved.

SUPPLEMENTARY CONDITIONS

CONTENTS

1. Definitions 00800-2
2. Commencement of Contract Time: Notice to Proceed 00800-2
3. Before Starting Construction 00800-2
4. Preconstruction Conference 00800-2
5. Subsurface and Physical Conditions 00800-2
6. Insurance Requirements 00800-3
7. Contractor's Responsibilities 00800-5
8. Record Documents 00800-5
9. Limitations on ENGINEER'S Responsibilities 00800-5
10. Change of Contract Time 00800-5
11. Payments to CONTRACTOR 00800-6
12. List of Contract Drawings 00800-7
13. Liquidated and Special Damages 00800-7
14. Suspension of Work and Termination 00800-7

SUPPLEMENTARY CONDITIONS

1. Definitions

   A. The definition of "Technical Specifications" shall be the same as the definition for Specifications stated in Paragraph 1.01 under item number 43 of the General Conditions.

   B. Delete Paragraph 1.01.A.12 of the General Conditions in its' entirety.

   C. In Paragraph 1.01A.52 delete the following words, "or responding to differing or unseen subsurface or physical conditions under which the work is to be performed or to emergencies."

2. Commencement of Contract Time: Notice to Proceed

   The commencement of Contract Time, as stated in Item 2.03 of the General Conditions is changed to read The Contract Time will commence to run within the sixtieth day after the Effective Date of the Agreement, or, if a Notice to Proceed is given, on the day indicated in the Notice to Proceed; but in no event shall the Contract Time commence to run later than the sixtieth day after the Effective Date of the Agreement.

   Notice to Proceed may be given at any time within sixty days after the Effective Date of the Agreement. Refer to Item 21 of the Instructions to Bidders regarding execution of the Contract.

3. Before Starting Construction

   In addition to the requirements of Paragraph 2.05 of the General Conditions, "**CONTRACTOR** shall deliver to the **OWNER**, with his signed Contract, all bonds and insurance which he is required to purchase and maintain in accordance with Article 5 of the General Conditions. A copy shall also be submitted to the **ENGINEER**. The **OWNER** shall deliver to the **CONTRACTOR** a copy of all policies of insurance which the **OWNER** is required to purchase and maintain in accordance with Article 5 of the General Conditions."

4. Preconstruction Conference

   The time period for holding the preconstruction conference as stated in Paragraph 2.06 of the General Conditions shall be within 30 days after the Effective date of the Agreement, but before the **CONTRACTOR** starts the Work at the site.

5. Subsurface and Physical Conditions

   Paragraphs 4.02 and 4.03 shall be deleted in its' entirety and replaced with the following:

DIFFERING SITE CONDITIONS PROVISION:

Execution of this Contract (Agreement) by the Contractor is a representation that the Contractor has visited the site, that general and local conditions are suitable for the work to be performed and that the Contractor accepts all conditions at the Project site. The Contractor assumes all risks with respect to the requirements of the Contract Documents, including without limitation the characteristics (natural and manmade) of the site, site accessibility, labor rates and availability, weather conditions, and any other matter that could affect the performance and cost of the work.

6. Insurance Requirements

A. Paragraphs 5.05 and 5.06 shall be deleted in their entirety.

B. Paragraphs 5.07.B, 5.07.B.1 and 5.07.B.2 shall be deleted in their entirety.

C. In addition to the requirements of Article 5 of the General Conditions, insurance coverage specified herein constitutes the minimum requirements and said requirements shall in no way lessen or limit the liability of the **CONTRACTOR** under the terms of the Contract. The **CONTRACTOR** shall procure and maintain at his own expense any additional kinds and amounts of insurance that, in his own judgment, may be necessary for his proper protection in the prosecution of the Work.

1. The **CONTRACTOR** shall carry insurance as prescribed herein and all policies shall be with companies satisfactory to the **OWNER**. If a part of this Contract is sublet, the **CONTRACTOR** shall require each Subcontractor to carry insurance of the same kinds and in like amounts as carried by the **CONTRACTOR**, including all additional insureds and waivers of subrogation.
2. Certificates of insurance shall state that 30 days written notice will be given to the **OWNER** before the policy is canceled or changed. No **CONTRACTOR** or Subcontractor will be allowed to start any construction work on this Contract until certificates of all insurance required herein and all coverage requirements specified in contract documents are filed with and approved by the **OWNER.** The certificates shall show the type, amount, class of operations covered, effective dates and the dates of expiration of policies.
3. The **CONTRACTOR** shall secure and maintain in effect for the period of the **CONTRACT** and pay all premiums for the following kinds and amounts of insurance:
   a. Worker’s Compensation and Employer's Liability Insurance: This insurance shall protect the **CONTRACTOR** against all claims under applicable State Worker's Compensation Laws. The **CONTRACTOR** shall also be protected and shall cause each Subcontractor to be protected against claims for injury, disease, or death of employees, which for any reason, may not fall within the provisions of a Worker's Compensation Law. The liability limits shall not be less than the required statutory limits for Worker's Compensation and Employer's Liability limits in the amount of THREE MILLION DOLLARS ($3,000,000.00). **CONTRACTOR** and subcontractors shall supply **OWNER** endorsements from their carriers evidencing waiver of subrogation in favor of the **OWNER.**

b. **CONTRACTOR'S** and Subcontractor's Comprehensive General Liability Insurance, including bodily injury, property damage, contractual and other standard coverage contained in Comprehensive General Liability Insurance, in an amount of not less than FIVE MILLION DOLLARS ($5,000,000) per occurrence and aggregate. **OWNER** shall be provided an endorsement naming the **OWNER** as an insured from the insurer for the work contracted. The Comprehensive General Liability policies carried by both the **CONTRACTOR** and the Subcontractors shall contain an endorsement to include the coverage of the following hazards:

   i. Explosion, collapse, and underground property damage to include any damage or destruction of property below the surface of the ground, such as wires, conduits, pipes, mains, sewers, etc., caused by the **CONTRACTOR'S** operations.

   ii. The collapse of and structural injury to any building, structure or property on or adjacent to the **OWNER'S** premises or right-of-way caused by the **CONTRACTOR'S** operations in the removal of other buildings, structures, or supports, or by excavation below the surface of the ground.

   iii. Contractual Liability Coverage for the Hold Harmless segments of the Contract Documents.

c. CONTRACTOR'S Contingent or Protective Liability and Property Damage: In case part of this Contract is sublet, the **CONTRACTOR** shall secure contingent or protective liability and property damage insurance to protect the **CONTRACTOR** from any and all claims arising from the operation of Subcontractors in the execution of Work included in the Contract. In no case shall the amount of such protection be less than the limits of $500,000/$3,000,000 for Public Liability Insurance and $500,000/$3,000,000 for Property Damage Insurance. The coverage in each case shall be acceptable to the **OWNER.**

d. Auto Liability: The **CONTRACTOR** shall maintain Auto Liability Insurance in the amount of not less than ONE MILLION DOLLARS ($1,000,000) Combined Single Limit to protect him from any and all claims arising from the use of the following:

   i. **CONTRACTOR'S** own automobiles and trucks.

   ii. Hired and non-owned automobiles and trucks.

   iii. Automobiles and trucks owned by Subcontractors.

   The aforementioned is to cover use of automobiles and trucks on and off the site of the Project. The **OWNER** shall be provided an endorsement from the insurer naming the **OWNER** as an insured for the work contracted.

e. OWNER'S Protective Liability Policy: The **CONTRACTOR** shall maintain **OWNER'S** Protective Liability Insurance with the **OWNER** as the named insured, and the **ENGINEER**, and their servants, agents and employees as additional insureds, in an amount not less than THREE MILLION DOLLARS ($3,000,000).

f. Umbrella Liability: The **CONTRACTOR** shall provide **OWNER** a certificate of insurance evidencing Umbrella Liability Insurance in the amount of not less than FIVE MILLION DOLLARS ($5,000,000).

g. Builder's Risk and Boiler and Machinery Insurance: The **CONTRACTOR** shall purchase and maintain Builder's Risk and Boiler and Machinery Insurance in the amount of the total value of the materials necessary for the project. A certificate evidencing such coverage shall be on file with the **OWNER.**

h. Property Insurance: No property insurance is required for this project.

7. Contractor's Responsibilities

Delete Paragraph 6.02.B in its entirety.

8. Record Documents

In addition to the requirements of Paragraph 6.12 of the General Conditions, **CONTRACTOR** shall provide accurate 'mark-ups' acceptable to the **ENGINEER** on or before the date of Substantial Completion of the Project for use by the **ENGINEER** in the preparation of 'record' drawings. Final payment will not be made to the **CONTRACTOR** prior to the **ENGINEER** receiving these mark-ups from the **CONTRACTOR**.

9. Limitations on ENGINEER'S Responsibilities

In addition to the requirements of Paragraph 9.09.B, when it comes to his attention, the **ENGINEER** will immediately notify the **OWNER** in the event that the **CONTRACTOR** is not complying with the Contract Documents or is conducting the Work in such a manner that could be considered grounds for termination of the Contract. The **CONTRACTOR** shall retain responsibility for performing all Work in compliance with the Contract Documents.

The following language shall be added to Paragraph 9.09.B:

"Consistent with the express provisions of this Section 00700, Article 6.13, Article 6.17.D.2, Article 9.02.B, Article 9.09, this Article 9.09.B, and Article 14.02.B.4.b, any reference to "safety" elsewhere in this contract, including but not limited to those found in Section 00700, Articles 4.02.B.1, 4.04.A.2.d, 4.04.B.1, 4.06.B.1, 6.02.B, 6.14, 6.15, 6.16, 6.17.C.1.c, and 13.02.A, does not impose upon the Engineer any duty, obligation or other contractual undertaking to administer the "safety" aspects of Contractor's performance, or any other matter relating to the Contractor's means, methods, techniques, sequences or procedures. Contractor's contractual safety obligations and means and methods during construction are the sole responsibility of the Contractor and are not being administered, overseen or reviewed in any way by the Engineer in performing its contractual obligations"

10. Change of the Contract Time

In addition to the requirements of Paragraph 12.03 of the General Conditions, rainstorms which are encountered in the project area on a regular and seasonal basis do not constitute an abnormal weather condition.

11. Payments to **CONTRACTOR**

Paragraph 14.02, Application for Payments, is deleted in its' entirety and the following substituted therefore:

A. Monthly Estimates and Partial Payments: The **CONTRACTOR'S** partial payment period shall end on the last day of each month. The **CONTRACTOR** shall submit acceptable Application for Payment to the **ENGINEER** by the date indicated on the payment schedule as supplied to **CONTRACTOR** by **ENGINEER** provided that the amount due on completed work is at least $500.00. The partial payment request shall be filled out and signed by the **CONTRACTOR** covering the work completed as of the date of the request and accompanied by such supporting documentation as is required by the Contract Documents and also as the **ENGINEER** may reasonably require. At the discretion of the **OWNER**, the **ENGINEER** may be authorized to include in any monthly estimate advances covering approximately 95 percent of the value of unused materials delivered and stored on the site of the work. If payment is requested on the basis of materials and equipment not incorporated in the Work but delivered and suitably stored at the site, the Application for Payment shall also be accompanied by such data, satisfactory to **OWNER**, as will establish **OWNER'S** title to the material and equipment and protect **OWNER'S** title to the material and equipment and protect **OWNER'S** interest therein, including applicable insurance. Each subsequent Application for Payment shall include an affidavit of **CONTRACTOR** stating that all previous progress payments received on account of the Work have been applied to discharge in full all of **CONTRACTOR'S** obligations reflected in prior Applications for Payment.

B. After each monthly estimate has been approved, the **OWNER** shall pay to the **CONTRACTOR** 95 percent of the amount of said estimate. From the total value of each estimate there will be deducted an amount equivalent to 5 percent of the whole as a retainage to be held by the **OWNER**. The monthly estimates will be approximate only and subject to correction in any subsequent estimate rendered following discovery of the error. At the discretion of the **OWNER**, the **ENGINEER** may be authorized to include any monthly advances covering approximately 95 percent of the value of unused materials delivered and stored on the site of the work.

C. Subsequent to discovery of any defective or questionable work, an amount equal to the estimated value of such work will be deducted from the next current estimate. The sum will not be included in a subsequent estimate until the defects have been remedied to the **ENGINEER'S** satisfaction.

D. The **OWNER** reserves the right to withhold payment of any monthly estimate that becomes due if, in the opinion of the **OWNER'S** Attorney, such action is warranted because of any breach of the Contract Provisions or malfeasance on the part of the **CONTRACTOR** or because the progress or the quality of the work is unsatisfactory and does not comply with the Plans and Specifications.

Paragraph 14.02.C of the General Conditions is modified to read "60 days after presentation of the Application for Payment to **OWNER** with **ENGINEER'S** recommendation, the amount recommended will (subject to the provisions of Paragraph 14.02.D) become due, and when due will be paid by **OWNER** to **CONTRACTOR**."

Paragraph 14.07.C of the General Conditions is modified to read, "If the Application and accompanying documentation are appropriate as to form and substance, **OWNER** shall, within 60 days after receipt thereof, pay **CONTRACTOR** the amount recommended by **ENGINEER**."

Delete Paragraph 14.09.A.2 in its entirety.

12. List of Contract Drawings: Not Used.

13. Liquidated and Special Damages

The **CONTRACTOR** will be subject to liquidated damages and actual damages in the amount of the actual costs incurred by the Owner after the time stipulated for Substantial Completion of the work. The **CONTRACTOR** will be subject to liquidated damages in the amount of **$300** for each consecutive calendar day after the time stipulated for Final Completion of the work.

The liquidated damages provided for herein were not calculated in contemplation or anticipation that the **CONTRACTOR** would default or otherwise abandon the project. In the event the **CONTRACTOR** does default or otherwise abandon the project, the **OWNER** reserves the right to collect from the **CONTRACTOR** or its surety, in addition to the liquidated damages, the actual damages including, but not limited to, additional engineering costs, incurred by the **OWNER** as a result of the default or abandonment.

14. Suspension of Work and Termination

In Paragraph 15.04.A delete the following words: "or Engineer fails to act on any Application for Payment within thirty days, after it is submitted" and add the words "if the". In Paragraph 15.04.B delete the following words: "if Engineer has failed to act on an Application for Payment within thirty days after it is submitted" and add the words "if the".

*** * END OF SECTION * ***

SECTION 01010

SUMMARY OF WORK

PART 1 GENERAL

1.01 Location of Work

All of the work of this Contract is located in public right-of-way or on easements and property owned or obtained by the Owner.

1.02 Work to be Done

A. The CONTRACTOR shall furnish all labor, materials, equipment, tools, services and incidentals to complete all work required by these Specifications and as shown on the Drawings.

B. The CONTRACTOR shall perform the work complete, in place, and ready for continuous service, and shall include repairs, testing, permits, cleanup, replacements and restoration required as a result of damages caused during this construction.

C. All materials, equipment, skills, tools and labor which are reasonably and properly inferable and necessary for the proper completion of the work in a substantial manner and in compliance with the requirements stated or implied by these Specifications or Drawings shall be furnished and installed by the CONTRACTOR without additional compensation, whether specifically indicated in the Contract Documents or not.

D. The CONTRACTOR shall comply with all county, state, federal, and other codes which are applicable to the proposed construction work.

1.03 General Description of Work to be Performed

A. The Work included in the Contract shall be as described in the Contract Documents.

B. All work shall be done as described in the Specifications and as shown on the Drawings, complete, tested and ready for operation.

1.04 Work Sequence

A. All work to be done under the Contract shall be done with minimum inconvenience to the OWNER. The CONTRACTOR shall coordinate his work with private property owners such that existing drainage, water service, sewer service and garbage pickup and other public services are maintained at all times.

B. Construct Work in stages to accommodate the OWNER'S use of the premises during the construction period; coordinate the construction schedule and operations with the ENGINEER.

C. Construct the Work in stages to provide for public convenience. Do not close off public

access until completion of one stage of construction will provide alternative usage.

1.05 Construction Areas

A. CONTRACTOR shall limit his use of the construction areas for Work and for storage, to allow for:
   1. Work by other contractors.
   2. OWNER use.
   3. Public use.

B. Coordinate use of work site under direction of ENGINEER.

C. Assume full responsibility for the protection, security and safekeeping of products under this Contract stored on the site.

D. Move any stored products, under CONTRACTOR'S control which interfere with operations of the OWNER or other contractors.

E. Obtain and pay for the use of additional storage or work areas needed for operations.

1.06 Owner Occupancy

A. OWNER will have full access to and use of all existing sewer facilities during the entire period of construction for the conduct of his normal operations. Cooperate with ENGINEER in all construction operations to minimize conflict and to facilitate OWNER usage.

B. CONTRACTOR shall at all times conduct his operations as to insure the least inconvenience to the general public.

1.07 Partial Owner Occupancy

The CONTRACTOR shall schedule his operations for completion of portions of the Work, as designated, for the OWNER'S occupancy prior to Substantial Completion of the entire Work.

1.08 Plans and Specifications

A. Specifications: The Technical Specifications consist of three parts: General, Products, and Execution. The General section contains general requirements which govern the work. The Products and Execution sections modify and supplement these by detailed requirements of the work and shall always govern whenever there appears to be a conflict.

B. Intent:
   1. All work called for in the Specifications applicable to the Contract but not shown on the Plans in their present form or vice versa shall be of like effect as if shown or mentioned in both. Work not specified in either the Plans or in the Specifications but involved in carrying out their intent or in the complete and proper execution of the work is required and shall be performed by the CONTRACTOR as though it were specifically delineated or described at the CONTRACTOR'S expense.
   2. The apparent silence of the Specifications as to any detail, or the apparent omission

from them of a detailed description concerning any work to be done and materials to be furnished, shall be regarded as meaning that only the best general practice is to prevail and that only material and workmanship of the best quality is to be used, and interpretation of these Specifications shall be made upon that basis.

C. Conflict between Drawings and Specifications. Where an obvious conflict exists between the Plans and Specifications, the ENGINEER shall decide which governs and the CONTRACTOR shall comply with the decision. Such decision shall not be grounds for additional payment to the CONTRACTOR, i.e., the CONTRACTOR shall include the price of the most expensive alternative in his bid.

PART 2 PRODUCTS (NOT USED)

PART 3 EXECUTION (NOT USED)

**** END OF SECTION ****

SECTION 01025

MEASUREMENT AND PAYMENT

PART 1 GENERAL

1.01 Description

A. CONTRACTOR shall furnish all labor, materials, tools, equipment, appurtenances and all services necessary to perform all Work required, at the lump sum or unit prices for the items listed herein.

B. The items listed below beginning with Article 1.04, refer to and are the same pay items listed in the Proposal. They constitute all of the pay items for the completion of the Contract. No direct or separate payment will be made for providing miscellaneous temporary or accessory works, plant, services, CONTRACTOR'S or ENGINEER'S field offices, layout surveys, job signs, sanitary requirements, testing, safety devices, approval and record drawings, water supplies, power, removal of waste, watchmen, bonds, insurance, taxes and all other requirements of the Contract Documents. Compensation for all such services, things and materials shall be included in the prices stipulated for the lump sum and unit pay items listed herein.

1.02 Engineer's Estimate of Quantities

The ENGINEER's estimated quantities for unit bid prices, as listed in the Bid Form, are approximate only and are included solely for the purpose of comparison of Bids. The OWNER does not expressly or by implication agree that the nature of the materials encountered below the surface of the ground or the actual quantities of material encountered or required will correspond therewith and reserves the right to increase or decrease any quantity or to eliminate any quantity as OWNER may deem necessary.

1.03 Related Provisions Specified Elsewhere

A. Payments to CONTRACTOR: Refer to General Conditions Article 14 and Supplemental Conditions Item 11.

B. Changes in Contract Price: General Conditions, Article 12 and Contract Forms.

C. Schedule of Values: Section 01026.

1.04 Base Bid

A. Item 1.0 – Mobilization:
Description, Measurement and Payment: The lump sum payment for this item will be full compensation for providing all initial services, bonds, insurance, temporary facilities and required job mobilization to commence the Work as specified and the removal of all on-site facilities upon completion of the work. Bonds and mobilization item will be paid at a percentage rate equal to the percentage rate complete for remaining bid items.

B. Item 2.0 – Site Work:

1. Description: This item includes all general site work associated with the construction of the project including, but not limited to, the following:
   a. Clearing and grubbing construction limits.
   b. Removal of pipe
   c. Tree protection.
   d. Adjustment of water valves, manholes, etc. as required
   e. Coordination and costs associated with adjustment or maintenance of existing utilities.
   f. Protection of exposed building after demolition is complete
   g. All other site work, demolition, removal and disposal items related to the execution of the project but not specifically designated herein.
   h. All testing of materials
   i. Construction staking as specified and including earthwork quantity calculations for applicable pay items.
   j. Temporary facilities
2. Measurement and Payment: The lump sum payment for this pay item will be full compensation for providing all Site work for completion of the project as shown on the Drawings and specified under Division 1 through 16 and not specifically included under other items.

C. Item 3.0 – Building Demolition

1. Description: This item shall include all labor, materials, equipment and incidentals required for complete demolition of the facilities and supporting systems as specified and indicated in the contract documents.
2. Measurement and Payment: The lump sum payment for this pay item will be full compensation for complete demolition of the facilities and supporting systems for completion of the project.

D. Item 4.0 – Borrow Excavation, FME, AH

1. Description: This item shall include all labor, materials, equipment and incidentals required for furnishing, placing, and compacting borrow material as specified and indicated in the drawings. The quantity for borrow material shall be measured FME (final measure embankment).
2. Measurement and Payment: This item shall be paid for at the unit price indicated in the Prices Bid Table per cubic yard (FME) of material installed and accepted.

E. Item 5.0 – Grassing

1. Description: This item shall include all labor, materials, equipment and incidentals required for furnishing and placing topsoil, soil preparation, fertilizer, seeds, sod, watering, and mowing as specified and indicated in the contract documents.
2. Measurement and Payment: This item shall be paid for at the unit price indicated in the Prices Bid Table per square yard of grassing installed and accepted.

F. Item 6.0 – Disposal of Asbestos Material

1. Description: This item shall include all labor, materials, equipment and incidentals required for removal, disposal, permitting, transporting, testing, and disposal cost.
2. Measurement and Payment: This item shall be paid for at the unit price indicated in the Prices Bid Table per ton of material removed.

G. Item 7.0 – Concrete Sidewalk

1. Description: This item shall include all labor, materials, equipment and incidentals required for installation of concrete sidewalk as shown and specified including, but not limited to fine grading, formwork, joints, sealants, curing, finishing, concrete with poly-fiber reinforcement, etc.
2. Measurement and Payment: This item shall be paid for at the unit price indicated in the Prices Bid Table per square yard of concrete installed and accepted.

H. Item 8.0 – Erosion Control:

1. Description: This item shall include all labor, materials, equipment and incidentals required for installation and maintenance of erosion control measures throughout the duration of the project. Erosion control measures shall be removed prior to completion of the project.
2. Measurement and Payment: The lump sum payment for this pay item will be full compensation for installation of the erosion control for this project.

I. Item 9.0 – Drainage Inlet

1. Description: This item shall include all labor, materials, equipment and incidentals required for installation of concrete inlet as shown and specified including, but not limited to structure excavation, formwork, concrete, reinforcement, castings/gratings, backfill, etc.
2. Measurement and Payment: This item shall be paid for at the unit price indicated in the Prices Bid Table per each inlet installed and accepted.

J. Item 10.0 – 18” Reinforced Concrete Pipe:

1. Description: This Item shall include furnishing all labor, materials, equipment and incidentals necessary for installing all pipe, fittings, bracing, dewatering, select bedding, select backfill, structure excavation and related items not specifically covered under other pay items.
2. Measurement and Payment: Pipe shall be measured per linear foot as installed and accepted. Length shall be determined by the measured horizontal distance.

K. Item 11.0 – Removal of Concrete Pavement, All Types, All Depths

1. Description: This item shall include all labor, materials, equipment and incidentals required for removal of concrete pavement as indicated in the contract documents. This item also includes saw cutting all depths of concrete pavements.
2. Measurement and Payment: This item shall be paid for at the unit price indicated in the Prices Bid Table per square yard of concrete pavement removed.

L. Item 12.0 – Electrical System Modification

1. Description: This item shall include all labor, materials, equipment and incidentals required for installation of the electrical system modifications as specified and indicated in the contract documents.
2. Measurement and Payment: This lump sum payment will be full compensation for installation of the electrical system for this project.

M. Item 13.0 – Building Re-construction

1. Description: This item shall include all labor, materials, equipment and incidentals required for the re-construction of the building components as specified and indicated in the contract documents.
2. Measurement and Payment: This lump sum payment will be full compensation for installation of the electrical system for this project.

N. Item 14.0 – Construction Fencing:

1. Description and Measurement: This item shall include all labor, materials, equipment and incidentals for installing 6-foot chain link fence as shown on the plans. The measurement shall be made per linear foot installed and accepted as indicated on the Drawings. Chain Link fence shall be removed and salvaged to the City at the Completion of the Project.
2. Measurement and Payment: This item shall be paid for at the unit price indicated in the prices Bid Table per linear foot of fence installed and accepted.

PART 2 – PRODUCTS (NOT USED)

PART 3 – EXECUTIONS (NOT USED)

**** END OF SECTION ****

SECTION 01026

SCHEDULE OF VALUES

PART 1 GENERAL

1.01 Requirements Included

The Schedule of Values is an itemized list that establishes the value or cost of each part of the work as defined in Section 01025, Part 1.04. All other work shall be paid according to the Prices Bid Table. It shall be used as the basis for preparing progress payments and may be used as a basis for negotiations concerning additional work or credits which may arise during the construction. Quantities and unit prices may be included in the schedule when approved by or required by the ENGINEER.

1.02 Preparation

A. Schedule shall show breakdown of labor, materials equipment and other costs used in preparation of the Bid.

B. Costs shall be in sufficient detail to indicate separate amounts for each Section of the Specifications.

C. CONTRACTOR may include items for bond, insurance, temporary facilities and job mobilization within the mobilization bid item.

D. Schedule of Values shall be prepared on 8-1/2 inch by 11 inch white paper.

E. Use Table of Contents of the Specifications as basis for Schedule format and identify each item with number and title in the Table of Contents. List sub-items of major products or systems as appropriate or when requested by ENGINEER.

F. When requested by ENGINEER, support values with data that will substantiate their correctness.

G. The sum of the individual values shown on the Schedule of Values must equal the total Contract Price.

H. The manner in which overhead and profit are shown shall be supported by the ENGINEER.

I. Schedule shall show the purchase and delivery costs for materials and equipment that the CONTRACTOR anticipates he shall request payment for prior to their installation.

1.03 Submittal

Submit two copies of Schedule to ENGINEER for approval at least 20 days prior to submitting first application for a progress payment. After review by ENGINEER, revise and resubmit Schedule as required until it is approved.

PART 2 PRODUCTS (NOT USED)

PART 3 EXECUTION (NOT USED)

**** END OF SECTION ****

SECTION 01027

APPLICATIONS FOR PAYMENT

PART 1 GENERAL

1.01 Requirements Included

Submit Applications for Payment to the ENGINEER in accordance with the General Conditions and in the form required by the OWNER.

1.02 Format and Data Required

A. Submit applications typed with itemized Schedule of Values data typed on 8-1/2 inch x 11 inch white continuation sheets.

B. Provide detailed substantiating data on additional sheets, including paid invoices where applicable.

1.03 Preparation of Application for Progress Payments

A. Application Form:
   1. Fill in required information, including that for Change Orders executed prior to date of submittal of application.
   2. Fill in summary of dollar values to agree with respective totals indicated on continuation sheets.
   3. Execute certification with signature of a responsible officer of the CONTRACTOR.

B. Continuation Sheets:
   1. Fill in total list of all scheduled component items of work, with item number and scheduled dollar value for each item.
   2. Fill in dollar value in each column for each scheduled line item when work has been performed or products stored. Round off values to the nearest dollar or as specified for Schedule of Values.
   3. List each Change Order executed prior to date of submission by Change Order Number and description.
   4. To receive payment for materials stored on site, submit copies of the original paid invoices with the application for payment.

1.04 Substantiating Data for Progress Payments

A. Provide substantiating data containing suitable information for review of costs requested with the applications for progress reports identifying:
   1. The payment item to which the substantiating data applies.
   2. Application number and date.
   3. Detailed list of enclosures.
   4. For stored materials:
      a. Item number and identification as shown on application.

b. Description of specific material and invoice of delivered material.
c. Consolidated inventory of stored materials showing:
   (1) Materials received.
   (2) Materials used.
d. Additional stored materials may not be claimed upon reaching 75% completion of the total project.
e. Stored Materials shall be inventoried jointly prior to each pay request.

B. Submit one copy of data for each copy of application for payment.

C. The CONTRACTOR is to maintain an updated set of record drawings in accordance with Section 01720. As a prerequisite for monthly progress payments, the CONTRACTOR is to exhibit the updated record drawings for review by the OWNER and the ENGINEER.

D. Construction photographs as required by Section 01380 will be submitted with each progress payment and shall be considered a part of that payment request.

E. Updated construction schedule showing work completed and work projected by month to the completion of the project.

1.05 Preparation of Application for Final Payment

A. Fill in application form as specified for progress payments.

B. Use continuation sheet for presenting the final statement of accounting.

1.06 Submittal Procedure

A. Submit applications for payment to the ENGINEER at the times stipulated in the General Conditions.

B. Initially a pencil draft application shall be informally submitted to the ENGINEER who shall review the draft with the CONTRACTOR and make adjustments as appropriate. The CONTRACTOR shall then prepare a formal typed application using the informally approved amounts and submit three (3) complete sets to the ENGINEER.

C. When the ENGINEER finds the application properly completed and correct, as informally approved, he will transmit it to the OWNER for payment with a copy to the CONTRACTOR.

PART 2 PRODUCTS (NOT USED)

PART 3 EXECUTION (NOT USED)

**** END OF SECTION ****

SECTION 01030

SPECIAL PROJECT PROCEDURES

PART 1 GENERAL

1.01 WORKMANSHIP, MATERIAL AND EQUIPMENT

A. When a particular product is specified or called for, it is intended and shall be understood that the Contractor include those products in his bid. Should the Contractor desire to substitute products which he purports to be equal to those specified, the Contractor shall furnish information as described in Section 00700, General Conditions, The alternative products(s) submitted by the Contractor shall meet the requirements of the specifications and shall, in all respects, be equal to the products specified by name herein.

B. All apparatus, mechanism, equipment, machinery, and manufactured articles for incorporation into the Work shall be new and unused and the standard products of recognized reputable manufacturers.

1.02 PROVISIONS FOR CONTROL OF EROSION AND POLLUTANTS

Sufficient precautions shall be taken during construction to minimize the runoff of polluting substances such as silt, clay, fuels, oils, bitumens, calcium chloride, or other materials harmful to humans, fish, or other life, into the ground and surface waters of the state. Contractor will give all notices and comply with all laws, notices, ordinances, rules and regulations applicable to the work, without exception.

1.03 ON-SITE STORAGE

The Contractor's attention is invited to special storage requirements and possible charges for noncompliance of on-site storage requirements for materials and equipment as specified in Section 01600.

1.04 INCLEMENT WEATHER

A. In the event of inclement weather, or whenever Engineer shall direct, Contractor and Subcontractors will protect carefully the work and materials against damage or injury from the weathers, including sudden rises in flows due to storms outside the immediate construction zone. Damaged Work and materials shall be removed and replaced. If, in the opinion of Engineer, any portion of Work or materials shall have been damaged or injured by reason of failure on the part of the Contractor or Subcontractors to so protect the Work, no additional time for removal and replacement will be given by the Owner.

1.05 WARRANTIES

A. All work supplied under the Contract shall be warranted for a period of one (1) year or such longer period of time as may be prescribed by any special guarantee required by Change Orders or issued by Subcontractor, suppliers, or manufacturers, from the date of acceptance for operations (beneficial use) by the Owner as specified in Section 01740, Warranties and Bonds.

B. The work shall be warranted to be free from defects in workmanship, design and materials. If any part of the work should fail during warranty period, it shall be replaced or restored to service at no expense to the Owner.

1.06 CONSTRUCTION CONDITIONS

The Contractor shall strictly adhere to the specific requirements of the governmental units(s) or agency(ices) having jurisdiction over the work. Wherever there is a difference in the requirements of a jurisdictional body and these Specifications, the more stringent shall apply.

1.07 PUBLIC NUISANCE

The Contractor shall not create a public nuisance, including, but not limited to, encroachment on adjacent lands, flooding of adjacent lands, or excessive noise.

1.08 SUSPENSION OF WORK DUE TO WEATHER

During inclement weather, all work which might be damaged or rendered inferior by such weather conditions shall be suspended. The orders and decisions of the Engineer as to suspensions shall be final and binding. The authority of the Engineer to issue such an order shall not be interpreted as a requirement to do so. During suspension of the work from any cause, the work shall be suitably covered and protected so as to preserve it from injury by the weather. Notwithstanding this provision, it is understood and agreed that the General Conditions shall control.

1.09 RELOCATIONS

The Contractor shall be responsible for the relocation of structures, including, but not limited to, light poles, signs, sign poles, fences, mailboxes, piping, conduits and drains that interfere with the positioning of the work as set out on the Drawings. The cost of all such relocations shall be included in the bid.

1.10 SALVAGE

Any existing equipment or materials, including, but not limited to, valves, pipes, fittings, couplings, etc., which are removed or replaced as a result of construction under this project may be designated as salvage by the Engineer and, if so, shall be removed and delivered to the Owner at a location directed by the Engineer.

1.11 PERMITS

Upon notice of award, the Contractor shall immediately apply for all applicable permits not previously obtained by the Owner to do the work from the appropriate governmental agency or agencies. No work shall commence until all applicable permits have been obtained and copies delivered to the Engineer. The costs for obtaining all permits shall be borne by the Contractor.

1.12 HAZARDOUS LOCATION

A. The existing wet wells, manholes, sewers, force mains, pipes, and other related areas are hazardous locations in that explosive concentrations of sewage gas may be present. The Contractor is cautioned that the above areas, especially the wet well, may be deficient in oxygen. Checks shall be made by the Contractor whenever personnel are working in these areas to insure that adequate ventilation has been provided.

B. In his operations in hazardous locations, the Contractor shall use spark-proof tools and explosion-proof temporary lighting and shall not use electric power tools, open flame devices, electric welding or any device or methods which might conceivably cause ignition or explosion.

C. If a working is atmosphere is unsafe, the Contractor shall furnish, install, operate, and later remove such temporary auxiliary ventilating facilities as are necessary to provide a safe atmosphere.

D. The Contractor shall also instruct and caution his employees and the employees of his subcontractors to avoid smoking while in the hazardous areas. Suitable prominent "No Smoking" signs shall be placed at locations where sewage gas could be present.

1.13 NOTIFICATION OF WORK ON EXISTING FACILITIES

Before commencing work on any of the existing structures or equipment, the Contractor shall notify the Engineer, in writing, at least ten (10) calendar days in advance of the date he proposes to commence such work.

PART 2 PRODUCTS (NOT USED)

PART 3 EXECUTION (NOT USED)

*** * END OF SECTION * ***

SECTION 01041

PROJECT COORDINATION

PART 1 GENERAL

1.01 Work Progress

The CONTRACTOR shall furnish personnel and equipment which will be efficient, appropriate, and large enough to secure a satisfactory quality of work and a rate of progress which will insure the completion of the work within the time stipulated in the contract. If at any time such personnel appear to the ENGINEER to be inefficient, inappropriate, or insufficient for performing the quality of work required or for producing the rate of progress aforesaid, he may order the CONTRACTOR to increase the efficiency, change the character or increase the personnel and equipment, and the CONTRACTOR shall conform to such order at his own expense. Failure of the ENGINEER to give such order shall in no way relieve the CONTRACTOR of his obligations to perform the work at the specified quality and rate of progress.

1.02 Private Land

The CONTRACTOR shall not enter or occupy private land outside of the OWNER'S land, right-of-ways, or servitudes except by written permission of both the OWNER and the Owner of the private land. Such permission shall be obtained by and at the expense of the CONTRACTOR and at no additional cost to the OWNER.

1.03 Work Locations

Work shall be located substantially as indicated on the Drawings, but the Engineer reserves the right to make such modifications in locations as may be found desirable to avoid interference with existing structures or for other reasons.

1.04 Open Excavations

All open excavations shall be adequately safeguarded by providing temporary barricades, caution signs, lights and other means to prevent accidents to persons and damage to property. The CONTRACTOR shall, at his own expense, provide suitable and safe bridges and other crossings for accommodating travel by the public, OWNER'S and ENGINEER'S personnel, and workmen.

1.05 Test Pits

Test pits for the purpose of locating underground utilities or structures which may interfere with installation of the Work shall be excavated in advance of the Work and backfilled by the CONTRACTOR. Test pits shall be backfilled immediately after their purpose has been satisfied and maintained in a manner satisfactory to the ENGINEER. The costs for such test pits shall be included in the cost of the work for which the test pits benefit.

1.06 Water for Construction Purposes

A. In locations where public water supply is available, the CONTRACTOR shall purchase water for all construction purposes.

B. The CONTRACTOR shall make his own arrangements and pay all costs for connections to public water systems and for water used. Existing OWNER supplies or connections shall not be used without prior approval by OWNER.

1.07 Maintenance of Flow

The CONTRACTOR shall maintain the flow of sewers, drains, and water courses interrupted during the progress of the Work, including complete pumped bypass systems where necessary. The CONTRACTOR shall immediately remove all offensive matter. The entire procedure of maintaining existing flow shall be fully discussed with the ENGINEER well in advance of the interruption of any flow. All temporary works installed for flow maintenance shall be removed when the permanent work is finished and the areas cleaned and restored to good condition.

1.08 Protection of Construction and Equipment

A. All newly constructed work shall be carefully protected from injury in any way. No wheeling or walking or placing of heavy loads on it shall be allowed. All portions of the work injured shall be reconstructed by the CONTRACTOR at his own expense.

B. All structures shall be protected in a suitable manner. Should any parts of the structures become heaved, cracked or otherwise damaged, all such damaged portions of the work shall be completely repaired and made good by the CONTRACTOR at his own expense and to the satisfaction of the ENGINEER. If, in the final inspection of the work, any defects, faults or omissions are found, the CONTRACTOR shall cause the same to be repaired or removed and replaced by proper materials and workmanship without extra compensation for the materials and labor required. Further, the CONTRACTOR shall be fully responsible for the satisfactory maintenance and repair of the construction and other work undertaken herein for at least the guarantee period described in the contract.

C. The CONTRACTOR shall take all necessary precautions to prevent damage to any structure due to water pressure (groundwater or surface water) during and after construction and until such structure is accepted and taken over by the OWNER.

D. The CONTRACTOR is responsible for security of the site. Security of all equipment, material, tools, machinery, supplies, structures, buildings, vehicles and offices is the responsibility of the CONTRACTOR. Measures to affect job site security and limit unauthorized access, including temporary fencing, security guards, and other measures are the responsibility of the CONTRACTOR at his expense.

PART 2 PRODUCTS (NOT USED)

PART 3 EXECUTION (NOT USED)

**** END OF SECTION ****

SECTION 01041.1

UTILITIES COORDINATION

PART 1 GENERAL

1.01 UTILITIES

Utilities for the purpose of these specifications shall be considered as including, but not limited to: pipelines, conduits, cables, transmission lines and appurtenances of Public Utilities and those of Special Utility Districts, Cities or Towns, businesses or individuals solely for their own use or for use of their tenants; and storm drains, sanitary sewers, street lighting, traffic signal and fire alarm systems.

1.02 UNDERGROUND INSTALLATIONS

Existing underground pipelines and utilities are indicated on the Drawings only to the extent such information was made available to or discovered by Engineer in preparing drawings. There is no guarantee as to the accuracy or completeness of such information, and all responsibility for the accuracy and completeness thereof is expressly disclaimed by the Owner and the Engineer.

1.03 UTILITIES LOCATED IN CITY RIGHT-OF-WAY

Unless otherwise provided or excepted herein, the removal, adjusting, relocation, or replacement of utility structures or facilities within City right-of-way which may be necessary for construction of the work in accordance with these Contract Documents, shall be at the expense of the Contractor.

It shall be the Contractor's responsibility to protect and maintain those utilities which, in the opinion of the Engineer, do not need to be disturbed in order to accomplish the work required by the contract.

1.04 RELOCATIONS OF EXISTING GAS LINES, TELEPHONE LINES, ELECTRIC LINES, CABLE TV LINES AND WATER LINES

The Contractor shall notify the proper authority of the utility involved when relocation of these lines is required. The Contractor shall coordinate all work by the utility so that the progress of construction will not be hampered.

PART 2 PRODUCTS (NOT USED)

PART 3 EXECUTION

3.01 GENERAL

The Contractor, when the Notice to Proceed is received, shall notify the owners of utilities affected by the work, the approximate date upon which he will begin work, and shall submit a progress schedule of the proposed work. This shall be deemed sufficient notice if the project progresses

according to the progress schedule submitted with the notification. If changes in the schedule of the work occur, the Contractor shall appraise both the owner of the utility affected and the Engineer so that adjustments in the work schedule of utility can be made. The Contractor shall be responsible for damages to the utility facility and construction delays resulting from failure to notify the utility and the Engineer of changes in procedure or location.

3.02 PROTECTION OF EXISTING UTILITIES

A. The attention of the Contractor is drawn to the fact that during excavation, the possibility exists of the Contractor encountering various water, gas, telephone, electrical, or other utility lines not shown on the Drawings. The Contractor shall exercise extreme care before and during excavation to locate and flag these lines so as to avoid damage to the existing lines. Should damage occur to an existing line, the Contractor shall repair the line at no cost to the Owner.

B. The Contractor shall assume full responsibility for the protection of all utilities, public and private, including poles, services to buildings, gas pipes, water pipes, hydrants, sewers, drains, and electric and telephone cables, whether or not they are shown on the Drawings. The Contractor shall carefully support and protect all such utilities from injury of any kind. Any damage resulting from the Contractor's operation shall be repaired by him at his expense.

   The protection and preservation of utility facilities which are located within the right-of-way, but outside the normal limits of construction, as determined by the Engineer, shall be the responsibility of the Contractor. The Contractor shall be responsible for all damage to utilities which are due to his negligence.

C. The Contractor shall bear full responsibility for obtaining locations of all underground structures and utilities (including existing water services, drain lines, and sewer). Services to buildings shall be maintained, and all costs or charges resulting from damage thereto shall be paid by the Contractor.

D. If, in the opinion of the Engineer, permanent relocation of a utility owned by the City is required, he may direct the Contractor, in writing, to perform the work. Work so ordered will be paid for at the Contract unit prices, if applicable, or as extra work under Article 10 of the General Conditions. If relocation of a privately owned utility is required, the Contractor will notify the Utility to perform the work as expeditiously as possible. The Contractor shall fully cooperate with the County and Utility and shall have no claim for delay due to such relocation.

E. The Contractor shall notify public and private utility companies in writing at least two, but not more than five full days (excluding Saturdays, Sundays, and legal holidays) before excavating near their utilities.

3.03 UTILITIES TO BE ADJUSTED

The owners of utility facilities which require relocation, removal, adjustment or replacement shall, if possible and feasible, perform this work prior to the commencement of the Contractor's work. Where utility work must be done in conjunction with the Contractor's work on the project or in conjunction

with the work of other utilities, arrangements for when, how and where the operation is to proceed shall be worked out among the parties concerned. If disputes arise, the Engineer shall decide the course of action to be taken.

3.04 UTILITIES CONFLICTING WITH OPERATIONS

Those utility facilities which do not conflict with the improvement, but which are obstructions to the operations required for installation or which are obstructions to the operations required for installation of which present unusual difficulty due to their close proximity to the area of the operations, shall be located with certainty by the owners of the utility prior to the arrival of the Contractor's operation which would be hindered by the utility facility. The Contractor is required to preserve the utility facility in place without damage and shall be responsible for damages sustained, if the utility owner has located the facility by exposing it to the view of the Contractor or has otherwise made the Contractor aware, with certainty, of the location of the facility. Any other arrangements that the Contractor may make with a utility owner as a substitute for the requirements of this Section shall require the approval of the Engineer, in writing.

3.05 MISLOCATED UTILITIES

The owner of a utility shall be wholly responsible for the proper location of his facilities which are affected by construction work performed according to these specifications. Improperly located or mislocated facilities which are damaged during construction shall be the responsibility of the utility, providing proper notification has been given.

*** * END OF SECTION * ***

SECTION 01045

CUTTING AND PATCHING

PART 1 GENERAL

1.01 REQUIREMENTS INCLUDED

Contractor shall be responsible for all cutting, fitting and patching, including attendant excavation and backfill, required to complete the Work to include:

A. Make its several parts fit together properly.

B. Uncover portions of the Work to provide for installation of ill-timed work.

C. Remove and replace defective work.

D. Remove and replace work not conforming to requirements of the Contract Documents

E. Remove samples of installed work as specified for testing.

1.02 SUBMITTALS

A. Submit a written request to the Engineer well in advance of executing any cutting or alteration which affects:

1. Work of the Owner or any separate contractor.

2. Structural value or integrity of any element of the Project or work.

3. Integrity or effectiveness of weather-exposed or moisture-resistant elements or systems.

4. Efficiency, operational life, maintenance or safety of operational elements.

5. Visual qualities of sight-exposed elements.

B. Request shall include:

1. Identification of the work.

2. Description of affected work.

3. The necessity for cutting, alteration or excavation.

4. Effect on work of Owner or any separate Contractor, or on structural or weatherproof integrity of work.

5. Description of proposed work:

   a. Scope of cutting, patching, alteration, or excavation.

   b. Trades who will execute the work.

   c. Products proposed to be used.

   d. Extent of refinishing to be done.

6. Alternatives to cutting and patching.

7. Cost proposal, when applicable.

C. Submit written notice to the Engineer designating the date and the time the work will be uncovered.

PART 2 PRODUCTS

2.01 MATERIALS

Comply with specifications and standards for each specific product involved.

PART 3 EXECUTION

3.01 INSPECTION

A. Inspect existing conditions of Project, including elements subject to damage or to movement during cutting and patching.

B. After uncovering work, inspect conditions affecting installation of products or performance or work.

C. Report unsatisfactory or questionable conditions to the Engineer in writing; do not proceed with work until the Engineer has provided further instructions.

3.02 PREPARATION

A. Provide adequate temporary support as necessary to assure structural value or integrity of affected portion of Work.

B. Provide devices and methods to protect other portions of Project from damage.

C. Provide protection from elements for the portion of the Project which may be exposed by cutting and patching work, and maintain excavations free from water.

3.03 PERFORMANCE

A. Execute cutting and demolition by methods which will prevent damage to other work and will provide proper surfaces to receive installation of repairs.

B. Execute excavating and backfilling by methods which will prevent settlement or damage to other work.

C. Employ original installer or fabricator to perform cutting and patching for:

1. Weather-exposed or moisture-resistant elements.

2. Sight-exposed finished surfaces.

D. Execute fitting and adjustment of products to provide a finished installation to comply with specified products, functions, tolerances and finishes.

E. Restore work which has been cut or removed; install new products to provide completed work in accord with requirements of Contract Documents.

F. Refinish entire surfaces as necessary to provide an even finish to match adjacent finishes:

1. For continuous surfaces, refinish to nearest intersection.

2. For an assembly, refinish entire unit.

*** * END OF SECTION * ***

SECTION 01050

FIELD ENGINEERING

PART 1 GENERAL

1.01 REQUIREMENTS INCLUDED

A. The Contractor shall provide and pay for field engineering services for:

1. Survey work required in execution of work.

2. Civil, structural, or other professional engineering services specified or required to execute the Contractor's construction method.

B. The method of field staking for the construction of the work shall be at the option of the Contractor. The Owner shall provide the engineering surveys to establish reference points which in his judgment are necessary to enable the Contractor to proceed with his work.

C. The accuracy of any method of staking shall be responsibility of the Contractor. All engineering for vertical and horizontal control shall be the responsibility of the Contractor.

D. The Contractor shall be held responsible for the preservation of all stakes and marks. If any stakes or marks are carelessly or willfully disturbed by the Contractor, the Contractor shall not proceed with any work until he has reestablished such points, marks, lines and elevations as may be necessary for the prosecution of the work.

E. The Contractor shall retain the services of a competent surveyor, registered in the State of Mississippi, to layout the work and maintain a survey during construction. The Contractor shall be solely responsible for proper location of the work.

1.02 SURVEY REFERENCE POINTS

Locate and protect control points prior to starting site work, and preserve all permanent reference points during construction.

1. Make no changes or relocations without prior written notice to the Engineer.

2. Report to the Engineer when any reference point is lost or destroyed or requires relocation because of necessary changes in grades or locations.

1.03 PROJECT SURVEY REQUIREMENTS

A. Establish temporary bench marks as needed, referenced to data established by survey control points. Record locations, with horizontal and vertical data, on Record Drawings.

B. Establish lines and levels, and locate and lay out, by instrumentation and similar appropriate

means:

1. Site improvements, including utility slopes and invert elevations.

2. Batter boards for structures.

C. From time to time, verify layouts by same methods.

D. Establish all lines and grades prior to construction of site improvements.

1.04 RECORDS

A. Maintain a complete, accurate log of all control and survey work as it progresses.

B. At Contract closeout, submit a survey of installation of water mains, fire hydrants, and valves at the same scale as the Engineer's drawings indicating elevations and channel stationing at 100 foot increments.

1.05 SUBMITTALS

A. On request of the Engineer, submit documentation to verify accuracy of field engineering work.

B. Submit Drawings showing locations of all pipes and structures constructed. This Drawing shall be included with the Record Drawings.

PART 2 PRODUCTS (NOT USED)

PART 3 EXECUTION(NOT USED)

*** * END OF SECTION * ***

SECTION 01060

REGULATORY REQUIREMENTS

PART 1 GENERAL

1.01 REQUIREMENTS INCLUDED

Abbreviations and acronyms used in Contract Documents to identify reference standards are as indicated herein.

1.02 QUALITY ASSURANCE

A. Applications: When a standard is specified by references, comply with requirements and recommendations stated in the standard, except when requirements are modified by the Contract Documents, or applicable codes establish stricter standards.

B. Publications Date: The publication in effect on the date of issue of Contract Documents, except when a specific publication date is specified.

1.03 ABBREVIATIONS, NAMES, AND ADDRESSES OF ORGANIZATIONS

The following standards may be referenced in the Contract Documents. The contractor shall obtain copies of reference standards directly form the publication source when needed for proper performance of Work or when required for submittal by Contract Documents.

AAN American Association for Nurserymen
1250 I Street N.W., Suite 500
Washington, DC 20005
(202) 789-2900

AASHTO American Association of State Highway and Transportation Officials
444 North Capitol Street, N.W., Suite 225
Washington, DC 20001
(202) 624-5800

ACI American Concrete Institute
Post Office Box 19150
22400 W. Steven Mile Road
Detroit, MI 48219
(313) 532-2600

ACPA American Concrete Pipe Association
8320 Old Courthouse Road, Suite 201
Vienna, VA 22180
(703) 821-1990

AI Asphalt Institute

	Asphalt Institute Building College Park, MD 20740-1802
AISC	American Institute of Steel Construction 400 North Michigan Avenue Chicago, IL 60611 (312) 670-2400
AISI	American Iron and Steel Institute 1133 15th Street N.W., Suite 300 Washington, DC 20005 (202) 452-7100
ANSI	American National Standard Institute 1430 Broadway New York, NY 10018 (212) 354-3300
ASCE	American Society of Civil Engineers 345 East 47th Street New York, NY 10017 1-800-548-ASCE 345 East 47th Street New York, NY 10017 (212) 705-7722
ASTM	American Society for Testing and Materials 1916 Race Street Philadelphia, PA 19103 (215) 299-5400
AWPA	American Wood Preserver's Association Post Office Box 849 Stevensville, MD 21666 (301) 643-4163
AWS	American Welding Society Post Office Box 351040 550 LeJeune Road, N.W. Miami, FL 33126 1-800-443-9353
AWWA	American Water Works Association 6666 W. Quincy Avenue Denver, CO 80235 (303) 794-7711
CLFMI	Chain Link Fence Manufacturers Institute

1776 Mass Avenue N.W., Suite 500
Washington, DC 20036
(202) 659-3537

CRSI Concrete Reinforcing Steel Institute
933 N. Plum Grove Road
Schaumberg, IL 60173
(312) 517-1200

DIPRA Ductile Iron Pipe Research Association
245 Rivercase Parkway E., Suite 100
Birmingham, AL 35244
(205) 988-9870

FS Federal Specification General Services Administration
Specifications and Consumer Information & Distribution
Section (WFSIS) 7 and D Street S.W., Room 654
Washington, DC 20407
(202) 472-2140

IEEE Institute of Electrical and Electronic Engineers Service Center
345 E. 47th Street
New York, NY 10017
(212) 705-7900

MDOT Mississippi Department of Transportation
P. O. Box 1850
Jackson, Ms 39215-1850
(601) 359-1213

MIL Department of the Navy
Navel Publications and Forms Center
5801 Torbor Avenue
Philadelphia, PA 19120-5099
(215) 697-2667

NEC National Electric Code
National Fire Protection Association
Batterymarch Park
Quincy, MA 02269
(617) 770-3000

NEMA National Electrical Manufacturer's Association
2101 L Street, NW, Suite 300
Washington, DC 20037
(202) 457-8400

NSPE National Society of Professional Engineers

	1420 King Street Alexandria, VA 22314 (703) 684-2835
OSCI	Office of Standards Code and Information National Bureau of Standards Gaithersberg, MD 20899 (301) 975-4029
PCA	Portland Cement Association 5420 Old Orchard Road Skokie, IL 60077 (312) 966-6200
PCI	Prestressed Concrete Institute 175 W. Jackson Blvd., Suite 1859 Chicago, IL 60604 (312) 786-0300
SMACNA	Sheet Metal and Air Conditioning Contractors' National Association Post Office Box 70 Merrifield, VA 22116 (703) 790-9890
SSPC	Steel Structures Painting Council 4400 5th Avenue Pittsburgh, PA 15213 (412) 268-3327
UL	Underwriter's Laboratories, Inc. 333 Pfingsten Road Northbrook, IL 60062 (312) 272-8800

PART 2 PRODUCTS (NOT USED)

PART 3 EXECUTION(NOT USED)

*** * END OF SECTION * ***

SECTION 01200

PROJECT MEETINGS

PART 1 GENERAL

1.01 Requirements Included

A. The ENGINEER shall schedule and administer a preconstruction meeting, construction progress meetings, and specially called meetings throughout the progress of the work. The ENGINEER will:
   1. Prepare agenda for meetings.
   2. Make physical arrangements for meetings.
   3. Preside at meetings.
   4. Record the minutes; include significant proceedings and decisions.
   5. Reproduce and distribute copies of minutes.

B. The CONTRACTOR and representatives of, where appropriate, subcontractors and suppliers shall attend meetings. The representative shall be qualified and authorized to act on behalf of the entity each represents.

C. The CONTRACTOR shall attend and identify at the meetings the actual status of the Contract Work and, when the Work is not being performed consistently with the Contract Documents and construction schedules, shall identify at the meetings the steps he is taking to resolve the inconsistency.

1.02 Pre-construction Meeting

A. The CONTRACTOR shall participate in a preconstruction meeting to be held after the effective date of the Agreement and prior to the date of Notice to Proceed.

B. The following are expected to be in attendance:
   1. OWNER'S Representative and other staff as appropriate.
   2. ENGINEER and his professional consultants as appropriate.
   3. ENGINEER's Resident Project Representative.
   4. CONTRACTOR's Representative and Construction Superintendent.
   5. Subcontractors as appropriate.
   6. Utility representatives as appropriate.
   7. Others as appropriate.

C. The following matters are expected to be addressed:
   1. Distribution and discussion of:
      a. List of major subcontractors.
      b. Project construction schedules.
   2. Critical work sequencing.
   3. Project Coordination.
   4. Designation of responsible personnel.

5. Procedures and processing of:
    a. Field decisions.
    b. Proposal requests.
    c. Submittals.
    d. Change Orders.
    e. Applications for Payment.
6. Distribution of Contract Documents.
7. Procedures for maintaining Record Documents.
8. Use of premises:
    a. Office, work and storage areas.
    b. OWNER'S requirements.
9. Construction facilities, controls and construction aids.
10. Temporary utilities.
11. Housekeeping procedures.
12. Insurance certifications.
13. Liquidated damages for delay.
14. Weekly job meetings.
15. Laboratory testing of material requirements.

1.03 Construction Progress Meetings

A. Construction progress meetings will be held monthly with the first meeting 30 days or less after the date of Notice to Proceed.

B. Special construction progress meetings will be held as required by progress of the Work.

C. The following are expected to be in attendance:
    1. OWNER Representative and other staff as appropriate.
    2. The ENGINEER and his professional consultants as appropriate.
    3. CONTRACTOR's Representative and/or construction Superintendent.
    4. Subcontractors as appropriate.
    5. Suppliers as appropriate.
    6. Others as appropriate.

D. The following matters are expected to be addressed:
    1. Review and approve minutes of previous meeting.
    2. Review of work progress.
    3. Field observations, problems, conflicts.
    4. Problems which impede Construction Schedule.
    5. Review of off-site fabrication, delivery schedules.
    6. Corrective measures and procedures to regain Construction Schedule.
    7. Revisions to Construction Schedule.
    8. Progress and schedule during succeeding work period.
    9. Payment applications and processing.
    10. Submittals.
    11. Maintenance of quality standards.
    12. Changes, substitutions, and Change Orders.

13. Review proposed changes for:
    a. Effect on Construction Schedule and completion date.
    b. Effect on other contracts of the Project.
14. Other matters as appropriate.
15. Record drawings.

E. The CONTRACTOR shall be prepared to discuss the above topics and to make commitments for resolving deficiencies.

F. The CONTRACTOR shall provide a current submittal log at each progress meeting in accordance with Section 01340.

PART 2 PRODUCTS (NOT USED)

PART 3 EXECUTION (NOT USED)

**** END OF SECTION ****

SECTION 01310

CONSTRUCTION SCHEDULES

PART 1 GENERAL

1.01 REQUIREMENTS INCLUDED

A. Contractor shall comply with the General Conditions.

B. Submit revised progress schedules periodically.

1.02 FORM OF SCHEDULES

A. Prepare schedules in the form of a horizontal bar chart.

1. Provide separate horizontal bar for each trade or operation.

2. Horizontal time scale; identify the first work day of each week.

3. Scale and spacing: To allow for notations and future revisions.

4. Minimum sheet size: 8-1/2 inches by 11 inches.

B. Format of listings: The table of contents of the Contract Documents.

C. Identification of listings: Items of work.

1.03 CONTENT OF SCHEDULE:

A. Construction Progress Schedule:

1. Show the complete sequence of construction by activity.

2. Show the dates for the beginning, and completion of each major element of construction.

3. Show projected percentage of completion for each item, as of the first day of each month.

4. Show an anticipated monthly payment schedule.

B. Submittal Schedule for Shop Drawings, Product Data and Samples. Show:

1. The dates for Contractor's submittal.

2. The dates approved submittal will be required from the Engineer.

1.04 PROGRESS REVISIONS

A. Indicate progress of each activity to date of submission.

B. Show changes occurring since previous submission of schedule:

1. Major changes in scope.

2. Activities modified since previous submission.

3. Revised projections of progress and completion.

4. Other identifiable changes.

C. Provide a narrative report as needed to define:

1. Problem areas, anticipated delays, and the impact on the schedule.

2. Corrective action recommended, and its effect.

1.05 SUBMISSIONS

A. Submit initial schedules in accordance with the General Conditions.

1. Engineer will review schedules and return review copy within ten (10) days after receipt.

2. If required, Contractor shall resubmit within seven (7) days after return of review copy.

B. Submit revised progress schedules with each Application for Payment.

PART 2 PRODUCTS (NOT USED)

PART 3 EXECUTION (NOT USED)

**** END OF SECTION ****

SECTION 01340

SHOP DRAWINGS, PROJECT DATA, AND SAMPLES

PART 1 GENERAL

1.01 Requirements Included:

A. The Contractor shall submit to the Engineer for review and exception, if any, such working drawings, shop drawings, test reports and data on materials and equipment (hereinafter in this article called data), and material samples (hereinafter in this article called samples) as are required for the proper control of work, including but not limited to those working drawings, shop drawings, data and samples for materials and equipment specified elsewhere in the Specifications and in the Contract Drawings.

B. Within fifteen (15) calendar days after the Effective Date of the Agreement, the Contractor shall submit to the Engineer a complete list of preliminary data on items for which Shop Drawings are to be submitted. Included in this list shall be the names of all proposed manufacturers furnishing specified items. Review of this list by the Engineer shall in no way relieve the Contractor from submitting complete shop drawings, data, and samples in accordance with the Specifications. This procedure is required in order to expedite final review of Shop Drawings.

C. The Contractor is to maintain an accurate updated submittal log and will bring this log to each scheduled progress meeting. This log should include the following items:

1. Submittal Description and Number assigned.

2. Date to Engineer.

3. Date returned to Contractor (from Engineer).

4. Status of Submittal (No exceptions taken, returned for confirmation or resubmittal, rejected).

5. Date of Resubmittal and Return (as applicable).

6. Date material released (for fabrication).

7. Projected date of fabrication.

8. Projected date of delivery to site.

9. Status of O&M manuals submittal.

1.02 Contractor's Responsibility

A. It is the duty of the Contractor to check all drawings, data and samples prepared by or for him before submitting them to the Engineer for review. Each and every copy of the Drawings and data shall bear Contractor's stamp showing that they have been so checked. Shop drawings submitted to the Engineer without the Contractor's stamp or evidence that the Contractor has not performed the required review will be returned to the Contractor for conformance with this requirement. Shop drawings shall indicate any deviations in the submittal from requirements of the Contract Documents.

B. Determine and verify:

1. Field measurements.

2. Field construction criteria.

3. Catalog numbers and similar data.

4. Conformance with Specifications and indicate all variances from the Specifications.

C. The Contractor shall furnish the Engineer a schedule of Shop Drawing submittals fixing the respective dates for the submission of shop and working drawings, the beginning of manufacture, testing and installation of materials, supplies and equipment. This schedule shall indicate those that are critical to the progress schedule.

D. The Contractor shall not begin any of the work covered by a drawing, data, or a sample returned for correction until a revision or correction thereof has been reviewed and returned to him by the Engineer with no exceptions taken.

E. The Contractor shall submit to the Engineer all drawings and schedules sufficiently in advance of construction requirements to provide no less than twenty-one (21) calendar days for checking and appropriate action from the time the Engineer receives them.

F. The Contractor shall submit five (5) copies of shop drawings and descriptive or product data submittal to complement shop drawings to the Engineer which will be retained for his use.

G. The Contractor shall be responsible for and bear all cost of damages which may result from the ordering of any material or from proceeding with any part of work prior to the completion of the review by Engineer of the necessary shop drawings.

H. The Contractor shall utilize a Sequential Numbering System for submittals (1-999). Resubmittals or confirming material shall be assigned a letter next to the submittal number, i.e. A= second submittal, B= third submittal, etc.

I. Submittals shall include a certified statement of compliance to the requirements detailed in the specifications in addition to other submittal requirements. This certification shall be prepared by the manufacturer and not the local supplier. Validity of the authority and position of the person signing the certification shall be verified by a Notary Public. The statement of compliance shall address each point of conformance contained in the governing specifications with definite comments of either compliance or non-compliance. Statements of non-compliance with points of conformance shall be accompanied by a statement of

justification as to the reason for non-conformance and why the non-complying feature is considered to be either equal to or better than the specified feature. The Engineer will use the certified statement of compliance in his evaluation of the submittal rendering a judgment as to equality to the specified product and issuing a statement as to whether the product is acceptable for or rejected from incorporation into the work.

J. When a manufacturer named in the controlling specification is chosen to supply a product and the details of manufacture, size, and installation are shown on this standard catalog cut sheets, the manufacturer may submit the certified statement of compliance as detailed above along with installation details specific to the work such as laying schedules, etc. as required, deleting the standardized catalog data.

1.03 Engineer's Review of Shop Drawings

A. The Engineer's review of drawings, data and samples submitted by the Contractor will cover only general conformity to the Specifications, external connections, and dimensions which affect the installation.

B. The review of drawings and schedules will be general, and shall not be construed:

1. as permitting any departure from the Contract requirements;

2. as relieving the Contractor of responsibility for any errors, including details, dimensions, omissions and materials;

C. If the drawings or schedules as submitted describe variations per subparagraph (1.04.D), and show a departure from the Contract requirements which Engineer finds to be in the best interest of the Owner and to be so minor as not to involve a change in Contract Price or Time, The Engineer may return the reviewed Drawings without noting any exception.

D. After the ENGINEER completes his review, the Shop Drawings will be marked with one of the following notations:
1. No Exceptions Taken.
2. Make Corrections Noted.
3. Revise and Resubmit.
4. Rejected.
5. Submit Specified Item.

E. If a submittal is acceptable, it will be marked "No Exception Taken" or "Make Corrections Noted". Three copies of the submittal will be returned to the CONTRACTOR.

F. Upon return of a submittal marked "No Exception Taken" or "Make Corrections Noted", the CONTRACTOR may order, ship or fabricate the materials included on the submittal, provided it is in accordance with the corrections indicated.

G. If a Shop Drawing action is "Make Corrections Noted" but has extensive corrections or corrections affecting other drawings or Work, the ENGINEER may require that the CONTRACTOR make the corrections indicated thereon and resubmit the Shop Drawings for

record purposes. In this case, the submittal will be marked "Make Corrections Noted-Resubmit".

H. If a submittal is unacceptable, two copies will be returned to the CONTRACTOR with one of the following notations:
   1. "Revise and Resubmit"
   2. "Rejected"

I. Upon return of a submittal marked "Revise and Resubmit", the CONTRACTOR shall make the corrections indicated and repeat the initial approval procedure. The "Rejected" notation is used to indicate material or equipment that is not acceptable. Upon return of a submittal so marked, the CONTRACTOR shall repeat the initial approval procedure utilizing acceptable material or equipment.

J. Submittals lacking adequate details or information to allow the ENGINEER to determine whether or not the submittal meets the intent of the Contract specifications shall be marked "Submit Specified Item" and returned without further comment.

K. Shop Drawings or other submittals not bearing the ENGINEER'S "No Exception Taken" or "Make Corrections Noted" notations shall not be issued to Subcontractors nor utilized for construction purposes. No Work shall be performed or equipment installed without a drawing or submittal bearing one of these notations.

L. In the event the CONTRACTOR obtains the ENGINEER'S approval for the use of equipment other than that which is shown or specified, the CONTRACTOR shall, at his own expense and using methods approved by the ENGINEER, make all changes to the Work, including structures, piping, electrical, equipment and controls, that may be necessary to accommodate this equipment.

M. Resubmittals will be handled in the same manner as first submittals. The Contractor shall direct specific attention to revisions other than the corrections requested by the Engineer on previous submissions by written details or markings on the resubmitted Shop Drawings. The Contractor shall make any corrections required by the Engineer.

N. If the Contractor considers any correction indicated on the Drawings to constitute a change to the Contract Drawings or Specifications, the Contractor shall give written notice thereof to the Engineer.

O. The Engineer will review a submittal/resubmittal a maximum of three times after which cost of review will be borne by the Contractor. The cost of engineering shall be equal to the Engineer’s charges to the Owner under the terms of the Engineer’s agreement with the Owner.

P. When the Shop Drawings have been completed to the satisfaction of the Engineer, the Contractor shall carry out the construction in accordance therewith and shall make no further changes therein except upon written instructions or approval from the Engineer.

Q. No partial submittals will be reviewed. Submittals not complete will be returned to the Contractor, and will be considered "NOT APPROVED" until resubmitted.

1.13 SHOP DRAWINGS

A. Shop drawings shall be complete and detailed.

B. Drawings and schedules shall be checked and coordinated with the work of all trades involved, before they are submitted for review by the Engineer and shall bear the Contractor's stamp of approval as evidence of such checking and coordination. Drawings or schedules submitted without this stamp of approval shall be returned to the Contractor for resubmission.

C. Each shop drawing shall have a blank area 3-1/2 inches by 3-1/2 inches, located adjacent to the title block. The title block shall display the following:

1. Number and title of the drawing.

2. Date of drawing or revision.

3. Name of project building or facility.

4. Name of contractor and subcontractor submitting drawing.

5. Clear identification of contents and location of the work.

6. Specification number and title.

D. If Drawings show variations from Contract requirements because of standard Shop practice or other reasons, the Contractor shall describe such variations in his letter of transmittal. If acceptable, proper adjustment in the Contract shall be implemented where appropriate. If the Contractor fails to describe such variations, he shall not be relieved of the responsibility for executing the work in accordance with the Contract, even though such Drawings have been reviewed.

E. Data on materials and equipment include, without limitation, materials and equipment lists, catalog data sheets, cuts, performance curves, diagrams, materials of construction and similar descriptive material as required. Materials and equipment lists shall give for each item thereon the name and location of the supplier or manufacturer, trade name, catalog reference, size, finish, and all other pertinent data.

F. The Contractor shall provide a list including the equipment name, address, and telephone number of the manufacturer's representative and service company so that service and/or spare parts can be readily obtained for all mechanical and electrical equipment furnished.

G. All manufacturers or equipment suppliers who proposed to furnish equipment or products shall submit an installation list to the Engineer along with the required Shop Drawings. The

installation list shall include at least five installations where identical equipment has been installed and has been in operation for a period of at least one (1) year.

H. Only the Engineer will utilize the color red in marking Shop Drawing submittals.

I. Before final payment is made, the Contractor shall furnish to Engineer five (5) sets of record shop drawings all clearly revised, complete and up to date showing the permanent construction as actually made for all reinforcing and structural steel, miscellaneous metals, process and mechanical equipment, yard piping, electrical system and instrumentation system.

1.13 Working Drawings

A. Working drawings shall be considered to mean the Contractor's plans for temporary structures.

B. Copies of working drawings as noted in subparagraph 1.02, shall be submitted to the Engineer where required by the Contract Documents or requested by the Engineer, and shall be submitted at least thirty (30) calendar days (unless otherwise specified by the Engineer) in advance of their being required for work.

C. The Engineer will not review working drawings but shall use them as information to monitor the work performed by the Contractor.

1.14 Samples

A. The Contractor shall furnish for the review of the Engineer samples required by the Contract Documents or requested by the Engineer. Samples shall be delivered to the Engineer as specified or directed and the Contractor shall prepay all shipping charges. Materials or equipment for which samples are required shall not be used in work until reviewed by the Engineer.

B. Samples shall be of sufficient size and quantity to clearly illustrate:

1. Functional characteristics of the product, with integrally related parts and attachment devices.

2. Name of Contractor and Subcontractor

3. Material or Equipment represented

4. Place of Origin

5. Name of Producer and Brand (if any).

6. Location in Project

(Samples of finished materials shall have additional marking that will identify them under the finished schedules.)

C. The Contractor shall prepare a transmittal letter in triplicate for each shipment of samples containing the information required in subparagraph 1.06B above. He shall enclose a copy of this letter with the shipment and send a copy of this letter to the Engineer under separate cover and the remaining copy shall be for the Contractor's records. Review of a sample shall be only for the characteristics or use named and shall not be construed to change or modify any Contract requirements.

D. Reviewed samples not destroyed in testing shall be sent to the Engineer or stored at the site of the work. Reviewed samples of the hardware in good condition will be marked for identification and may be used in the work. Materials and equipment incorporated in work shall match the reviewed samples. Samples which failed testing or were rejected will be returned to the Contractor at his expense, if so requested at time of submission.

PART 2 PRODUCTS (NOT USED)

PART 3 EXECUTION (NOT USED)

*** * END OF SECTION * ***

SECTION 01410

TESTING LABORATORY SERVICES

PART 1 GENERAL

1.01 REQUIREMENTS INCLUDED

Contractor will employ and pay for the services of an Independent Testing Laboratory to perform testing specifically indicated on the Contract Documents or specified in the Specifications and may at any other time elect to have materials and equipment tested for conformity with the Contract Documents.

A. Employment of the laboratory shall in no way relieve Contractor's obligations to perform the Work of the Contract.

1.02 LIMITATIONS OF AUTHORITY OF TESTING LABORATORY

Laboratory is not authorized to:

A. Release, revoke, alter or enlarge on requirements of Contract Documents.

B. Approve or accept any portion of the Work.

C. Perform any duties of the Contractor.

1.03 CONTRACTOR'S RESPONSIBILITIES

A. Cooperate with laboratory personnel; provide access to Work, to Manufacturer's operations.

B. Secure and deliver to the laboratory adequate quantities of representational samples of materials proposed to be used and which require testing.

C. Provide to the laboratory the preliminary design mix proposed to be used for concrete, and other materials mixes which require control by the testing laboratory.

D. Materials and equipment used in the performance of work under this Contract are subject to inspection and testing at the point of manufacture or fabrication. Standard specifications for quality and workmanship are indicated in the Contract Documents. The Owner may require the Contractor to provide statements or certificates from the manufacturers and fabricators that the materials and equipment provided by them are manufactured or fabricated in full accordance with the standard specifications for quality and workmanship indicated in the Contract Documents. All costs of this testing and providing statements and certificates shall be a subsidiary obligation of the Contractor, and no extra charge to the Owner shall be allowed on account of such testing and certification.

E. Furnish incidental labor and facilities:

1. To provide access to Work to be tested.

2 To obtain and handle samples at the Project site or at the source of the product to be tested.

3. To facilitate inspections and tests.

4. For storage and curing of test samples.

F. Notify laboratory at least 24 hours in advance of operations to allow for laboratory assignment of personnel and scheduling of tests.

G. Employ and pay for the services of the same or a separate, equally qualified independent testing laboratory to perform additional inspections, sampling and testing required for the Contractor's convenience and as approved by the Owner.

PART 2 PRODUCTS (NOT USED)

PART 3 EXECUTION (NOT USED)

*** * END OF SECTION * ***

SECTION 01600

MATERIAL AND EQUIPMENT

PART 1 GENERAL

1.01 REQUIREMENTS INCLUDED

Material and equipment incorporated into the Work shall:

A. Conform to applicable specifications and standards.

B. Comply with size, make, type, and quality specified to the greatest extent possible, detailing all aspects and providing explicit reasons for parameters not in compliance and specifically approved in writing by the Engineer.

C. Manufactured and Fabricated Products:

1. Design, fabricate, and assemble in accord with the best engineering and standard shop practices.

2. Manufacture like parts of duplicate units to standard sizes and gauges, to be interchangeable.

3. Two or more items of the same kind shall be produced, by the same manufacturer.

4. Products shall be suitable for service conditions.

5. Equipment capacities, sizes and dimensions shown or specified shall be adhered to unless variations are specifically approved in writing.

D. Do not use material or equipment for any purpose other than that for which it is designed or is specified.

1.02 APPROVAL OF MATERIALS

A. Only new materials and equipment shall be incorporated in the Work. All materials and equipment furnished by the Contractor shall be subject to the inspection and approval of the Engineer. No material shall be delivered to the Work without prior approval of the Engineer.

B. The Contractor shall submit to the Engineer, data relating to materials and equipment he proposes to furnish for the work. Such data shall be in sufficient detail to enable the Engineer to identify the particular product along with references to the applicable section(s) of the specifications to form an opinion as to its conformity to the specifications. The data shall comply with Paragraph 1.06 of this Section.

C. Facilities and labor for handling and inspection of all materials and equipment shall be furnished by the Contractor. If the Engineer requires, the Contractor shall submit samples of materials for such special tests as may be necessary to demonstrate that they conform to the

specifications. Such samples shall be furnished, stored, packed, and shipped as directed at the Contractor's expense. Except as otherwise noted, the Contractor will make arrangements for and pay for the tests. Where such tests confirm compliance with the specifications, the Owner will reimburse the actual charges of the testing firm paid by the Contractor.

D. Contractor shall submit data and samples sufficiently early to permit consideration, approval, manufacture, and delivery of materials before they are necessary for incorporation in the work. Any delay of approval resulting from the Contractor's failure to submit samples or data promptly shall not be used as a basis of claim against the Owner or the Engineer.

E. The materials and equipment used in the Work shall correspond to the approved samples or other data.

1.03 MANUFACTURER'S INSTRUCTIONS FOR INSTALLATION

A. When Contract Documents require that installation of the Work shall comply with manufacturer's printed instructions, obtain and distribute copies of such instructions to parties involved in the installation, including five copies to the Engineer. One complete set of the installation instructions shall be available for use on the job site during and through completion of the Work.

B. Handle, install, connect, clean, condition and adjust products as required by the manufacturer's instructions and in conformity with specified requirements.

1. Should the specified requirements conflict with the manufacturer's instructions, the manufacturer's instructions shall have priority unless changes are authorized in writing by the manufacturer.

2. Should job conditions conflict with the manufacturer's instructions, consult with the manufacturer for clarification.

3. Clarifications of installation instructions shall be issued only by the manufacturer, shall be in writing, and shall be distributed to all parties involved in the installation as stated above and prior to alteration of the installation procedures.

4. Do not proceed with the Work without clear instructions concerning the specific installation procedures.

C. Do not omit any preparatory step or installation procedure unless specifically modified or exempted by the manufacturer.

1.04 TRANSPORTATION AND HANDLING

A. Arrange deliveries of Products as required by the currently approved construction schedule coordinating each delivery to avoid conflict with other work and conditions at the site.

1. Deliver Products in a undamaged condition, in the manufacturer's original containers or packaging and with identifying labels intact and legible.

2. Prior to accepting delivery, inspect shipments to assure compliance with approved submittal, and that the Products have been properly protected and are undamaged.

B. Provide equipment and personnel to handle Products preventing soiling or damage to the Products or their protective packaging.

1.05 STORAGE AND PROTECTION

A. Store Products in accord with manufacturer's instruction, with seals and labels intact and legible.

1. Store products subject to damage by the elements in weathertight enclosures.

2. Maintain temperature and humidity within the ranges required by manufacturer's instructions.

3. Store fabricated products above the ground, on blocking or skids, prevent spoiling, staining or corrosion. Cover products which are subject to deterioration with impervious sheet coverings and provide adequate ventilation to avoid condensation.

4. Store loose granular materials in a well-drained area on solid surfaces to prevent mixing with foreign matter.

B. All materials and equipment to be incorporated in the Work shall be handled and stored in a manner to prevent warping, twisting, bending, breaking, chipping, rusting, and other injury, theft or damage.

C. Cement and lime shall be stored under a roof and off the ground and shall be kept completely dry at all times. All miscellaneous steel, structural steel and reinforcing steel shall be stored off the ground, kept free of accumulations of dirt and grease, and in areas free of standing water to minimize rusting. Precast concrete sections shall be handled and stored in a manner to prevent staining, chipping or cracking. Brick, block and similar masonry products shall be handled and stored in a manner to reduce staining, breaking, chipping, cracking, and spalling.

D. All materials which, in the opinion of the Engineer, have become so damaged as to be unfit for the use intended, including aesthetics, shall be promptly removed from the site of the work.

E. Arrange storage in a manner to provide easy access for inspection. Make periodic inspections and exercise or rotate moving parts of stored products as required by the

manufacturer to assure that products are maintained under specified conditions and free from damage or deterioration.

F. Provide substantial coverings as necessary to protect installed products from damage caused by traffic and subsequent construction operations. Remove the protective covering when no longer needed.

G. The Contractor shall be responsible for all material, equipment, and supplies sold and delivered to the Owner under this Contract until final inspection of the Work and acceptance thereof by the Owner. In the event any such material, equipment, and supplies are lost, stolen, damaged, or destroyed prior to final inspection and acceptance they shall be replaced by the Contractor.

H. Should the Contractor fail to take proper action to properly store and handle equipment supplied under this Contract, the Owner retains the right to notify the Contractor in writing of the deficiencies, to correct all deficiencies and deduct the cost associated with these corrections from the contractor's Contract. These costs may be comprised of expenditures for labor, equipment usage, administration, clerical, engineering and any other costs associated with making the necessary corrections.

1.06 SUBSTITUTIONS AND PRODUCT OPTIONS

A. Products List:

Within fifteen (15) days after the Notice to Proceed, submit to the Engineer complete list of major products proposed to be used, with the name of the manufacturer and the installing subcontractor.

B. Contractor's Options:

1. For Products specified only by reference standard, select any product meeting that standard.

2. For Products specified by naming one or more Products or manufacturers and "or equal", Contractor must submit a request as for substitutions for any Product or manufacturer not specifically named.

C. Substitutions:

1. For a period of thirty (30) days after the Effective Date of the Agreement, the Engineer will consider written requests from Contractor for substitution of Products.

2. Submit a separate request for each Product, supported with complete data, with drawings and samples as appropriate, including:

   a. Comparison of the qualities of the proposed substitution with that specified.

   b. Changes required in other elements of the work because of the substitution.

   c. Effect on the construction schedule.

   d. Cost data comparing the proposed substitution with the Product specified.

   e. Any required license fees or royalties.

   f. Availability of maintenance service, and source of replacement materials.

3. The Engineer shall be the judge of the acceptability of the proposed substitution.

D. Contractor's Representation:

A request for a substitution constitutes a representation that Contractor:

1. Has investigated the proposed Product and determined that it is equal to or superior in all respects to that specified.

2. Will provide the same warranties or bonds for the substitution as for the Product specified.

3. Will coordinate the installation of an accepted substitution into the Work, and make such other changes as may be required to make the Work complete in all respects.

4. Waives all claims for additional costs, under his responsibility, which may subsequently become apparent.

1.07 SPECIAL TOOLS

Manufacturers of equipment and machinery shall furnish any special tools required for normal adjustment, operations and maintenance, together with instructions for their use. The Contractor shall preserve and deliver to the Owner these tools and instructions in good order no later than upon completion of the Contract.

1.08 WARRANTY

For all major pieces of equipment, submit a warranty from the equipment manufacturer. The manufacturer's warranty period shall be concurrent with the Contractor's as stipulated in the specifications for each piece of equipment.

PART 2 PRODUCTS (NOT USED)

PART 3 EXECUTION (NOT USED)

*** * END OF SECTION * ***

SECTION 01710

CLEANING

PART 1 GENERAL

1.01 REQUIREMENTS INCLUDED

Cleaning shall include daily "policing" of the work and surrounding areas to clear general debris waste paper, wood scraps, broken concrete, loose riprap, and other objectionable material along with the final cleanup of site(s) required for project acceptance. **DAILY CLEANUP IS REQUIRED.**

1.02 DISPOSAL REQUIREMENTS

Conduct cleaning and disposal operations to comply with codes, ordinances, regulations, and anti-pollution laws.

PART 2 PRODUCTS (NOT USED)

PART 3 EXECUTION

3.01 DURING CONSTRUCTION

A. Execute daily cleaning to keep the Work, the site and adjacent properties, free from accumulations of waste materials, rubbish and windblown debris, resulting from construction operations.

B. Provide onsite containers for the collection of waste materials, debris and rubbish. All waste materials including containers, food debris and other miscellaneous materials must be disposed of daily in onsite containers.

C. Remove waste materials, debris and rubbish from the site periodically and dispose of at legal disposal areas away from the site.

3.02 FINAL CLEANING

A. Employ skilled workmen for final cleaning.

B. Remove grease, mastic, adhesives, dust, dirt, stains, fingerprints, labels, and other foreign materials from sight-exposed interior and exterior surfaces.

C. Broom clean exterior paved surfaces; rake clean other surfaces of the grounds.

D. Prior to final completion or Owner occupancy, Contractor shall conduct an inspection of sight-exposed interior and exterior surfaces and all work areas to verify that the entire Work is clean.

*** * END OF SECTION * ***

SECTION 01720

PROJECT RECORD DOCUMENTS

PART 1 GENERAL

1.01 REQUIREMENTS INCLUDED

Maintain at the site for the Owner one record copy of:

A. Conformed Drawings.

B. Conformed Specifications.

C. Change Orders and other Modifications to the Contract.

D. Engineer's Field Orders or written instructions.

E. Approved Shop Drawings, Working Drawings and Samples.

F. Field Test records.

G. Construction photographs.

H. Latest, Approved Progress Schedule.

1.02 MAINTENANCE OF DOCUMENTS AND SAMPLES

A. Store documents and samples in a manner and location to prevent damage.

1. Provide files and racks for storage of documents.

2. Provide secure storage space for storage of samples.

B. File documents and samples in accordance with CSI section numbers.

C. Maintain documents in a clean, dry, legible, condition and in good order. Do not use record documents for construction purposes.

D. Make documents and samples available at all times for inspection by the Owner.

E. As a prerequisite for monthly progress payments, the Contractor is to exhibit the currently updated "record documents" for review by the Owner.

1.03 MARKING DEVICES

Provide felt tip marking pens for recording information in the color code designated by the Owner.

1.04 RECORDING

A. Label each document "PROJECT RECORD" with rubber stamp.

B. Record information concurrently with construction progress and do not conceal any work until required information is recorded.

C. Legibly mark drawings to record actual construction:

1. The Contractor shall use the following color code in marking Contract Drawings:

   a. Yellow for no change.

   b. Red to indicate additions, deletions and changes.

2. Elevations of various structure elements in relation to elevation datum.

   a. Elevations referenced to control points established by the Owner's agent.

   b. Specifically, elevations of drainage culvert inverts, ditch grades, top of roadway and driveway curbs, bridges, etc.

3. Location of internal utilities and appurtenances concealed in the construction by referencing to visible and accessible features of the structure.

4. Field changes of dimension and detail.

5. Changes made by Field Order or by Change Order.

6. Details not on original contract drawings.

D. Specifications and Addenda; Legibly mark each Section to record:

1. Manufacturer, trade name, catalog number, and Supplier of each Product and item of equipment actually installed.

2. Changes made by Field Order of by Change Order.

E. Shop Drawings (after final review):

F. Certified site survey and line elevations and stationing at 100 foot increments and all points of change of direction of channel improvements (Section 01050) by a registered land surveyor.

1.05 SUBMITTAL

A. At Contract close-out, deliver Record Documents to the Owner.

B. Accompany submittal with transmittal letter in duplicate, containing:

1. Date.

2. Project title and number.

3. Contractor's name and address.

4. Title and number of each Record Document.

5. Signature of Contractor or his authorized representative.

PART 2 PRODUCTS (NOT USED)

PART 3 EXECUTION(NOT USED)

*** * END OF SECTION * ***

SECTION 01740

WARRANTIES AND BONDS

PART 1 GENERAL

1.01 REQUIREMENTS INCLUDED

A. Compile specified warranties and bonds, as in Articles 5 and 13 of the General Conditions.

B. Co-execute submittals when so specified.

C. Review submittals to verify compliance with Contract Documents.

D. Submit to the Owner for review.

1.02 SUBMITTAL REQUIREMENTS

A. Assemble and include warranties, bonds and service and maintenance contracts, executed by each of the respective manufacturers, couplers, and subcontractors including effective dates.

B. Number of original signed copies required. Two (2) each.

C. Table of Contents. Neatly typed in orderly sequence. Provide complete information for each item.

1. Product or work item.

2. Firm, with name of principal, address and telephone number.

3. Scope.

4. Date of beginning warranty, and bond.

5. Duration of warranty.

6. Provide information for Owner's personnel:

   a. Proper procedure in case of failure.

   b. Instances which might affect the validity of warranty or bond.

7. Contractor, name of responsible principal, address and telephone number.

1.04 FORM OF SUBMITTALS

A. Prepare in duplicate packets.

B. Format:

1. Size 8-1/2-inches x 11-inches, punch sheets for standard 3-post binder.

2. Cover: Identify each packet with typed or printed title "WARRANTIES AND BONDS." List:

a. Title of Project.

b. Name of Contractor.

C. Binders: Commercial quality, three-post binder, with durable and cleanable plastic covers and maximum post width of 2-inches, "D" ring.

1.05 WARRANTY SUBMITTAL REQUIREMENTS

A. For all components of the work, unless stated otherwise in the specifications for each individual item of equipment, submit a written warranty from the manufacturer to replace promptly any component thereof which, in the sole opinion of the Engineer, has defects in design, workmanship, materials, or performance within a one (1) year period following the date of acceptance for operation (Substantial Completion) by the Owner. The manufacturer's warranty period shall be concurrent with the Contractor's for one (1) year, unless otherwise specified, commencing at the time of acceptance for operation (beneficial use) by the Owner and shall be read in conjunction with the Contractor's warranty which shall operate together to provide for replacement of defective components and restoration of proper operation. The Contractor shall be solely responsible for both warranties.

PART 2 PRODUCTS (NOT USED)

PART 3 EXECUTION(NOT USED)

*** * END OF SECTION * ***

SECTION 02050

SITE DEMOLITION

PART 1 - GENERAL

1.1 SECTION INCLUDES

A. Demolition of designated structure and removal of materials from site. Completely remove ceiling, walls, floors, framing members, and all appurtenances and dispose of appropriately.

B. Demolition, removal, and storage of materials from site of concrete paving, steps, sidewalks, curbs, brick, CMU, and all other site amenities as noted on the plans.

C. Disconnecting, capping, and removal of identified utilities.

D. Break down and store concrete, brick, and all CMU materials at a City Rubbish Facility as noted on the plans.

E. Once demolition is removed to insitu material, backfill, grape, and grass facility.

F. Install curb and sidewalk as noted on the plans.

1.2 RELATED SECTIONS

Section 02200 - Excavation and Backfill

1.3 PROJECT RECORD DOCUMENTS

Accurately record actual locations and methods of capped utilities and subsurface obstructions.

1.4 QUALIFICATIONS

Demolition Firm: Company specializing in performing the Work of this Section with minimum 5 years documented experience.

1.5 REGULATORY REQUIREMENTS

A. Conform to applicable code for demolition of structures, safety of adjacent structures, environmental requirements, disposal of debris, dust control and runoff control.

B. Obtain required permits from authorities.

C. Notify affected utility companies before starting work and comply with their requirements.

D. Do not close or obstruct roadways, sidewalks, or hydrants without permits.

E. Conform to applicable regulatory procedures when discovering hazardous or contaminated materials.

1.6 SUBMITTALS

At least seven (7) calendar days prior to beginning demolition, submit schedule indicating proposed methods and sequence of operations for demolition work to Owner's representative for review prior to commencement of work. Include coordination for shut-off, capping, and continuation of utility services as required, together with details for dust and noise control protection.

PART 2 - PRODUCTS

2.1 FILL MATERIALS

Fill Material: As specified in Section 02200 - Excavation and Backfilling.

PART 3 - EXECUTION

3.1 JOB CONDITIONS

A. Condition of Structures: Owner assumes no responsibility for actual condition of items or structures to be demolished. Conditions existing at time of pre-bid conference will be maintained by Owner insofar as practicable. However, variations within structure may occur by Owner's operations prior to start of demolition work.

B. Salvage: Items of salvable value to Contractor may be removed from structure as work progresses. Transport salvage items from site as they are removed. Storage or sale of removed items on site will not be permitted.

C. Protections: Provide temporary barricade and other forms of protection as required to protect general public from injury due to demolition work.

1. Erect temporary covered passageways as required by authorities having jurisdiction.

2. Provide interior and exterior shoring, bracing, or support to prevent movement, settlement, or collapse of structure or element to be demolished and adjacent facilities.

3. Remove protections at completion of work.

D. Damages: Promptly repair damage caused to adjacent facilities by demolition work at no cost to Owner.

E. Traffic: Conduct selective demolition operations and debris removal in a manner to ensure minimum interference with roads, streets, walks and other adjacent occupied or used facilities.

1. Do not close, block or otherwise obstruct streets, walks, entrances, canopies, or other occupied or used facilities without written permission from authorities having jurisdiction. Provide alternate routes around closed or obstructed traffic ways if required by Owner.

F. Explosives: Use of explosives will not be permitted.

G. Utility Services: Maintain existing utilities indicated to remain, keep in service, and protect against damage during demolition operations.

H. Environmental Controls: Use water sprinkling, temporary enclosures, and other suitable methods to limit dust and dirt rising and scattering in air to lowest practical level.

The Contractor shall comply with govering regulations pertaining to environmental protection.

I. Do not use water when it may create hazardous or objectionable conditions such as ice, flooding and pollutions.

J. Work in Proximity of High Voltage Power Lines: Bidders are hereby advised of Section 45-15-1, et seq., Mississippi Code of 1972, regarding the performance of work in the proximity of high voltage power lines. It is the Contractor's responsibility to comply with these statutory requirements.

K. Work Hours: 7 a.m.- 6 p.m., Monday through Friday. Saturday work shall be approved by the Owner. Work will not be allowed on Sunday.

3.2 PROTECTION

A. Locate, identify, and protect utilities that remain, from damage.

B. Protect bench marks, survey control points, and existing structures from damage or displacement.

C. INSPECTION: Prior to commencement of demolition work, inspect areas in which work will be performed. Photograph existing conditions of structure surfaces, equipment or surrounding properties which could be misconstrued as damage resulting from selective demolition work; file with Owner's representative prior to starting work.

3.3 PREPARATION

A. Provide, erect, and maintain temporary barriers and security devices as required.

B. Protect structures, utilities, sidewalks, pavements, and other facilities indicated to remain from damage. Protect adjacent properties as required.

C. Provide suitable barricades to open excavations and provide adequate warning lights.

D. Protect existing vegetation which are to remain from physical damage.

E. Provide bracing, shoring, and dewatering in excavations as required to maintain sides, to protect adjacent structures from settlement, and to prevent injury to personnel, complying with local and OSHA regulations. Maintain bracing and shoring until excavations are backfilled.

F. Do not interfere with normal traffic on roads, walks and other adjacent occupied or used facilities. Provide alternate routes around obstructed traffic ways as required by governing regulations.

G. Control air pollution, caused by dust and dirt, from becoming a nuisance to the public and operations. Comply with governing regulations.

H. Prevent movement or settlement of adjacent structures. Provide bracing and shoring.

I. Contact all utility companies prior to excavation.

3.4 DEMOLITION REQUIREMENTS

A. Conduct demolition to minimize interference with adjacent structures and occupancies.

B. Cease operations immediately if adjacent structures appear to be in danger. Notify authority having jurisdiction and Engineer. Do not resume operations until directed.

C. Conduct operations with minimum interference to public or private accesses. Maintain protected egress and access at all times.

D. Sprinkle Work with water to minimize dust. Provide hoses and water connections for this purpose.

3.5 DEMOLITION

A. Locate utilities by hand excavation and protect from damage.

B. If lines are encountered which were not previously identified, promptly insure that service is not interrupted. Locate on as-built drawings.

C. Cooperate with Owner's representative and utility companies in maintaining services. Do not break utility connections without providing temporary services acceptable to Owner's representative and utility company.

D. Repair damages to existing utilities as directed by utility company or reimburse the utility for work done as required.

E. Remove, cap and identify designated utilities within demolition areas.

F. Remove existing concrete steps as indicated on Drawings.

G. Backfill areas excavated, open pits and holes caused as a result of demolition, in accordance with Section 02200 – Excavation And Backfill.

H. Rough grade and compact areas affected by demolition to maintain site grades and contours.

I. Remove demolished materials from site.

J. Do not burn or bury materials on site. Leave site in clean condition.

K. Remove temporary work.

4.0 DEMOLITION: Perform demolition work in a systematic manner. Use such methods as required to complete work indicated on drawing in accordance with demolition schedule and governing regulations.

A. Demolish concrete and masonry in small sections. Cut concrete and masonry at junctures with construction to remain using power-driven masonry saw or hand tools; do not use power-driven impact tools.

B. Locate demolition equipment throughout structure and promptly remove debris to avoid imposing excessive loads on supporting walls, floors, or framing.

C. Provide services for effective air and water pollution controls as required by local authorities having jurisdiction.

D. If unanticipated mechanical, electrical or structural elements which conflict with intended function or design are encountered, investigate and measure both nature and extent of the conflict. Submit report to Owner's representative in written, accurate detail. Pending receipt of directive from Owner's representative rearrange selective demolition schedule as necessary to continue overall job progress without delay.

5.0 SALVAGE MATERIALS: Except for items indicated to be retained as Owner's property, other removed and salvaged materials not indicated for reuse shall become the Contractor's property and removed from the site.

6.0 DISPOSAL OF DEMOLISHED MATERIALS: Remove debris, rubbish and other materials resulting form demolition operations from building site. Transport and legally dispose of materials off site. The City of Columbus Rubish Facility can be utilized for this debris at no cost to the Contractor.

A. If hazardous materials are encountered during demolition operations, comply with applicable regulations, laws, and ordinances concerning removal, handling and protection against exposure or environmental pollution.

B. Burning of removed materials is not permitted on project site.

7.0 CLEAN-UP AND REPAIR: Upon completion of demolition work, remove tools, equipment and demolished materials from site.

Clean adjacent structures of dust, dirt, and debris caused by demolition operations. Return adjacent areas to the conditions existing prior to the start of work.

****END OF SECTION****

SECTION 02100

CLEARING

PART 1 - GENERAL

1.01 Description

A. Scope: CONTRACTOR shall furnish all labor, materials, equipment and incidentals required to perform all clearing and grubbing as specified.

B. Related Work Specified Elsewhere:
   1. Section 02200, Excavation and Backfill.
   2. Section 02920, Grassing.

1.02 Quality Assurance

Codes and Standards: State and local laws and code requirements shall govern the hauling and disposal of trees, shrubs, stumps, roots, rubbish, debris and other matter.

1.03 Job Conditions

A. Protection:
   1. Streets, roads, adjacent property and other works and structures shall be protected throughout the entire project. CONTRACTOR shall return to original condition, satisfactory to the ENGINEER, damaged facilities caused by the CONTRACTOR'S operations.
   2. Trees, shrubs and grassed areas which are to remain shall be protected by fences, barricades, wrapping or other methods as shown, specified or approved by the ENGINEER. Equipment, stockpiles, etc. shall not be permitted within tree branch spread. Trees shall not be removed without approval of the ENGINEER unless shown or specified.

B. Salvable Improvements: Unless specified elsewhere carefully remove items to be salvaged and store on premises in approved location, all in accordance with recommendations of specialists recognized in the Work involved.

1.04 Guarantee

CONTRACTOR shall guarantee that Work performed under this Section will not permanently damage trees, shrubs, turf or plants designated to remain, or other adjacent work or facilities. If damage resulting from CONTRACTOR'S operations appears during the period up to 12 months after completion of the project he shall replace damaged items at no expense to OWNER.

PART 2 - PRODUCTS (NOT USED)

PART 3 - EXECUTION

3.01 Clearing and Grubbing

A. Limits of clearing shall be all areas within the Property Line and Right-of-Way easements except as otherwise shown. Damage outside these limits caused by the CONTRACTOR'S operations shall be corrected at the CONTRACTOR'S expense.

B. Except as noted below, CONTRACTOR shall remove from the site and satisfactorily dispose of all trees, shrubs, stumps, roots, brush, masonry, rubbish, scrap, debris, pavement, curbs, fences and miscellaneous other structures not covered under other Sections as shown, specified or otherwise required to permit construction of the new Work.

C. Trees, stumps and other cleared and grubbed material may not be disposed on site.

D. Burning on site will not be allowed.

E. All burning off the site shall be in complete accordance with rules and regulations of local authorities having jurisdiction.

F. Trees and shrubs shall be trimmed to avoid removal or damage. Trimmed or damaged trees shall be treated and repaired by persons with experience in this specialty who are approved by ENGINEER. Trees and shrubs intended to remain which are damaged beyond repair or removed, shall be replaced by the CONTRACTOR.

G. Control air pollution caused by dust and dirt, and comply with governing regulations.

*** * END OF SECTION * ***

SECTION 02200

EXCAVATION AND BACKFILL

PART 1 - GENERAL

1.01 Description

A. Scope:
1. Furnish all labor, materials, equipment and incidentals required to perform all excavating, backfilling and disposing of earth materials as shown, specified, and required for the purpose of constructing conduits, pipelines, roads, ditches, grading, and other facilities required to complete the Work in every respect.
2. All necessary preparation of subgrade for slabs and pavements is included.
3. All temporary means needed to prevent discharge of sediment to water courses because of dewatering systems or erosion is included.
4. No classification of excavated materials will be made. Excavation includes all materials regardless of type, character, composition, moisture, or condition thereof.

B. Related Work Specified Elsewhere:
1. Section 02920, Grassing.
2. Section 15052, Buried Piping Installation.

1.02 Quality Assurance

A. Tests:
1. The CONTRACTOR shall retain the services of a qualified testing laboratory to make tests and determine acceptability of the fill or material as listed below.
2. CONTRACTOR shall give full cooperation to the testing lab personnel so that the required soil tests can be taken in an efficient and timely manner.
3. Required Tests:
   a. Select Fill Samples:
      (1) Gradation, ASTM D 422.
      (2) Liquid Limit, ASTM D 423.
      (3) Plastic Limit and Plasticity Index, ASTM D 424.
   b. Compacted Select Fill: Compaction, ASTM D 698.

B. Permits and Regulations:
1. Obtain all necessary permits for work in roads, rights-of-way, railroads, etc.
2. Obtain permits as required by local, state and federal agencies for discharging water from excavations to rivers and streams.
3. Perform excavation work in compliance with applicable requirements of governing authorities having jurisdiction.

C. Reference Standards: Comply with applicable provisions and recommendations of the following except as otherwise shown or specified.

1. ASTM A 36, Structural Steel.
2. ASTM A 328, Steel Sheet Piling.
3. ASTM D 422, Particle-Size Analysis of Soils.
4. ASTM D 423, Liquid Limit of Soils.
5. ASTM D 424, Plastic Limit and Plasticity Index of Soils.
6. ASTM D 448, Standard Sizes of Coarse Aggregate for Highway Construction.
7. ASTM D 698, Moisture-Density Relations of Soils, Using 5.5 lb (2.5 kg) Rammer and 12-in. (304.8 mm) Drop.
8. ASTM D 1556, Density of Soil in Place by the Sand-Cone Method.
9. ASTM D 2487, Classification of Soils for Engineering Purposes.
10. ASTM D 2922, Density of Soil and Soil-Aggregate in Place by Nuclear Methods (Shallow Depth).

1.03 Submittals

Submit samples of all select fill, gravel and base materials required.

1.04 Job Conditions

A. Subsurface Information:
Not Included

B. Existing Structures and Utilities:

1. Shown on the Drawings are certain surface and underground structures adjacent to the Work. This information has been obtained from existing records. It is not guaranteed to be correct or complete and is shown for the convenience of the CONTRACTOR. CONTRACTOR shall explore ahead of the required excavation to determine the exact location of all structures. They shall be supported and protected from injury by the CONTRACTOR. If they are broken or injured, they shall be restored immediately by the CONTRACTOR at his expense.
2. Locate existing underground utilities in the areas of Work. If utilities are to remain in place, provide adequate means of protection during earthwork operations.

   Should uncharted or incorrectly charted piping or other utilities be encountered during excavation, consult the ENGINEER immediately for directions as to procedure. Cooperate with City and utility companies in keeping respective services and facilities in operation. Repair damaged utilities to satisfaction of utility owner.
3. Do not interrupt existing utilities serving facilities occupied and used by the Owner or others, except when permitted in writing by ENGINEER and then only after acceptable temporary utility services have been provided.

C. Use of Explosives: Not permitted on the job site.

D. Protection of Persons and Property:

1. Barricade open excavations occurring as part of this Work and post with warning lights.
2. Operate warning lights during hours from dusk to dawn each day and as otherwise required.
3. Protect structures, utilities, sidewalks, pavements, and other facilities from damage

caused by settlement, lateral movement, undermining, washout and other hazards created by earthwork operations.

E. Dust Control: Conduct all operations and maintain the area of activities, including sweeping and sprinkling of roadways, so as to minimize creation and dispersion of dust. Use calcium chloride to control serious or prolonged dust problems.

PART 2 - PRODUCTS

2.01 Soil Materials

A. Select Backfill and Fill Material: Comply with the following properties: Class B7-6 Borrow Material, as specified in Section 703.21 of the "*Mississippi Standard Specification for Road and Bridge Construction*", 2004 Edition.

B. Borrow Material: Comply with the following properties: Class B7-6 Borrow Material as specified in Section 703.21of the "*Mississippi Standard Specification for Road and Bridge Construction*", 2004 Edition.

C. General Backfill and Fill Material: Provide approved soil materials for backfill and fill that meet the following requirements:
   1. Free of clay, rock or gravel larger than 6 inches in any dimension, debris, waste, frozen materials, vegetable and other deleterious matter.
   2. Fill shall consist of any non-organic soil, free of debris and capable of being placed and compacted to the specified densities.

D. Select Bedding Material: Select Bedding Material shall be Class B bedding, as specified in Section 603.03.2 of the "*Mississippi Standard Specification for Road and Bridge Construction*", 2004 Edition.

E. Sand Material for Undercuts: Sand Material for Undercuts shall be a clean sand having a maximum of 15% passing the No. 200 sieve.

F. All costs associated with tests required by the ENGINEER to verify that material obtained either on-site or off-site meets the above requirements shall be borne by the CONTRACTOR.

PART 3 - EXECUTION

3.01 Inspection

CONTRACTOR will examine the areas and conditions under which excavating, filling, and grading are to be performed and notify the ENGINEER of conditions the CONTRACTOR may find that are detrimental to the proper and timely completion of the Work. Do not proceed with the Work until unsatisfactory conditions have been corrected in an acceptable manner.

3.02 Site Preparation

Clear all areas to be occupied by permanent construction of all trees, brush, roots, stumps, logs, wood and other materials and debris in accordance with Section 02100. Subgrades for fills shall be cleaned and stripped of vegetation, sod, topsoil and organic matter.

3.03 Test Pits

A. Where ordered by the ENGINEER, excavate and backfill, in advance of construction, test pits to determine conditions or location of existing facilities.

B. Perform all work required in connection with excavating, stockpiling, maintaining, sheeting, shoring, backfilling and replacing pavement for the test pits.

C. Payment for this work will be included in the prices bid for the excavation work.

D. Test pits made by the CONTRACTOR for his own use at his option shall not be paid for.

3.04 Excavation

A. General:
   1. Scope: Perform all excavation required to complete the Work as shown and specified.
   2. Excavated Materials: Earth, sand, clay, gravel, hardpan, boulders not requiring drilling or jackhammering to remove, decomposed rock, pavements, sediment, rubbish and all other materials within the excavation limits.

B. Structures and Pipelines:
   Excavations: Open excavations shall be shored and braced where necessary. All shoring and bracing systems shall comply with current OSHA requirements.

C. Dewatering:
   1. Placement of Structure Below Groundwater Table: Use well points, cofferdams or other acceptable methods to permit construction of said structure or pipeline under dry conditions.
   2. New Concrete and Pipelines: Maintain dry conditions until fresh concrete has reached sufficient strength to withstand earth and hydrostatic loads and until the pipelines are properly jointed, tested and backfilled.
   3. Flooding: Protect excavation form flooding until all walls and floor framing up to and including grave level floors are in place and backfilling has begun.
   4. Water Level: Maintain water level below top of backfill at all times.
   5. Under no conditions shall water be permitted to stand in the bottom of an excavation for more than 24 hours.

D. Pumping: Pump excavations in such a manner to prevent the carrying away of unsolidified concrete materials, and to prevent damage to the existing subgrade.

E. Size of Excavations: Extend excavation sufficiently on each side of structures, footings, etc., to permit setting of forms, installation of sheeting or the safe sloping of banks.

F. Subgrades:

1. Subgrade Requirements for Roadways, and Trench Bottoms:
    a. Strong, dense, and thoroughly compacted and consolidated.
    b. Free from mud, muck and other soft or unsuitable materials.
    c. Remain firm and intact under all construction operations.
2. Soft Subgrades: For subgrades which are otherwise solid, but which become soft or mucky on top due to construction operations, overlay with geotextile fabric prior to placement of crushed stone or gravel. Fabric shall be as manufactured by one of the following:
    a. Marifi 600X by Marifi, Inc.
    b. Typar Style 3601 by Dupont Co.
    c. Or equal.

    Install fabric in accordance with manufacturer's recommendations.
3. Use "Mud-mat" for subgrade.
4. Finished Elevation of Stabilized Subgrades: Do not place above subgrade elevations shown.

G. Pipe Trench Preparation:
1. No more than 100 feet of trench may be opened in advance of pipe laying.
2. Trench width shall be minimized to greatest extent practical but shall conform to the following:
    a. Sufficient to provide room for installing, jointing and inspecting piping, but in no case wider at top of pipe than pipe barrel O.D. plus 3 feet.
    b. Enlargements at pipe joints may be made if required and approved by ENGINEER.
    c. Sufficient for sheeting, bracing, sloping, and dewatering.
    d. Sufficient to allow thorough compacting of backfill adjacent to bottom half of pipe.
    e. Do not use excavating equipment which requires the trench to be excavated to excessive width.
3. Depth of trench shall be as shown. If required and approved by ENGINEER depths may be revised.

H. Material Storage:
1. Stockpile satisfactory excavated materials in approved areas, until required for backfill or fill.
2. Place, grade and shape stockpiles for proper drainage.
3. Locate and retain soil materials away from edge of excavations.
4. Dispose of excess soil and waste materials as specified hereinafter.

I. Unsuitable Material:
1. Where the existing material beneath the bedding material is considered unsuitable by the ENGINEER, remove and replace it with select bedding material.
2. Include the additional excavation and select bedding material as defined under Section 02200 when ordered in writing by the ENGINEER.

3.05 Unauthorized Excavation

A. Limits: All excavation outside the lines and grades shown.

B. Responsibility: All unauthorized excavation together with the removal and disposal of the associated materials is at the CONTRACTOR'S expense.

C. Backfill: Fill and compact the unauthorized excavation with select backfill and at CONTRACTOR'S expense.

3.06 Drainage and Dewatering

A. General:
1. Prevent surface and subsurface water from flowing into excavations and from flooding adjacent areas.
2. Remove water from excavation as fast as it collects.
3. Maintain the ground water level below the bottom of the excavation to provide a stable surface for construction operations, a stable subgrade for the permanent work, and to prevent damage to the Work during all stages of construction.
4. Provide and maintain pumps, sumps, suction and discharge lines and other dewatering system components necessary to convey water away from excavations.
5. Obtain ENGINEER'S approval before shutting down dewatering system for any reason.

B. Standby Requirements for Dewatering: Provide standby equipment to ensure continuity of dewatering operations.

C. Disposal of Water Removed by Dewatering System:
1. Dispose of all water removed from the excavation in such a manner as not to endanger public health, property, or any portion of the Work under construction or completed.
2. Dispose of water in such a manner as to cause no inconvenience to the Owner, ENGINEER, or others involved in work about the site.
3. Convey water from the construction site in a closed conduit. Do not use trench excavations as temporary drainage ditches.

3.07 General and Select Backfill

A. General: Furnish, place and compact all backfill required for embankments and trenches as required to provide the finished grades shown and as described herein.

B. Select: Provide select backfill in the following locations:
1. Support below and around piping and foundations as noted on the Drawings.
2. Subgrade for roads and pavements.
3. Where shown or directed by ENGINEER.

C. Restrictions: Backfill excavations as promptly as Work permits, but not until completion of the following:

1. Construction below finish grade including dampproofing, waterproofing, and perimeter insulation.
2. Inspection, testing, approval, and recording of locations of underground utilities.
3. Removal of concrete formwork.
4. Removal of shoring and bracing, and backfilling of voids with satisfactory materials.
5. Removal of trash and debris.
6. Permanent or temporary horizontal bracing is in place on horizontally supported walls.

D. Placement:

1. Keep excavation dry during backfilling operations. At no time shall water be permitted to stand in the bottom of a trench for more than 24 hours.
2. Bring up backfill evenly on all sides around structures and piping.
3. For embankments it is intended that the elevations, lines, grades and typical sections (after settlement and compaction during construction) shall be those shown on the Drawings.

E. Pipe Trenches:

1. Place all backfill in pipe trenches in horizontal layers not exceeding 6 inches in depth (loose thickness) and thoroughly compacted before the next layer is placed.
2. Comply with requirements of Section 15052.

F. Moisture:

1. The water content of the fill being compacted shall be within the range of plus 4 percentage points from the optimum moisture content of the material unless otherwise specified.
2. Wet the fill materials during placement to achieve water contents needed for effective compaction.

G. Unacceptable Material:

1. Do not place or compact fill in a frozen condition or on top of frozen material.
2. Remove fill containing organic materials or other unacceptable material and replace with approved fill material.

H. Equipment:

1. Compact fill with equipment suitable for the type of material placed and which is capable of providing the densities required.
2. Select compaction equipment and submit it and proposed procedure to the ENGINEER for approval.

I. Coverage:

1. Compact fill by at least two coverages of all portions of the surface of each lift by compaction equipment.
2. One coverage is defined as the condition obtained when all portions of the surface of the fill material have been subjected to the direct contact of the compactor.

J. Compaction: Minimum Density for General Backfill and Fill: CONTRACTOR shall

provide independent analysis to demonstrate what value 95 and 98 percent of maximum density obtained in the laboratory, in accordance with ASTM D 698 Method C including Note 2, is so that field density tests can be performed. This percentage is of standard Proctor density. Additional laboratory analyses will not be needed unless the material changes based upon Engineer's observations.

K. Inadequate Compaction:
   1. If the specified densities are not obtained because of improper control of placement or compaction procedures, or because of inadequate or improperly functioning compaction equipment, perform whatever work is required to provide the required densities.
   2. This work includes complete removal of unacceptable fill areas and replacement and recompaction until acceptable fill is provided.

L. Settlement:
   1. Repair any settlement that occurs, at CONTRACTOR'S expense.
   2. Make all repairs and replacements necessary within 30 days after notice from the ENGINEER or OWNER.

M. Disturbed Materials:
   1. Provide, place and compact select fill necessary to replace subgrade materials disturbed and softened as a result of the CONTRACTOR'S operations or to backfill unauthorized excavation.
   2. Furnish additional fill at CONTRACTOR'S expense.

3.08 Grading

A. General:
   1. Uniformly grade areas within limits of grading under this Section, including adjacent transition areas.
   2. Smooth subgrade surfaces within specified tolerances.
   3. Compact with uniform levels or slopes between points where elevations are shown, or between such points and existing grades.

B. Compaction: After grading, compact subgrade surfaces to the depth and percentage of maximum density for each area classification.

3.09 Gravel Course

A. General:
   1. Place material to provide a total thickness of (6) six inches of drainage course under Reinforced Concrete Pipe sections and Flared End sections.
   2. See other Sections of Division 2 for material specifications.

B. Grade Control: During construction, maintain lines and grades including crown and cross-slope of gravel course.

C. Shoulders:

1. Place shoulders along edges of gravel course to prevent lateral movement.
2. Construct shoulders of acceptable soil materials, placed in such quantity to compact to thickness of each gravel course layer.
3. Compact and roll at least a 6 inch width of shoulder simultaneously with compacting and rolling of each layer of gravel course.

D. Placing:
1. Place gravel course material on prepared subgrade in layers of uniform thickness, conforming to indicated cross-section and thickness.
2. Maintain optimum moisture content for compacting gravel material during placement operations.
3. When a compacted gravel course is shown to be 6 inches thick or less, place material in a single layer.
4. When shown to be more than 6 inches thick, place material in equal layers, except no single layer more than 6 inches or less than 3 inches in thickness when compacted.

3.10 Disposal of Excavated Materials

A. Excess or Unsuitable Material:
1. Haul away from the project site all material removed from the excavations which does not conform to the requirements for fill or is in excess of that required for backfill.

2. Dispose of fill in compliance with municipal, county, state, federal or other applicable regulations at no additional cost to the OWNER.

3.11 Field Quality Control

A. Quality Control Testing During Construction:
1. Testing lab will inspect and approve subgrades and fill layers before further construction work is performed thereon
2. Tests of subgrades and fill layers shall be taken as follows:
   a. Borrow Material/General Backfill/Select Backfill: Densities will be taken as specified in Section 203 of the "*Mississippi Standard Specification for Road and Bridge Construction*", 2004 Edition.

B. Unsuitable Compaction: If, based on reports of testing lab and inspection, subgrade or fills which have been placed are below specified density, provide additional compaction and testing at no additional expense to the OWNER.

*** * END OF SECTION * ***

SECTION 02270

SLOPE PROTECTION AND EROSION CONTROL

PART 1 - GENERAL

1.01 Section Includes

A. Temporary and permanent erosion control systems.

B. Slope Protection Systems.

1.02 Related Sections

A. Section 02100, Clearing

B. Section 02200, Excavation and Backfill

C. Erosion Control Details

D. Construction Requirements

1.03 Permits

Securing a permit (s) for storm water discharge associated with the Contractor's activity on any other regulated area the Contractor occupies, shall be the responsibility of the Contractor.

1.04 Environmental Requirements

The contractor shall meet the requirements of The USDA/Mississippi "Planning and Design Manual for the Control of Erosion, Sediment, and Stormwater" (first edition – April 1994) in addition to the Field Manual for Erosion and Sediment Control on Construction Site in Mississippi (second edition – 2005) in the implementation of erosion and sediment controls to protect adjacent properties and water resources from erosion and sediment damage throughout the life of the contract.

The maximum total acreage that can be disturbed, at one time, on the project is SEVENTEEN (17) acres. The Contractor shall be required to "stabilize" disturbed areas prior to opening up additional sections of the project. "Stabilized" shall be when the disturbed area has been grassed either temporary or permanent, and mulched according to the specifications. Disturbed areas include roadbeds, slopes, and other remaining areas within the project limits.

PART 2 - PRODUCTS

2.01 Materials

A. Quick growing grasses such as wheat, rye or oats (See Section 02900).

B. Hay or straw bales.

C. Fencing for siltation control as specified on the plans.

D. Curlex blankets by American Excelsior Company or approved equal.

E. Temporary mulches such as loose hay, straw, netting, wood cellulose or agricultural silage.

F. Wattles

G. Triangular Silt Dikes

H. Sandbags

I. Inlet Siltation Guards.

J. Silt Basins

K. Turbidity Barriers.

L. Erosion and Siltation Control Plan

PART 3 - EXECUTION

3.01 Preparation

A. Review site Erosion Control Plan. The Contractor shall submit to the Project Engineer for approval, a comprehensive Erosion and Siltation Control Plan utilizing temporary measures and permanent erosion control features to provide acceptable controls during all stages of construction.

B. Erosion Control Plan (ECP) shall include (at a minimum) the following:

- Plan sheets, 11”x17” or larger, of all areas within project site, showing locations of all temporary/permanent erosion control devices.
- Detailed description of the proposed sequence of operations, but not limited to, clearing and grubbing, excavation, drainage, and structure installation.
- Detailed description of best management practices (BMP) to be used to prevent siltation and erosion during sequence of operations.
- A copy of the Certification for the Contractor’s Certified Erosion Control Person whose primary duty shall be monitoring and maintaining the effectiveness of the ECP and compliance with the NPDES permit requirements. (THE CONTRACTOR’S SUPERINTENDENT CANNOT BE THE CERTIFIED EROSION CONTROL PERSON.)
- Plan for disposal of waste materials within the project site which shall include but not be limited to:
  - Containment and disposal of materials from the cleaning (washing out) of concrete trucks that are delivering concrete to the project site.
  - Containment and disposal of fuel/petroleum materials at staging areas on the project.
- The ECP shall be maintained for review on the project site at all times, updated as work

progresses to show changes due to revisions in the sequences of construction operations, replacement of inadequate BMPs, and the maintenance of BMPs. Work shall not be started until and ECP has been approved by the Engineer. The Engineer will have the authority to suspend all work and/or withhold payments for failure of the Contractor to carry out provisions of MDEQ's Storm Water Construction General Permit, the ECP, updates to the ECP, and/or proper maintenance of the BMPs.

C. Deficiencies or changes in the Erosion Control Plan as it is applied to current conditions will be brought to the attention of the Engineer for remedial action.

3.02 Erosion Control and Slope Protection Implementation

A. Prior to beginning any clearing and grubbing operations on the project, controls shall be in place to address areas such as drainage structures, wetlands, streams, steep slopes and any other sensitive areas as directed by the Engineer.

B. The engineer has the authority to limit the surface area of erodible earth material exposed by clearing and grubbing, excavation, borrow and embankment operations and to direct the contractor to provide immediate permanent or temporary pollution control measures. The contractor will be required to incorporate all permanent erosion control features into the project at the earliest practical time to minimize the need for temporary controls. Cut slopes shall be permanently seeded and mulched as the excavation proceeds to the extent considered desirable and practical.

C. The temporary erosion control systems installed by the contractor shall be maintained as directed by the engineer to control siltation at all times during the life of the contract. The contractor must respond to any maintenance or additional work ordered by the engineer within a 48-hour period.

D. Disturbed areas that remain inactive for a period of more than thirty (30) days shall be temporary grassed and mulched. Temporary grassing and mulching shall be only paid one time for a given area.

****END OF SECTION****

SECTION 02920

GRASSING

PART 1 – GENERAL

1.01 Description

A. Scope:
   1. CONTRACTOR shall furnish all labor, materials and incidentals required to establish a permanent stand of warm season grass as provided by the warranty specified herein. Grassing shall be established in all areas disturbed by CONTRACTOR during construction.
   2. If the Contractor fails to establish a warm season grass before a cool season grass becomes necessary then regrassing with a warm season grass as specified in Part 3.07 of this section will be required. A cool season grass may be required on the sprigged ballfield areas.
   3. The types of grassing work required include the following.
      a. Topsoil stockpiled for reuse under Section 02200, Excavation and Backfill.
      b. Seeded areas
      c. Mulch seeded areas
      d. Maintenance until completion of contract
      e. Fertilizers
      f. Guarantees

B. Coordination: Review installation procedures under other Sections and coordinate the installations of items that must be installed with the grassing.

C. Site Investigation: CONTRACTOR shall visit the job site and familiarize himself with the nature and location of the work, existing site conditions and conditions under which he will be obligated to perform the work listed herein.

D. Related Work Specified Elsewhere:
   1. Section 02200, Excavation and Backfill

1.02 Quality Assurance

A. Landscape Subcontractor Qualifications: Must be a licensed Landscape Contractor who will employ only experienced personnel who are familiar with the required work and will provide adequate supervision by a qualified foreman.

B. Source Quality Control:
   1. General: Ship landscape materials with certificates of inspection as required by governmental authorities. Comply with governing regulations of the State of Mississippi and U.S. Department of Agriculture, circular No. 156 applicable to landscape materials.

2. Analysis and standards: Package standard products with manufacturers certified analysis. For other materials, provide analysis by recognized laboratory made in accordance with methods established by the Association of Official Analytical Chemists, wherever applicable or as further specified.

C. Reference Standards: Comply with applicable provisions and recommendations of the following, except where otherwise shown or specified:
1. Mississippi Fertilizer Law: Rules and Regulations – MS Department of Agriculture and Commerce.
2. Mississippi Pure Seed Law and Regulations – MS Department of Agriculture and Commerce.
3. Association of Official Analytical Chemists, Official Methods of Analysis.
4. American Joint committee on Horticultural Nomenclature, Standardized Plant Names.
5. ASTM C 602, Agricultural Liming Materials.
6. ASTM D 2487, Classification of Soils for Engineering Purposes.
7. FSO-F-241D, Fertilizer, Mixed Commercial.
8. FSO-P-166E, Peat Moss; Peat, Humus; and Peat. Reed-sedge.
9. Official Seed Analysis of North America, Standards of Quality.

1.03 Submittals

A. Shop Drawings: Submit for approval the following:
1. Planting schedule for landscape installation showing scheduled planting dates for each type of seed.
2. Manufacturer's specifications and installation instructions for all materials required.

B. Certificates: Submit for approval the following:
1. Certificates of inspection as may be required by governmental authorities to accompany shipments, and manufacturer's or vendors certified analysis for soil amendments and fertilizer materials. For standard products submit other data substantiating that materials comply with specified requirements.
2. Certificates from seed vendors for each seed mixture required, stating botanical and common name, percentage by weight and percentages of purity, germination, and weed seed for each species.

1.04 Product Delivery, Storage and Handling

A. Delivery of Materials: Do not deliver seed until site conditions are ready for planting.
1. Deliver packaged materials to the site in containers showing weight, analysis and name of manufacturer. Protect materials from deterioration during delivery.
2. Furnish seed in sealed, standard containers each bearing the manufacturer’s guaranteed analysis.
3. Notify ENGINEER of delivery schedule in advance so landscape material may be inspected upon arrival at job site.
4. Remove damaged and other unacceptable material immediately from job site.

B. Storage of Materials:
   1. Store and cover materials to prevent deterioration. Remove packaged materials which have become wet or show deterioration or water marks from the site.
   2. Seed that is wet or moldy or that has been otherwise damaged in transit or storage is not acceptable. Replace at no further cost to OWNER.

1.05 Job Conditions

A. Environmental Requirements:
   1. Proceed with and complete the work as rapidly as portions of the site become available, working within the seasonal limitations for each type of material required.
   2. Do not spread seed when wind velocity exceeds 5 miles per hour.

B. Scheduling: Plant or install materials only during normal planting seasons. Correlate planting with specified maintenance periods to provide maintenance until occupancy by the OWNER.

1.06 Alternatives

Do not make substitutions. If specified landscape material is not obtainable, submit to ENGINEER proof of non-availability and proposal for use of equivalent material.

PART 2 – PRODUCTS

2.01 Materials

A. Topsoil:
   1. Both on-site and off-site topsoil shall be approved by ENGINEER prior to use.
   2. If off-site topsoil is required a representative sample will be tested in accordance with on-site samples as shown in Appendix C.
   3. Fertile, friable, natural loam, surface soil, capable of sustaining vigorous plant growth, free of any admixture of subsoil, clods of hard earth, plants or roots, pests or pests larvae, sticks or other extraneous material harmful to plant growth.
   4. Organic content shall not be less than 5 percent, as determined by ignition loss.

B. Grass Materials:
   1. Grass Seed Mixture: Provide fresh, clean, new-crop seed complying with the tolerance for purity and germination established by the Official Seed Analysts of North America. Provide seed of the grass species, proportions and minimum percentages of purity, germination, and maximum percentage of weed seed, as specified.
   2. Seed shall be delivered in bags as required by law. Each bag shall be tagged showing the percentage of germination, purity of the seed and percentage of noxious weeds and litter.
   3. Seed shall be free of wild onion, Canadian thistle and Johnson grass. One pound of seed shall not contain more than 300 noxious seeds.
   4. Seed older than 1 year will not be accepted.

5. The "Schedule of Grass Seed Requirements" is a follows:

Name of Grass	Purity	Germination	Application May 1 to Aug. 15	Application Aug 15 to Sept 15	Per Acre Sept. 15 to Feb 15	Per Acre Feb 15 to May 1
Centipede Grass	95%	90%	60 lbs (hulled)	30 lbs		60 lbs
Rye	95%	90%	--	60 lbs	60 lbs	30 lbs

6. Rye Grass shall be an annual Rye Grass.

C. Solid Sod:
1. Type: Centipede. Certification of sod required.
2. Sod shall be provided in large blocks or in rolls acceptable in size to the ENGINEER, free from ragged edges and with a minimum of 1-1/2 inch soil adhering firmly to the roots. Rolls shall be 30 to 42 inches in width.
3. Sod shall be free from obnoxious weeds and other grasses and shall not contain matter deleterious to its growth.
4. Sod shall be mowed within 24 hours proceeding cutting, and transplant with 24 hours from time of cutting, unless stacked in a manner acceptable to ENGINEER. **IN NO** event shall more than 3 days elapse between cutting and planting of sod.

D. Soil Amendments: Agricultural Lime: Natural limestone containing not less than 85 percent of total carbonates, ground so that not less than 90 percent passes a 10-mesh sieve and not less than 50 percent passes a 100-mesh sieve.

E. Fertilizers:
1. Commercial Fertilizer: Complete fertilizer of neutral character, with a minimum of 75 percent nitrogen derived from natural organic sources or urea form; 40-50 percent of the nitrogen shall be water soluble. Available phosphoric acid derived from superphosphate, bone, or tankage. Potash derived from muriate of potash, containing 60 percent potash. Uniform in composition, free flowing and suitable for application with approved equipment.
2. Provide the following types of fertilizers:
   a. Combination Fertilizer: Minimum chemical analysis of nitrogen, phosphorus and potash of 13-13-13
   b. Manufactured Fertilizer having a minimum chemical analysis of nitrogen, phosphorus and potash of 34-0-0:
      1) Ammonia nitrate 34-0-0
      2) Muriate of Potash 0-0-60

F. Mulch: Anti-Erosion Mulch: Provide clean, seed-free salt hay or threshed straw of wheat, rye, oats or barley, free from noxious weeds. Materials which are low grade and unfit for farm use such as "U.S. Sample Grade" are acceptable.

G. Water: Water shall not contain chemical or toxins which may be harmful.

PART 3 – EXECUTION

3.01 Soils Analysis

A. Prior to planting grass seeds the Contractor shall make soil samples. One soil sample shall be obtained for every 10,000 square feet of area to be planted. Soil samples shall be tested for pH and nutrient deficiencies as tested in Appendix C. The Contractor shall use the results of the analysis and recommendations for applying fertilizers and agricultural lime, preplant and post plant.

B. When off-site top soil is required, provide soil analysis prepared from samples taken from the excavation site. Provide two (2) samples per 1,000 cubic yards and have samples tested in same manner as on-site analysis shown in Appendix C.

3.02 Topsoil

A. CONTRACTOR and his installer must install previously stripped topsoil if it meets the quality requirements listed in Part 2.01 and meets the Engineer's approval.

B. When off-site topsoil is required, the Contract will collect samples taken from the site and have samples analyzed by the local county extension service prior to using on-site. If topsoil deficiencies are extreme, the Engineer may reject the off-site topsoil.

3.03 Soil Preparation

A. Apply ground limestone, by machine, over all areas to receive seed, as required, at the rate required by the soil analysis, to bring the soil to a neutral pH. Work lightly into the top 3 inches of topsoil at least five days before applying the commercial fertilizers.

B. Apply fertilizer by machine; over areas to receive turf at the rate determined in the soil analysis.

C. Apply commercial fertilizers within 10 days of planting.

D. Thoroughly and evenly incorporate fertilizer with the soil to depth of 3 inches by disking, or other approved method.
   1. In areas inaccessible to power equipment, use hand tools.
   2. Adjacent to existing trees, adjust depth to avoid disturbing roots.

E. Grade planting areas to smooth, even surface with loose, uniformly fine texture. All finish grades shall be plus or minus 1" or .10 of a foot. Remove all stones and extraneous foreign material in excess of 1-inch diameter. Roll and rake and remove ridges and fill depressions, as required to meet finish grades. Limit fine grading to areas which can be planted immediately after grading.

F. Moisten prepared planting areas before seeding if soil is dry. Water thoroughly and allow surface moisture to dry before planting. Do not create a muddy soil condition.

G. Restore planting areas to specified condition if eroded or otherwise disturbed after fine grading and prior to seeding.

3.04 Installation

A. General: Maintain grade stakes until removal is mutually agreed upon by all parties concerned.

B. Seeding:
1. Sow seed using a spreader or seeding machine.
2. Distribute seed evenly over entire area by sowing equal quantity in 2 directions at right angles to each other. Do not sow seeds in windy weather.
3. Sow not less than the quantity of seed specified.
4. Cultipacker, or approved similar equipment, may be used to cover the seed and to firm the seedbed in one operation. In areas inaccessible to cultipacker:
   a. Rake the seed lightly into top 1/8 inch of soil, roll in two directions with a water ballast roller, weighing not less than 100 pounds per linear foot.
   b. Take care during raking that seed is not raked from one spot to another.
5. Water seeded areas thoroughly with a fine spray.

C. Sodding:
1. Place on the approved prepared surface with edges in close contact, and starting at the lowest point and working upward.
2. Close cracks between blocks of sod small pieces of fresh sod. Fill cracks too small for sod with a light dressing of approved soil.
3. Compact and water sod area to the satisfaction of the Landscape Architect. Compact with light rollers, hand tamps or other approved equipment.
4. Excavate so that the soil elevation of the sod meets flush with the seeded soil elevations where seeded areas join sodded areas.
5. Peg with wooden pegs driven through the sod into firm earth at intervals deemed suitable to hold the sod in place, in areas where the sod may slide (due to the height and slope of the surface or nature of the soil).

D. Reconditioning Existing Turf:
1. Recondition existing turf areas damaged by CONTRACTOR'S operations including storage of materials or equipment and movement of vehicles. Also reconditioning existing turf areas where minor regrading is required.
2. Water newly planted areas and keep moist until new turf is established.

3.05 Plant Establishment

A. Seeding and Overseeding: Consists of protection of areas and operations of maintenance including watering, mowing, weeding, repairing, and reseeding of areas damaged or eroded as a result of the Contractor’s operations, negligence, or by normal rains or storm, prior to acceptance.

B. Sodding: Consists of preserving, protecting, replacing, watering, and maintenance necessary to keep the sod in satisfactory condition until acceptance.

3.06 Project Completion

A. Clean-Up: Refer to Section 1710.

B. Maintenance:
1. Begins immediately after each plant and/or seeding is planted and continues until planting has passed final inspection and acceptance.
2. Includes watering, weeding, cultivating, mowing, removal of dead materials, resetting plants to proper grades and other necessary operations. Lawn areas to receive watering at the rate of 1-1/2 inch per week.
3. Fertilize lawn areas with specified fertilizers, pre-plant fertilizer (13-13-13), mid-post plant (34-0-0). After 14 days of pre-plant application and final post plant (13-13-13) 14 days after mid-post plant application, apply 1 lb. of Nitrogen per 1,000 sq. ft. per application.
4. Mowing shall begin twenty-one days after planting and continue every seven days until final acceptance. Perform mowing with rotary or reel mowers – no bushhogs or flail mowers allowed. Mow and trim to a height of 1-1/2 inch.
5. Provide protection to lawn areas. Repair damage resulting from construction operations promptly.
6. Control weeds in lawn areas during maintenance period.
7. Roll all lawn areas for smoothness.

C. Maintenance by Owner:
1. Owner will provide adequate maintenance during the guarantee period; however, Contractor shall fully explain the watering, and mowing needs of the work to the Owner in writing, submitted with the closeout documents.
2. Contractor is responsible for planting until the guarantee period is up, unless the Owner is grossly negligent in his maintenance of the work.
3. Maintenance by Owner shall not begin until final acceptance.

3.07 Guarantee, Inspection and Acceptance

A. Inspection:
1. Notify Engineer:
   a. Prior to the days on which grassing operations are performed, and
   b. To request final inspection.
2. Made by Engineer at the conclusion of planting to determine completion, exclusive of replacement of plants.

B. Final Acceptance:
1. Final acceptance will be made by Owner following final inspection and approval by the Engineer.
2. Where seeding is included, will not be made for a minimum period of 21 calendar days after permanent grass seeding and until seed have germinated and are growing in a satisfactory stand.
3. A satisfactory stand of grass is a cover of living grass (limited to the species of seed or sod which is expected to germinate in the current season), in which no gaps greater than 6 inches occur in seeded areas and no gaps occur in sodded areas.

4. If an acceptable stand of grass is not established within 45 calendar days from date of planting, the area shall be reseeded or repaired (at no cost to the Owner) until an acceptable stand is established. Deficiencies in the work must be corrected before final acceptance will be made.

C. Guarantee:
1. Period – 60 days, BEGINNING at the time of FINAL acceptance.
2. Grass shall be alive, in a satisfactory condition, and growth for each specified species of plant at the end of the guarantee period, unless the plant material has suffered from direct damage or negligence by the Owner.
3. Grass damaged directly or indirectly as a result of the Work prior to final acceptance of the complete project, shall be replaced.
4. Refer to warranty requirements of sod (paragraph 2.04C).

D. Reports by Landscape Contractor:
1. Beginning at final acceptance and during the guarantee period, make periodic inspections of the work to verify minimal maintenance by Owner.
2. Inspections shall be made once every 30 days. File a written report with the Owner and the Engineer.
3. Failure to do so shall relieve the Owner of his maintenance requirements during the guarantee period.

E. Replacement – Warranty:
1. Grassing required under this contract which is dead or not in satisfactory condition during, or at the end of the guarantee period, as determined by the Engineer, shall be removed and replaced, at the Contractor's expense, provided that:
   a. Owner has complied with the instructions for maintenance provided by the Contractor, and
   b. The 30-day reports by the Contractor are on file with the Engineer.
2. Notify the Engineer when planning to replace the grass so that the Engineer or Owner may be present.
3. Replacement plants shall be of the same variety and species installed, unless directed otherwise by the Engineer.

3.08 Re-Grassing Requirement

A. This requirement is for the purpose of installing the desired stand of warm season grass, which could not be established if planted in the period of August 16 to May 1.

B. This requirement is not covered under the specified construction period and does not provide for liquidated damages; however the Owner reserves the right to assess applicable damages to the Contractor if the re-grassing operation has not been completed by June 1 of the succeeding grassing season, following the completion of other components of this project.

C. Grassing operations performed in the period beginning August 16, and continuing to May 1:
1. Re-seed and re-fertilize project area designated to be seeded, if an acceptable stand of warm season grass has not been achieved, as determined by the Owner and Engineer on or around May 1.

2. Re-grassing operations shall require fill as required due to erosion, scarifying, fertilization, and grassing, all as per this Section. Mulch bare areas greater than 3 feet by 3 feet.

**** END OF SECTION****

SECTION 03315

CONCRETE

PART 1 - GENERAL

1.01 Description

A. Scope: CONTRACTOR shall provide all labor, materials, equipment and incidentals as shown, specified and required to furnish and install cast-in-place concrete reinforcement and related materials.

B. Coordination: Review installation procedures under other Sections and coordinate the installation of items that must be installed in the concrete.

1.02 Quality Assurance

A. Source Quality Control:
   1. Concrete Testing Service:
      a. CONTRACTOR shall employ acceptable testing laboratory to perform materials evaluation, testing and design of concrete mixes.
      b. CONTRACTOR'S laboratory shall also evaluate concrete delivered to and placed at the site.
   2. Certificates, signed by concrete producer and CONTRACTOR, may be submitted in lieu of material testing when acceptable to ENGINEER.
   3. Quality Control: Perform sampling and testing during concrete placement, as follows:
      a. Sampling: ASTM C 172.
      b. Slump: ASTM C 143, one test for each load at point of discharge.
      c. Air Content: ASTM C 31, one for each set of compressive strength specimens.
      d. Compressive Strength: ASTM C 39, first load and then one set for each 50 cubic yards or fraction thereof for each class of concrete; 1 specimen tested at 7 days, 2 specimens tested at 28 days.
   4. Report test results in writing to ENGINEER on same day tests are made.

B. Reference Standards: Comply with the applicable provisions and recommendations of the following, except as otherwise shown or specified.
   1. ACI 301, Specifications for Structural Concrete for Building (includes ASTM Standards referred to herein except ASTM A 36).
   2. ACI 347, Recommended Practice for Concrete Formwork.
   3. ACI 304, Recommended Practice for Measuring, Mixing, Transporting, and Placing Concrete.
   4. ACI 315, Manual of Standard Practice for Detailing Reinforced Concrete Structures.
   5. ACI 305, Recommended Practice for Hot Weather Concreting.
   6. ACI 306, Recommended Practice for Cold Weather Concreting.
   7. ASTM A 36, Structural Steel.
   8. Concrete Reinforcing Steel Institute, Manual of Standard Practice, include ASTM Standards referred herein.

1.03 Submittals

A. Samples: Submit samples of materials as specified and may be requested by the ENGINEER including names, sources and descriptions.

B. Shop Drawings: Submit the following for approval in accordance with Shop Drawing Procedures Section 01340 and the General Requirements and with additional requirements as specified.

1. Copies of manufacturer's specifications with application and installation instructions for proprietary materials and items, including admixtures and bonding agents.
2. Drawings for fabrication, bending, and placement of concrete reinforcement. Comply with ACI 315, Chapters 1 thru 8. For walls, show elevations to a minimum scale of 3 inch to 1 foot. Show bar schedules, stirrup spacing, diagrams of bent bars, arrangements and assemblies, as required for the fabrication and placement of concrete reinforcement.
3. List of concrete materials and concrete mix designs proposed for use. Include the results of all tests performed to qualify the materials and to establish the mix designs in accordance with ACI 301, 3.9. Submit written report to ENGINEER for each proposed concrete mix at least 15 days prior to start of Work. Do not begin concrete production until mixes have been reviewed and are acceptable to ENGINEER. Mix designs may be adjusted when material characteristics, job conditions, weather, test results or other circumstances warrant. Do not use revised concrete mixes until submitted to and accepted by ENGINEER.

C. Laboratory Test Reports: Submit copies of laboratory test reports for concrete cylinders, materials and mix design tests. Production of concrete to comply with specified requirements is the responsibility of the CONTRACTOR.

1.04 Product Delivery, Storage and Handling

A. Deliver concrete reinforcement materials to the site bundled, tagged and marked. Use metal tags indicating bar size, lengths, and other information corresponding to markings shown on placement diagrams.

B. All materials used for concrete must be kept clean and free from all foreign matter during transportation and handling and kept separate until measured and placed in the mixer. Bins or platforms having hard clean surfaces shall be provided for storage. Suitable means shall be taken during hauling, piling and handling to insure that segregation of the coarse and fine aggregate particles does not occur and the grading is not affected.

PART 2 - PRODUCTS

2.01 Concrete Materials

A. Portland Cement: ASTM C 150, Type I/II.

B. Aggregates: ASTM C 33.

1. Fine Aggregate: Clean, sharp, natural sand free from loam, clay, lumps or other deleterious substances. Dune sand, bank run sand and manufactured sand are not acceptable.

2. Coarse Aggregate: Clean, uncoated, processed aggregate containing no clay, mud, loam, or foreign matter, as follows:
   a. Crushed stone, processed from natural rock or stone.
   b. Washed gravel, either natural or crushed. Use of slag and pit or bank run gravel is not permitted.

C. Coarse Aggregate Size: Size to be ASTM C 33, Nos. 57 or 67, unless permitted otherwise by ENGINEER.

D. Water: Clean, potable.

E. Air-Entraining Admixture: ASTM C 260.

F. Water-Reducing Admixture: ASTM C 494. Only use admixtures which have been tested and accepted in mix designs.

G. Slump Limits: Proportion and design mixes to result in concrete slump at the point of placement of not less than one inch and not more than four inches.

2.02 Form Materials

A. Provide Form materials with sufficient stability to withstand pressure of placed concrete without bow or deflection.

B. Exposed Concrete Surfaces: Acceptable panel-type to provide continuous, straight, smooth, as-cast surfaces. Use largest practical sizes to minimize form joints.

C. Unexposed Concrete Surfaces: Suitable material to suit project conditions.

D. Provide ：-inch chamfer at all exposed corners.

2.03 Reinforcing Materials

A. Reinforcing Bars: ASTM A 615, Grade 60.

B. Welded Wire Fabric: ASTM A 185.

C. Steel Wire: ASTM A 82.

D. Fiber Reinforced Concrete: ASTM C 116.

E. Supports for Reinforcement: Bolsters, chairs, spacers and other devices for spacing, supporting and fastening reinforcement in place.
   1. Use wire bar type supports complying with CRSI recommendations, except as specified below. Do not use wood, brick, or other unacceptable materials.
   2. For slabs on grade, use supports with sand plates or horizontal runners where base materials will not support chair legs.
   3. For all concrete surfaces, where legs of supports are in contact with forms, provide supports complying with CRSI, Manual of Standard Practice as follows:
      Either hot-dip galvanized, plastic protected or stainless steel legs.

2.04 Grout

A. Non-metallic, 100 percent solids, high strength epoxy grout.
   1. Use clean well graded sand with epoxy resins suitable for use on dry or damp surfaces.
   2. Product and Manufacturer: Provide one of the following:
      a. Euco High Strength Grout by the Euclid Chemical Company.
      b. Sikadur 42 Grout by Sika Chemical Company.
      c. Five Star Epoxy Grout by U.S. Grout Corporation.
      d. Or equal.

B. Nonshrink, Nonmetallic Grout:
   1. Premixed nonstaining cementitious grout requiring only the addition of water at the job site.
   2. Product and Manufacturer: Provide one of the following:
      a. Euco N-S by the Euclid Chemical Company.
      b. Masterflow 713 by Master Builders Company.
      c. Five Star by U.S. Grout Corporation.
      d. Or equal.

C. Ordinary Cement-Sand Grout: Except where otherwise specified use 1 part cement to 3 parts sand complying with the following:
   1. Cement: ASTM C 150, Type II.
   2. Sand: ASTM C 33.

D. Concrete Grout for Riprap:
   1. Cement: ASTM C150, Type II
   2. Sand: ASTM C33
   3. Coarse Aggregate: ASTM C33, Size No. B.
   4. The Concrete Grout design mix shall be as follows:
      a. Cement.....564 lb. Per C.Y.
      b. Fine Aggregate.....1,616 lb. Per C.Y.
      c. Coarse Aggregate.....1,248 lb. Per C.Y.
      d. Water.....4 gal. per C.Y.
   5. Where water repelling and shrinkage reducing requirements are shown or specified, use admixtures.
   6. Product and Manufacturer: Provide one of the following:
      a. Integral Waterpeller by the Euclid Chemical Company
      b. Omicron, Type OM by Master Builders Company.
      c. Hydrocide Powder by Sonneborn-Contech
      d. Or equal.

2.05 Expansion Joints

A. Expansion joint filler shall be preformed expansion joint filler complying with ASTM D1752, Type II cork.

B. Expansion joint sealer:
   1. Exterior and Interior Joints in Horizontal Planes: Two-Component Polyurethane Sealant:

a. Polyurethane-based, 2-part elastomeric sealant complying with the following:
   (1) FS TT-S-00227, Type 1 (self-leveling) Class A.

   (2) Water Immersion Bond, FS TT-S-00227; Elongation of 25 percent with no adhesive failure.
   (3) Hardness (Standard Conditions), ASTM C 661: 30-40.
   (4) Stain and Color Change, FS TT-S-00227 and ASTM C 510: No discoloration or stain.
   (5) Accelerated Aging, ASTM C 793: No change in sealant characteristics after 250 hours in weatherometer.

b. Product and Manufacturer: Provide one of the following:
   (1) Sonolastic Paving Joint Sealant by Sonneborn Division of Contech Incorporated.
   (2) Vulkem 255 by Mameco International.
   (3) Or equal.

PART 3 - EXECUTION

3.01 Inspection

CONTRACTOR and his installer shall examine the substrate and the conditions under which Work is to be performed and notify ENGINEER of unsatisfactory conditions. Do not proceed with the Work until unsatisfactory conditions have been corrected in a manner acceptable to ENGINEER.

3.02 Formwork

A. Formwork: Construct so that concrete members and structures are correct size, shape, alignment, elevation and position, complying with ACI 347.

B. Provide openings in formwork to accommodate Work of other trades. Accurately place and securely support items built into forms.

C. Clean and adjust forms prior to concrete placement. Apply form release agents or wet forms, as required. Retighten forms during and after concrete placement if required to eliminate mortar leaks.

3.03 Reinforcement, Joints, and Embedded Items

A. Comply with the applicable recommendations of specified codes and standards, and CRSI, Manual of Standard Practice, for details and methods of reinforcement placement and supports.

B. Clean reinforcement to remove loose rust and mill scale, earth, ice, and other materials which reduce or destroy bond with concrete.

C. Position, support, and secure reinforcement against displacement during formwork construction or concrete placement. Locate and support reinforcing by metal chairs, runners, bolsters, spacers and hangers, as required.

1. Place reinforcement to obtain the minimum concrete converges as shown and as specified in ACI 318. Arrange, space, and securely tie bars and bar supports together with 16 gage wire to hold reinforcement accurately in position during concrete placement operations. Set with ties so that twisted ends are directed away from exposed concrete surfaces.
2. Reinforcing steel shall not be secured to forms with wire, nails or other ferrous metal. Metal supports subject to corrosion shall not touch formed or exposed concrete surfaces.

D. Provide sufficient numbers of supports of strength required to carry reinforcement. Do not place reinforcing bars more than 2 inches beyond the last leg of any continuous bar support. Do not use supports as bases for runways for concrete conveying equipment and similar construction loads.

E. Splices: Provide standard reinforcement splices by lapping ends, placing bars in contact, and tying tightly with wire. Comply with requirements shown for minimum lap of spliced bars.

F. Install welded wire fabric in as long lengths as practical, lapping at least one mesh.

G. Concrete shall not be placed until the reinforcing steel is inspected and permission for placing concrete is granted by ENGINEER. All concrete placed in violation of this provision will be rejected.

H. Joints: Provide construction, isolation, and control joints as indicated or required. Locate construction joints so as to not impair the strength and appearance of the structure. Place isolation and control joints in slabs on ground to stabilize differential settlement and random cracking.

I. Installation of Embedded Items: Set and build into the Work anchorage devices and embedded items required for other Work that is attached to, or supported by cast-in-place concrete. Use setting diagrams, templates and instructions provided under other Sections and other contracts for locating and setting. Refer also to Paragraph 1.01.B., Coordination, above.

3.04 Concrete and Placement

A. Proportioning and Design of Mix:
1. Concrete shall meet the requirements of Class "B" Concrete as specified in Section 804 of the "*Mississippi Standard Specifications for Road and Bridge Construction*", 2004 Edition
2. Calcium Chloride: Do not use calcium chloride in concrete, unless otherwise authorized in writing by ENGINEER. Do not use admixtures containing calcium chloride.

B. Job-Site Mixing: Use drum type batch machine mixer, mixing not less than 12 minutes for one cubic yard or smaller capacity. Increase mixing time at least 15 seconds for each additional cubic yard or fraction thereof.

C. Ready-Mixed Concrete: ASTM C 94.

D. Concrete Placement: Comply with ACI 304, placing concrete in a continuous operation

within planned joints or sections. Do not begin placement until work of other trades affecting concrete is completed.

E. Consolidate placed concrete using mechanical vibrating equipment with hand rodding and tamping, so that concrete is worked around reinforcement and other embedded items and into all parts of forms.

F. Protect concrete from physical damage or reduced strength due to weather extremes during mixing, placement, and curing.
   1. In cold weather comply with ACI 306.
   2. In hot weather comply with ACI 305.

3.05 Quality of Concrete Work

A. Make all concrete solid, compact and smooth, and free of laitance, cracks and cold joints.

B. Cut out and properly replace to the extent ordered by the ENGINEER, or repair to the satisfaction of the ENGINEER, surfaces which contain cracks or voids, are unduly rough, or are in any way defective. Patches or plastering will not be acceptable.

C. Repair, removal, and replacement of defective concrete as ordered by the ENGINEER shall be at no additional cost to the OWNER.

3.06 Curing

Begin initial curing after placing and finishing concrete as soon as free water has disappeared form exposed surfaces. Where possible, keep continuously moist for not less than 72 hours. Continue curing use of moisture-retaining cover or membrane-forming curing compound. Cure formed surfaces by moist curing until forms are removed. Provide protection as required to prevent damage to exposed concrete surfaces.

3.07 Finishes

A. Finish:
   1. After placing concrete slabs, do not work the surface further until ready for floating. Begin floating when the surface water has disappeared or when the concrete has stiffened sufficiently. Use a wood float only. Check and level the surface plane to a tolerance not exceeding 3 inch in 10 feet when tested with a 10 foot straightedge placed on the surface at not less than 2 different angles. Cut down high spots and fill all low spots. Uniformly slope surfaces to drains. Immediately after leveling, refloat the surface to a uniform, smooth, granular texture.
   2. After floating, begin the first trowel finish operation using a trowel. Begin final toweling when the surface produces a ringing sound as the trowel is moved over the surface.

3. Consolidate the concrete surface by the final hand troweling operation. Finish shall be free of trowel marks, uniform in texture and appearance, and with a surface plane tolerance not exceeding 1/8 inch in 10 feet when tested with a 10 foot straight edge. Grind smooth surface defects.
4. Use trowel finish for the following: Interior exposed slabs unless otherwise shown or specified.
5. Apply non-slip broom finish to exterior concrete slab and elsewhere as shown on the Drawings.

3.08 Grout Placement

A. General:
1. Place grout as shown and in accordance with manufacturer's instructing. If manufacturer's instructions conflict with the Specifications do not proceed until CONTRACT OFFICER provides clarification.
2. Drypacking will not be permitted.
3. Manufacturers of proprietary products shall make available upon 72 hours notification the services of a qualified, full-time employee to aid in assuring proper use of the product under job conditions.
4. Placing grout shall conform to the temperature and weather limitations described in Article 3.04 above.

*** * END OF SECTION * ***

SECTION 04100

MORTAR

PART 1 – GENERAL

1.01 WORK INCLUDED

A. Mortar for unit masonry.

1.02 RELATED WORK

A. Section 04300 - Unit Masonry System.

1.03 REFERENCES

A. ASTM C5- Quicklime for Structural Purposes.

B. ASTM C94 - Ready-Mixed Concrete.

C. ASTM C144 - Aggregate for Masonry Mortar.

D. ASTM C150 - Portland Cement.

E. ASTM C207 - Hydrated Lime for Masonry Purposes.

F. ASTM C270 - Mortar for Unit Masonry.

G. ASTM C387 - Packaged, Dry, Combined Materials for Mortar and Concrete.

H. ASTM C780 - Preconstruction and Construction Evaluation of Mortars for Plain and Reinforced Unit Masonry.

1.04 SUBMITTALS

A. Submit product data under provisions of Section 01340.

B. Submit manufacturer's installation instructions under provisions of Section 01340.

1.05 ENVIRONMENTAL REQUIREMENTS

A. Maintain materials and surrounding air temperature to minimum 50 degrees F (l0 degrees C) prior to, during and 48 hours after completion of masonry work.

PART 2 - PRODUCTS

2.01 MATERIALS

A. Portland Cement: ASTM C150, normal type I, color to be selected.

B. Mortar Aggregate: ASTM C144, standard masonry type; clean, dry, protected against dampness, freezing, and foreign matter.

C. Hydrated Lime: ASTM C207, Type S.

D. Quicklime: ASTM C5, non-hydraulic type.

E. Premix Mortar: ASTM C387.

F. Water: Clean and portable.

2.02 MORTAR COLOR

A. Mortar Color: As selected by the Engineer.

2.03 ADMIXTURES

A. Admixtures shall not be used in mortar.

2.04 MIXES

A. Mortar for Load Bearing Walls and Partitions: ASTM C270, Type N.

B. Mortar for Non-load Bearing Walls and Partitions: ASTM C270, Type N.

C. Pointing Mortar: ASTM C270, Type S.

D. Bond beams, 3000 psi, strength at 28 days, 7-8 inch slump.

2.05 MORTAR MIXING

A. Thoroughly mix mortar ingredients in quantities needed for immediate use in accordance with ASTM C270.

B. Do not use anti-freeze compounds to lower the freezing point of mortar.

C. Retempering of mortar is not allowed. Maximum use time of mortar is one hour.

D. Masonry cement will not be allowed in mortar.

PART 3 - EXECUTION

3.01 INSTALLATION

A. Install mortar in accordance with Section 04300.

END OF SECTION

SECTION 04150

MASONRY ACCESSORIES

PART 1 - GENERAL

1.01 DESCRIPTION

A. Scope:
1. CONTRACTOR shall provide all labor, materials, equipment and incidentals as shown, specified and required to furnish all masonry accessories.
2. The types of masonry accessories required includes, but is not necessarily limited to, the following:
   a) Continuous horizontal wire reinforcing.
   b) Control joints.
   c) Masonry cleaners.

B. Related Sections:
1. Section 03100, Concrete Reinforcement.
2. Section 04100, Mortar.
3. Section 04300, Unit Masonry.

1.02 QUALITY ASSURANCE

A. Requirements of Regulatory Agencies: Provide accessories complying with the requirements established by governing authorities.

B. Reference Standards: Comply with applicable provisions and recommendations of the following, except where otherwise shown or specified.
1. ASTM A82, Cold-Drawn Steel wire for Concrete Reinforcement.
2. ASTM A116, Zinc-coated (Galvanized) Iron or Steel Farm-Field and Railroad Right-of-Way Wire Fencing.
3. ASTM A153, Galvanized coatings, wire ties or anchors, exterior walls.
4. ASTM A615, Deformed and Plain Billet-Steel Bars for Concrete Reinforcement.
5. ASTM A641, Galvanized coatings, joint reinforcement, interior walls.

1.03 SUBMITTALS

Shop Drawings:

A. Submit for approval to ENGINEER copies of manufacturer's specifications and installation instructions for each masonry accessory required.

B. Include data substantiating that materials comply with specified requirements.

1.04 PRODUCE DELIVERY, STORAGE AND HANDLING

A. Delivery of Materials: Deliver accessories in original packages, plainly marked with identification of materials and manufacturer.

B. Storage of Materials: Store materials above ground and cover materials to prevent corrosion and deterioration.

PART 2 - PRODUCTS

2.01 CONTINUOUS WIRE REINFORCING AND TIES FOR MASONRY

Welded wire units prefabricated in straight lengths of not less than 10 feet, with matching corners & tees. Fabricate from cold-drawn steel wire complying with ASTM A 82, with deformed continuous 3/16" side rods and plain 9 gage cross rods, with unit width of 1-1/2 to 2 inches less than thickness of wall or partition. All reinforcing shall be hot dipped galvanized after fabrication with 1.5 ounces per square foot of zinc coating complying with ASTM A 153, Class B-2 unless otherwise specified.

A. For all single-wythe masonry walls, use units fabricated as follows:
   1) Truss-type fabricated with two side rods and continuous diagonal cross-rods spaced not more than 16 inches on centers.
   2) Product and Manufacturer: Provide one of the following:
      a. DA3100 Extra Heavy Weight by Dur-O-Wal Incorporated.
      b. Blok-Truss AA600 by AA Wire Products Company.
      c. Or equal.

B. For all multiple-wythe masonry walls, use units fabricated as follows:
   1) Truss-type with three rods and continuous diagonal cross-rods spaced not more than 16 inches on centers.
   2) Product and Manufacturer:
      a. DA3100TR Extra Heavy Weight Composite Wall Truss by Dur-O-Wal, Inc.
      b. DA3700 Extra Heavy Weight Cavity Wall Truss by Dur-O-Wal, Inc.
      c. DA518 by Dur-O-Wal, Inc. Or equal.

C. Provide #75 Pos-I-Tie brick veneer anchoring system by Heckman Building Products, Inc. or equivalent. Unless noted otherwise on the contract drawings, install at 16" maximum vertical and horizontal spacing. Tie length shall provide not less than 2 inches of embedment into mortar joints.

2.02 EXPANSION & CONTROL JOINTS

A. Premolded filler strips complying with D1056-00 (closed cell), Class A (cellular rubber and rubber-like materials with specific resistance to petroleum base oils), Grade 1 (compression –deflection range of 2 to 5 psi), compressible up to 25 percent, of width and thickness indicated, formulated from Urethane. Use DA2015 by Dur-O-Wal, Inc. or equivalent.

B. Use Joint Stabilizer Anchor DA2200 by Dur-O-Wal, Inc. or equivalent per manufacturer's recommendations.

C. Unless noted otherwise on contract drawings, use Wall Top Stabilizing Anchor DA411 by Dur-O-Wal, Inc. or equivalent per manufacturer's recommendations.

D. Use Rubber Control Joint DA2001 by Dur-O-Wal, Inc. or equivalent per manufacturer's recommendations.

2.03 BOND BREAKER STRIPS

Asphalt-saturated organic roofing felt complying with ASTM D 226, Type I (No. 15 asphalt felt).

2.04 JOB-MIXED DETERGENT SOLUTION

Solution of trisodium phosphate (1/2 cup dry measure) and laundry detergent (1/2 dry measure) dissolved in one gallon of water.

PART 3 - EXECUTION

3.01 INSTALLATION

Comply with Section 04300, Unit Masonry and Accessory Manufacturer's recommendations.

END OF SECTION

SECTION 04300

UNIT MASONRY

PART 1 - GENERAL

1.01 SECTION INCLUDES

A. Brick veneer units (face brick & common brick).

B. Concrete masonry units (load-bearing and non-load-bearing, smooth faced and split faced).

1.02 RELATED SECTIONS

A. 04100 – Mortar

B. 04150 – Masonry Accessories

C. 05500 – Miscellaneous Metals

D. 07175 - Water Repellent Coating

E. 07900 - Joint Sealers

1.03 SUBMITTALS

A. Product Data: Provide data for each different masonry unit specified in this section. Provide data on regular and fire rated masonry walls. Data shall include size, thickness and finish of accessories.

B. Color: Provide two standard color sheets for each different masonry unit specified.

C. Samples: Submit two samples of each different unit to illustrate texture.

D. Samples for smooth-faced concrete masonry units are not required to be submitted.

E. Certification by a Design Professional registered in the State of Mississippi that the work was inspected in accordance with Table 1704.5.3 of the IBC ’03.

1.04 QUALITY ASSURANCE

A. Masonry construction shall comply with the requirements of the IBC ’03, Sections 2104.1.1 through 2104.5, and with ACI 530.1-02/ASCE 6-02/TMS 602-02, “Specifications for Masonry Structures”, unless more stringent requirements are specified in the contract documents.

B. Field-Constructed Mock-Ups: Prior to installation of unit masonry, erect sample wall panels to further verify selections made under sample submittals and to demonstrate aesthetic effects as well as qualities of materials and execution. Build mock-ups to comply with the following requirements, using materials approved for final unit of work:

1. Locate mock-ups on site in locations indicated or, if not indicated, as directed by Architect/Engineer.
2. Build mock-ups for each type of unit masonry in sizes of approximately 4 feet long by 4 feet high by full thickness, including face and backup wythes as well as accessories.
3. Notify Architect/Engineer one week in advance of the dates and times when mock-ups will be erected.
4. Retain and maintain mock-ups during construction in undisturbed condition as standard for judging completed unit masonry construction.
5. When directed, demolish and remove mock-ups from Project site.

C. Masonry shall comply with the inspection and testing requirements of Chapter 17 of IBC ’03.

1.05 ENVIRONMENTAL REQUIREMENTS

A. Cold Weather Requirements: International Masonry Industry All-Weather Council (IMIAC) - Recommended Practices and Specifications for Cold Weather Masonry Construction.

B. Hot Weather: When the ambient air temperature exceeds 90°F with a wind velocity greater than 8 m.p.h., mortar beds shall not be spread more than 4 ft ahead of masonry units. Units shall be laid within one minute of spreading mortar.

C. Do not perform masonry work during rain. Also do not use masonry units that have been exposed to wet weather and have moisture content above ASTM standards until they have dried sufficiently.

D. Store all masonry materials and accessories above ground level so that they do not come in contact with deleterious materials and standing water. Masonry units stored in standing water are to be removed from the job site.

E. Maintain materials and surrounding air temperature to a minimum of 40 degrees F prior to, during, and 48 hours after completion of masonry work. No masonry work is to take place below this temperature unless the Contractor, as recommended by the IMIAC guidelines provides approved supplemental means.

1.06 REGULATORY REQUIREMENTS

A. Conform to applicable code for UL Assembly requirements for fire rated masonry construction.

PART 2 - PRODUCTS

2.01 MATERIALS, GENERAL

Comply with referenced unit masonry standard and other requirements specified in this Section applicable to each material indicated.

2.02 CLAY MASONRY UNITS

A. General: Comply with the following requirements applicable to each form of brick required:
   1. Provide special molded shapes where indicated and as follows:
      a. For applications requiring brick of form, color, texture, and size on exposed surfaces that cannot be produced by sawing standard brick sizes.
      b. For applications where stretcher units cannot accommodate special conditions including those at corners, movement joints, bond beams, sashes, and lintels.
   2. Provide units without cores or frogs and with all exposed surfaces finished for ends of sills, caps, and similar applications that otherwise would be concealed from view.

B. Face Brick Standard: ASTM C 652, Grade SW, Type HBA (for general use in exposed masonry requiring minimum variations in size and color ranges), Standard Modular: 2 2/3 x 8 x 4 inches.
   1. Application: Use where brick is exposed, unless otherwise indicated.
   2. Manufacturer: Columbus Brick Co. or equal.
   3. Color and Texture: Brown body flashed. St. Augustine: Textured; or equal as selected by Engineer.

C. Building (Common) Brick: ASTM C 62, Grade MW or Grade SW, Size: Provide bricks manufactured to the following actual dimensions within the tolerances specified in ASTM C 216: Match size specified for face brick.

D. Units shall be sampled and tested in accordance with ASTM C 67.

E. Unless specifically noted on the contract drawings, the net area compression strength shall be a minimum of 3,350 psi.

2.03 ARCHITECTURAL CONCRETE MASONRY UNITS

A. Textured concrete masonry units, split-face and smooth-face, shall be equal to BLOCK USA. Units shall be Grade N, Type II and conform to ASTM C90 (hollow units) and ASTM C145 (solid units). Units shall be of size as shown on Drawings.

B. Face surface texture(s) shall conform to details shown on the Drawings and the approved unit – Color as selected by Architect/Engineer.

2.04 CONCRETE MASONRY UNITS

A. General: Conform to ASTM C 90 (load bearing) and C 129 (non-load bearing, Type I (Grade N-1). Each concrete masonry unit shall be lightweight expanded clay aggregate. Manufacturer's standard sized with nominal face dimensions of 16" long x 8" high of thicknesses indicated.

B. Provide special shapes where required for lintels, corners, jambs, sash, control joints, headers, bonding and other special conditions. This includes chamfered brick as shown.

C. Where special patterns are indicated, provide units with exposed faces matching color, texture and pattern of Architect's sample.

D. Concrete Brick: ASTM C55, Grade S, Type I, light weight of same type as block units.

E. Units shall be sampled and tested in accordance with ASTM C 140.

F. Unless specifically noted on the contract drawings, the net area compressive strength shall be a minimum 1,900 psi.

PART 3 - EXECUTION

3.01 EXAMINATION AND PREPARATION

A. Deliver all masonry units on pallets. Units are to remain on pallets and be covered until placement.

B. Verify that field conditions are acceptable and ready to receive Work. Units not meeting the approved mock-up sample(s) shall not be used. Broken edges will be cause to remove and replace masonry units. Any CMU with chipped or cracked faces are not to be used.

C. Coordinate placement of anchors supplied to other Sections.

D. Prior to installation, examine rough-in and built-in construction to verify actual locations of wall penetrations and openings.

3.02 COURSING

A. Maintain masonry courses to uniform dimension. Form vertical and horizontal joints of uniform thickness.

B. Brick Units:
   1. Bond: Standard running bond.
   2. Coursing: Three units and three mortar joints to equal 8 inches
   3. Mortar Joints: Tooled raked joints.

C. Concrete Masonry Units:
   1. Bond: Standard running bond.
   2. Coursing: One unit and one mortar joint to equal 8 inches
   3. Mortar Joints: Tooled concave joints on the building exterior and interior; cut flush on joints not exposed.

D. Layout all walls to minimize cutting of block and locate frames as shown on the Drawings. Coordinate any conflicts with the Engineer prior to placement.

E. At corners and jambs do not use brick units with less than a nominal 4 inch horizontal face dimension or concrete units with less than a nominal 8 inch horizontal face dimension. Unless noted otherwise on contract drawings, lay in running bond with vertical joint in each course centered on units in courses above and below.

3.03 PLACING AND BONDING

A. Isolate masonry partitions from vertical structural framing members with a control joint.

B. Isolate top joint of masonry partitions from horizontal structural framing members and slabs or decks with compressible joint filler and sealant typical.

C. Lay masonry in full bed of mortar with full head joint, properly jointed with other work. Buttering comers of joints, and deep or excessive furrowing of mortar joints are not permitted. One hour maximum use time on mortar is allowed. Retempering of mortar is not allowed.

D. Fully band intersections and external and internal corners.

E. Do not shift or tap masonry units after mortar has taken initial set. Where adjustment must be made, remove mortar and replace.

F. Masonry must be laid dry and protected. Prior to stopping work, rack back 2 - unit length in each course; do not tooth. Cover all exposed work with weighted visqueen prior to stopping work. Failure to cover exposed work will be cause to reject masonry work.

3.04 REINFORCEMENT AND ANCHORAGES - SINGLE WYTHE MASONRY

A. Install horizontal joint reinforcement 16 inches o.c. vertically. Place joint reinforcement continuous in first joint below top of walls.

B. Place masonry joint reinforcement in first and second horizontal joints above and below openings. Extend minimum 16 inches each side of opening.

C. Reinforce joint corners and intersections with preformed corners and tee sections.

D. Provide a minimum 12 inch lap on all masonry reinforcing.

3.05 LINTELS

A. Install reinforced unit masonry lintels over openings where steel or precast lintels are not scheduled.

B. Maintain 8" minimum bearing on each side of opening.

C. Break shelf angles at vertical masonry control joints.

D. Use concealed lintel system over exterior aluminum gate doors per Manufacturer's specifications.

3.06 BUILT-IN WORK

A. As Work progresses, build-in metal door and glazed frames, fabricated metal frames, wood nailing strips, anchor bolts, plates, and other items to be built in the Work furnished by other Sections.

B. Bed anchors of metal door and glazed frames in adjacent mortar joints. Fill frame voids solid with grout. Fill adjacent masonry cores with grout minimum 16 inches from framed openings.

3.07 GROUTED COMPONENTS

A. Reinforce bond beams and pilasters as detailed.

B. Support and secure reinforcing bars from displacement. Maintain position within ½ inch of dimensioned position.

C. Place and consolidate grout fill without displacing reinforcing.

D. At bearing locations, fill masonry cores with grout for a minimum 16 inches either side of opening.

3.08 CONTROL AND EXPANSION JOINTS

A. Do not continue horizontal joint reinforcement and shelf angles through control and expansion joints.

B. Install preformed control joint device in continuous lengths. Seal end, butt and corner joints in accordance with manufacturer's instructions.

C. Size expansion joint as detailed and install as per manufacturer's written instructions.

D. Space control joints at a maximum of 24 feet on center at exterior and interior wall locations. Where control joint spacing indicated on drawings exceeds 24', additional control joints shall be installed at locations as directed by Engineer. Locate joints as indicated on the Drawings and verify locations with Engineer prior to commencing masonry work.

E. Seal control joints in accordance with Section 07900 for sealant performance.

3.09 TOLERANCES

A. Maximum Variation from Plumb: 1/4 inch per story, non-cumulative.

B. Maximum Variation from Level Coursing: 1/8 inch in 3 ft. and 1/4 inch in 10 ft, liz inch in 30 ft.

C. Maintain joint width shown, except for minor variations required to maintain bond alignment. If not shown, lay walls with 3/8" joints.

3.10 CUTTING AND PATCHING

A. Cut and fit for proper wall layout, chases, pipes, conduit, sleeves, grounds and equipment. Coordinate with other Sections of Work to provide correct size, shape, and locations prior to erecting masonry units. Do not cut units tight to dissimilar materials allow minimum 3/8" annular space for joint width. Pieces smaller than one half the unit size will not be acceptable as infill around penetrations. Areas around pipe and conduit penetrations patched with mortar will not be acceptable; provide backer rod and sealant.

3.11 CLEANING

A. Remove excess mortar and mortar smears from exposed wall faces immediately upon spillage. Remove excess mortar from cavity and between wythes.

B. Test a minimum 4 ft. by 4 ft. area on each type of masonry at either the back or least exposed portion of the wall. Use manufacturer's application instructions. Let the test panel dry 3 to 7 days before inspection. Keep test panels available for comparison throughout the cleaning project.

C. Clean soiled surfaces with cleaning solution as specified after acceptable review of test panels.

D. Clean areas of efflorescence.

3.12 SEALING UNITS

A. Apply water repellent coatings as scheduled in Section 07175, for CMU. Apply evenly per manufacturer's recommendations, to cover the entire surface without forming drips or runs.

END OF SECTION

SECTION 06200

FINISH CARPENTRY

PART 1 – GENERAL

1.01 DESCRIPTION

A. Furnish and install materials related to millwork, interior and exterior finish carpentry, and miscellaneous carpentry work as specified in the contract documents.

B. Work Included (as indicated on the drawings):

1. Standing and running trim.
2. Custom casework.
3. Panelwork.
4. Closet and storage shelving.
5. Factory finishing.
6. Plastic laminate.
7. Casework hardware.
8. Shelf supports, standards and brackets.
9. Manufactured casework.
10. Prefinished paneling.
11. Rough sawn wood.

C. Related Work Specified Elsewhere:

1. Section 06100 – Rough Carpentry
2. Section 09900 – Painting

1.02 QUALITY ASSURANCE

A. Standards: The "Quality Standards" of the Architectural Woodwork Institute (AWI) shall apply and by reference are hereby made a part of this specification. Any reference to Premium, Custom, or Economy in this specification shall be as defined in the aforementioned standard. Any item not given a specific quality grade shall be Custom grade.

B. Competence: The Millwork Manufacturer must be a qualified firm specializing in quality woodwork having a minimum of five years experience in the fabrication of Millwork similar to the work specified, approved by the Architect/Engineer.

1.03 REFERENCES

A. ASTM E 84 – Standard Test Method for Surface Burning Characteristics of Building Materials.

B. AHA A135.4 – Basic Hardboard; American Hardwood Association

C. AWI P-200 – Architectural Woodwork Quality Standards Illustrated; Architectural Woodwork Institute: latest edition.

D. HPVA HP-1 – Hardwood Plywood Veneer Association.

E. ANSI A156.9 – Cabinet Hardware, Grade 2

F. ANSI A156.11 – Cabinet Locks, Grade 2

1.04 SUBMITTALS

A. Shop Drawings: Submit shop drawings on all items of millwork.

B. Brochures: Submit manufacturer's descriptive literature of specialty items not manufactured by the Millwork Manufacturer.

C. Submit two samples of each wood species which is to receive transparent finish at job site as requested by the Architect/Engineer.

1.05 FIELD DIMENSIONS

A. The Millwork Manufacturer is responsible for details and dimensions not controlled by job conditions and shall show on the shop drawings all required field measurements beyond his control. The Contractor and the Millwork Manufacturer shall cooperate to establish and maintain these field dimensions.

1.06 PRODUCT HANDLING

A. The Millwork Manufacturer and the Contractor shall be jointly responsible to make certain that millwork is not delivered until the building and storage areas are sufficiently dry so as to avoid damage by excessive changes in moisture. Deliver, store, and handle millwork in a manner to prevent damage and deterioration.

PART 2 – PRODUCTS

2.01 STANDARD AND RUNNING TRIM

A. Interior for Transparent Finish. AWI Grade: Custom
   1. Solid Wood: White Oak, Birch, Douglas Fir or Ponderosa Pine (use one throughout).
   2. Plywood: Douglas Fir, Birch.

B. Interior for Opaque Finish: Custom grade.

   1. Solid Wood: Birch, Ponderosa Pine, Poplar, or Douglas Fir (use one throughout).

2. Plywood: Birch, overlay plywood or Douglas Fir (use one throughout).
3. Rough Sawn Wood: Cedar, Cypress, Fir, (Pine).

C. Exterior Trim: Pine, pressure-treated (per AWPA "UC3A" use category and painted.

2.02 PANELING

A. Prefinished Plywood Paneling: US Plywood, "Craftsman" ¼ thick, or approved equal.

B. Prefinished Hardboard Paneling: Marlite, "Trend Planks", (Textured Planks), ¼ thick or approved equal, complete with harmonizing viny covered aluminum moldings.

C. Fiberglass Reinforced Polyester Panels: Marlite FRP panels, 3/32" thick, with harmonizing moldings.

PART 3 – EXECUTION

3.01 MILLWORK FABRICATION

A. Fabrication Workmanship: AWI Economy grade.

B. For materials used which will be adjacent to concrete, treat with preservative, using standard 3 minute immersion treatment. Retreat all surfaces exposed by sawing, planning or boring with a liberal brush application of the same solution or by reimmersing.

D. Seal all millwork items with one coat of pigmented type sealer for paint finish and clear sealer for transparent finish, unless factory finish has been applied, before shipping to job site.

3.02 CONDITION OF SURFACES

A. Examine all grounds, stripping and blocking to enable securing of finish millwork. Do not install until all defects are corrected.

3.03 INSTALLATION

A. Paneling: Blind nail and apply with adhesive to (gypsum wall board) furring strips) (studs) with flush butt invisible joints.

B. Finishing: Refer to Section 09900.

END OF SECTION

SECTION 07900

SEALANTS AND CAULK

PART 1 - GENERAL

1.01 DESCRIPTION

A. Furnish all materials, labor, equipment, and incidentals required to perform all caulking, sealants, joint fillers, gaskets, and related work necessary for the proper completion of the project as required by the Drawings and as specified herein.

B. Caulk all exterior wall joints, between adjacent materials, joints between frames or louvers and adjacent materials, copings, masonry control joints, and all other joints shown on the Drawings or required for the completion of the work. Joints noted as "caulk," "caulking," or “sealant" shall be caulked as specified herein.

C. Caulk all interior joints between frames and masonry, at tops of masonry walls, between masonry and structural concrete, floor joints in tile, joints in rooms to be airtight, and all other joints shown on the Drawings or required for the completion of the work.

D. Furnish and install masonry sealant at all exterior masonry walls.

E. Furnish and install concrete sealant at exposed floors as indicated on drawings.

1.02 RELATED WORK

A. Section 09900 – Painting.

B. Division 15 – Mechanical

C. Division 16 – Electrical

1.03 REFERENCES

A. ASTM C834 - Standard Specification for Latex Sealing Compounds

B. ASTM C919 - Standard Practice for Use of Sealants in Acoustical Applications.

C. ASTM C920 - Standard Specification for Elastomeric Joint Sealants

D. ASTM C1193 - Standard Guide for Use of Joint Sealants

E. ASTM D1667 - Standard Specification for Flexible Cellular Materials - Vinyl Chloride Polymers and Copolymers (Closed-Cell Foam)

F. National Sanitation Foundation (NSF): ANSI/NSF Standard 61 - Drinking Water System Components-Health Effects

1.04 SUBMITTALS

A. Submit to the ENGINEER for review in accordance with the provisions of Section 01340, shop drawings, working drawings, and product data including detailed product information and colors on materials proposed and material installation methods.

B. Submit for review two sets of special-colored sealant samples in representative quantities. Resubmit until approved.

C. Submit for review two sets of representative samples of any or all other proposed materials required for the work of this Section as requested by the ENGINEER.

D. Submit certification by the manufacturer that the products supplied comply with local regulations controlling the use of volatile organic compounds (VOCs).

1.05 ENVIRONMENTAL REQUIREMENTS

A. Maintain temperature and humidity recommended by the sealant manufacturer during and after installation.

1.06 WARRANTY

A. Provide a five-year warranty for exterior sealants.

B. Warranty: Replace sealants which fail because of loss of cohesion or adhesion, or do not cure.

PART 2 - PRODUCTS

2.01 SEALANTS

A. General Purpose Exterior Sealant: Polyurethane; ASTM C920, Grade NS, Class 25, Uses M, G, and A multi-component.
   1. Standard colors matching finished surfaces.
      a. Control, expansion, and soft joints in masonry.
      b. Joints between concrete and other materials.
      c. Joints between metal frames and other materials.
      d. Other exterior joints for which no other sealant is indicated.

B. Exterior Metal Lap Joint Sealant: Butyl or polyisobutylene, nondrying, non-skinning, non-curing.
   1. Applications: Use for:
      a. Concealed sealant bead in sheet metal work.
      b. Concealed sealant bead in siding overlaps.

C General Purpose Interior Sealant: Acrylic emulsion latex; ASTM C834, single component, paintable.

1. Standard colors matching finished surfaces.
    a. Interior wall and ceiling control joints.
    b. Joints between door and window frames and wall surfaces.
    c. Other interior joints for which no other type of sealant is indicated.

D. Bathtub/Tile Sealant: Silicone; ASTM C920, Uses M and A; single component, mildew resistant.

1. Applications: Use for:
    a. Joints between plumbing fixtures and floor and wall surfaces.
    b. Joints between kitchen and bath countertops and wall surfaces.
    c Match mortar color.

E. Acoustical Sealant: Butyl or acrylic sealant; ASTM C920, Grade NS, Class 12-1/2, Uses M and A; single component, solvent release curing, non-skinning.

1. Applications: Use for concealed locations only:
    a. Sealant bead between top stud runner and structure and between bottom stud track and floor.

F. Interior Floor Joint Sealant: Polyurethane, self-leveling; ASTM C920, Grade P, Class 25, Uses T, M and A; multi-component.

1. Approved by manufacturer for wide joints up to 1-1/2 inches.
2. Standard colors matching finished surfaces.

G. Concrete Paving Joint Sealant: Polyurethane, self-leveling; ASTM C920, Class 25, Uses T, M and A multi-component.

1. Gray color.
2. Applications: Use for:
    a. Joints in sidewalks and vehicular paving.

H. Sealant for joints in water-containing structures shall be an elastomeric sealant suitable for continual immersion in water having a chlorine concentration of 4.0 milligrams per liter (mg/L) and conforming to ASTM C920, Type S or M, Grade NS, Class 25. It shall be non-toxic and free of taste or odor and shall be suitable for contact with potable water. It shall meet ANSI/NSF Standard 61 requirements for use in contact with potable water. Sealant shall be Sikaflex 2c NS by Sika Corp., Vulkem 921 by Tremco Inc., or equal. Primer shall be as recommended by the manufacturer.

PART 3 - EXECUTION

3.01 EXAMINATION AND PREPARATION

A. Verify that substrate surfaces and joint openings are ready to receive Work.

B. Verify that joint backing and release tapes are compatible with sealant.

C. Remove loose materials and foreign matter that might impair adhesion of sealant.

D. Clean and prime joints in accordance with manufacturer's instructions.

E. Perform preparation in accordance with manufacturer's instructions and ASTM C1193.

3.02 INSTALLATION

A. Perform Work in accordance with sealant manufacturer's requirements for preparation of surfaces and material installation instructions.

B. Perform installation in accordance with ASTM Cl193.

C. Perform acoustical sealant application Work in accordance with ASTM C919.

D. Measure joint dimensions and size joint backers to achieve width-to-depth ratio, neck dimension, and surface bond area as recommended by manufacturer, except where specific dimensions are indicated.

E. Install bond breaker where joint backing is not used.

F. Install sealant free of air pockets, foreign embedded matter, ridges, and sags.

G. Apply sealant within recommended application temperature ranges. Consult manufacturer when sealant cannot be applied within these temperature ranges.

H. Tool joints concave.

3.03 CLEANING

A. Clean adjacent soiled surfaces.

3.04 PROTECTION OF FINISHED WORK

A. Protect sealants until cured.

B. Remove and replace sealants that have been damaged during construction or are not acceptable.

END OF SECTION

SECTION 09900

PAINTING

PART 1 — GENERAL

1.01 DESCRIPTION

A. Contractor shall provide all labor, materials, equipment and incidentals as shown, specified and required to furnish and install all painting work.

B. The types of painting work include the painting and finishing of all items and surfaces throughout the project included in this Contract. Surface preparation, priming, and coats of paint specified are in addition to shop priming and surface treatment specified under other sections of the work.

C. The term "paint" as used herein means all coating systems materials, which includes pretreatments, primers, emulsions, enamels, stain, sealers and fillers, and other applied materials whether used as prime, intermediate, or finish coats.

D. Paint all exposed surfaces whether or not colors are designated in any schedule, except where the natural finish of the material is specifically noted as a surface not to be painted. The term "exposed" as used herein means all items not covered with concrete. Ducts, conduits, and other materials with corrosion-resistant surfaces which are in chases, above finished ceilings, or other inaccessible areas shall not require field painting. Where items or surfaces are not specifically mentioned, paint these the same as adjacent similar materials or areas.

E. Structural and miscellaneous metals covered with concrete shall only receive a primer compatible with the covering material.

F. Pipe markers as specified.

G. Painting Not Included: The following categories of work are not included as part of the field-applied finish work, or are included in other sections of these specifications.

1. Shop Priming: Unless otherwise specified, shop priming of structural metal, miscellaneous metal fabrications, other metal items, and such fabricated components as shop-fabricated or factory-built equipment, or accessories shall conform to applicable requirements of this section, but are included elsewhere in this specification.
2. Pre-Finished Items:
   a. Items furnished with factory finishes such as baked-on enamel, plastic laminate, alkyd-urea synthetic resin, porcelain, polyvinyl fluoride, or other similar finishes.

3. Concealed Surfaces:
   a. Nonmetallic wall or ceiling surfaces in areas concealed from view and generally inaccessible areas, such as furred areas, pipe spaces, duct shafts and elevator shafts, as applicable to this project.
   b. Paint all piping, equipment, and other such items within these areas that do not have galvanized or other corrosion-resistant finish as specified.
4. Exterior above grade non-submerged concrete, unless otherwise specified.
5. Submerged or intermittently submerged concrete, unless otherwise specified.
6. Concrete floors, unless otherwise specified.
7. Metal surfaces of anodized aluminum, stainless steel, chromium plate and bronze will not require finish painting, unless shown or specified.
8. Operating Parts and Labels:
   a. Moving parts of operating units, mechanical and electrical parts, such as valve and damper operators, linkages, sinkages, sensing devices, motor and fan shafts do not require painting unless otherwise specified.
   b. Do not paint over any code-required labels, such as UL and Factory Mutual, or any equipment identification, performance rating, name, or nomenclature plates.
   c. Remove all paint, coating, or splatter inadvertently placed on these surfaces.

H. Touch up factory-finished items with paint supplied by the item manufacturer. Contractor shall field paint prefinished items as specified or directed by Engineer.

1.02 COORDINATION

A. Review installation procedures under other sections and coordinate the installation of items that must be field painted in this section.

B. Notify other contractors in advance of the field painting to provide the other contractors with sufficient time for installation of items included in their work that must be field painted in this section.

C. Coordinate the painting of areas that are inaccessible once equipment has been installed.

D. Provide finish coats which are compatible with the prime paints used. Review other sections of these specifications in which prime paints are to be provided to ensure compatibility of the total coatings system for the various substrates. Contractor shall be responsible for the compatibility of all shop primed and field painted items. Furnish information on the characteristics of the finish materials proposed to use, to ensure that compatible prime coats are used. Provide barrier coats over incompatible primers or remove and re-prime as required. Notify Engineer in writing of anticipated problems using the coating systems as specified with substrates primed by others.

1.03 QUALITY ASSURANCE

A. Applicator Qualifications:
   1. Submit the name and experience record of the painting applicator. Include the name of utility or industrial installations painted, responsible officials, architects, or engineers concerned with the project and the approximate contract price.

2. Painting applicators whose submissions indicate that they have not had the experience required to perform the work will not be approved.

B. Source Quality Control: Obtain all materials from the same manufacturer unless otherwise approved. Obtain materials only from manufacturers who will:
1. Provide the services of a qualified manufacturer's representative at the project site at the commencement of work to advise on materials, installation, and finishing techniques.
2. Certify long term compatibility of all coatings with all substrates, both new and existing.

B. Reference Standards: Comply with applicable provisions and recommendations of the following, except where otherwise shown or specified:
1. ANSI A13.1, Scheme for the Identification of Piping Systems
2. Great Lakes — Upper Mississippi River Board of State Sanitary Engineers (Ten States Standards), Recommended Standards for Water works — 1992 Edition, Addendum No. 6, Painting of Water works Piping for Public Water Supplies
3. OSHA 1910.144, Safety Color Code for Marking Physical Hazards
4. SSPC Volume 2, Systems and Specifications, Surface Preparation Guide and Paint Application Specifications

C. Requirements of Regulatory Agencies: Coatings for surfaces in contact with potable water or water being treated for potable use shall not impart any taste or odor to the water, result in any organic or inorganic content in excess of the maximum contaminant level established by applicable laws or regulations, and shall be approved for potable water use by National Sanitation Foundation. All such coatings shall be approved by the applicable regulatory agency. Revise painting systems specified herein to provide manufacturer's approved coating system where required.

1.04 SUBMITTALS

A. Each type of marker specified.

B. Shop Drawings: Submit for approval the following:
b. Copies of manufacturer's technical information, including paint label analysis and application instructions for each material proposed for use.
c. Copies of each contractor’s proposed protection procedures in each area of the work.
d. List each material and cross-reference to the specific paint and finish system and application. Identify by manufacturer's catalog number and general classification.
e. Copies of manufacturer's complete color charts for each coating system.
f. Pipe Markers: Copies of manufacturer's technical brochure, including color chart and list of standard markers.
g. Test reports from approved certified laboratory that materials meet the required performance test for application.
h. Maintenance Manual: Upon completion of the work, furnish copies of a detailed maintenance manual including the following information:
a. Product name and number
b. Name, address, and telephone number of manufacturer and local distributor
c. Detailed procedures for routine maintenance and cleaning
d. Detailed procedures for light repairs such as dents, scratches and staining.

1.05 PRODUCT DELIVERY, STORAGE, AND HANDLING

A. Delivery of Materials: Deliver all materials to the job site in original, new and unopened packages and containers bearing manufacturer's name and label, and the following information:
   1. Name or title of material
   2. Manufacturer's stock numbers and date of manufacture
   3. Manufacturer's name
   4. Contents of volume for major pigment and vehicle constituents
   5. Thinning instructions where recommended
   6. Application instructions
   7. Color name and number

B. Storage of Materials:
   1. Store only acceptable project materials on project site.
   2. Store in a suitable location approved by Engineer. Keep area clean and accessible.
   3. Restrict storage to paint materials and related equipment.
   4. Comply with health and fire regulations including the Occupational Safety and Health Act of 1970.

C. Handling of Materials.
   1. Handle materials carefully to prevent inclusion of foreign materials.
   2. Do not open containers or mix components until necessary preparatory work has been completed and application work will start immediately.

1.06 JOB CONDITIONS

A. Existing Conditions:
   1. Before painting is started in any area, it shall be broom cleaned and excessive dust shall be removed.
   2. After painting operations begin in a given area, broom cleaning will not be allowed; cleaning shall then be done only with commercial vacuum cleaning equipment.

B. Environmental Requirements:
   1. Apply water-base paints only when the temperature of surfaces to be painted and the surrounding air temperatures are between 55°F and 90°F unless otherwise permitted by the paint manufacturer's printed instructions.
   2. Apply other paints only when the temperature of surfaces to be painted and the surrounding air temperatures are between 65°F and 95°F, unless otherwise permitted by the paint manufacturer's printed instructions.
   3. Do not apply paint in snow, rain, fog, or mist; or when the relative humidity exceeds 85%; or to damp or wet surfaces.
   4. Painting may be continued during inclement weather only if the areas and surfaces to be painted are enclosed and heated within the temperatures limits specified by the paint manufacturer during application and drying periods.
   5. Anticipate dew or moisture condensation and delay painting until it can be determined with certainty that the surfaces will be dry during the painting operation.
   6. Temperature of the surface shall be at least 5° above the dew point temperature. Each day's painting shall be completed well in advance of probable time of day

when condensation will occur in order to permit the required film drying time prior to formation of moisture.

7. Adequate illumination and ventilation shall be provided in all areas where painting operations are in progress.
8. Brush coat all welds with prime coat prior to application of the prime coat.
9. Install piping markers only after all painting and finish work has been completed.

C. Protection: Cover or otherwise protect finished work of other trades and surfaces not being painted concurrently or not to be painted.

PART 2 — PRODUCTS

2.01 MATERIAL QUALITY

A. Manufacturer: Provide products of one of the following:
1. Tnemec Company, Inc.
2. Benjamin Moore.
3. Dayton - Superior
4. Devoe Paint.
5. Glidden.
6. Induron.
7. Pecora Corp.
8. Rust-Oleum.
9. Sherwin Williams.

A. Provide manufacturer's best grade of the various types of coatings. Materials not displaying the manufacturer's identification as a standard, best-grade product will not be acceptable.

B. Provide primers produced by the same manufacturer as the finish coats. Use only thinners recommended by the paint manufacturer, and use only to recommended limits.

C. Provide paints and pipe markers of durable and washable quality. Use materials which will withstand normal washing as required to remove grease, oil, chemicals, etc., without showing discoloration, loss of gloss, staining, or other damage.

2.02 SUBSTITUTIONS

No substitutions shall be considered that decrease the film thickness, the surface preparation, or the generic type of coating specified. Approved manufacturers must furnish the same color selection as the manufacturers specified, including accent colors and custom colors in all coating systems.

2.03 COLORS AND FINISHES

A. Surface treatment and finishes are shown under "Painting Systems" below. All substrates scheduled under "Painting Systems" shall be painted whether or not shown on the Drawings or in schedules, unless an item is specifically scheduled as not requiring the painting system scheduled below.

B. Color Selection:
1. A maximum of 20 different colors may be selected for the project, in addition to

color coding of all piping and ducts.

2. Owner reserves the right to select non-standard colors for all paint systems specified within the ability of the manufacturer to produce such non-standard colors. Selection of non-standard colors shall not be cause for Contractor rejecting Owner's color selections and Contractor shall provide such colors at no additional expense to the Owner.

C. After approval of submittals and prior to beginning work, Engineer will furnish color schedules for surfaces to be painted listed in the painting systems below.

D. Color Coding: In general, and unless otherwise specified, all color coding of piping, ducts and equipment shall comply with applicable standards of ANSI A13.1 and OSHA 1910.144.

E. Use representative colors when preparing samples for Engineer's review.

F. Color Pigments: Pure, nonfading, applicable types to suit the substrates and service indicated.

1. Lead: Lead content shall not exceed amount permitted by federal, state, and local government laws and regulations.
2. Paints specified for application in contact with potable water shall be approved by the United States Environmental Protection Agency and the National Sanitation Foundation.

G. Submit proposed application techniques to Engineer. Submit proof of acceptability of technique proposed by the paint manufacturer selected.

2.04 PAINTING SYSTEMS

A. Steel Exterior Atmospheric Exposure: Structural Steel Members, Pipes, Valves, and Fittings

1. Surface Preparation: SSPC-SP 6 Commercial Blast Cleaning as specified in 3.02.C
2. Product and Manufacturer: Provide one of the following:
   a. Tnemec:
      (1) Primer: Series 66 — Color High-Build Epoxoline — 3.0–5.0 dry mils per coat
      (2) Intermediate: Series 73—Endura-Shield—2.0–4.0 dry mils per coat
      (3) Finish: Series 76 Clear — Endura-Clear, 1.0–2.0 dry mils per coat
      (4) The total dry mil thickness shall be 6.0 to 11.0 mils
   b. Induron:
      (1) Primer: Armorguard Polyamide Epoxy Primer — 3.0–6.0 dry mils per coat
      (2) Intermediate: Indurathane 5500 — 1.5–3.0 dry mils per coat
      (3) Finish: Indurathane 5000 Clear Coat — 1.0–-2.0 dry mils per coat
      (4) The total dry mils thickness shall be 6.0 to 11.0 mils
   c. Or equal

B. Steel Interior: Pipes, Valves, and Fittings

1. Surface Preparation: SSPC-SP 6 Commercial Blast Cleaning as specified in 3.02.C
2. Product and Manufacturer: Provide one of the following:
   a. Tnemec:
      (1) Primer: Series 66 - Color High-Build Epoxoline, 3.0-5.0 dry mils per coat

(2) Finish: Series 66 - Color High-Build Epoxoline, 4.0-6.0 dry mils per coat
(3) The total dry mils thickness shall be 7.0 to 11.0 mils

b. Induron:
(1) Primer: Armorguard Polyamide Epoxy - 3.0-6.0 dry mils per coat
(2) Finish: Armorguard Polyamide Epoxy - 3.0-6.0 mils per coat
(3) The total dry mils thickness shall be 7.0 to 11.0 mils

c. Or equivalent

C. Ductile Iron, Galvanized Steel, and Non-Ferrous Metals: Exterior Atmospheric Exposure

1. Surface Preparation: SSPC-SP1 Solvent cleaning and abrasive sandblast as specified in 3.02
2. Product Manufacturer: Provide one of the following:

a. Tnemec:
(1) First Coat: Series 66-Color Hi-Build Epoxoline — 2.0–3.0 dry mils per coat
(2) Finish: Series 73-Color Endura-Shield — 2.0–3.0 dry mils per coat
(3) The total dry mils thickness shall be 4.0–6.0 mils

b. Induron:
(1) First Coat: Armorguard Polyamide Epoxy — 3.0–6.0 dry mils per coat
(2) Finish: Indurethane 5500 — 1.5–3.0 dry mils per coat
(3) The total dry miles thickness shall be 4.0–6.0 mils

c. Or equal

D. Steel Shop-Primed: Metal Door, Frame, and Miscellaneous:

1. Surface Preparation:: SSPC-SP 2/SP3 Hand or Power Tool Cleaning as specified in 3.02.D
2. Product and Manufacturer: Provide one of the following:

a. Tnemec:
(1) Field Primer or Field Touch-up: Series 530 Omnithane: 2.0-3.0 dry mils per coat
(2) Intermediate Coat: Series 530 Omnithane C 2.0-3.0 dry mils per coat
(3) Finish Coat: Series 73-Color Endura-Shield C 2.0-3.0 dry mils per coat
(4) The total dry mils thickness shall be 6.0 to 9.0 mils

b. Induron:
(1) Field Primer or Field Touch-up: Induramastic 85-2.0-3.0 dry mils per coat
(2) Intermediate Coat: Armorguard Epoxy - 3.0-6.0 dry mils per coat
(3) Finish Coat: Induron 5500-1.5-3.0 dry mils per coat
(4) The total dry mils thickness shall be 6.0 to 9.0 mils

c. Or equivalent

E. All Metal Surfaces Exposed to Temperatures Over 250 degrees F

1. Surface Preparation: SSPC-SP 10 Near white blast
2. Product and Manufacturer:

a. 2 coats of Dampney Thurmalox 260 Color 2.0-2.5 dry mils per coat
b. Or Equal

F. Pipe and Duct Insulation:
   1. Surface Preparation: Remove all foreign matter
   2. Products and Manufacturer:
      a. Primer: Tnemec 51-792 PVA Sealer or equal
      b. Finish: Tnemec 66 H.B. Epoxoline or equal

G. Steel Casing Pipe
   1. Surface Preparation: Clean and prepare as specified in paragraph 3.02C.
   2. Product and Manufacturer: Provide one of the following:
      a. Tnemec: Series 66 or 69 Hi-Build Epoxoline, 3.0 to 5.0 dry mils per coat. Total dry mils thickness shall be 14.0-20.0 mils.
      b. Induron: Ruff Stuff 2100 C 14.0B20.0 dry miles per coat. Total dry mils thickness shall be 16.0-24.0 miles.
      c. Or equivalent

H. All Aluminum in Contact with Dissimilar Materials:
   1. Surface Preparation:
      a. Remove all foreign matter.
      b. Pretreatment Wash Coat of Polyvinyl Butyryl Resin: 1 coat, 0.3-0.5 dry mils.
   2. Product and Manufacturer: Provide one of the following:
      a. Tnemec: 69 Hi-Build Epoxoline — 2.0–3.0 dry mils per coat. Total dry mils thickness shall be 4.0 to 6.0 mils.
      b. Induron: Perma-Clean II Epoxy — 3.0-6.0 dry mils per coat. Total dry mils thickness shall be 4.0 to 6.0 mils.
      c. Or equal.

I. Millwork and other wood surfaces including doors:
   1. Surface Preparation: per manufacturer's recommendations
   2. Product and Manufacturer:
      a. Primer (1 coat minimum, 2.0 dry mils minimum thickness or as recommended by manufacturer)
         (1) Tnemec 36-603 Undercoater
         (2) Porter 565 House Paint Primer
         (3) Or Equal
      b. Finish (2 coats minimum, 2.0 dry mils minimum thickness or as recommended by the manufacturer, paint shall be for interior or exterior applications)
         (1) Tnemec 2 color Tneme Gloss
         (2) Pittsburgh Sun Proof High Gloss
         (3) Or Equal

J. Gypsum Plaster, Ceiling board (Interior):
   3. Surface Preparation: Per Part 3 of this specification
   4. Product and Manufacturer:
      a. Tnemec 51-792 primer (1 coat 1.0-2.0 dry mils) and 113 Tufcoat finish (2 coats 2.0-3.0 dry mils per coat), or
      b. USG "First Coat" primer (1 coat of latex primer sealer) and 2 coats of alkyd enamel (semi-gloss), or

c. Equivalent.

K. PVC Piping, Fiberglass, Fiberglass Insulation Covering (Interior):
5. Surface Preparation: Per Part 3 of this specification
6. Product and Manufacturer:
a. Tnemec 66 H.B. Epoxoline, 2 coats, 2.0-3.0 dry mils per coat, or equal

L. Concrete:
1. Cast in Place or Precast: Immersion Exposure
a. Surface Preparation: per manufacturer recommendation
b. Product and Manufacturer: Provide the following:
Tnemec:
(1) First coat: Series FC207 — Pota Pox (Fast Cure) — 150 sq. ft./gal.
(2) Spot Patch: Series 265 Elasto-Shield TG — 50 sq. ft./gal.
(3) Finish: Series 262 Elasto-Shield — 30 sq. ft./gal.
2. Cast in Place: Exterior & Interior slabs.
a. Preparation, application and curing is according to manufacturer's recommendations
b. Dayton-Superior "Cure & Seal 1315 EF" or equivalent.
c. Dayton-Superior "Grip Aid" or equivalent.

M. Concrete Masonry Units
1. Interior specified to be painted:
a. Prepare according to manufacturer's recommendations,
b. Apply acrylic block filler
c. Apply Pro Industrial Pre-catalyzed Water-based Epoxy by Sherwin Williams.
d. Color TBD by Owner/Engineer
2. Exterior:
a. Prepare acoording to manufacturer's recommendations,
b. Apply acrylic block filler
c. Apply 'KlereSeal 910-W' by Pecora Corp. or equivalent
d. 60-80 sf/gal

2.05 PIPING MARKERS

A. Manufacturer: For all interior piping, provide products produced by one of the following: W. H. Bradey Company
1. Seton Name Plate Corporation
2. Or equal

B. General:
1. Piping markers shall be formed from laminated plastic. All printing shall be sealed with a formed butyrate plastic film. Markers for piping up to 6″diameter shall be preformed to completely wrap around the pipe requiring no adhesive. Markers for pipes over 6″diameter shall be preformed to the contour of the pipe and attached with stainless steel spring fasteners.
2. For pipes under ¾″ outside diameters: Provide brass tags, 1½″diameter, with depressed ¼″high black filled letters above ½″high black filled numbers.
3. Each marker shall consist of at least 1 legend descriptive of the function of the pipe, and a directional arrow.
4. The size of lettering and marker shall conform to ANSI A13.1.

5. Location of Markers:
   a. Adjacent to each valve and "T" connection
   b. At each branch and riser takeoff
   c. At each pipe passage through a wall, floor, and ceiling
   d. On all horizontal and vertical pipe runs at 25′ intervals

C. For all exterior piping, provide stenciled lettering and directional arrow to identify exposed pipe in lieu of laminated plastic. Lettering to be black or white paint conforming to Section 2.04 of this section.

PART 3 — EXECUTION

3.01 INSPECTION

A. Contractor and his applicator shall examine the areas and conditions under which painting work is to be performed and notify the Engineer in writing of conditions detrimental to the proper and timely completion of the work. The Contractor shall not proceed with the work until unsatisfactory conditions have been corrected in a manner acceptable to the Engineer.

B. Do not paint over dirt, rust, scale, grease, moisture, scuffed surfaces, or conditions otherwise detrimental to the formation of a durable paint film.

3.02 SURFACE PREPARATION

A. General:
   1. Perform all preparation and cleaning procedures as specified herein and in strict accordance with the paint manufacturer's instructions for each particular substrate and atmospheric condition.
   2. Remove all hardware, hardware accessories, machined surfaces, plates, lighting fixtures, and similar items in place and not to be finish painted, or provide surface applied protection prior to surface preparation and painting operations. Remove, if necessary, for the complete painting of the items and adjacent surfaces. Following completion of painting of each space or area, reinstall the removed items by workmen skilled in the trades involved.
   3. Clean surfaces to be painted before applying paint or surface treatments. Remove oil and grease with clean cloths and cleaning solvents prior to mechanical cleaning. Program the cleaning and painting so that dust and other contaminants from the cleaning process will not fall in wet, newly painted surfaces.
   4. All surfaces which were not shop painted or which were improperly shop painted, and all abraded or rusted shop painted surfaces, which are to be painted, as determined by Engineer, shall be prepared as specified below.

B. Cast-In-Place Concrete and Masonry Surfaces:
   1. Prepare surfaces of cast-in-place concrete and concrete block to be painted by removing all efflorescence, chalk, dust, dirt, grease, oils, with soap and water.
   2. Determine the alkalinity and moisture content of the surfaces to be painted by performing appropriate tests. If the surfaces are found to be sufficiently alkaline to cause blistering and burning of the finish paint, correct this condition before

application of paint. Provide ENGINEER with suitable testing materials in order to carry out alkalinity and moisture tests.

3. Do not paint over surfaces where the moisture content exceeds 8%, unless otherwise permitted in the manufacturer's printed directions.
4. Concrete and concrete block surfaces that cannot be adequately cleaned by soap and water shall be acid etched. Exceedingly dense concrete may require a second etching.

C. Ferrous Metals:
1. Clean non-submerged ferrous surfaces, including structural steel and miscellaneous metal to be shop primed, of all oil, grease, dirt, mill scale, and other foreign matter by commercial blast cleaning complying with SSPC-SP 6.
2. Clean submerged ferrous surfaces including structural steel and miscellaneous metal to be shop primed, of all oil, grease, dirt, mill scale, and other foreign matter by near-white blasting complying with SSPC-SP 10.
3. Clean nonsubmerged, ferrous surfaces that have not been shop coated of all oil, grease, dirt, mill scale, and other foreign substances by commercial blasting, complying with SSPC-SP 6.
4. Clean submerged ferrous surfaces that have not been shop-coated or that, in the opinion of the Engineer, have been improperly shop coated, of all oil, grease, dirt, mill scale, and other foreign matter by near white blasting complying with SSPC-SP 10.
5. Treat bare and blasted or pickled clean metal with metal treatment wash coat prior to priming only if recommended by the paint manufacturer.
6. Touch-up shop-applied paint coats which have damaged or bare areas with primer recommended by the coating manufacturer after commercial blasting complying with SSPC-SP 6.

D. Non-Ferrous Metal Surfaces: Clean non-ferrous metal surfaces in accordance with the coating system manufacturer's instructions for the type of service, metal substrate, and application required.

E. Galvanized Surfaces (to be painted):
1. Clean free of oil and surface contaminants with a non-petroleum based solvent, recommended by the coating manufacturer, complying with SSPC-SP 1.
2. Remove shop applied chromic acid treatments on galvanized surfaces to be painted. Galvanized metals which have been given a humid storage stain treatment shall be prepared for painting by sanding or by other techniques as recommended by the paint manufacturer at no additional expense to Owner.

F. PVC Piping and Fiberglass: Lightly sand and clean all surfaces to be painted.

G. Gypsum Plaster and Gypsum Wallboard:
1. Patch, sand and seal all rough spots before prime coat.
2. Touch up all suction spots and hot spots with primer before application of finish coats.

H. Covering on Pipe: Clean free of oil and surface contaminants as recommended by the coating manufacturer for substrate and application required. Do not cut or damage the insulation in any way.

3.03 MATERIALS PREPARATION

General:

A. Mix and prepare painting materials in strict accordance with the manufacturer's directions.

B. Do not mix coating materials produced by different manufacturers, unless otherwise permitted by the manufacturer's instructions.

C. Store materials not in actual use in tightly covered containers. Maintain containers used in storage, mixing, and application of paint in a clean condition, free of foreign materials and residue.

D. Stir all materials before application to produce a mixture of uniform density, and as required during the application of the materials. Do not stir any film which may form on the surface into the material. Remove the film and, if necessary, strain the material before using.

E. Mixing:
   1. Mix only in containers placed in suitable sized non-ferrous or oxide resistant metal pans to protect concrete floor from splashes or spills which could stain exposed concrete or react with subsequent finish floor material.
   2. Mix and apply paint only in containers bearing accurate product name of material being mixed or applied.

3.04 APPLICATION

A. General:
   1. Apply paint by brush, roller, air spray, or airless spray in accordance with the manufacturer's directions and recommendations of Paint Application Specifications No. 1 in SSPC Vol. 2, where applicable. Use brushes best suited for the type of material being applied. Use rollers of carpet, velvet back, or high pile sheep's wool as recommended by the paint manufacturer for material and texture required. Use air spray and airless spray equipment recommended by the paint manufacturer for specific coating system specified. Submit a list of application methods proposed, listing paint systems and location.
   2. The paint film thickness required is the same regardless of the application method. Do not apply succeeding coatings until the previous coat has completely dried.
   3. Apply additional coats when undercoats, stains, or other conditions show through the final coat of paint, until the paint film is of uniform finish, color and appearance. This is of particular importance regarding intense primary accent colors. Insure that all surfaces, including edges, corners, crevices, welds, and exposed fasteners receive a film thickness equivalent to that of flat surfaces.
   4. Surfaces not exposed to view do not require color coding but require the same coating system specified for exposed surfaces. "Exposed to view surfaces" is defined as those areas visible when permanent or built-in fixtures convector covers, covers, covers for finned tube radiation, grilles, etc. are in place in areas scheduled to be painted.
   5. Paint interior surfaces of ducts, where visible through registers, grilles, with a flat,

non-specular lack paint as specified, before final installation of equipment.

6. Paint aluminum parts in contact with dissimilar materials as specified with appropriate primer.
7. Omit field primer on metal surfaces which have been shop primed.
8. Paint the backs of access panels and removable or hinged covers to match the exposed surfaces.

B. HVAC and Electrical work:
   1. Items to be painted include, but are not limited to, the following:
      a. Piping, pipe hangers, and supports
      b. Heat exchangers
      c. Tanks
      d. Ductwork and insulation,
      e. Motors, mechanical equipment and supports
      f. Conduit and fittings
      g. Switchgear, panels, junction boxes, motor control centers, motors, and accessories

C. Minimum Coating Thickness:
   1. Apply each material at not less than the manufacturer's recommended spreading rate, and provide total dry film thickness as specified.
   2. Apply extra coat if required to obtain specified total dry film thickness.

D. Scheduling Painting:
   1. Apply the first-coat material to surfaces that have been cleaned, pretreated, or otherwise prepared for painting as soon as practicable after preparation and before subsequent surface deterioration.
   2. Allow sufficient time between successive coatings to permit proper drying. Do not recoat until paint has dried to where it feels firm, does not deform or feel sticky under moderate thumb pressure, and the application of another coat of paint does not cause lifting or loss of adhesion of the undercoat.

E. Prime Coats: Recoat primed and sealed walls and ceilings where there is evidence of suction spots or unsealed areas in first coat to assure a finish coat with no burn-through or other defects caused by insufficient sealing.

F. Pigmented (Opaque) Finishes: Completely cover to provide an opaque, smooth surface of uniform finish, color, appearance, and coverage.

G. Transparent (Clear) Finishes:
   1. On exposed to view portions, use multiple coats to produce glass-smooth surface film continuity of even matte luster. Provide a finish free of laps, cloudiness, color irregularity, runs, brush marks, orange peel, nail holes, or other surface imperfections.
   2. Provide satin finish for final coats, unless otherwise indicated.

H. Brush Application:
   1. Brush-out and work all brush coats onto the surfaces in an even film. Cloudiness, spotting, holidays, laps, brush marks, runs, sags, ropiness, or other surface imperfections will not be acceptable. Neatly draw all glass and color break lines.

2. Brush apply all primer or first coats, unless otherwise permitted to use mechanical applicators.

I. Mechanical Applicators:
1. Use mechanical methods for paint application when permitted by governing ordinances, paint manufacturer, and approved by Engineer. If permitted, limit to only those surfaces impracticable for brush applications.
2. Limit roller applications, if approved by Engineer, to interior wall finishes for second and third coats. Apply each roller coat to provide the equivalent hiding as brush-applied coats.
3. Confine spray application to metal framework, siding, decking, wire mesh, and similar surfaces where hand brush work would be inferior and to other surfaces specifically recommended by paint manufacturer.
4. Wherever spray application is used, apply each coat to provide the equivalent hiding of brush-applied coats. Do not double back with spray equipment for the purpose of building up film thickness of 2 coats in one pass.

J. Completed work: Match approved samples for color, texture and coverage. Remove, refinish, or repaint work not in compliance with specified requirements as required by Engineer.

K. Piping Markers: Apply piping markers in accordance with the manufacturer's written instructions in locations herein specified.

3.05 PROTECTION

A. Protect work of other trades, whether to be painted or not, from the work of this section. Leave all such work undamaged. Correct all damages by cleaning, repairing or replacing, and repainting, as acceptable to Engineer.

B. Provide "Wet Paint" signs as required to protect newly painted finishes. Remove all temporary protective wrappings provided for protection of this Contract and other contracts after completion of painting operations.

3.06 PIPING COLOR SCHEDULE

	Piping and Legend	Color	Bands
A.	Drains	Dark Gray	Red
B.	Process Drains	Dark Grey	Red
C.	Potable Water	Dark Blue	--
D.	Non Potable Water	Blue	Black
E.	Plumbing Drains and Vents	Black	--
F.	Process Sample	Light Gray	Red
G.	Citric Acid	Dark Yellow	Red

3.07 CLEAN-UP

A. During the progress of the work, remove from the site all discarded paint materials, rubbish, cans and rags at the end of each work day.

B. Upon completion of painting work, clean all paint-spattered surfaces. Remove spattered paint by proper methods of washing and scraping, using care not to scratch or otherwise damage

finished surfaces.

C. At the completion of work of other trades, touch-up and restore all damaged or defaced painted surfaces as determined by Engineer.

*** * END OF SECTION * ***

SECTION 10000

MEMBRANE ROOF SYSTEM

PART 1 - GENERAL

1.01 WORK INCLUDED

The following specifies the material and methods associated with the supply and installation of an adhered membrane roofing system in compliance with the detail drawings, instructions, material descriptions, and other information stated herein.

1.02 REQUIREMENTS

1. The roofing system must be installed by a contractor certified and or authorized by the roofing system manufacturer for installation of the roofing system.
2. The membrane must be installed over properly prepared decks/substrates. The decks/substrate must be compatible with the roofing membrane.
3. Perimeter edge termination details must include sealant.
4. The 2 or 4-inch vinyl gravel stop or vinyl drip edge cannot be used on fully adhered installations.
5. A Technical Representative of the roofing system manufacturer must inspect the roofing system for compliance with the manufacturer specifications before a commercial/industrial warranty is issued.
6. All materials used in the installation of the roofing system must be products of the roofing system manufacturer or accepted products as defined and described in the specification. Other materials must be accepted in writing by the roofing system manufacturer's Engineering Services Department prior to being used in the roofing system.
7. The contractor is responsible for following all applicable building, plumbing, and electrical codes.
8. For buildings 40 ft. (12 m) or taller and/or located within high wind zones (greater than 110 mph [177 km/h]) or special wind regions;
    a. The manufacturer's Engineering Services Department should be involved in determining the fastening requirements. Typically, the ASCE 7 Specification will be used to determine the fastening requirements. When appropriate, specifications set forth by entities such as FM Global, SPRI or State/Local Agencies will be utilized.
    b. The Peel Stop detail is required when the membrane is adhered to polyisocyanurate insulation board. The Peel Stop detail may also be required in other instances. Refer to "Membrane Installation" on page 10 for requirements.
    c. It is the contractor's responsibility to verify the accuracy of information provided to the manufacturer, including but not limited to pull test results, building height, and roof dimensions. Measurements used during the quotation phase of a project must be checked for accuracy by the installing contractor.
9. The maximum size deck sheet that may be installed is 52'-6" x 20' (16 x 6 m).

10. The maximum length of parapet flashing to be fully adhered is 50 ft. (15 m).
11. The contractor is responsible for performing the work and filling out all paper work required by the manufacturer to allow the final installed system to be warranted for a minimum of 20 years.

PART 2 – PRODUCTS

2.01 MATERIALS

1. The membrane shall be a polyvinylchloride polymer blend, reinforced with a high-strength weft-inserted polyester scrim that has a thread pattern of 18 x 14 threads per inch with a nominal total thickness of 60 mils. The thickness of the top film shall be a minimum of 28 mils. The membrane shall be white and have a system weight of approximately 0.39 lb/ft2.
2. The membrane shall satisfy the ASTM D4434 requirements for the following test methods:

   a. ASTM D751 – Overall Thickness
   b. ASTM D7635 – Thickness over scrim
   c. ASTM D751 – Grab method for breaking strength, elongation, seam strength, and Procedure B
   d. ASTM D2136 – Low Temperature Bend
   e. ASTM D3045 – Heat Aging
   f. ASTM G154 – Accelerated Aging
   g. ASTM D1204 – Dimensional Stability
   h. ASTM D570 – Water Absorption
   i. ASTM D5602 – Static Puncture
   j. ASTM D5635 – Dynamic Puncture
   k. ASTM G21 – Fungi Resistance
   l. ASTM E96, Proce. B, Method A – Moisture Vapor Transmission

2.02 SYSTEM

The roofing system consists of the membrane, fasteners, prefabricated corners, parapet flashings, stack flashings, curb flashings, and other related manufacturer approved products. The Manufacturer roofing system consists of products manufactured by Manufacturer, or accepted products as defined and described in the specifications. Alternate materials must be pre-approved in writing by the Manufacturer Engineering Services Department prior to their use with the Manufacturer roofing system.

2.03 DELIVERY

A complete Manufacturer roofing system and related materials will be delivered to the location designated by the Manufacturer contractor in the original packaging and with shipping labels intact. Containers will be labeled with manufacturers/supplier's name, product name, and identification. Each shipment should be checked for damages and/or shortages at the time of delivery. The freight agent must note damaged materials and/or shortages on the freight bill. Concealed damage must be reported to the freight agent immediately. Materials damaged in shipping, handling, or storage cannot be used.

2.04 HANDLING

Once the Manufacturer roofing system is delivered, the contractor and contractor's crew are responsible for all handling and installation of the roofing system. Adequate personnel and equipment should be available to safely lift and place the Manufacturer roofing system onto the rooftop. Folded or rolled prefabricated sections of membrane must be placed on the roof near load-bearing members, and in a manner convenient to final placement.

2.05 STORAGE

Manufacturer materials should be kept clean and dry. Materials should be stored on pallets and covered with tarps. Care should be taken to place materials away from areas where water may pond or areas that water falls onto from higher elevations. All sealants and adhesives must be stored at temperatures above 40□□F (5□□C). Keep combustible materials away from heat, sparks, and open flames. Follow precautions outlined on the containers or supplied by the material manufacturer.

2.06 SUBSTRATE SEPARATION

The membrane may not be compatible with certain substrates listed below and shall not be installed utilizing the substrates listed:

Acrylic Coatings	Extruded Polystyrene	Modified Bitumen	Shingles
Aluminum Coated Asphalt	Granulated Cap Sheet	Old Manufacturer	TPO (Thermoplastic Polyolefin)
Coated or Smooth Asphalt	Hypalon (CSPE)	Polyurethane	Sprayed Urethane Foam
Expanded Polystyrene	Mineral Surfaced Cap	Coal Tar Pitch	PVC/CPA Membranes

The membrane shall be compatible with the following substrates with no separation is required.

Polyisocyanurate Insulation Boards	Manufacture supplied substrates	Glass Fiber Board
Wood Decks	Smooth Structural Concrete Decks	Cellular Glass Boards
Gypsum	Smooth Pre-stressed Concrete Decks	

2.07 CHEMICAL RESISTANCE

The membrane shall be resistant to the chemicals listed below. If any other chemicals are present on a particular roof, contact the Manufacturer Engineering Services Department to determine resistance.

Acrylic Paint	Linseed Oil	Copper Sulfate	Lard (Animal Fats)
Latex Paint	Masonry Cleaner	Ferric Chloride	Phosphoric Acid
Fertilizer Solution	Muriatic Acid	Fiberglass Mat	Polypropylene
Fruit Juice	Oleic Acid	Furnace Residue	Zinc Chloride
Hydrogen Peroxide	Sodium Hydroxide	Detergent Solution	Bleach

2.08 PAINT APPLICATION

The membrane shall not be painted.

2.09 VAPOR BARRIERS

The use of vapor barriers is recommended, however it is the responsibility of the Manufacturer contractor of record to ensure that all applicable specifications, building codes, regulations and ordinances are complied with and followed.

PART 3 – EXECUTION

3.01 QUALITY ASSURANCE

3.01.01 PRE-JOB INSPECTION

When recovering an existing roofing system, the authorized Manufacturer contractor is responsible to conduct an inspection of the proposed job site roof conditions to determine the needed fastener type and length, evaluate the moisture content of the existing roofing system, and to note damaged areas to be repaired prior to installation of the Manufacturer roofing system.

3.01.02 CORE CUTS

1. The Contractor is responsible for performing a series of core cuts to determine and verify the above information. The Contractor is responsible for the repair of all core cuts.
2. The roofing system shall not be installed over existing roofing systems that contain excess water. Excess water is defined as water observed within a core cut or moisture squeezed from the core sample taken.

3.01.03 PULLOUT TESTS

1. Fastener pullout tests must be conducted on the roof deck with approved fasteners to verify the integrity of the deck and to establish fastening patterns that meet the requirements of Manufacturer specifications. Contact the Manufacturer Engineering Services Department with any questions.
2. It is the responsibility of the Manufacturer contractor to make sure pullout tests are performed on site. The tests can be performed by either the fastener manufacturer or the authorized Manufacturer contractor. The sections of decking where integrity is in question should be the locations for the tests. The pullout tests must be documented on a roof drawing showing the location and pullout value of each test. In situations where new construction prevents on-site pullout tests, a pre-assembled deck representing the proposed deck type should be constructed and tested.
3. The number of pullout tests required will be as follows: perform a minimum of 10 tests for up to 50,000 ft^2 (4,645 m^2) and five additional pull tests for each additional 50,000 ft^2 or portion thereof, on each project. Areas of low pullout results will require additional pullout tests.
4. It is the responsibility of the Manufacturer contractor to verify pullout values prior to installation.

3.01.04 FASTENER SELECTION AND DECK TYPES

The fasteners used to attach insulation, recover board and Manufacturer membrane must be supplied by the Manufacturer. The following tables summarize the appropriate fasteners to use for different deck types and system components. If a fastener type is needed that is not listed below, the Manufacturer Engineering Services Department must approve its use, in writing, prior to installation.

3.01.04.01 Plate Selection

When determining which plates to use and where to use them, refer to this table.

	2-inch (50 mm) Poly-	2.4-inch (61 mm) Cleat Metal	3-inch (76 mm) Square Metal Plate	Insulation Plate
Membrane Fastening				
Peel Stop*	No	Yes	Yes	No
Parapet Flashings	Yes	Yes	Yes	No
Base of Walls/Penetrations	Yes	Yes	Yes	No
Insulation Boards	No	No	Yes **	No
Cover Boards	No	No	Yes **	No

* Refer to detail drawing FA9060 for peel stop requirements.

** 3-inch Square Metal Plates must be used to fasten insulation and cover boards when Manufacturer membranes are adhered.

3.01.04.02 Fastener Selection Based on Deck Type

When determining which fastener type to use for a specific deck type, refer to this table.

Deck Type	Fastener Type	Notes
Steel	Manufacturer HD Screws Manufacturer XHD S	Must penetrate a minimum of 1-inch (25 mm) from the top surface of deck.
Wood	Manufacturer HD Screws Manufacturer XHD Screws	Must penetrate a minimum of 1-inch (25 mm) from the top surface of deck.
Structural Concrete	Manufacturer Concrete Nail Manufacturer Concrete Screw Manufacturer HD Screws Manufacturer XHD Screws	Must penetrate a minimum of 1-inch (25 mm) from the top surface of deck. Pre-drill a minimum of 1/2-inch (12.7 mm) deeper than the required depth of the fasteners using a 3/16-inch (5 mm) bit.
Gypsum	Auger Fastener* Liquid Auger Fastener**	Pre-drill required for auger fasteners. Use a 7/16–9/16-inch (11 – 14mm) bit.
		* Must penetrate a minimum of 1-1/2-inch (38 mm) from the top surface of deck. * Factory Mutual designed systems require minimum of 2-inch (50 mm) penetration.
		** Liquid Augers must penetrate a minimum of 2-inch (50 mm) from the top surface of the deck.
Cementitious Wood Fiber (Tectum)	Auger Fastener* Liquid Auger Fastener**	***Do not pre-drill.***
		* Must penetrate a minimum of 1 1/2-inch (38 mm) from the top surface of deck. * Factory Mutual designed systems require minimum of 2-inch (50 mm) penetration.
		** Liquid Auger must penetrate a minimum of 2-inch (50 mm) beyond the top surface of the deck.
Lightweight Concrete	Auger Fastener* Liquid Auger Fastener** Manufacturer Concrete Screw Manufacturer Concrete Nail Manufacturer HD Screws Manufacturer XHD Screws	Pre-drill required. Augers: Use a 7/16–9/16-inch (11 – 14 mm) bit. Others: Use a 3/16-inch (5 mm) bit.
		* Must penetrate a minimum of 1-1/2-inch (38 mm) from the top surface of deck. * Factory Mutual designed systems require minimum of 2-inch (50 mm) penetration.
		** Liquid Auger must penetrate a minimum of 2-inch (50 mm) from the top surface of the deck.

Walls and Curbs		Notes
Cinder and Concrete Block	Zinc Plated Metal Anchors Manufacturer Concrete Screw Manufacturer Concrete Nail Manufacturer HD Screws Manufacturer XHD Screws	Must penetrate a minimum of 1-inch (25 mm) from the top surface. Pre-drill a minimum of 1/2-inch (12.7 mm) deeper than the required depth of the fasteners using a 3/16-inch (5 mm) bit (1/2-inch (12.7 mm) for metal anchors).

3.01.05 DECK / SUBSTRATE CRITERIA

3.01.05.01 APPROVED DECKS

1. Steel Deck:
An approved substrate is required on steel decks. See the "Approved Insulation / Substrates" section.

2. Poured Structural Concrete, Minimum 3,000 psi:
If the concrete is structurally sound, clean, smooth, dry, free of sharp edges, dust, contaminants, oil, grease, and loose foreign material which may affect the installation of the roofing system and its performance, the Manufacturer membrane may be adhered directly to the poured-in-place concrete deck.

3. Precast/Prestressed Concrete Deck:
If the concrete is structurally sound, clean, smooth, dry, free of sharp edges, dust, contaminants, oil, grease, and loose foreign material which may affect the installation of the roofing system and its performance, the Manufacturer membrane may be adhered directly to the precast/prestressed concrete deck. All joints between sections of concrete units must be grouted. Height variations from adjoining concrete units must be trowelled smooth.

4. Poured or Precast Gypsum:
An approved substrate is required over gypsum decks. "Approved Insulation / Substrates" (page 8).

5. Lightweight Concrete:
An approved substrate is required over lightweight concrete decks. See the "Approved Insulation / Substrates". Lightweight concrete must be completely dry before installing the Manufacturer adhered assembly. Consult the lightweight concrete manufacturer for drying times.

6. Cementitious Wood Fiber Deck:
An approved substrate is required over cementitious wood fiber decks. "Approved Insulation / Substrates".

7. Plywood/OSB Deck - Minimum 15/32 inch:
If the plywood is structurally sound, clean, smooth, dry, free of sharp edges, splinters, dust, contaminants, oil, grease, and loose foreign material which may affect the installation of the roofing system and its performance, the Manufacturer membrane may be adhered directly to the plywood deck. Gaps exceeding 1/4-inch wide in the plywood deck must be filled or covered with an approved substrate.

8. Lumber Deck Minimum 3/4 inch:
If the lumber is structurally sound, clean, smooth, dry, free of sharp edges, splinters, dust, contaminants, oil, grease, and loose foreign material which may affect the installation of the roofing system and its performance, the Manufacturer membrane may be adhered directly to the lumber deck. Gaps exceeding 1/4- inch wide in the lumber deck must be filled or covered with approved filler. Height variations from adjoining lumber units must be feathered smooth.

NOTE: If the above listed decks do not meet the requirements for direct-to-deck adhesion, a Manufacturer approved substrate will be required. See the "Approved Insulation / Substrates".

3.01.05.02 APPROVED INSULATION / SUBSTRATES

3.01.05.02.01 Polyisocyanurate Insulation

1. Must be installed in accordance with roofing system Manufacturer requirements.
2. Insulation must be Manufacturer-approved insulation for use with adhered single-ply membranes as identified in the current Factory Mutual Approval Guide.
3. The polyisocyanurate insulation must be a minimum of 2.0 PCF when tested in accordance with ASTM D- 1621 and as certified by the insulation manufacturer.

4. On steel decks, use at least the minimum thickness required by the insulation manufacturer to span the flutes (1-inch [25 mm] minimum).
5. When attaching the insulation with fasteners and plates, 3-inch Square Metal Plates must be used.

3.01.05.02.02 Approved Recover Board

1. Must be installed in accordance with manufacturer requirements.
2. Recover board must be a minimum of 1/4-inch (6.4 mm) thick for the fully adhered Manufacturer membrane.
3. On steel decks, use at least the minimum thickness required by the product manufacturer to span the flutes.
4. When attaching the insulation with fasteners and plates, 3-inch Square Metal Plates must be used.

NOTE: All other insulations and substrates must be approved by the Manufacturer Engineering Services Department.

3.02 IMPLEMENTATION

3.02.01 SUBSTRATE PREPARATION

3.02.01.01 RECOVER – Existing Single-Ply Roofs

The building owner/representative and Manufacturer contractor must verify the conditions of the roof deck and the existing roof assembly. Deteriorated decking, wood blocking, insulation and all saturated materials must be removed and replaced.

1. A Manufacturer approved substrate board must be mechanically fastened over the existing assembly. See "Approved Insulation/Substrate" for more information.
2. The existing single-ply membrane must be cut free from the entire roof perimeter, cut free around all penetrations, and cut in between fastener rows prior to the installation of the Manufacturer membrane. When reroofing after a tear-off, caution should be used to prevent the Manufacturer membrane from contacting incompatible materials. (See "Substrate Separation")
3. If the existing system is mechanically fastened, there is often a problem with loose fasteners. Because of this problem, cut the membrane open and remove all loose fasteners before installing the substrate board.
4. If a PVC membrane has been installed directly over styrene insulation without a separation sheet, then the old membrane must be removed. Damaged insulation must be replaced.

3.02.01.02 RECOVER – Existing Bitumen Roofing

The building owner/representative and Manufacturer contractor must verify the conditions of the roof deck and the existing roof assembly. Deteriorated decking, wood blocking, insulation and all saturated materials must be removed and replaced.

1. Gravel surface roofs must be leveled to ensure insulation lays flat. If the gravel is removed by power brooming or vacuuming, additional methods of leveling may be required to provide a suitable level surface for the recover board. **CAUTION**: Removing more than the loose gravel may affect the resulting fire rating. All blisters must be cut and fastened down or removed prior to the installation of the recover board.
2. Smooth or granular surface roofs. All blisters must be cut and fastened down or removed prior to the installation of the recover board.

3. A Manufacturer approved insulation (1-inch [25 mm] minimum) or substrate board must be installed over the existing roof system.

3.02.02 NEW CONSTRUCTION

The building owner/representative and Manufacturer contractor must ensure that the deck/substrate is structurally sound and meets standard industry construction practices prior to the application of the Manufacturer Roofing system.

3.02.02.01 INSTALLATION

3.02.02.01.01 WOOD NAILER

Wood nailers must be a #2 grade lumber, or better and must be fastened to the deck, wall or existing secured nailer in such a manner that they resist 180 lb. of force per linear foot (2,643 N/M) of nailer in any direction.
Fasteners used to attach wood nailers must be spaced no greater than 18-inches (455 mm) apart. Wood nailers are required in any situation where 1-inch (25 mm) or greater of insulation is added to the roof perimeter edge. The top of the nailers must be flush with the top of the insulation. Wood nailers are not required at a change of plane such as the intersection between a parapet wall and the decking.

Manufacturer requires that for nailers and other lumber supports identified as ACQ or CA treated, only stainless steel fasteners be used. Additionally, for all new construction, untreated lumber should be used for nailers with standard e-coated fasteners. Further, treated lumber dating 2003 or earlier is acceptable for use with e-coated fasteners as lumber prior to 2003 is unlikely to contain the copper based treatments.

3.02.02.01.02 INSULATION SELECTION AND INSTALLATION

1. Insulation products must be neatly fitted to the roof deck and its penetrations. Insulation boards should be installed tightly against adjacent insulation boards and all joints staggered 50% from row to row. No gap should exceed 1/4-inch (6.4 mm) in width. No more insulation products should be installed than can be covered with membrane and completed before the end of the day's work or before the onset of inclement weather.
2. When mechanically fastening insulation to the approved substrate, **a minimum of 250 lb. of pull out resistance per fastener is required. Special design consideration may be required if pull outresistance is less than the minimum 250 lb.** Manufacturer requires a minimum of 1 fastener for every 2 ft^2 (.19 m^2) of board in perimeter areas and 1 fastener for every 3.2 ft^2 (.3 m^2) of board in the field area. The width of the perimeter area is determined by either the lesser of .4 times the building height or .1 times the width of the roof, but must never be less than 4 ft. wide. Fasteners and stress distribution plates must be Manufacturer-approved for substrate attachment. 3" Square Metal Plates must be used when fastening insulation and cover boards. See detail drawings for insulation fastener spacing and patterns. See "FM Codes" section to determine the width of the perimeter enhancements needed from the roof edge.
3. Insulation attachment using low-rise foam is approved. Installation will be in compliance with the adhesive manufacturer recommendations and requirements. Contact the Manufacturer Engineering Services Department with any additional questions.
4. Polyisocyanurate attachment using hot (Type III or IV) asphalt must be in accordance with asphalt manufacturer's instruction and the NRCA and ARMA recommendations. The insulation must rest evenly on the approved deck/substrate so that there are no air spaces between the board and the deck/substrate. The maximum board size with hot asphalt attachment is 4 x 4 ft. Precautions should be used to protect the Manufacturer membrane from coming in contact with asphalt that has been pushed-up to the board surface. This can be accomplished by taping over the seams of the insulation boards. Remove all asphalt from the substrates before attaching the Manufacturer membrane. The following requirements must be met when attaching a polyisocyanurate board using hot asphalt:

a. The proposed board must be compatible with the roof substrate, Manufacturer membrane and the hot asphalt used to attach the board.

b. Insulation boards cannot be attached directly to steel decks with asphalt.

c. Expanded or extruded polystyrene insulation must NOT be attached with asphalt.

d. For alternative methods of board fastening, contact the Manufacturer Engineering Services Department.

3.02.02.01.03 ADHESIVE CONSIDERATIONS

1. The Manufacturer membrane must be adhered to the substrate with adhesive supplied by Manufacturer, Inc. Never thin the adhesive. The adhesive may be applied by using rollers. The adhesive must be applied in smooth even coats with no puddles or lumps. Adhesive must cover 100% of the substrate. Never apply adhesive in temperatures less than 50□□F (5□□C).

2. See the product data sheets for adhesive being used for coverage rates. Note that the actual coverage may vary depending upon the type of substrate and atmospheric conditions. Care should be taken when estimating the amount of adhesive that will be required to ensure that the adhesive is applied in amounts consistent with the coverage estimate.

3.02.02.01.04 MEMBRANE INSTALLATION

1. When Manufacturer membrane is adhered to polyisocyanurate, the peel stop will be used. The peel stop detail must be installed on the exposed roof perimeter edge (roof edge with no adjacent wall or tie-ins) and installed 2'-0" (0.61 m) from the exterior roof edge regardless of parapet wall height. This includes roofs that are located within a main roof and exceed the height of the main roof by 3'-0" (0.91 m) or higher. Review the peel stop details to determine when to use. Contact the Manufacturer Engineering Services Department for any additional information.
2. When projects are located in wind zones of 130 mph or greater, the membrane will be adhered to manufacturer approved recover boards.
3. The surface of the deck/substrate must be inspected prior to the installation of the Manufacturer membrane. The deck/substrate must be clean, smooth, dry, and free of sharp edges, dust, contaminants, oil, grease, and loose, foreign material that may affect the installation of the roofing system and its performance. All damaged, broken or wet materials must be removed and replaced.
4. Refer to product data sheet for water based or solvent based adhesive for application details.
5. The membrane may be applied as described in the following steps. Application techniques may vary as long as the requirements described within this specification are met.

   a. Position the prefabricated roof section over the area to be covered. If roll goods are used, cut the sheets to length and allow material for edge termination where required.

   b. Fold the roof section back onto itself to expose half of the roof area to be covered by that section.

   c. Apply adhesive in front of the fold along its length. Be careful not to apply more of the adhesive than can be covered prior to the adhesive setting up. Start with moderate amounts of adhesive and adjust the amount as you get a feel for how fast the adhesive is setting up. Changing rooftop conditions throughout the day may affect the amount of time it takes adhesives to set up.

   d. Lift the top layer of membrane and, starting at the fold, use a stiff squeegee or broom to push the membrane into the adhesive. Care must be used to avoid wrinkles and air pockets. Apply the membrane to cover the adhesive that has been applied and then repeat steps "c" and "d" until the first half of the roof section is completed.

e. Repeat steps “b”, “c” and “d” for the second half of the roof section.

f. As each new roof section is added, overlap the adjacent sheets a minimum of 3 to 6-inches (51 to 152 mm).

g. Be careful not to contaminate the membrane with adhesive where seams will be welded together.

h. Do not thin adhesives.

3.02.02.01.05 HOT-AIR WELDING

1. Position the membrane so that the top membrane overlaps the bottom membrane a minimum of 4-inches (102 mm). Ensure the welding area is dry, clean and free of foreign material.
2. Weld the top membrane to the bottom membrane using a hand-held welder or an automatic welding machine, and silicone roller. A minimum 1-1/2-inch (38 mm) wide continuous weld is required.
3. All field-welded seams must be inspected with a tack claw or similar tool (cotter key extractor), and all deficiencies repaired prior to inspection by Manufacturer.

3.02.02.01.06 WALLS AND PENETRATIONS

The Manufacturer membrane may be adhered or mechanically fastened onto the walls. Refer to manufacturer requirements. The previous sections which outlined acceptable products and proper substrate preparation, also apply to the walls.

1. <u>Walls Mechanically Attached</u>
   a. When mechanically attaching membrane to a parapet wall, position the deck sheet as required by the manufacturer using separate parapet flashing and install termination bar.
   b. When required by the manufacture, install a termination bar. Order a separate wall flashing and add a minimum 6-inch skirt to the width of the wall flashing needed to cover the desired height (8-inch minimum above the membrane) and/or width of the wall. Weld the 6-inch skirt to the deck sheet membrane close to the termination bar.
   c. When required by the manufacture, order parapet flashing with a skirt (skirt not to exceed 31-inches) to the width and height of the wall flashing to allow approximately 3 to 6 inches of skirt from the wall flashing to flash onto the deck sheet and weld the skirt as close to the termination bar as possible.
2. <u>Walls Fully Adhered</u>
   a. Adhesive must be applied to both the wall/substrate and to the membrane. See the product data sheets on the adhesive being used for coverage rates between both surfaces. The actual coverage may vary depending upon the type of substrate and atmospheric conditions.
   b. It is not acceptable to adhere the same sheet of membrane that is covering the roof deck to a wall. Instead, a separate sheet must be used and mechanical fasteners installed through one of the sheets at the roof-to-wall transition. This can be accomplished by ordering the wall sheet with a fastening tab at the base of the wall that will lie against either the wall or the roof deck/substrate.
   c. The minimum height of termination of the wall sheet is 8-inches (203 mm) above the roof membrane. If the membrane will extend up the wall for more than 60-inches (1.5 m), a row of mechanical fasteners must be installed. The membrane must never extend up the wall more than 60-inches (1.5 m) without a row of fasteners. Refer to the appropriate detail drawings for information regarding the proper termination.

d. A row of mechanical fasteners are required at all transitions on the wall except at the top if the membrane will extend to the outside face of the wall. These rows of fasteners can be approved fasteners with the appropriate plate or termination bar, and installed through fastening tabs on prefabricated sheets.

e. It is recommended that wall sheets be kept small for easier handling. The installer may wish to install the membrane on the walls prior to installing on the roof deck. This will avoid potential problems with keeping the new membrane on the roof deck clean while working on the walls.

3. Roof Penetrations
   a. Mechanical fastening is required at all roof penetrations. These include, but are not limited to, pipes, drains, curbs, pitch pans, and expansion joints.
   b. The pullout resistance of the fasteners determines the fastener spacing of the transition points. To determine the spacing, refer to the pullout chart in the "Mechanically Fastened" section.

3.02.02.01.07 FLASHINGS

1. The Manufacturer membrane must not contact surfaces which maintain or exceed temperatures of 120□□F including all insulated chimney pipes, exhaust pipes, and combustible fuel pipes.
2. All flashings, with the exception of pitch pans, must be terminated at a minimum of 8 inches above the roof surface. See "Pitch Pans" section for pitch pan installation criteria.

3.02.02.01.08 PITCH PANS

1. Use pitch pans only when standard Manufacturer flashings cannot be used.
2. Only Manufacturer approved sealer such as CSL may be used when creating a pitch pan.
3. All pitch pans must be terminated at a minimum of 4 inches above the roof surface.

3.02.02.01.09 TWO WAY AIR VENTS

1. The Manufacturer 2-way air vents are not required with a fully adhered application. Manufacturer reserves the right to incorporate their use if needed.

3.02.02.01.10 ROOF DRAINS AND SCUPPERS

1. Drain Assemblies with Clamping Rings
   a. All existing roofing materials must be removed from drain bowl and clamping ring.
   b. Use manufacturer supplied or approved caulk between the membrane and bowl (1/2 tube minimum).
   c. After the Manufacturer membrane is properly installed onto the bowl and the clamping ring set in place, all bolts securing the ring must be installed to provide constant, even compression on the sealant. If bolts are broken or missing, replacements must be installed.
2. Manufacturer Drain Boots
   a. If the Manufacturer drain boot is to be used, apply one-half (1/2) tube of sealant minimum to the outside of the drain boot and insert it into the drain.
   b. Install composite compression drain rings as low into the drain as possible.

3.02.02.01.11 EXPANSION JOINTS

1. See manufacturer details for installation requirements.

3.02.02.01.12 WALKWAY PAD

1. A walkway pad recommended at all roof access points, service units and high traffic areas. The risk of potential third party damage to the Manufacturer roofing system may increase should the building owner choose not to utilize a walkway pad. Note: Prior to inspection of the installation by Manufacturer, attach only one side of any Walkway Pads that will be covering any field seams. This will allow the Manufacturer Technical Representative to inspect the entire field seam. After the inspection, hot-air weld the remaining side to complete the attachment of the pad.

SECTION 15052

BURIED PIPING INSTALLATION

PART 1 - GENERAL

1.01 Description

A. Scope:
1. CONTRACTOR shall furnish all labor, materials, equipment and incidentals as shown, specified and required to install all buried piping, fittings, and specials.
2. The Work includes, but is not limited to, the following:
   a. All types of buried piping unless specifically included under other Sections.
   b. Pipe beneath structures.
   c. Testing.
   d. Also included are installation of all jointing and gasketing materials, specials, couplings, and all other Work required to complete the piping installation.
   e. All appurtenances and specials shown, specified or required shall be incorporated into the piping systems.

B. Coordination: Review installation procedures under other Sections and coordinate with the Work that is related to this Section.

C. Related Work Specified Elsewhere:
1. Section 02200, Excavation and Backfill.
2. Section 03315, Concrete.

1.02 Quality Assurance

A. Requirements of Regulatory Agencies:
Comply with applicable requirements of UL and other authorities having jurisdiction.

B. Reference Standards: Comply with applicable provisions and recommendations of the following, except as otherwise shown or specified.
1. ASCE MOP No. 37, Design and Construction of Sanitary and Storm Sewers.
2. AWWA M9, Installation of Concrete Pipe
3. Concrete Pipe Handbook, American Concrete Pipe Association.
4. C600 AWWA Standard for Installation of Ductile-Iron Water Mains and Their Appurtenances.
5. C111/A21.11 American National Standard for Rubber-Gasket Joints for Ductile-Iron Pressure Pipe and Fittings.
6. C651 AWWA Standard for Disinfecting Water Mains.
7. AWWA M23, PVC Piping.

1.03 Submittals

A. Shop Drawings: Submit for approval the following:
   1. Size, class and other details of pipe to be used.
   2. Information on typical joint and harnessing details.
   3. Laying schedules and detailed drawings in plan and profile for all piping, except as noted below.
   4. Schedules and drawings for buried piping less than four inches are required only if specifically requested by the ENGINEER.

B. Tests: Submit description of proposed testing methods, procedures and apparatus. Submit copies of all test reports.

C. Record Drawings: During progress of the Work, keep an up to date set of drawings showing field and Shop Drawing modifications. Submit cloth or mylar tracings at a scale satisfactory to the ENGINEER that show the actual in-place installation of all piping and equipment installed under this Section. The drawings shall show all piping on plans and in sections, with all reference dimensions and elevations required for complete record drawings of the piping systems. Two paper prints shall also be furnished. The tracings and prints shall be furnished not later than 30 days after Substantial Completion of the Work.

1.04 Product Delivery, Storage and Handling

A. Delivery, storage and handling of pipe, fittings and specials shall be in complete compliance with the manufacturer's recommendations.

B. Handle all pipe, fittings and accessories carefully with approved handling devices. Do not drop or roll pipe off trucks. Do not otherwise drop, roll or skid pipe. Materials cracked, gouged, chipped, dented or otherwise damaged will not be approved.

C. Store pipe and fittings on heavy wood blocking or platforms so they are not in contact with the ground.

D. Pipe, fittings and specials shall be unloaded opposite to or as close to the place where they are to be laid as is practicable to avoid unnecessary handling. Interiors shall be kept completely free from dirt and foreign matter.

PART 2 - PRODUCTS

2.01 Materials

A. Pipe materials are specified under each applicable pipe material Specification Section.

B. Pipe Marking:
   1. General:
      a. Each piece of pipe or fitting shall be clearly marked with a designation which shall conform with designations shown on the Shop Drawings.
      b. Class designation shall be cast or painted on each piece of pipe or fitting

four inches in diameter and larger.

PART 3 - EXECUTION

3.01 Installation

A. General:
1. Install piping as shown, specified and as recommended by the manufacturer.
2. Request instructions from ENGINEER before proceeding if there is a conflict between the manufacturer's recommendations and the Drawings or Specifications.
3. Pipe, fittings and accessories that are cracked, damaged or in poor condition or with damaged linings will be rejected.
4. Minimum cover over piping shall be 3 feet unless otherwise shown or approved by ENGINEER.
5. Earthwork required is in Division 2 of these specifications.

B. Bedding Pipe:
1. Select bedding material used around and under pipes shall be as specified in Division 2 of these specifications.
2. Bedding Concrete Pipe: The pipe shall be bedded in compacted select bedding placed on a flat trench bottom. The select bedding shall have a minimum thickness of four inches under the barrel and extend to ½ the pipe diameter.
3. Select Backfill Material: Select material for backfilling pipe trenches shall be as specified in Section 02200.
4. No piping shall be laid until ENGINEER approves the bedding condition.
5. No pipe shall be brought into position until the preceding length has been bedded and secured in its final position.
6. All ledge rocks, boulders, and large stones shall be removed during trench excavation to provide a minimum clearance of four inches below and on each side of all pipe.

C. Laying Pipe:
1. Comply with manufacturer's instructions and with ASTM D 2321, AWWA C600 or AWWA M9, where applicable.
2. Install all pipe accurately to line and grade shown unless otherwise approved by ENGINEER. Remove and relay pipes that are not laid correctly.
3. Slope piping uniformly between elevations given.
4. Ensure that water level in trench is at least 6 inches below bottom of pipe. Do not lay pipe in water. Maintain dry trench until jointing and backfilling are complete.
5. Start laying pipe at lowest point and proceed towards the higher elevations, unless otherwise approved by ENGINEER.
6. Place bell and spigot pipe so that bells face the direction of laying, unless otherwise approved by ENGINEER.
7. Excavate around joints in bedding and lay pipe so that only the barrel receives bearing pressure from the trench bottom.
8. Permissible deflections at joints shall not exceed the amount allowed by manufacturer.
9. Take every precaution to ensure that no foreign material enters the piping prior to and during installation.
10. All pipe and fittings shall be carefully examined for cracks, damage or other defects while suspended above the trench before installation. Defective materials shall be

immediately removed from site.

11. Interior of all pipe and fittings shall be inspected and all dirt, gravel, sand, debris or other foreign materials shall be completely removed from pipe interior before it is moved into the trench.
12. Bell and spigot mating surfaces shall be thoroughly wire brushed and wiped clean and dry immediately before pipe is laid.
13. Every time that pipe laying is not actively in progress the open ends of pipe shall be closed by a watertight plug.
14. Field cutting pipe, where required, shall be made with a machine specially designed for cutting piping. Cuts shall be carefully done, without damage to pipe or lining, so as to leave a smooth end at right angles to the axis of pipe. Cut ends shall be tapered and sharp edges filed off smooth. Flame cutting will not be allowed.
15. Blocking under piping shall be permitted only when accepted by ENGINEER for special conditions.
16. Touch up protective coatings in a satisfactory manner prior to backfilling.
17. All piping shall be inspected by the ENGINEER prior to any backfilling operations. CONTRACTOR shall notify the ENGINEER in advance of any backfilling operation.

D. Jointing Pipe:
1. General:
   a. Clean completely all jointing surfaces and adjacent areas immediately before mating joint.
   b. Lubricate and adjust gaskets as recommended by manufacturer.
   c. After gaskets are compressed and before pipe is brought fully home, each gasket shall be carefully checked for proper position around full circumference of the joint.
   d. Conform to AASHTO MP6, AWWA C111 and to manufacturer's recommendations pertaining to jointing pipe.
2. Push-on Joints: Comply with AASHTO MP6, AWWA C111 or to manufacturer's recommendations pertaining to jointing pipe.

E. Transitions from One Type of Pipe to Another:
1. Provide all necessary adapters, specials and connection pieces required when connecting different types and sizes of pipe or when connecting pipe made by different manufacturers.
2. Encase all such connecting joints with 6 inches minimum of concrete unless otherwise shown, specified or recommended by manufacturer.

F. Closures:
1. Provide all closure pieces shown or required to complete the Work.
2. Locate closures in straight runs of pipe.

G. Backfilling:
1. Conform to applicable requirements of the Division 2 Specifications.
2. Backfill by hand and use hand or pneumatic tamping until pipe is covered by at least one foot of backfill.

H. Concrete Pipe: Supplementary Requirements:
1. Conform to Paragraph 3.01 B Above, unless otherwise specified and in accordance with applicable recommendations of the following:

a. AWWA Manual M9
b. Concrete Pipe Handbook.

2. Joints: Joints shall be made so that alignment and slope are in accordance with the Drawings. Joints shall be inspected and approved by the ENGINEER before backfilling.

3.02 Work Affecting Existing Piping

A. Location of Existing Piping:
1. Locations of existing piping shown should be considered approximate.
2. CONTRACTOR is responsible for determining exact location of existing piping to which he must make connections, or which he may disturb during earth moving operations, or which may be affected by his work in anyway.
3. Conform to applicable requirements of Section 01045, Cutting and Patching.

B. Work on Existing Pipelines:
1. Cut pipes as shown or required with machines specifically designed for this work.
2. Install temporary plugs to keep out all mud, dirt, water and debris.
3. Provide all necessary adapters, fittings, pipe and appurtenances required.

**** END OF SECTION ****

SECTION 15064

CONCRETE PIPE

PART 1 - GENERAL

1.01 Description

A. Scope:
1. Furnish all labor, materials, equipment and incidentals required for reinforced concrete pipe.
2. The extent of piping is shown on the Drawings and in the schedules.

B. Related Work Specified Elsewhere:
1. Section 15052, Buried Piping Installation.

1.02 Quality Control

A. Source Quality:
1. Obtain each type of pipe and fittings from only one manufacturer.
2. Move no concrete pipe or fittings from the casting yard until such pipe or fittings have been cured a minimum of seven days for pipe 6 to 27 inches in diameter and fourteen days for pipe 30 inches in diameter or larger. Pipe meeting 115% of the 0.01 inch crack test may be moved before expiration of the stated minimum yard curing time.
3. Special fittings shall be produced by the pipe manufacturer to comply with all respects to the applicable requirements of the specifications.
4. The interior of all pipe shall have true section complying with the internal size(s) specified. All pipe shall be free from fins, bulges, ridges, offsets, projections, defects or roughness of any kind.
5. Pipe rejected by the ENGINEER shall be removed from the site.

B. Reference Standards:
1. ASTM C 506, Reinforced Concrete Arch Culvert Storm Drain and Sewer Pipe.
2. ASTM C 14, Concrete Sewer, Storm Drain and Culvert Pipe.
3. ASTM C 76, Reinforced Concrete Culvert, Storm Drain and Sewer Pipe.
4. ASTM C 188, Concrete Pipe for Drainage.
5. ASTM C 361, Reinforced Concrete Low-Head Pressure Pipe.
6. ASTM A 82, Cold Drawn Steel Wire for Concrete Reinforcement.
7. ASTM C 150, Portland Cement.
8. ASTM A 185, Welded Steel Wire Fabric for Concrete Reinforcement.
9. ASTM A 496, Deformed Steel Wire for Concrete Reinforcement.
10. ASTM A 497, Welded Deformed Steel Wire Fabric for Concrete Reinforcement.
11. ASTM A 615, Deformed and Plain Billet Steel Bars for Concrete Reinforcement.

C. Inspection: Raw materials, manufacturing processes and finished concrete piping products are subject to review by the ENGINEER at the manufacturer's plant.

1.03 Submittals

A. Shop Drawings: Submit detailed drawings and data on pipe, fittings, gaskets, and appurtenances in conjunction with the Shop Drawings required under Section 15052.

B. Certificates: Submit certificates of compliance with referenced standards.

1.04 Product Delivery, Storage and Handling

Comply with the requirements of Section 15052, Paragraph 1.04.

PART 2 - PRODUCTS

2.01 Service Conditions

Comply with Section 15052.

2.02 Construction and Materials

A. Pipe and Fittings Standard: ASTM C 76 and ASTM C 506.
All concrete pipe (round and arch shaped) shall be strength Class III, unless otherwise indicated on the drawings or in these specifications. Concrete pipe installed under railroad tracks will be Class V.

B. Pipe Ends: Normal to the walls and center of pipe.

C. Joints:
1. Joint shall be bell and spigot or tongue and groove type design to provide continuous line or pipe with a smooth interior free from irregularities in the flow line.
2. Joint materials shall be preformed flexible mastic.
3. Preformed flexible mastic material shall meet Federal Specification SS-S-210A.

D. Materials of Construction Standards:
1. Cement for Concrete Work: ASTM C 150 or ASTM C 595.
2. Aggregates: ASTM C 33.
3. Steel Wire Bar Reinforcement: ASTM A 82 or ASTM A 496.
4. Steel Wire Fabric Reinforcement: ASTM A 185 or ASTM A 997.

2.03 Identification

A. Clearly mark all items furnished under this Section by waterproof paint, indentation, or as reviewed by the ENGINEER to include the following information:
1. Manufacturer's name or trademark.
2. Pipe class.
3. Specification designation.
4. Size.
5. Length.
6. Date and place of manufacture.

B. Mark pipe 24-inches and larger on exterior and interior.

PART 3 - EXECUTION

3.01 Installation

Comply with Section 15052.

*** * END OF SECTION * ***

SECTION 16010

GENERAL REQUIREMENTS

PART 1 – GENERAL

1.01 GOVERNING CLAUSE

The phrase "CONTRACTOR shall furnish and install" unless specified or indicated otherwise, shall be omitted for the sake of brevity in these specifications. However, these phrases are implied. Any mention of material and/or operations in the specifications or drawings will require CONTRACTOR to furnish and install such materials and perform each and every operation required for a complete and operable system and to the complete satisfaction of the ENGINEER. The drawings are diagrammatic and may not necessarily show each and every wire, conduit, conduit routing, junction electrical box and/or final connection required for all pieces of equipment. However, the intent of this paragraph is to require that the CONTRACTOR furnish labor and materials to make all required final electrical power connections whether or not shown to all equipment shown on the drawings issued as bidding documents for this project.

1.02 GENERAL CONDITIONS

A. General Conditions, Supplementary General Conditions, Information to Bidders, General Requirements, Special Conditions, Addenda, Wage Rates, and other pertinent documents issued under these specifications and shall be complied with in every respect as though fully written herein.

B. Not withstanding any reference in the specifications to any article, device, product, material, fixture, form or type of construction by name, make or catalog number, such reference shall be interpreted as establishing a standard of quality and performance and shall not be construed as limiting competition; and in such cases, may at his option use any article, device, product, material, fixture, form or type of construction which in the final judgment of the ENGINEER expressed in writing, is an approved equal to that specified.

1.03 RECORD DRAWINGS AND OPERATING AND MAINTENANCE MANUALS

Furnish to the ENGINEER at job acceptance and completion, the following in compliance with Section 01720:

A. Record Drawings: One set of blue line prints marked in black, showing an accurate location of all variations of the work actually installed related to the original drawings. The drawings shall include all approved and installed Change Orders, field condition changes, and other variations from the original plans and specifications.

B. Operation and Maintenance Manuals: Furnish three copies of an operation and maintenance manual for each electrical system and for each piece of equipment. Three copies of the complete manuals bound in a 3-inch, 3-ring black binder with color coded tabs as directed by the ENGINEER labeling all shop drawings, approved manufacturers brochures, control diagrams, maintenance instructions and other data required by the contract documents reflecting the record fabrication and installation of all systems or equipment installed. One

manual shall be furnished prior to the time that the system or equipment tests are performed. The remaining two manuals shall be furnished to the ENGINEER before the contract is closed-out.

C. The following identification shall be inscribed in minimum 3/4" high alphabet type letters on the outside front corner: The words "OPERATING AND MAINTENANCE MANUAL", the name and location of the project and the contract number. The manual shall include the names, addresses, and telephone number of each subcontractor installing equipment and systems, and the local manufacturers' representative for each item of equipment and each system. This information shall be contained on the first page of the binder. Lettering shall be permanent signage and not stick-on type.

D. The manual shall have a typewritten table of contents with the tab sheets placed before instructions covering the subject. The instruction sheets shall be legible with large sheets of drawings folded in. The manual shall include a system layout showing circuits, devices, and controls; control diagrams with explanation of operation and control of each component; start-up control sequence, and operation; a detailed description of the function of each principal component of the system; the procedure for starting; the procedure for operating; shut-down instructions; installation instructions, maintenance and overhaul instructions; lubrication schedule including type, grade, illustrations; test procedures; performance data; and parts list. The parts list for equipment shall indicate the sources of supply, recommended spare parts, and the service organization which is reasonably convenient to the site. The manual shall be complete in all respects for all equipment, controls, and accessories provided.

1.04 TESTS AND INSPECTIONS

The complete job shall be, during actual construction, and for the warranty provision period, subject to the supervision of the ENGINEER and will have the following tests and inspections conducted without any additional cost to the contract.

A. By ENGINEER'S inspections and tests conducted by him or for him in his presence. Upon written notice, CONTRACTOR shall furnish not to exceed two men, one to include the job foreman and tools to assist and be directed by the ENGINEER for a reasonable amount of time to make such tests and inspections as are requested by the ENGINEER pertaining to the safety and operation of any device or system installed.

B. By complete insulation break-down tests with a megger of each and every branch circuit, and service entrance. All 600 volt conductors shall meet a minimum of resistance of 1,000,000 OHMS. Tests shall be performed prior to any connections to overcurrent devices, devices or equipment. All readings shall be made in the ENGINEER'S presence or his authorized representative and a type-written report of same submitted to him before the job is subject to his approval. The manufacturer, cat. no. and type or megger shall be noted on the report.

C. By any federal, state or local authority having jurisdiction of the project.

D. By the Mississippi State Rating Bureau. After inspection by this agency, corrections of any deficiencies shall be made which were found adversely affecting the insurance to be carried by the OWNER. Acceptance of the Rating Bureau's report or subsequent reports lie with the ENGINEER or OWNER. Electrical contractor/subcontractor shall pay all cost for this work.

E. Properly phase out the entire electrical system to balance all loads as close as possible.

F. Certified Test Reports: Before any equipment or materials are delivered to the project site, certified copies of all test reports specified in the individual sections of this specification shall be submitted to the ENGINEER for his approval.

1.05 GUARANTEE

A. Guarantee to the OWNER all work performed and all equipment installed under this contract shall be free from defects in workmanship and materials for a period of one year unless noted otherwise from date of final written acceptance by the ENGINEER and the OWNER.

B. Defects shall be corrected arising during this one year period at the CONTRACTOR'S own expense, upon written notice of the OWNER or his authorized representative.

1.06 GENERAL INFORMATION

A. Plans are diagrammatic. Judgment and care shall be exercised to install all electrical work in a practical manner which shall function properly and fit the construction and finishes. Electrical devices not shown or specified which shall be required or any device or system to produce a complete and operative system shall be brought to the ENGINEER'S attention at least five days prior to the bid date in order for such devices to be noted or clarified in an addendum, otherwise furnished at his own expense.

B. Cooperate with others in laying out work so that the electrical phase of the work will properly fit the construction and finishes. Space requirements, etc. other than that shown on the plans required to facilitate the electrical construction, shall be brought to the ENGINEER'S attention prior to commencing any work so that proper action may be taken to remedy this.

C. Exact location of equipment shall be determined on the job. **Do not scale electrical drawings for exact location of any equipment**. All mounting heights shall be verified prior to rough-in.

D. ENGINEER reserves the right to change the location of any equipment improperly installed and to change the exact location of any equipment connection location up to twenty feet prior to rough-in with no additional cost to the contract.

E. Circuit grouping, conduit or cable runs are indicated diagrammatically with number of conductors shown in each raceway to clarify the operation and function of various systems. Provide the proper number of conductors and conduits or cables to produce an operative system as specified herein. Where conductors are not shown, consult manufacturer's recommendations.

F. Branch circuit shall be indicated as 2 or 3 wire circuits unless otherwise noted. No two ungrounded conductors will be connected to the same ungrounded main in any panel. There shall be no splicing of branch circuit conductors in any panel, safety switch or non-automatic circuit breaker in separate enclosures.

G. All materials shall be new (unless otherwise noted on the drawings or specified herein) and of approved equal or superior quality to those specified. All equipment or materials shall

conform to the latest requirements of Underwriter's Laboratories, National Electrical Code, National, State or local agency having jurisdiction, American National Standards Institute (ANSI), National Electrical Safety Code and National Fire Protection (NFPA) Codes.

H. All conductors shall be color coded as specified herein. All conductors not complying with the specified color code shall be removed and replaced solely at the electrical subcontractor's expense.

I. All materials, devices, equipment, etc. shall be installed, tested and connected in strict compliance with manufacturer's recommendations.

J. Install all materials, equipment, devices, etc. in a neat and workmanlike manner. Use only experienced labor or employ appropriate subcontractor to do all cutting and patching necessary for the installation of his materials.

K. Protect from damage all apparatus and equipment furnished on this project. Equipment and materials shall be properly stored and adequately protected and carefully handled to prevent damage before and during installation. Equipment and materials shall be handled, stored and protected in accordance with the manufacturer's recommendations and as approved by the ENGINEER. Electrical conduit shall be stored to provide protection from the weather and accidental damage. Plastic conduit shall be stored on even supports and in locations not subject to direct sun rays or excessive heat. Cables shall be sealed, stored and handled carefully to avoid damage to the outer covering or insulation and damage from moisture and weather. Any piece of equipment or material marred or damaged shall be repaired, repainted and/or replaced to the complete satisfaction of the ENGINEER.

L. Any piece of equipment, switch, device, etc. shown mounted on and/or adjacent to any installed equipment which, if installed, may impair the proper operation of that equipment, shall be removed by the electrical contractor/subcontractor as required in order that installed equipment shall function properly. ENGINEER shall be notified immediately if any such condition exists.

1.07 REMOVAL OF SALVAGE MATERIAL AND DEBRIS

It shall be the responsibility of the CONTRACTOR to have all trash, salvage material, etc. related to the electrical work completely removed from the project site at all times during construction.

1.08 TRENCHING AND BACKFILLING

A. All trenching shall be done by mechanical means and all sides straight and vertical. Width of trenches shall not exceed eight inches on either side of placed equipment.

B. All backfill material and compaction shall meet requirements of Section 02200.

C. Where required by safety or recommended standards and where any excavated trench or hole is more than five feet deep, install shoring on all sides to protect against sides caving in. Shoring method and material shall be the CONTRACTOR'S responsibility.

1.09 CUTTING, PATCHING, FINISHING AND PAINTING

A. The CONTRACTOR shall be responsible for all cutting required to install his work. All existing walls shall be carefully trenched, cut, etc. to depths required to completely recess conduit and boxes. Where masonry walls are encountered, blocks and/or brick shall be carefully saw cut to exact box dimensions and conduit shall be routed in cavities, air spaces, etc.

B. It shall be the responsibility of the CONTRACTOR to have all patching, finishing, painting, etc. done by qualified personnel related to his work.

C. It shall be the responsibility of the CONTRACTOR to have all exposed conduit, piping and wireways painted where exposed in any space or location.

1.10 CORROSION PROTECTION

It is the intent of these specifications to have all joints, connections, etc. exposed to climatic conditions to be completely watertight using the following:

A. Nylon gland rings on all Liquid-tite conduit connectors.

B. Nylon gland rings on all locknuts installed in boxes subject to moisture.

C. Insulated throat connectors on all compression connectors.

D. Corrosion inhibitors shall be placed in all environmental, control panels, exposed to damp or wet locations. Inhibitors shall be an approved equal to "Hoffman" A-HCI-1, A-HCI-5 and A-CI-40 and shall be sized in accordance with volume content of the device to be protected.

E. Where equipment is exposed to severe conditions such as salts, acids, alkalies, sewer gases, etc., all equipment shall be sprayed inside and out with two coats of General Electrical Glyptal No. 1201-A or an approved equal.

1.11 PROJECT SITE INSPECTION

It shall be the responsibility of the CONTRACTOR to visit the proposed sites and make his own observation of the work to be done under the plans and specifications and same shall be contained in his bid proposal. Failure to do so will not relieve him of any responsibility and will not be justification for requesting additional money from the OWNER.

1.12 COORDINATION OF EXISTING UTILITIES

It shall be the responsibility of the CONTRACTOR to coordinate all existing utilities location both overhead and underground and verify their locations with the various utilities prior to commencing any work. CONTRACTOR shall call Mississippi One Call System, 811, and obtain a utility location request number and refer to this number each time a utility company is notified of diggings or trenching near their utilities. Failure to do this shall not relieve him of any responsibility and will not be justification for requesting additional money from the OWNER due to damage of any of these utility lines.

1.13 CONSTRUCTION TOOLS, UTILITIES AND BUILDINGS

The CONTRACTOR shall furnish all tools, utilities, job office and storage buildings required for his use and to protect all electrical equipment as directed by the ENGINEER.

1.14 PAYMENT ITEMS

Progress payments shall be made to the CONTRACTOR based on the percentage of work performed on various payment items. The electrical payment items shall be included with the preliminary schedule of values and payment requests submitted by the CONTRACTOR.

1.15 MANUFACTURER'S RECOMMENDATIONS

Where installation procedures are specified to be in accordance with the recommendations of the manufacturer of the material or equipment being installed, printed copies of these recommendations shall be furnished to the ENGINEER by the CONTRACTOR prior to installation. Installation of the item will not be allowed to proceed until the recommendations are received. Failure to furnish these recommendations can be cause for rejection of the material.

1.16 SUBMITTALS

Specific items requiring submittals shall be as specified herein. Shop drawings shall be submitted and approved before procurement, fabrication or delivery of such items to the project site. Partial submittals are not acceptable; such submittals will be returned without review.

A. Manufacturer's Data: Submittals for each manufactured item shall be manufacturer's descriptive literature, equipment drawings, diagrams, performance and characteristic curves and catalog cuts. Each submittal shall include the manufacturer's name, trade name, catalog model or number, nameplate data, size, layout dimensions, capacity, specification reference, applicable federal, military and industry specification references and all other information necessary to establish contract compliance.

B. Shop drawings shall show types, sizes, accessories, elevations, plans, sectional view, installation details, elementary diagrams and wiring diagrams. Wiring diagrams shall identify circuit terminals and shall indicate the internal wiring for each item of equipment and the interconnection between the items. Drawings shall also indicate adequate clearance for operation, maintenance and replacement of operating equipment devices. If any equipment is disapproved, the drawings shall be revised to show acceptable equipment and be resubmitted.

C. Standards Compliance: When materials or equipment must conform to the standards of organizations such as the American National Standards Institute (ANSI), American Society for Testing and Materials (ASTM), National Electrical Manufacturer's Association (NEMA) and Underwriters' Laboratories (UL), proof of such conformance shall be submitted to the ENGINEER for approval. If any organization uses a label or listing to indicate compliance with a particular standard, the label or listing will be acceptable evidence, unless otherwise specified in the individual sections. In lieu of the label or listing, the CONTRACTOR shall submit a certificate from an independent testing organization, which is competent to perform acceptable tests and is approved by the ENGINEER. The certificate shall state that the item

has been tested in accordance with the specified organization's test methods and that the item conforms to the specified organization's standard. For materials and equipment whose compliance with organizational standards or specifications is not regulated by an organization using its own listing or label as proof of compliance, a certificate of compliance from the manufacturer shall be submitted for approval. The certificate shall identify the manufacturer, the product and the referenced standard and shall simply state that the manufacturer certifies that the product conforms to all requirements of the project specification and of the referenced standards listed.

PART 2 – PRODUCTS

2.01 MATERIALS AND EQUIPMENT

All materials, equipment and devices shall, as a minimum standard, meet the requirements of UL where UL standards are established for those items and the requirements of NFPA 70. All items shall be new unless specified or indicated otherwise.

2.02 NAMEPLATES

Fed. Spec. L-P-387. Provide laminated plastic nameplates for each panel, motor control center, transformer, relay, contactor, starter, safety switch and device. Each nameplate inscription shall identify the equipment and serving panel, and when applicable, the location. Nameplates shall be melamine plastic, 0.125-inch thick, white with black center core. Surface shall be matte finish. Corners shall be square. Accurately align lettering and engrave into the black core. Minimum size of nameplates shall be as follows:

A. Style No. 1: 1.0 inch by 2.5 inches for panelboard and terminal cabinet enclosures.

B. Style No. 2: 0.5 inch by 1.5 inches for safety switches, enclosed individually mounted circuit breakers, small junction/terminal boxes, etc.

2.03 WARNING SIGNS

ANSI Z35.1. Provide warning signs for the power panel enclosures. Provide signs with the legend "DANGER HIGH VOLTAGE KEEP OUT" printed in three lines of nominal 3-inch high letters.

PART 3 – EXECUTION

3.01 NAMEPLATE MOUNTING

Provide number, location and letter designation of nameplates. Fasten nameplates to the device or enclosure with a minimum of two oval head stainless steel screws.

3.02 PAINTING OF EQUIPMENT

A. Factory Applied: Electrical equipment shall have factory-applied painting systems which shall, as a minimum, meet the requirements of NEMA ICS 6 corrosion-resistance test.

B. Field Applied: Paint electrical equipment as required to match finish or to meet safety criteria. Painting shall be a minimum of three coats consisting of primer and two finish coats. Touch-up paint of all equipment shall be required where equipment has become damaged as a result of handling, rusting, etc. Paint shall be applied in even three coats, consisting of prime coat and two finish coats. See plans for special PVC applications.

*** * END OF SECTION * ***

SECTION 16020

CODES AND STANDARDS

PART 1 - GENERAL

1.01 DESCRIPTION

The following codes and standards shall be complied with as though fully written herein in these specifications and shall be applicable to CONTRACTOR, supplier and manufacturer. Dates and amendments shall be the latest edition thereof in force at time of project bid date. Bidders shall be responsible for obtaining their own copies of these codes and standards and pay all cost thereof. Bidders may request addresses of codes and standards issuing agency from ENGINEER in writing in sufficient time to obtain required copies from issuing standards institute.

A. National Fire Protection Association (NFPA)

NFPA 70	National Electrical Code (N.E.C.)
NFPA 78	Lightning Protection Code
NFPA 77	Recommended Practice on Static Electricity

B. American National Standards Institute (ANSI)

ANSI B16.11	Forged Steel Fittings, Socket Welding and Threaded
ANSI C57.12.01	General Requirements for Dry-Type Distribution and Power Transformers
ANSI C57.12.91	Test Code for Dry-Type Distribution and Power Transformers
ANSI Z35.1	Accident Prevention Signs
C80.1	Specification for Rigid Steel Conduit, Zinc-Coated

C. Occupational Safety and Health Act (OSHA) Requirements

D. Underwriters Laboratories (UL)

UL 6	Rigid Metallic Conduit
UL 50	Cabinets and Boxes
UL 360	Liquid-Tite Flexible Steel Conduit
UL 467	Grounding and Bonding Equipment
UL 486A	Wire Connectors and Soldering Lugs for Use with Copper Conductors
UL 468C	Splicing Wire Connectors
UL 489	Molded Case Circuit Breakers
UL 508	Enclosures
UL 510	Insulating Tape
UL 514A	Outlet Boxes and Fittings
UL 651	Schedule 40 and 80 Rigid PVC Conduit
UL 854	Service-Entrance Cables
UL 869	Service Equipment
UL 943	Ground-Fault Circuit Interrupters
UL 1059	Terminal Blocks
UL 1449	Transient Voltage Surge Suppressors
UL 1561	Dry-Type General Purpose and Power Transformers

UL 1581	Reference Standard for Electrical Wires, Cables and Flexible Cords
UL 2200	Stationary Engine Generator Assemblies

E. National Electrical Manufacturer's Association (NEMA)

WC3	Rubber-Insulated Wire and Cable for the Transmission and Distribution of Electrical Energy
TC3	PVC Fittings for Use with Rigid PVC Conduit and Tubing
RN1	PVC Externally Coated Rigid Galvanized Steel Conduit and Electrical Metallic Tubing
ICS1	General Standards for Industrial Control and Systems
ICS2	Standards for Industrial Control Devices, Controllers and Assemblies
ICS6	Terminal Blocks for Industrial Control Equipment and Systems
TC2	Electrical Plastic Tubing (EPT) and Conduit EPC-40 and EPC-80
TR1	Transformers, Regulators and Reactors
WD1	General Purpose Wiring Devices
LA1	Surge Arrestors

F. Institute of Electrical and Electronic Engineers (IEEE): Standard Dictionary of Electrical and Electronics Terms

G. American Society for Testing and Materials (ASTM)

A53	Pipe, Steel, Black and Hot-Dipped Zinc-Coated
A123	Zinc (Hot-Dip Galvanized) Coatings on Iron and Steel Products
A153	Zinc Coating (Hot-Dip) on Iron and Steel Hardware
B8	Concentric-Lay-Stranded Copper Conductors, Hard, Medium-Hard or Soft
A525	General Requirements for Steel Sheet, Zinc-Coated (Galvanized) by the Hot-Dip Process
A780	Repair of Damaged Hot-Dip Galvanized Coatings

PART 2 - PRODUCT (NOT USED)

PART 3 - EXECUTION (NOT USED)

**** END OF SECTION ****

SECTION 16030

ELECTRICAL SYSTEMS SCHEDULE

PART 1 - GENERAL

1.01 DESCRIPTION

A. CONTRACTOR to furnish all materials and labor and perform all operations, including, but not limited to, coordination with general construction shop and field drawings, manufacturer's recommendations and installation instructions, to produce a complete and operative system. It is specifically noted that the plans are diagrammatic and the specifications are descriptive and do not show every piece of equipment, conduit, wiring boxes, etc.; however, where any mention of a system or system operation is indicated in the contract documents, CONTRACTOR shall provide material and labor for that system to be fully operational to the satisfaction of the ENGINEER and OWNER.

B. The following operative systems shall be applicable to this project.

1. Building power system (600-volt and below) complete with final electrical connections to all motors, panels, auxiliary equipment controls, control panel, distribution equipment, transformers, etc.
2. Lighting systems complete with fixtures, accessories, mounting hardware, lamps, etc.
3. Grounding protection system complete with wiring, connectors, ground rods, exothermic connections, compression connectors and certification from supplier.
4. Miscellaneous systems complete as shown on the drawings and as stated herein.

PART 2 - PRODUCTS (NOT USED)

PART 3 - EXECUTION (NOT USED)

**** END OF SECTION ****

SECTION 16040

BASIC MATERIALS AND METHODS

PART 1 - GENERAL

1.01 DESCRIPTION

A. Equipment and materials specified by manufacturer's name and catalog number or an approved equal by the ENGINEER unless otherwise specifically stated herein.

B. CONTRACTOR shall submit to the ENGINEER in triplicate, typewritten copies of all electrical materials and equipment proposed for use on the project within ten (10) days after award of contract. If this list is not received prior to fifteen (15) days after award of contract, CONTRACTOR is required to furnish specified items by manufacturer and catalog number.

C. Verbal or written requests by sales agents, manufacturer's agents, CONTRACTOR'S or subcontractors for substitutions of specified equipment by manufacturer and catalog number prior to opening of bids will not be considered or approved. In no case will prior approval be given verbally or in writing of any equipment whether specified by manufacturer and catalog or not prior to opening of bids.

D. CONTRACTOR shall not place any orders or release shipment of any piece of equipment or materials until all formal submittals have been approved by ENGINEER including any supplemental submittal requirements requested by the ENGINEER.

E. Samples of any equipment or materials may be required at the ENGINEER's request. This shall apply to specified items and substituted items. Samples shall be made available to the ENGINEER at his designated location. Special equipment such as motor control centers, generators, automatic transfer switch, radio equipment, fire alarm or intrusion alarm systems would be required to be set up and inspections made available at the manufacturer's plant locations. All expenses for travel, per diem, etc. will be paid for by the CONTRACTOR. This expense may include an OWNER'S representative.

F. The ENGINEER's opinion shall be final and binding on the approved equal status for equality of any substituted item from that listed by manufacturer and/or manufacturer catalog number.

G. Submittals for approval by ENGINEER shall include shop drawings, manufacturer's brochures and data sheets, samples where required such as paint, waterproofing, marking tape, wiring and cable; test reports, testing procedures, finishes, etc. Refer to Section 01340.

H. Submittals shall be required, but not limited to, the following:
   1. Wire and cable.
   2. Conduit and fittings.
   3. Boxes, covers and plates.
   4. Branch circuit compression connectors.
   5. Marking and identification devices.
   6. Grounding system.

7. Lighting fixtures.
8. Miscellaneous as shown on drawings.

PART 2 - PRODUCTS (NOT USED)

PART 3 - EXECUTION (NOT USED)

**** END OF SECTION ****

SECTION 16105

ELECTRICAL DEMOLITION

PART 1 - GENERAL

1.01 GENERAL CONDITIONS

A. This Section includes all labor, material, equipment and services necessary and incidental to complete all the demolition and removal of electrical work as shown on the Drawings or as required.

B. The demolition drawings do not necessarily indicate all the conditions, details, or work required. The Contractor shall examine the building to determine the actual conditions and extent of the work. Any details not clear to this Contractor shall be referred to the Engineer for clarification prior to bidding.

C. The Contractor shall be responsible for demolition and removal of all existing electrical systems where shown for demolition. No portion of electrical systems shown for demolition may be abandoned in place.

1.02 QUALITY ASSURANCE

A. Contractor shall verify the extent of the demolition work. Any questions as to which systems are to be removed versus which systems are to remain shall be referred to the Engineer for clarification prior to commencing demolition work.

B. The demolition work shall be a phased operation and shall comply with the construction sequence schedule. The Contractor shall submit a schedule of demolition work 14 days prior to the start of work. The Contractor shall not proceed with the work until receiving written approval.

1.03 COORDINATION

A. The Contractor shall be responsible for coordinating demolition of all affected electrical systems to prevent disruption to the Owner and minimize downtime.

B. The Contractor shall be responsible for coordinating demolition by other Divisions of the Specifications to prevent disruption to the Owner and minimize the downtime.

PART 2 - PRODUCTS

2.01 NOT USED

PART 3 - EXECUTION

3.01 TEMPORARY CONNECTIONS

A. The Contractor shall include all temporary connections necessary to permit the Owner to occupy areas of the building during the various construction phases.

3.02 REMOVAL AND DISPOSITION OF DEMOLITION MATERIAL

A. Contractor shall remove existing systems, shown or specified, necessary or reasonably inferred, for completion of his/her work. Owner will have the option of retaining any item of material removed under this contract. Item or materials not retained by Owner will become the property of the Contractor, removed from the premises and legally disposed off-site.

B. Contractor shall dispose of fluorescent lamps, ballasts, and other hazardous materials in accordance with all Local, State and Federal regulations.

C. Contractor shall disconnect and remove all light fixtures that are in the area indicated.

D. Contractor shall remove all wiring determined to be disconnected and abandoned, and remove all conduit and junction boxes determined to be empty and not intended to be used during the reconstruction phase.

3.03 INSTALLATION

A. Existing wiring, fixtures, and equipment shall remain as installed except where removal is called for in Drawings and Specifications or is made necessary by the alterations to the building structure in remodeled areas.

B. Existing work altered during the course of remodeling shall be placed in safe operating condition and shall remain in service, unless otherwise noted, and shall be restored to satisfactory operating condition.

C. The Contractor shall reroute existing wiring and raceways that become exposed due to removal of existing constructions. Such wiring is to be rerouted to locations where it may be concealed and circuits affected which are to remain in operation shall be rewired as required to maintain operation

D. Where conduit or outlets are removed, remaining runs of raceway shall be reconnected to form continuous raceways with new conductors installed from last remaining outlet box.

E. Wherever it is necessary to withdraw conductors from existing raceways, new conductors shall be installed.

F. Where an existing device is removed or a circuit is interrupted, the Contractor shall rewire, as required to maintain service and continuity to remaining devices.

G. Contractor shall provide all conduits, junction boxes and wiring necessary to accomplish the work described.

3.04 CLEANING

A. After completing installation of exposed, factory-finished raceways and boxes, inspect exposed finishes and repair damaged finishes.

B. Unless noted otherwise, existing fixtures that are to remain shall be cleaned and lamps and ballast replaced with new lamps and ballasts.

END OF SECTION

SECTION 16111

CONDUIT AND FITTINGS

PART 1 - GENERAL

1.01 DESCRIPTION

A. Metal conduit.

B. Flexible metal conduit.

C. Liquid-Tite flexible metal conduit.

D. Non-metal conduit.

E. PVC coated metal conduit.

F. Fittings and conduit bodies.

1.02 RELATED SECTIONS

A. Section 16130, Boxes.

B. Section 16170, Grounding and Bonding.

C. Section 16190, Supporting Devices.

D. Section 16195, Electrical Identification.

1.03 REFERENCES

A. ANSI C80.1 — Rigid Steel Conduit, Zinc Coated

B. ANSI/NEMA PB 1 - Fittings, Cast Metal Boxes and Conduit Bodies for Conduit and Cable Assemblies.

C. ANSI/NFPA 70 - National Electrical Code.

D. NECA "Standard of Installation".

E. NEMA RN 1 - Polyvinyl Chloride (PVC) Externally Coated Galvanized Rigid Steel Conduit and Intermediate Metal Conduit.

F. NEMA TC 2 - Electrical Plastic Tubing (EPT) and Conduit (EPC-40 and EPC-80).

G. NEMA TC 3 - PVC Fittings for Use with Rigid PVC Conduit and Tubing.

1.04 DESIGN REQUIREMENTS

Conduit Size: ANSI/NFPA 70 (unless noted otherwise on the drawings and contained herein).

1.05 SUBMITTALS

A. Submit under provisions of Section 16010 and Section 01340, Shop Drawings, Project Data and Samples.

B. Product Data: Provide for metallic conduit, Liquid-tite flexible metal conduit, non-metallic conduit, conduit bodies and fittings.

1.06 PROJECT RECORD DOCUMENTS

A. Submit under provisions of Section 16010.

B. Accurately record actual routing of all underground conduits and mark on record drawings.

1.07 FIELD SAMPLES

A. Provide under provisions of Section 16040.

B. Provide field sample of PVC coated steel conduit, one each at two feet long.

C. Provide field sample of connectors and fittings.

1.08 DELIVERY, STORAGE AND HANDLING

A. Deliver, store, protect and handle products to site.

B. Accept conduit on site. CONTRACTOR shall, prior to acceptance, inspect for damage.

C. Protect conduit from corrosion and entrance of debris by storing above grade. Provide appropriate covering.

D. Protect PVC conduit from sunlight.

1.09 PROJECT CONDITIONS

A. Verify all field measurements as required or shown on drawings.

B. Verify routing and termination locations of conduit prior to rough-in.

C. Conduit routing is shown on drawings in approximate locations unless dimensioned. Route as required parallel and perpendicular to structures.

PART 2 - PRODUCTS

2.01 CONDUIT REQUIREMENTS

A. All wiring shall be installed in conduit, including power, low voltage, sensor control, and instrumentation.

B. Minimum size conduit shall be as follows:
   1. 3/4-inch for power and branch circuit wiring, unless noted otherwise on the drawings.
   2. 1-inch for low voltage, sensor control and instrumentation, unless noted otherwise on the drawings.

C. Conduit shall be installed in accordance with the following schedule:
   1. Outside secondary service and feeder conduit risers above grade: Galvanized thick wall rigid steel (GRC).
   2. Conduit in earth (no encasement): Galvanized thick wall rigid steel (GRC) or Schedule 80 PVC as noted. Metallic conduit shall be coated with three (3) coats of polyvinyl polyethylene or hot asphalt application.
   3. In all poured building construction concrete, thick wall galvanized rigid steel conduit (GRC) or Schedule 80 PVC.
   4. In exposed locations indoors and outdoors: Galvanized thick wall rigid steel (GRC).
   5. In exposed locations outdoors: Galvanized thick wall rigid steel (GRC).
   6. Above drop in ceiling: EMT

2.02 FITTINGS

A. Where conduits, 1/2-inch through 1-inch conduits, enter junction boxes, pullboxes, panels, cabinets, gutters, etc. use insulated throat connectors, Raco Cat. #1003 and 1004, Locknuts #1133 and 1134, insulated throat bushing and #1222, 1223, and 1224, insulated throat ground bushings for rigid conduit, Raco Cat. #2912, 2913, 2914, for EMT. Raco Cat. #3302, 3303, 3304 for flexible metal conduit. Raco Cat. 3512, 3513 and 3514 for Liquid-Tite connectors. Conduits 1-1/4-inch and above entering junction boxes, pullboxes, panels, cabinets, gutters, etc. shall have insulated throat grounding bushings equal to Raco Cat. #1225, 1226, 1228, 1230, 1232, 1234 and 1236.

B. Only threaded joint connectors and malleable iron no thread compression box connectors shall be used on rigid conduit. No fittings requiring set screws or indentor type applications, including BM connectors, will be allowed.

2.03 CONDUIT STRAPS AND HANGERS

Two (2) hole push-on stamped straps Raco Cat. #2232, 2233, 2234, 2235, 2236 and 2238 for rigid conduit. These anchors shall be used on surface areas such as concrete, masonry, wide flange beams, columns and wood. All screws shall be stainless steel.

Install seal-off fittings where required by code or shown on the drawings for the job. Fittings shall be Crouse-Hinds Type EYS for vertical runs, Type EZS for horizontal and vertical runs, or Type EYS elbow seals, or approved equal in Killark or Appleton. All seals shall be properly installed using a non-hardening sealing compound and shall be sealed as soon as cable is installed.

2.04 RIGID METAL CONDUIT

A. Manufacturers:
   1. Allied
   2. Wheatland
   3. Republic
   4. Approved equal

B. Rigid Galvanized Steel Conduit (GRC): ANSI C801. UL 6.

2.05 PVC COATED METAL CONDUIT

A. Manufacturers:
   1. Robroy
   2. Approved equal

B. Description: NEMA RN1; rigid steel conduit with external and internal PVC coating, 20 mil, 0.05 mm thick.

C. Fittings and Conduit Bodies: ANSI/NEMA FB1; steel fittings with external and internal PVC coating to match conduit.

2.06 LIQUID-TIGHT FLEXIBLE METAL CONDUIT

A. Manufacturers:
   1. Alflex
   2. Anamet
   3. AFC
   4. Approved equal

B. Description: Interlocked aluminum construction with PVC jacket.
C. Fittings: ANSI/NEMA FB1.

2.07 ELECTRICAL METALLIC TUBING (EMT)

A. Manufacturers:
   1. Allied Tubing
   2. LTV Steel
   3. Wheatland
   4. Triangle
   5. Approved equal

B. Description: ANSI C80.3, UL 797 zinc-coated. Maximum size 2 inches.

2.08 NON-METALLIC CONDUIT

A. Manufacturers:
   1. Carlon
   2. Approved equal

B. Description: NEMA TC2; Schedule 80 PVC.

C. Fittings and Conduit Bodies: NEMA TC3.

PART 3 EXECUTION

3.01 INSTALLATION

A. Install conduit in accordance with NECA "Standard of Installation".

B. Install non-metallic conduit in accordance with manufacturer's instructions.

C. Arrange supports to prevent misalignment during wiring installation.

D. Support conduit using coated steel straps with stainless steel screws.

E. Fasten conduit supports to structures and surfaces under provisions of this section.

F. Do not support conduit with wire or perforated pipe straps in any type structure. Remove wire used for temporary supports.

G. Route all conduit, whether exposed or concealed, parallel and perpendicular to structures, etc.

H. Route conduit in and under slab from point-to-point.

I. Maintain 12-inch (300 mm) clearance between conduit and surfaces with temperatures exceeding 104° F. (40° C.).

J. Bring conduit to shoulder of fittings, fasten securely.

K. Join non-metallic conduit using cement as recommended by manufacturer. Wipe non-metallic conduit dry and clean before joining. Apply full even coat of cement to entire area inserted in fitting. Allow joint to cure for 20 minutes, minimum.

L. Use conduit hubs for sealing locknuts to fasten conduit to cast boxes. All conduit entering top or sides of all junction boxes, pullboxes, wiring gutters, etc., exposed to weather shall have myers hub connectors.

M. Install no more than equivalent of four 90-degree bends between boxes. Use conduit bodies to make sharp changes in direction, as around beams. Use factory elbows for bends in metal conduit larger than 2-inch (50 mm) size. Radio telemetry system conduit bends shall not exceed two (2) 90-degree turns. All bends shall be long radius. All field bends on conduit shall be made in accordance with tables in Article 346, NFPA 70.

N. Avoid moisture traps; provide junction box with drain fitting at low points in conduit system.

O. Provide suitable fittings to accommodate expansion and deflection where conduit crosses control and expansion joints.

P. Provide suitable nylon pull string or No. 14 AWG steel wire in each conduit except sleeves and nipples.

Q. Use suitable caps to protect installed conduit against entrance of dirt and moisture.

R. Ground and bond conduit under provision of Section 16170.

S. Identify conduit under provisions of Section 16195.

T. All conduit male threads shall be coated with "General Electric" RTV silicone sealer where conduit is installed outdoors, in contact with concrete or earth.

U. All feeders shall be run in galvanized or sheradized thick wall rigid steel (GRC), no exceptions.

V. All conduits shall be sized as noted on the drawings and contained herein. Where size not shown, consult ENGINEER.

W. All upturned conduits shall be capped during construction rough-in to prevent moisture or debris from entering. Pull through each and every conduit a dry swab of sufficient size to remove any and all moisture. Seal all conduit terminations with GE Silicone or duct puddy prior to final acceptance of the project.

X. Maximum length of flexible liquid-tite conduit shall not exceed 5 feet.

Y. Assure ground continuity on all branch circuitry conduits with two locknuts, one inside and one outside of all boxes, cabinets and gutters for rigid conduit.

Z. Conduit Curb:
   1. In concrete slabs or floors, provide a 2-inch high curb extending 2-inches from the outer surface of the conduit penetrating the floor, to prevent corrosion.
   2. Terminate conduit stub-ups in couplings, slightly above the finished concrete curb.
   3. Paint the stub-up with Scotch-Clad Protective Coating #1706 or equal, a minimum of 6-inches above and below the finished surface of the concrete.

3.02 CONDUIT SUPPORTS

Support conduits as follows:

A. Galvanized rigid thick wall conduit (GRC), IMC and EMT, within three feet of all outlet boxes, junction boxes, cabinets, gutters or fittings. Horizontally anchored at 10'-0" maximum intervals. Other spacings are noted on the plans.

B. Liquid-tite flexible conduit (Sealtite), within 12 inches of all outlet boxes, junction boxes, cabinets, gutters or fittings and bends or turns. Horizontally anchored at 2-foot intervals. Minimum size permitted is 3/4-inch.

**** END OF SECTION ****

SECTION 16120

WIRE AND CABLE

PART 1 - GENERAL

1.01 DESCRIPTION

A. Building wire.

B. Cable including instrumentation, control, etc.

C. Wiring connections and terminations.

1.02 REFERENCES

A. NEMA WC 3 - Rubber-insulated wire and cable for the transmission and distribution of electrical energy.

B. NEMA WC 5 - Thermoplastic-insulated wire and cable for the transmission and distribution of electrical energy.

1.03 SUBMITTALS

A. Submit manufacturer's product data under the provisions of Section 16010, Shop Drawings Submittal.

B. Submit manufacturer's instructions.

PART 2 - PRODUCTS

2.01 CONDUCTORS

A. Thermoplastic-Insulated Building Wire: NEMA WC 5.

B. Rubber-Insulated Wire: NEMA WC 3.

C. Feeders and Branch Circuits: Copper, stranded conductor, 600-volt insulation, THWN.

D. Service Entrance Cable: Copper, stranded conductor, 600-volt insulation, THHN-2 – THWN-2 with 90°C temperature rating.

E. Control Circuits: Copper, stranded conductor, 600-volt insulation, THHN - THWN.

F. Electronic Sensor Cable: Per manufacturer's recommendations.

G. Instrumentation Cable: Per manufacturer's recommendations.

PART 3 - EXECUTION

3.01 GENERAL WIRING METHODS

A. Use no wire smaller than #12 AWG for power circuits and no smaller than #14 AWG for control wiring.

B. Place an equal number of conductors for each phase of a circuit in same raceway or cable.

C. Splice only in junction or outlet boxes.

D. Neatly train and lace wiring inside boxes, equipment and panelboards.

3.02 WIRING INSTALLATION IN RACEWAYS

A. Pull all conductors into a raceway at the same time. Use UL listed wire pulling lubricate for pulling #4 AWG and larger wires.

B. Completely and thoroughly swab raceway system before installing conductors.

3.03 CABLE INSTALLATION

Provide protection for exposed cables where subject to damage.

3.01 WIRING CONNECTIONS AND TERMINATIONS

A. Splice only in accessible junction boxes.

B. Thoroughly clean wires before installing lugs and connectors.

C. Make splices, taps and terminations to carry full ampacity of conductors without perceptible temperature rise.

D. Terminate spare conductors with electrical tape and wire nut.

E. Splices in all junction boxes shall be made by the compression method. Crimp connectors shall be "Buchanan" Cat. #2006S, #2008S or #2011S with #2007, #2014 or #3007B caps or approved equal.

3.02 FIELD QUALITY CONTROL

A. Field inspection and testing will be performed under provisions of Section 16010.

B. Inspect wire and cable for physical damage and proper connection.

C. Torque test conductor connections and terminations to manufacturers recommended values.

D. Perform continuity test on all power and equipment branch circuit conductors. Verify proper phasing connections.

3.03 WIRE AND CABLE INSTALLATION SCHEDULE

A. Exterior Locations: Conductors in raceways.

B. Underground Locations: Conductors in raceways.

C. Color Coding (Power System): The following conductor color coding shall be used:

480/277-Volt System	208Y/120-Volt System
Phase A - Brown	Phase A - Black
Phase B - Orange	Phase A - Switch Leg - Gray
Phase C - Yellow	Phase B - Red
Neutral - Gray	Phase B - Switch Leg - Pink
Equipment Ground - Green	Phase C - Blue
	Phase C - Switch Leg - Purple
	Travelers - Yellow
	Neutral - White
	Equipment Ground - Green

**** END OF SECTION ****

SECTION 16130

BOXES

PART 1 - GENERAL

1.01 DESCRIPTION

A. Wall and ceiling outlet boxes.

B. Pull and junction boxes.

1.02 RELATED SECTIONS

A. Section 16111, Conduit and Fittings.

B. Section 16140, Wiring Devices.

C. Section 16180, Equipment Wiring Systems.

1.03 REFERENCES

A. ANSI/NEMA FB 1 - Fittings and Supports for Conduit and Cable Assemblies.

B. ANSI/NEMA OS 1 - Sheet-steel Outlet Boxes, Device Boxes, Covers, and Box Supports.

C. ANSI/NEMA OS 2 - Nonmetallic Outlet Boxes, Device Boxes, Covers and Box Supports.

D. ANSI/NFPA 70 - National Electrical Code.

E. NEMA 250 - Enclosures for Electrical Equipment (1000 Volts Maximum).

1.04 SUBMITTALS

A. Submit shop drawings and product data under provisions of Sections 16010 and 01340, Shop Drawings Submittal.

B. Submit manufacturer's data.

1.05 Project Record Documents

A. Submit under provisions of Section 01720.

B. Accurately record actual locations and mounting heights of outlet, pull, and junction boxes.

1.06 REGULATORY REQUIREMENTS

A. Conform to requirements of ANSI/NFPA 70.

B. Furnish products listed and classified by Underwriters Laboratories, Inc. as suitable for purpose specified and shown.

1.07 PROJECT CONDITIONS

A. Verify field measurements as shown on Drawings.

B. Verify locations of boxes and outlets in offices and work areas prior to rough-in.

C. Electrical boxes are shown on Drawings in approximate locations unless dimensioned. Install at location required for box to serve intended purpose. Include installation within 20 feet of location shown.

PART 2 - PRODUCTS

2.01 OUTLET BOXES

A. Sheet Metal Outlet Boxes: ANSI/NEMA OS 1, galvanized steel.
   1. Luminaire and Equipment Supporting Boxes: Rated for weight of equipment supported; include 1/2-inch or 3/4-inch male fixture studs where required.
   2. Only 4-inch square boxes with raised gang covers will be allowed.

B. Cast Boxes: NEMA FB 1, Type FD, aluminum. Provide gasketed cover by box manufacturer. Provide threaded hubs as required.

2.02 PULL AND JUNCTION BOXES

A. Sheet Metal Boxes: NEMA OS 1, galvanized steel.

B. Surface-Mounted Cast Metal Box: NEMA 250, Type 4; flat-flanged, surface-mounted junction box.
   1. Material: Cast aluminum.
   2. Cover: Furnish with ground flange, neoprene gasket, and stainless steel cover screws.

C. In-Ground or Concrete Cast Metal Box: NEMA 250, Type 6, inside flanged, recessed cover box for flush mounting.
   1. Material: Galvanized cast iron.
   2. Cover: Nonskid cover with neoprene gasket and stainless steel cover screws.
   3. Cover Legend: ELECTRIC, COMM.

PART 3 - EXECUTION

3.01 INSTALLATION

A. Install electrical boxes as shown on Drawings, and as required for splices, taps, wire pulling, equipment connections and compliance with regulatory requirements.

B. Install electrical boxes to maintain headroom and to present neat mechanical appearance.

C. Install pull boxes and junction boxes above accessible ceilings and in unfinished areas only.

D. Inaccessible Ceiling Areas: Install outlet and junction boxes no more than 6 inches (150 mm) from ceiling access panel or from removable recessed luminaire.

E. Install boxes to preserve fire resistance rating of partitions and other elements.

F. Align adjacent wall-mounted outlet boxes for switches, thermostats, and similar devices with each other.

G. Use flush mounting outlet boxes in finished areas with raised gang covers.

H. Do not install flush mounting boxes back-to-back in walls; provide minimum 6 inch (150 mm) separation. Provide minimum 24 inches (600 mm) separation in acoustic rated walls.

I. Secure flush mounting box to interior wall and partition studs. Accurately position to allow for surface finish thickness.

J. Use stamped steel bridges to fasten flush mounting outlet box between studs. Span between studs.

K. Install flush mounting box without damaging wall insulation or reducing its effectiveness.

L. Use adjustable steel channel fasteners for hung ceiling outlet box.

M. Do not fasten boxes to ceiling support wires.

N. Support boxes independently of conduit, except cast box that is connected to two rigid metal conduits both supported within 12 inches of box.

O. Use gang box where more than one device is mounted together. Do not use sectional box.

P. Use gang box with plaster ring for single device outlets.

Q. Use cast outlet box in exterior locations exposed to the weather and wet locations.

R. Large Pull Boxes: Boxes larger than 100 cubic inches (1600 cubic centimeters) in volume or 12 inches (300 mm) in any dimension.
   1. Interior Dry Locations: Use hinged enclosure under provisions of Section 16160.
   2. Other Locations: Use surface-mounted cast metal box.

3.02 INTERFACE WITH OTHER PRODUCTS

A. Coordinate installation of outlet box for mechanical equipment furnished under Division 15.

B. Locate flush mounting box in masonry wall to require cutting of masonry unit corner only. Coordinate masonry cutting to achieve neat opening. Use raised gang square covers.

C. Coordinate mounting heights and locations of outlets mounted above counters, benches and backsplashes.

D. Position outlet boxes to locate luminaires as shown on drawings.

3.03 ADJUSTING

A. Adjust flush-mounting outlets to make front flush with finished wall material. Maximum tolerance is 1/8-inch recess in finished wall.

B. Install knockout closure in unused box opening.

**** END OF SECTION ****

SECTION 16140

WIRING DEVICES

PART 1 - GENERAL

1.01 Description

Furnish and install wiring devices as shown or noted on plans, including all required mounting hardware, etc.

1.02 Submittals

A. Submit shop drawings and product data under provisions of Sections 16010 and 01340, Shop Drawings Submittal.

B. Submit manufacturer's data.

PART 2 - PRODUCTS

2.01 Safety Switches

A. Type: Horsepower rated, heavy-duty, single throw, three-pole with visible blade and safety handle. Fused and/or unfused as specified elsewhere and/or designated on the Drawings and/or as required by NEC. Sized as required by NEC and/or as shown on the Drawings.

B. Each switch shall have indented plastic phenolic sign (minimum 1/8-inch lettering) identifying load served with voltage and horsepower attached to switch with stainless steel screws.

C. Enclosure: Stainless Steel NEMA 1 for dry, indoor locations and Stainless Steel NEMA 4X for outdoor and wet locations.

D. Manufacturers:
   1. Square D Co.
   2. General Electric Co.
   3. Westinghouse.
   4. Or equal.

2.02 Receptacle

A. Indoor Locations:
   1. Duplex grounding receptacle, two pole, three wire, 125 volt AC, 20 ampere, stainless steel cover plates. Products and Manufacturers:
      a. Cat. #5362-CR, by Arrow-Hart Inc.
      b. Cat. #53CM62, by Harvey Hubbell Inc.
      c. Or equal.

2. Single grounding receptacle, corrosion resistant, two pole, three wire, 125 volt AC, 20 ampere, stainless steel cover plates. Products and Manufacturers:
   a. Cat. #5361-CR, by Arrow-Hart Inc.
   b. Cat. #53CM61, by Harvey Hubbell In
   c. Or equal.

B. Ground Fault Receptacle Where Designated on the Drawings:
   1. Type: UL listed, 20 ampere, 125 volt AC, sensitivity of 5 mA, three wires, weather-proof cover plates.
   2. Manufacturer:
      a. Hubbell, No. 6F-5362-GY with a 5221 cover plate.
      b. Or equal.

C. Weatherproof Receptacle Where Designated on the Drawings: Type UL listed duplex grounding receptacle, corrosion resistant, two pole, three wire, 20 ampere, 125 volt AC, weatherproof cover plates.

2.03 Switches

A. Indoor Non-Hazardous Locations:
   1. Single pole AC toggle switch, quiet type, 120/277 volt AC, 20 ampere, Brown, specification grade with stainless steel cover, screws and grounding terminal. Products and Manufacturers:
      a. Cat. #20AC1 by Pass & Seymour, Inc.
      b. Cat. #CS 120 by Hubbell.
      c. Or equal.
   2. Toggle switches of the three-way type shall be quiet type, 120/277 volt AC, 20 ampere, specification grade with stainless steel cover, screws and grounding terminal. Products and Manufacturers:
      a. Cat. #20AC3 by Pass & Seymour, Inc.
      b. Cat. #CS 320 by Hubbell.
      c. Or equal.
   3. Toggle switches of the four-way type shall be of the same grade and manufacture as the single pole and three-way type.
   4. Toggle switches of the two-pole, single throw type shall be of the same grade and manufacturer as above.
   5. Dimming Switch:
      a. Coordinated with fluorescent fixture ballasts specified.
      b. Suitable for controlling light output from two of a four-lamp fluorescent fixture.
      c. Include integral snap switch on dimming dialer.
      d. Manufacturer:
         (1) Thyrocon Controls.
         (2) Hunt.
         (3) Or equal.

B. Horsepower-Rated Switches:
   1. Type: Toggle operated, horsepower rated with thermal overload protection.
   2. Enclosure: NEMA 1 for dry, indoor locations and NEMA 4 for outdoor and damp or wet indoor locations.
   3. Products and Manufacturers: Provide one of the following:
      a. Type 609T by Allen-Bradley.
      b. Class 2510 by Square D Co.
      c. Or equal.

2.04 Fuses

A. Type: Dual-element, current-limiting, UL Class RK5, 600 volts, unless otherwise noted or specified.

B. Interrupting Capacities (UL Listed): 200,000 RMS amperes.

C. Coordination:
   1. Coordinated for installation in existing and new equipment.
   2. Properly coordinated for size, type and rating as required for equipment and circuits to be protected.

D. Repair Parts: One replacement fuse for each and every fuse installed under this Contract.

E. Manufacturers: Provide products from one of the following:
   1. Bussman Division, McGraw Edison Company.
   2. Gould Inc., Circuit Protection Division.
   3. Or equal.

PART 3 - EXECUTION

3.01 Mounting

A. Safety switches shall be mounted on structural frame with minimum of four points of attachment using stainless or galvanized steel hardware.

B. Install one spare set of fuses inside fused switch enclosure attached to side.

C. In non-hazardous locations, install wiring devices in outlet or device boxes.

D. Mount wall switches four feet, zero inches above finished floor unless otherwise noted.

**** END OF SECTION ****

SECTION 16170

GROUNDING AND BONDING SYSTEMS

PART 1 - GENERAL

1.01 Description

A. Power system grounding.

B. Communication and instrumentation system grounding.

C. Electrical equipment and raceway grounding and bonding.

D. System ground grids and fencing.

1.02 System Description

A. Ground the electrical service system neutral at service entrance equipment to grounding electrode.

B. Provide communications system grounding conductor at point of service entrance and connect to grounding electrode.

C. Bond together system neutrals, service equipment enclosures, exposed non-current carrying metal parts of electrical equipment, metal raceway systems, grounding conductor in raceways and cables, receptacle ground and connectors.

PART 2 - PRODUCTS

2.01 Materials

A. Ground Electrode Conductor: Size as noted on drawings with THWN insulation.

PART 3 - EXECUTION

3.01 Installation

A. Provide a separate, insulated equipment grounding conductor in branch circuits. Terminate each end on a grounding lug, bus or bushing.

B. Verify existing system is grounded per NEC. Connect grounding electrode conductors to ground electrode by exothermic weld using cable to rod connection.

3.02 Field Quality Control

A. Inspect grounding and bonding system conductors and connections for tightness and proper installation.

B. Measure ground resistance from system neutral connection at service entrance to convenient ground reference point using suitable ground testing equipment. Resistance shall not exceed 5 ohms. Where resistance exceeds 5 ohms, additional ground rods shall be driven. Top of all rods shall be minimum of 2'-0" below finish grade elevation.

C. Verify existing ground meets NEC requirements.

END OF SECTION

SECTION 16180

EQUIPMENT WIRING SYSTEMS

PART 1 - GENERAL

1.01 DESCRIPTION

A. Make all final electrical connections to all equipment shown on drawings or required for a complete and operable system.

B. All final electrical connections shall be made in strict compliance with NPFA-70 National Electrical Code Latest Edition.

1.02 RELATED SECTIONS

A. Section 16010, General Requirements.

B. Section 16020, Codes and Standards.

C. Section 16111, Conduit and Fittings.

D. Section 16120, Wire and Cable.

E. Section 16130, Boxes.

F. Section 16170, Grounding and Bonding Systems.

1.03 PROJECT RECORD DOCUMENTS

Submit documents in accordance with provisions of Section 01720.

PART 2 - PRODUCTS

Products are listed under related sections of the specifications.

PART 3 - EXECUTION

3.01 INSTRUCTIONS

A. Shall be installed in conduit where and as shown on the drawings and in accordance with drawings and specifications.

B. Power connections shall be as follows:
   1. Set disconnect as shown on drawings.
   2. Run branch circuits as indicated on the drawings and make hardwired connections to

all devices.

3. Run all conduit and wiring for all control systems specified on this project.
4. Run circuits from panelboards to and make final electrical connections.

**** END OF SECTION ****

SECTION 16190

SUPPORTING DEVICES

PART 1 - GENERAL

1.01 DESCRIPTION

A. Conduit and equipment supports.

B. Fastening hardware.

C. Related Work

D. Refer to Sections 03315.

1.02 COORDINATION

Coordinate size, shape and location of concrete pads with details on drawings and manufacturer's recommendations.

1.03 QUALITY ASSURANCE

Support systems shall be adequate for weight of equipment and conduit, including wiring, which they carry.

PART 2 - PRODUCTS

2.01 MATERIAL

A. Support Channel: Stainless Steel.

B. Hardware: Stainless Steel.

PART 3 - EXECUTION

3.01 INSTALLATION

A. Fasten hanger rods, conduit clamps and outlet and junction boxes to structure using stainless steel screws and stainless bolts, nuts and Bellville washers. Do not use spring steel clips and clamps.

B. Do not fasten supports to conduit.

C. Fabricate supports from stainless steel angle and stainless steel channel, rigidly welded or bolted to present a neat appearance. Use hexagon head bolts with Bellville washers under all nuts.

D. Furnish and install additional steel framing as required to span between ceiling girts for support of lighting fixtures, electric heaters, etc.

**** END OF SECTION ****

SECTION 16195

ELECTRICAL IDENTIFICATION

PART 1 - GENERAL

1.01 DESCRIPTION

A. Nameplates.

B. Wire and cable markers.

1.02 RELATED WORK

Section 16010, General Requirements.

1.03 SUBMITTALS

A. Submit shop drawings under provisions of Sections 16010 and 01340.

B. Include schedule for nameplates.

PART 2 - PRODUCTS

2.01 MATERIALS

A. Nameplates: Engraved three-layer laminated plastic, white letters on a black background.

B. Wire and Cable Markers: Cloth markers, split sleeve or tubing type.

PART 3 - EXECUTION

3.01 INSTALLATION

A. Degrease and clean surfaces to receive nameplates.

B. Install nameplates parallel to equipment lines.

C. Secure nameplates to equipment fronts and panels using stainless steel screws.

3.02 WIRE IDENTIFICATION

Provide wire markers on each conductor in enclosures and at load connection. Identify with branch circuit number for power circuits and with control wire number as indicated on equipment manufacturer's shop drawings for control wiring.

3.03 NAMEPLATE ENGRAVING SCHEDULE

Provide nameplates to identify all electrical distribution and control equipment and loads served. Letter Height: 1/8 inch (3 mm) for individual switches and loads served and 1/4 inch (6 mm) for control equipment panel identification unless noted otherwise.

**** END OF SECTION ****

SECTION 16501

LAMPS

PART 1 - GENERAL

1.01 DESCRIPTION

Lighting fixture lamps.

1.02 RELATED SECTIONS

A. Section 16010, General Requirements.

B. Section 16510, Interior and Exterior Lighting System.

1.03 SUBMITTALS

A. Submit under provisions of Section 01340.

B. Submit manufacturer's data sheets showing manufacturer, wattage, type, lumens and general characteristics of each type lamp.

PART 2 - PRODUCTS

2.01 LAMPS

A. Lamps shall be of the proper size and type as noted in the fixture schedule for each type fixture.

B. Incandescent lamps shall be inside frosted, 120 volts, as manufactured by General Electric, Sylvania or approved equal.

C. Fluorescent lamps shall be rapid start, energy savings as manufactured by General Electric, Sylvania or approved equal.

D. High pressure sodium lamps shall be clear, universal burn as manufactured by General Electric, Sylvania or approved equal.

E. Metal halide lamps shall be base up to horizontal burn position. They shall be Metalarc/C lamps as manufactured by Sylvania or approved equal.

PART 3 - EXECUTION (NOT USED)

**** END OF SECTION ****

Appendix A

Project Photos





STOP









Appendix B

Asbestos Inspection Report

ALBERT L. LOVE, PH.D., REM
Environmental and Occupational Health Consultant
10362 CR 513, Itta Bena, MS 38941
Cell: (662)299-7190

Asbestos Inspection Report

For

Mt. Carmel Baptist Church - Building B
D,D & D, LLC
Hattiesburg, Mississippi

This inspection for asbestos containing building material was conducted by Albert L. Love. The inspection was conducted on 7/4/2017.

_____
Albert L. Love

Date_____

BUILDING IDENTIFICATION:

Mt. Carmel Church - Building B
1101 Main Street
Hattiesburg, Mississippi

SCOPE OF WORK: The inspection accomplished under this scope of work was intended to identify the presence or absence of asbestos containing material in the construction of the cited facility. The property is planned for demolition.

SAMPLE RESULTS:

Exterior	Sample No. BB-1; Taken from exterior wall paint. Category 2 ASBESTOS FREE SAMPLE CONTAINING 100% OTHER MATERIAL.
	Sample No BB-2; Taken from exterior window putty. Category 2 ASBESTOS FREE SAMPLE CONTAINING 100% OTHER MATERIAL.
	Sample No. BB-3; Same as Sample No. BB-2.
	Sample No. BB-4; Taken from exterior step paint. Category 2 ASBESTOS FREE SAMPLE CONTAINING 100% OTHER MATERIAL.
Interior	**Sample No. BB-5;Taken from main entrance floor mastic. Category 1 TWENTY PERCENT CHRYSOTILE ASBESTOS SAMPLE CONTAINING 80% OTHER MATERIAL.**
	Sample No. BB-6; Taken from dark brown 9X9 floor tile. Category 1 FOUR PERCENT CHRYSOTILE ASBESTOS SAMPLE CONTAINING 96% OTHER MATERIAL.
	Sample No. BB-7; Same as Sample No. BB-6.
	Sample No. BB-8; Taken from rooms 137&139 floor tile. Category 1 TWO PERCENT CHRYSOTILE SAMPLE CONTAINING 98% OTHER MATERIAL.
	Sample No. BB-9; Same as Sample No. BB-8.

Sample Results Con't.

Interior

Sample No. BB-10; Taken from ceiling drywall/texture. Category 2 ASBESTOS FREE SAMPLE CONTAINING 11% CELLULOSE, 4% FIBER GLASS AND 85% OTHER MATERIAL.

Sample No. BB-11; Same as Sample No. BB-10.
Sample No. BB-12; Same as Sample No. BB-10.

Sample No. BB-13; Taken from first floor hall floor tile. Category 1ASBESTOS FREE SAMPLE CONTAINING 45% CELLULOSE, 45% FIBER GLASS, 7% PERLITE AND 3% OTHER MATERIAL.

Sample No. BB-14; Same as Sample No. BB-13.

Sample No BB-15; Taken from first floor 12X12 ceiling tile. Category 2 ASBESTOS FREE SAMPLE CONTAINING 98% CELLULOSE AND 2% OTHER MATERIAL.

Sample No. BB-16; Same as Sample No. BB-15.

Sample No. BB-17; Taken from interior wall plaster. Category 2 ASBESTOS FREE SAMPLE CONTAINING 40% QUARTZ AND 60% OTHER MATERIAL.

Sample No. BB-18; Same as Sample No. BB-17.

Sample No. BB-19; Taken from room 108 floor tile. Category 1 THREE PERCENT CHRYSOTILE ASBESTOS SAMPLE CONTAINING 97% OTHER MATERIAL.

Sample No. BB-20; Same as Sample No. BB-19.

Sample No. BB-21; Taken from room 111 floor tile. Category 1 TWO PERCENT CHRYSOTILE ASBESTOS SAMPLE CONTAINING 97% OTHER MATERIAL.

Sample No. BB-22; Same as Sample No. BB-21.

Sample No. BB-23; Taken from second floor ceiling drywall/texture. Category 2 ASBESTOS FREE SAMPLE CONTAINING 12% CELLULOSE, 3% FIBER GLASS AND 85% OTHER MATERIAL.

Sample Results Con't.

Interior	Sample No. BB-24; Same as Sample No. BB-23.
	Sample No. BB-25; Taken from closet 222 floor tile. Category 1 ASBESTOS FREE SAMPLE CONTAINING 100% OTHER MATERIAL.
	Sample No. BB-26; Same as Sample No. BB-25.
Exterior	Sample No. BB-27; Taken from composition roofing material. Category 1 ASBESTOS FREE SAMPLE CONTAINING 40% SYNTHETIC FIBERS AND 60% OTHER MATERIAL.
	Sample No. BB-28; Same as Sample No. BB-27.
	Sample No. BB-29; Taken from roofing shingle. Category 1 ASBESTOS FREE SAMPLE CONTAINING 35% FIBER GLASS AND 65% OTHER MATERIAL.
	Sample No. BB-30; Same as Sample No. BB-29.
Interior	Sample No. BB-37; Taken from C area floor tile. Category 1 ASBESTOS FREE SAMPLE CONTAINING 100% OTHER MATERIAL.
	Sample No. BB-38; Same as Sample No. BB-37.
Exterior	Sample No. BB-39; Taken from roofing felt. Category 1 ASBESTOS FREE SAMPLE CONTAINING 65% CELLULOSE AND 35% OTHER MATERIAL.
	Sample No. BB-40; Same as Sample No. BB-39.
Interior	Sample No. BB-41; Taken from room 122 floor tile. Category 1 ASBESTOS FREE SAMPLE CONTAINING100% OTHER MATERIAL.
	Sample No. BB-42; Same as Sample No. BB-41.
	Sample No. BB-43; Taken from pipe run insulation. Category 2 ASBESTOS FREE SAMPLE CONTAINING 100% OTHER MATERIAL.

Sample Results Con't.

Interior	Sample No. BB-44; Same as Sample No. BB-43.
	Sample No. BB-45; Taken from pipe elbow material. Category 2 SIX PERCENT CHRYSOTILE ASBESTOS SAMPLE CONTAINING 24% FIBER GLASS AND 70% OTHER MATERIAL.
	Sample No. BB-46; Same as Sample No. BB-45.

SUMMARY OF SAMPLE RESULTS: Asbestos is reported to be present in floor tile and pipe elbow material. All other suspect building materials are reported to be asbestos free.

RESPONSE ACTION: All asbestos material must be removed prior to demolition. Prior to the removal of asbestos material, a Ten Working Day NOTICE OF DEMOLITION/RENOVATION must be submitted to the Mississippi Department of Environmental Quality.

Kermas

NEEL-SCHAFFER
Solutions you can build upon

engineers
planners
surveyors
environmental scientists
landscape architects

September 13, 2017

City of Hattiesburg
Attn.: Mr. Lamar Rutland, City Engineer
200 Forrest Street
Hattiesburg, MS 39401

RE: Mt. Carmel Baptist Church, Building B Demolition

Dear Mr. Rutland,

Please find enclosed five sets of the Contract Forms for the referenced project. It is our understanding that this will be on the next City Council Agenda to award.

Please have the City Attorney review these and execute **all five** of the Certificate of Sufficiency Documents **prior** to the Council meeting; therefore, if the Council votes to award, all we need is for the Mayor to execute **all five** of the Contracts.

If you have any questions about this information, please give me a call.

Sincerely,

Neel-Schaffer, Inc.

Douglas M. Wimberly, PS, PE
Senior Project Manager

P.O. Box 1487 / 39403-1487 • 704 Hardy Street • Hattiesburg, MS 39401-3665 • 601.545.1565 • Fax 601.545.2267

CONTRACT FORMS

MT. CARMEL BAPTIST CHURCH DEMOLITION PROJECT

CITY OF HATTIESBURG, MISSISSIPPI

CONTENTS

Contract 00500-2

Partnership Certificate 00500-5

General Instructions for Bonds 00500-6

Performance Bond 00500-7

Payment Bond 00500-9

Notice of Award 00500-11

Notice to Proceed 00500-13

Certificate of Sufficiency 00500-15

Contract Change Order 00500-16

CONTRACT

MT. CARMEL BAPTIST CHURCH DEMOLITION PROJECT

CITY OF HATTIESBURG, MISSISSIPPI

This Contract, made this the _____ day of _____, 2017, by and between the City of Hattiesburg, Mississippi, a municipal corporation, hereinafter called "Owner" and M and M Services, Inc. doing business as a Corporation located in Jackson, MS hereinafter called the "Contractor".

WITNESSETH: That for and in consideration of the payments and agreements hereinafter mentioned:

1. THE CONTRACTOR will commence and complete the "Mt. Carmel Baptist Church Demolition Project" in strict accordance with the Contract Documents and the Contract Drawings.

2. The Contractor will commence the work required by the CONTRACT DOCUMENTS within 10 calendar days after the date of the NOTICE TO PROCEED and will attain Final Completion within the contract time stipulated in the Advertisement for Bids unless the period for completion is extended otherwise by the CONTRACT DOCUMENTS. The Contractor agrees to pay, as liquidated damages, the actual damages, costs, losses and expenses reasonably incurred by Owner for each consecutive calendar day that he shall be in default in attaining Final Completion within the time stipulated as provided herein.

3. The term "CONTRACT DOCUMENTS" means and includes Advertisement for Bids, Instructions to Bidders, Bidder's Proposal, Bid Bond, Contract, Payment Bond, Performance Bond, General Conditions, Supplementary Conditions, Technical Specifications, Contract Drawings, Notice of Award, Notice to Proceed, Addenda (if any), and all subsequent Change Orders, Supplemental Agreements and/or other modifications as if formally recopied in this Contract.

4. The Contractor agrees to furnish all materials in place and to faithfully complete all of said work contemplated by this Contract in good and workmanlike manner, strictly in accordance with said Contract Documents, Contract Drawings and other requirements of the Owner, and to the complete satisfaction of the Owner or his authorized representatives, and in accordance with the Laws of the state of Mississippi and the Ordinances of the Owner, for which the Owner hereby agrees to pay and the Contractor agrees to accept a sum of money in current funds equal to the contract amount of Three hundred thirty-nine thousand, nine hundred seventy and 00/100 Dollars ($339,970.00) plus the amount of any supplemental agreements and force accounts for extra work authorized and duly set forth in a written change order approved and executed by the Owner and set forth in the public minutes of the Owner and in full compensation for furnishing all materials, the doing of all work contemplated under the Contract, as well as all loss or damage, if any, arising out of the nature of the work, or the action of the weather, and any and all other unforeseen obstructions or difficulties that may be encountered in the prosecution of the same, the Contractor assuming all risks of every kind and description in the performance of this Contract.

5. The Contractor shall protect, indemnify and save harmless the Owner from and against any and all damage, loss, claims, judgments or expenses, including but not limited to reasonable attorney's fees, which the Owner may suffer or be subjected to by the performance of the work, including but without limitation injury to or death of any person whomever and destruction or damage to any property whatsoever.

6. Attached hereto and made a part of this Contract is a Performance Bond, executed by a Surety Company doing business in the state of Mississippi, in the sum of
Three hundred thirty-nine thousand, nine hundred seventy and 00/100 Dollars ($339,970.00).

7. Attached hereto and made a part of this Contract is a Payment Bond, executed by a Surety Company doing business in the state of Mississippi, in the sum of
Three hundred thirty-nine thousand, nine hundred seventy and 00/100 Dollars ($339,970.00).

8. The Contractor agrees to allow the Owner, or any of their duly authorized representatives, access to any books, documents, papers and records of the Contractor which are directly pertinent to the project which is the subject of this Contract, for the purpose of making audits, examinations, excerpts and transcriptions, and Contractor agrees to insert an identical clause in any and all subcontracts.

9. The Owner will pay to the Contractor in the manner and at such times and amounts as set forth in the Contract Documents.

10. This Contract shall be binding upon all parties hereto and their respective heirs, executors, administrators, successors, and assigns.

11. If, through any cause, the Contractor shall fail to fulfill in a timely and proper manner his obligations under this Contract, or if the Contractor shall violate any of the covenants, agreements, or stipulations of this Contract, the Owner shall thereupon have the right to terminate this Contract by giving written notice to the Contractor of such termination and specifying the effective date thereof, at least five days before the effective date of such termination. Notwithstanding the above, the Contractor shall not be relieved of liability to the Owner for damages sustained by the Owner by virtue of any breach of the Contract by the Contractor and the Owner may withhold any payments to the Contractor until such time as the exact amount of damages due the Owner from the Contractor is determined.

IN WITNESS THEREOF, the parties hereto have executed, or caused to be executed by their duly authorized officials, this Contract in ___5___ counterparts, each of which shall be deemed an original on the date first above written. (number)

OWNER
City of Hattiesburg

BY _____

ATTEST _____

(Seal)

CONTRACTOR
M and M Services

BY _____

ATTEST _____

(Seal)

PARTNERSHIP CERTIFICATE

State of _____

County of _____ Ss.

On this _____day of _____, 20_____, before me personally appeared _____, known to me and known by me to be the person who executed the above instrument, who being by me first duly sworn, did depose and say that he is a general partner in the firm of_____; that said firm consists of himself and _____; and that he executed the foregoing instrument on behalf of said firm for the uses and purposes stated herein.

_____
Notary Public in the

County of _____

State of _____

Notary Seal

My Commission Expires:

_____

CORPORATE CERTIFICATE

I, Dale McGuffie certify that I am the Secretary of the Corporation named as Contractor in the foregoing Contract; that Dale McGuffie, who signed said Contract on behalf of the Contractor was then President of said Corporation; that said Contract was duly signed for and in behalf of said Corporation by authority of its governing body and is within the scope of its corporate powers.

_____
Secretary

Corporate Seal

GENERAL INSTRUCTIONS FOR BONDS

1. The surety on each Bond must be a responsible surety company, which is qualified to do business in Mississippi and satisfactory to the Owner.

2. The name, including full Christian name and residence of each individual party to the Bond shall be inserted in the body thereof, and each such party shall sign the Bond with his usual signature on the line opposite the seal and if signed in Maine, Massachusetts or New Hampshire an adhesive seal shall be affixed opposite the signature. The bond must be either signed or countersigned by a Mississippi Resident Agent of the Surety Company.

3. If the principals are partners, their individual names will appear in the body of the Bond with the recital that they are partners composing a firm, naming it; and all the members of the firm shall execute the Bond as individuals.

4. The signature of a witness shall appear in the appropriate place, attesting to the signature of each individual party to the Bond.

5. If the principal or surety is a corporation, the name of the State in which incorporated shall be inserted in the appropriate place in the body of the Bond, and said instrument shall be executed and attested under the corporate seal as indicated in the form. If the corporation has no corporate seal the fact shall be stated, in which case, a scroll or adhesive seal shall appear following the corporate name.

6. The official character and authority of the person or persons executing the Bond for the principal, if a corporation, shall be certified by the secretary or assistant secretary, according to the form attached hereto. In lieu of such certificate there may be attached to the Bond copies of so much of the records of the corporation as will show the official character and authority of the officer signing, duly certified by the secretary or assistant secretary, under the corporate seal, to be true copies.

7. The date of this Bond must not be prior to the date of the Contract in connection with which it is given.

8. Surety Companies executing Bonds must appear on the Treasury Department's most current list (Circular 570 as amended) and be authorized to transact business in the State where the project is located.

ASUR 002179

PERFORMANCE BOND

KNOW ALL MEN BY THESE PRESENTS: that

M&M SERVICES INCORPORATED
(Name of Contractor)

PO BOX 68431- JACKSON, MS 39286
(Address of Contractor)

a CORPORATION hereinafter called Principal, and
(Corporation, Partnership, or Individual)

AXIS INSURANCE COMPANY
(Name of Surety)

300 CONNELL DR, STE 8000- BERKELEY HEIGHTS, NJ 07922
(Address of Surety)

hereinafter called Surety, are held and firmly bound unto

CITY OF HATTIESBURG
(Name of Owner)

200 FORREST ST- HATTIESBURG, MS 39401
(Address of Owner)

hereinafter called OWNER, in the penal sum of THREE HUNDRED THIRTY-NINE THOUSAND NINE HUNDRED SEVENTY Dollars, $(339,970.00) in lawful money of the United States, for the payment of which sum well and truly to be made, we bind ourselves, successors, and assigns, jointly and severally, firmly by these presents.

THE CONDITION OF THIS OBLIGATION is such that whereas, the Principal entered into a certain contract with the OWNER, dated _____ day of _____ 20 _____, a copy of which is hereto attached and made a part hereof for the construction of :

MT CARMEL BAPTIST CHURCH DEMOLITION PROJECT- HATTIESBURG, MS

NOW, THEREFORE, if the Principal shall well, truly and faithfully perform its duties, all the undertakings, covenants, terms, conditions, and agreements of said contract during the original term thereof, and any extensions thereof which may be granted by the OWNER, with or without notice to the Surety and during the one year guaranty period, and if he shall satisfy all claims and demands incurred under such contract, and shall fully indemnify and save harmless the OWNER from all costs and damages which it may suffer by reason of failure to do so, and shall reimburse and repay the OWNER all outlay and expense which the OWNER may incur in making good any default, then this obligation shall be void; otherwise to remain in full force and effect.

NOW, THEREFORE, if the Principal shall promptly make payment of all taxes, licenses, assignments, contributions, damages, penalties, and interest thereon, when and as the same may lawfully be due the state of Mississippi, or any county, municipality, board, department, commission, or political subdivision thereof, by reason of and directly connected with the performance of said Contract or any part thereof as provided by Sections 27-65-1, 27-65-21, 27-67-301 and 31-5-3, supra, or any other applicable statute or other authority,

then this obligation shall be null and void; otherwise, it shall remain in full force and effect.
PROVIDED, FURTHER, that the said Surety for value received hereby stipulates and agrees that no change, extension of time, alteration or addition to the terms of the contract or to the WORK to be performed thereunder or the SPECIFICATIONS accompanying the same shall in any wise affect its obligation on this BOND, and it does hereby waive notice of any such change, extension of time, alteration or addition to the terms of the contract or to the WORK or to the SPECIFICATIONS.

PROVIDED, FURTHER, that no final settlement between the OWNER and the CONTRACTOR shall abridge the right of any beneficiary hereunder, whose claim may be unsatisfied.

IN WITNESS WHEREOF, this statement is executed in 5 (number) counterparts, each one of which shall be deemed an original, this the 5TH day of SEPTEMBER, 2017.

ATTEST:

(Principal) Secretary

(Seal)

M&M SERVICES INCORPORATED

Principal

By

Post Office Box 68431

(Address)

Jackson, Mississippi 39286

Witness as to Principal

Post Office Box 68431

(Address)

Jackson, Mississippi 39286

AXIS INSURANCE COMPANY

Surety

By

300 CONNELL DR, STE 8000

(Address)

BERKELEY HEIGHTS, NJ 07922

ATTEST:

Witness as to Surety

300 CONNELL DR, STE 8000

(Address)

BERKELEY HEIGHTS, NJ 07922

NOTE: Date of BOND must not be prior to date of Contract.
If CONTRACTOR is Partnership, all partners should execute BOND.

IMPORTANT: Surety companies executing BONDS must appear on the Treasury Department's most current list (Circular 570 as amended) and be authorized to transact business in the State where the PROJECT is located.

PAYMENT BOND

ASUR 002179

KNOW ALL MEN BY THESE PRESENTS THAT

M&M SERVICES INCORPORATED
(Name of Contractor)

PO BOX 68431- JACKSON, MS 39286
(Address of Contractor)

a CORPORATION, hereinafter called Principal,
(Corporation, Partnership, or Individual)

and AXIS INSURANCE COMPANY
(Name of Surety)

300 CONNELL DR, STE 8000- BERKELEY HEIGHTS, NJ 07922
(Address of Surety)

hereinafter called Surety, are held and firmly bound unto

CITY OF HATTIESBURG
(Name of Owner)

200 FORREST ST- HATTIESBURG, MS 39401
(Address of Owner)

hereinafter called OWNER, in the penal sum of THREE HUNDRED THIRTY-NINE THOUSAND NINE HUNDRED SEVENTY & 00/100 Dollars, $(339,970.00)
in lawful money of the United States, for the payment of which sum well and truly to be made, we bind ourselves, successors, and assigns, jointly and severally, firmly by these presents.

THE CONDITION OF THIS OBLIGATION is such that whereas, the Principal entered into a certain contract with the OWNER, dated the _____ day of _____ 20 _____, a copy of which is hereto attached and made a part hereof for the construction of:

MT CARMEL BAPTIST CHURCH DEMOLITION PROJECT- HATTIESBURG, MS

NOW, THEREFORE, if the Principal shall promptly make payment to all persons, firms, SUBCONTRACTORS, and corporations furnishing materials for or performing labor in the prosecution of the WORK provided for in such contract, and any authorized extension or modification thereof, including all amounts due for materials, lubricants, oil, gasoline, coal and coke, repairs on machinery, equipment and tools, consumed or used in connection with the construction of such WORK, and all insurance premiums on said WORK, and for all labor, performed in such WORK whether by SUBCONTRACTOR or otherwise, then this obligation shall be void; otherwise to remain in full force and effect.

PROVIDED, FURTHER, that the said Surety for value received hereby stipulates and agrees that no change, extension of time, alteration or addition to the terms of the contract or to the WORK to be performed thereunder or the SPECIFICATIONS accompanying the same shall in any wise affect its obligation on this BOND, and it does hereby waive notice of any such change, extension of time, alteration or addition to the terms of the contract or to the WORK or to the SPECIFICATIONS.

PROVIDED, FURTHER, that no final settlement between the OWNER and the CONTRACTOR shall abridge the right of any beneficiary hereunder, whose claim may be unsatisfied.

IN WITNESS WHEREOF, this statement is executed in FIVE (number) counterparts, each one of which shall be deemed an original, this the 5TH day of SEPTEMBER, 20 17.

ATTEST:

(Principal) Secretary

(Seal)

M&M SERVICES INCORPORATED

Principal

By

Post Office Box 68431

(Address)

Jackson, Mississippi 39286

Witness as to Principal

Post Office Box 68431

(Address)

Jackson, Mississippi 39286

AXIS INSURANCE COMPANY

Surety

By

300 CONNELL DR, STE 8000

(Address)

BERKELEY HEIGHTS, NJ 07922

ATTEST:

Witness as to Surety

300 CONNELL DR, STE 8000

(Address)

BEKELEY HEIGHTS, NJ 07922

NOTE: Date of BOND must not be prior to date of Contract.
If CONTRACTOR is Partnership, all partners should execute BOND.

IMPORTANT: Surety companies executing BONDS must appear on the Treasury Department's most current list (Circular 570 as amended) and be authorized to transact business in the State where the PROJECT is located.

Bond Verification

Should you wish to verify the authenticity of this bond, please send your request, including a copy of the bond, via email to: rich.zarandona@axiscapital.com

OR

Contact:

Richard Zarandona
Executive Vice President - DCE&S
AXIS Insurance
300 Connell Dr., Suite 8000
PO Box 357
Berkeley Heights, NJ 07922
Office: (908) 508-4324

Bond Claims or Notices

Should you wish to file any notices to the Surety for the attached AXIS Insurance Company bond(s) they should be sent to:

AXIS Insurance Company
300 Connell Dr., Suite 8000
PO Box 357
Berkeley Heights, NJ 07922
Attn: Surety Claims

ASUR00217 9

POWER OF ATTORNEY

AXIN- 6140

Know All Men by These Presents: That **AXIS Insurance Company**, an Illinois property and casualty company, (the "Company") does hereby appoint:

William A. Ballay, Dana M. Kuber, Michael J. Friedrich, Maria A. Gonzalez, and Anne M. Barber of Bridgeview, IL

as its true and lawful Attorney(s)-In-Fact, to make, execute, seal and deliver for and on its behalf as surety, bonds and undertakings, such documents to be valid as though executed by the Company on its own behalf. The Company may revoke this appointment at any time.

EXCEPTION: NO AUTHORITY is granted to make, execute, seal and deliver bonds or undertakings that guarantee the payment or collection of any promissory note, check, draft or letter of credit.

This Power of Attorney is signed, sealed and certified under and by the authority of resolutions adopted by unanimous written consent of the Board of Directors of the Company on July 12, 2013:

> RESOLVED, that any Vice President, Surety, acting singly, shall have the power and authority to appoint and revoke Attorneys-In-Fact to make, execute, seal and deliver for and on behalf of the Company, as surety, bonds and undertakings, such documents to be valid as though executed by the Company on its own behalf, subject to the terms and conditions of the subject Brokerage Agreements.

In Witness Whereof, AXIS Insurance Company has caused this instrument to be signed and its corporate seal to be affixed by a duly elected and qualified officer, this 3rd day of January 2017.

Attested and Certified
AXIS Insurance Company

By: _____ [Seal]

Printed Name: Andrew M. Weissert

Title: Senior Vice President

STATE OF GEORGIA
COUNTY OF FULTON

Before me personally came **Andrew M. Weissert**, Senior Vice President of AXIS Insurance Company to me known to be the individual and officer described herein, who acknowledged that they being duly authorized signed, sealed with the corporate seal and delivered the foregoing instrument by the authority and direction of said Company.

IN TESTIMONY WHEREOF, I have hereunto set my hand and affixed my official seal.

Brenda Reese
Notary Public

BRENDA REESE
MY COMMISSION
NOTARY PUBLIC
EXPIRES 04-12-2019
FORSYTH COUNTY, GEORGIA

CERTIFICATION

I, **Richard Zarandona**, Vice President, Surety & Assistant Secretary of AXIS Insurance Company, do hereby certify that the attached Power of Attorney dated January 3rd, 2017 on behalf of the person(s) as listed above is a true and correct copy and the same has been in full force and effect since the date thereof and is in full force and effect on the date of this certificate; and I do further certify that the said **Andrew M. Weissert**, who executed the Power of Attorney, was a duly elected Vice President, Surety of AXIS Insurance Company on the date of the execution of the attached Power of Attorney.

IN TESTIMONY WHEREOF, I have hereunto set my hand and affixed the corporate seal of AXIS Insurance Company on this the 5 day of Sept, 2017.

By: Richard Zarandona [Seal]

Printed Name: Richard Zarandona

Title: Vice President, Surety

M&MSERV-01 CCOLE

CERTIFICATE OF LIABILITY INSURANCE

DATE (MM/DD/YYYY) 09/05/2017

THIS CERTIFICATE IS ISSUED AS A MATTER OF INFORMATION ONLY AND CONFERS NO RIGHTS UPON THE CERTIFICATE HOLDER. THIS CERTIFICATE DOES NOT AFFIRMATIVELY OR NEGATIVELY AMEND, EXTEND OR ALTER THE COVERAGE AFFORDED BY THE POLICIES BELOW. THIS CERTIFICATE OF INSURANCE DOES NOT CONSTITUTE A CONTRACT BETWEEN THE ISSUING INSURER(S), AUTHORIZED REPRESENTATIVE OR PRODUCER, AND THE CERTIFICATE HOLDER.

IMPORTANT: If the certificate holder is an ADDITIONAL INSURED, the policy(ies) must have ADDITIONAL INSURED provisions or be endorsed. If SUBROGATION IS WAIVED, subject to the terms and conditions of the policy, certain policies may require an endorsement. A statement on this certificate does not confer rights to the certificate holder in lieu of such endorsement(s).

PRODUCER
Fisher Brown Bottrell Insurance, Inc.
P. O. Box 1490
Jackson, MS 39215

CONTACT NAME: Cindy Cole, APA, CPIW, CISR
PHONE (A/C, No, Ext): (601) 960-8234 FAX (A/C, No): (601) 208-3005
E-MAIL ADDRESS: ccole@fbbins.com

INSURER(S) AFFORDING COVERAGE	NAIC #
INSURER A : Arch Specialty Insurance Co.	21199
INSURER B : Arch Insurance Company	11150
INSURER C :	
INSURER D :	
INSURER E :	
INSURER F :	

INSURED
M and M Services, Inc.
P. O. Box 68431
Jackson, MS 39286

COVERAGES CERTIFICATE NUMBER: REVISION NUMBER:

THIS IS TO CERTIFY THAT THE POLICIES OF INSURANCE LISTED BELOW HAVE BEEN ISSUED TO THE INSURED NAMED ABOVE FOR THE POLICY PERIOD INDICATED. NOTWITHSTANDING ANY REQUIREMENT, TERM OR CONDITION OF ANY CONTRACT OR OTHER DOCUMENT WITH RESPECT TO WHICH THIS CERTIFICATE MAY BE ISSUED OR MAY PERTAIN, THE INSURANCE AFFORDED BY THE POLICIES DESCRIBED HEREIN IS SUBJECT TO ALL THE TERMS, EXCLUSIONS AND CONDITIONS OF SUCH POLICIES. LIMITS SHOWN MAY HAVE BEEN REDUCED BY PAID CLAIMS.

INSR LTR	TYPE OF INSURANCE	ADDL INSD	SUBR WVD	POLICY NUMBER	POLICY EFF (MM/DD/YYYY)	POLICY EXP (MM/DD/YYYY)	LIMITS	
A	X COMMERCIAL GENERAL LIABILITY X CLAIMS-MADE [ ] OCCUR X Environmental Multil GEN'L AGGREGATE LIMIT APPLIES PER: [ ] POLICY [ ] PRO-JECT [ ] LOC X OTHER: Combined Form: GL, PL and Poll			12EMP4368312	09/03/2017	09/03/2018	EACH OCCURRENCE DAMAGE TO RENTED PREMISES (Ea occurrence) MED EXP (Any one person) PERSONAL & ADV INJURY GENERAL AGGREGATE PRODUCTS - COMP/OP AGG	$ 1,000,000 $ 100,000 $ 5,000 $ 1,000,000 $ 2,000,000 $ 2,000,000 $
B	AUTOMOBILE LIABILITY X ANY AUTO [ ] OWNED AUTOS ONLY [ ] SCHEDULED AUTOS X HIRED AUTOS ONLY X NON-OWNED AUTOS ONLY			11CAB5822309	09/03/2017	09/03/2018	COMBINED SINGLE LIMIT (Ea accident) BODILY INJURY (Per person) BODILY INJURY (Per accident) PROPERTY DAMAGE (Per accident)	$ 1,000,000 $ $ $ $
A	[ ] UMBRELLA LIAB [ ] OCCUR X EXCESS LIAB X CLAIMS-MADE [ ] DED X RETENTION $ 0			12EMX0547102	09/03/2017	09/03/2018	EACH OCCURRENCE AGGREGATE	$ 1,000,000 $ 1,000,000 $
B	WORKERS COMPENSATION AND EMPLOYERS' LIABILITY ANY PROPRIETOR/PARTNER/EXECUTIVE OFFICER/MEMBER EXCLUDED? (Mandatory in NH) Y / N [ ] If yes, describe under DESCRIPTION OF OPERATIONS below	N / A		EBWCC0001308	12/06/2016	12/06/2017	X PER STATUTE [ ] OTH-ER E.L. EACH ACCIDENT E.L. DISEASE - EA EMPLOYEE E.L. DISEASE - POLICY LIMIT	 $ 1,000,000 $ 1,000,000 $ 1,000,000
A	Pollution Liability			12EMP4368312	09/03/2017	09/03/2018	Agg Incl / Per Cl	1,000,000

DESCRIPTION OF OPERATIONS / LOCATIONS / VEHICLES (ACORD 101, Additional Remarks Schedule, may be attached if more space is required)
Re: Mt. Carmel Baptist Church Demolition Project- Hattiesburg, MS Contract Amount: $339,970.
As required by written contract, Certificate Holder is shown as Additional Insured on General Liability. Waiver of Subrogation applies to Workers Compensation and General Liability.

CERTIFICATE HOLDER

City of Hattieburg
200 Forrest Street
Hattiesburg, MS 39401

CANCELLATION

SHOULD ANY OF THE ABOVE DESCRIBED POLICIES BE CANCELLED BEFORE THE EXPIRATION DATE THEREOF, NOTICE WILL BE DELIVERED IN ACCORDANCE WITH THE POLICY PROVISIONS.

AUTHORIZED REPRESENTATIVE

© 1988-2015 ACORD CORPORATION. All rights reserved.
The ACORD name and logo are registered marks of ACORD

August 31, 2017

M&M Services, Inc.
Attn: Mr. Dale McGuffie, President
P.O. Box 68431
Jackson, MS 39286

RE: Mt. Carmel Baptist Church Demolition Project
Hattiesburg, MS

NOTICE OF AWARD

Dear Mr. McGuffie:

The City of Hattiesburg has considered the Proposal submitted by you for the above referenced Work in response to its Advertisement for Bids and Instructions to Bidders.

You are hereby notified that your Proposal has been accepted in the amount of **$339, 970.00**.

You are required by the Instruction to Bidders to execute the Contract and furnish to the City of Hattiesburg the required Contractor's Performance Bond, Payment Bond and Certificates of Insurance within 10 calendar days from the date of delivery of this Notice to you. We have enclosed five (5) copies of the necessary contract forms and bond forms. Please return all five (5) originals of these documents to the offices of Neel-Schaffer, Inc., Post Office Box 1487 (704 Hardy Street, 39401), Hattiesburg, MS 39403-1487.

If you fail to execute said Contract and to furnish said Bonds within 10 days from the date of delivery of this Notice, the Owner will be entitled to consider all your rights arising out of the Owner's acceptance of your proposal as abandoned and as a forfeiture of your Bid Bond. The Owner will be entitled to such other rights as may be granted by Law.

You are required to return an acknowledged copy of this Notice of Award directly to the City of Hattiesburg, Attention: Lamar Rutland, P.E., City Engineer, 200 Forrest Street, Hattiesburg, MS 39401, and to Neel-Schaffer, Inc. at the address listed above.

Honorable Toby Barker, Mayor
City of Hattiesburg

_____

ACCEPTANCE OF NOTICE

Receipt of the above Notice of Award is hereby acknowledged by M&M Services, Inc. of Jackson, MS, this the 6th day of September, 2017.

By _____

Title Dale McGuffie, President

NOTICE TO PROCEED

Date

To: _____

Attention: _____

REFERENCE: NOTICE TO PROCEED
MT. CARMEL BAPTIST CHURCH DEMOLITION PROJECT
CITY OF HATTIESBURG, MISSISSIPPI

Dear _____:

You are hereby notified to commence Work in accordance with the Contract dated _____, on or before _____. You are to complete the Work within ____ consecutive calendar days from the effective date of this Notice to Proceed. The date of Final Completion is therefore _____. Liquidated damages in the amount of the actual damages, costs, losses and expenses reasonably incurred by the OWNER per calendar day for each day the Work has not achieved Final Completion after _____ will be imposed unless the contract time is otherwise adjusted for due cause by change orders to the Contract. Liquidated Damages, as defined herein, will be assessed unless the Contract Time is otherwise adjusted for due cause by change order to the Contract.

The engineering firm of Neel-Schaffer, Inc. will act as the Engineer on behalf of the City of Hattiesburg, Mississippi for the work to be performed under the contract. Geoffrey P. Crosby, P.E., of Neel-Schaffer, Inc. will be the designated representative of the Engineer.

Please return a copy of this NOTICE TO PROCEED and ACCEPTANCE OF NOTICE to the undersigned and to Neel-Schaffer, Inc., indicating your receipt of this document in the space provided below.

Sincerely,

City of Hattiesburg, Mississippi

Mayor Toby Barker

ACCEPTANCE OF NOTICE

Receipt of the above NOTICE TO PROCEED

is hereby acknowledged by _____

this, the _____ day

of _____, 20_____.

By_____

Title_____

CERTIFICATE OF SUFFICIENCY

MT. CARMEL BAPTIST CHURCH DEMOLITION PROJECT

CITY OF HATTIESBURG, MISSISSIPPI

I, Moran M. Pigott, CHIEF LEGAL OFFICER FOR THE OWNER, DO HEREBY CERTIFY THAT I HAVE EXAMINED THIS AGREEMENT, THE BONDS AND EVIDENCE OF INSURANCE OFFERED BY THE CONTRACTOR AND FIND THEM TO BE PROPERLY EXECUTED, ADEQUATE AND SUFFICIENT.

Date: 9/12/17

CONTRACT CHANGE ORDER

OWNER: _____ PROJECT NAME: _____

CONTRACTOR: _____

DATE: _____

CHANGE ORDER NUMBER: _____ CONTRACT NUMBER: _____

REASON FOR CHANGE: _____

YOU ARE HEREBY REQUESTED TO COMPLY WITH THE FOLLOWING CHANGES FROM THE CONTRACT PLANS, SPECIFICATIONS AND CONTRACT DOCUMENTS: (USE ADDITIONAL SHEETS IF REQUIRED)

ITEM NO.	DESCRIPTION OF CHANGE(S) (QUANTITIES, ETC.)	QTY	UNIT COST	TOTAL CONTRACT
				0.00
				0.00
				0.00
				0.00
				0.00
				0.00
				0.00
				0.00
				0.00
				0.00
				0.00
				0.00

TOTAL CONTRACT CHANGE	$
	TOTAL CONTRACT
ORIGINAL CONTRACT AMOUNT:	$
CURRENT CONTRACT AMOUNT:	$
THIS CONTRACT CHANGE	
REVISED CONTRACT AMOUNT:	$
CURRENT CONTRACT COMPLETION DATE:	
TIME EXTENSION REQUIRED BY CHANGE:	
REVISED CONTRACT COMPLETION DATE:	

THIS DOCUMENT SHALL BE AN AMENDMENT TO THE CONTRACT AND ALL PROVISIONS OF THE CONTRACT WILL APPLY.

RECOMMENDED BY: _____ _____

ENGINEER DATE

NEEL-SCHAFFER, INC.

ACCEPTED BY: _____ _____

CONTRACTOR DATE

ACCEPTED BY: _____ _____

CITY OF HATTIESBURG DATE

City of Hattiesburg, MS

200 Forrest St.
P.O. Box 1898
Hattiesburg, MS 39401

Master

File Number: 2017-692

File ID:	2017-692	**Type:**	Regular Agenda Item	**Status:**	Removed
Version:	7	**Reference:**		**In Control:**	City Council
Requester:	Sharon Waits			**File Created:**	08/30/2017
Brief Title:	Authorize execution of contract for COMSWIP Sewer Improvements Phase V			**Final Action:**	09/19/2017
				Minute Book Number:	MB2017-403

Title:

Authorize Mayor to execute four (4) copies of contract with C.B. Developers for the COMSWIP Sewer Phase V Project.

Notes:			
		Agenda Date:	09/19/2017
Indexes:		**Agenda Number:**	V.-15
Sponsors:		**Enactment Date:**	
Attachments:	C B Developers Contract - COMSWIP Sewer Phase V Project, executed C B Developers Contract - COMSWIP Sewer Phase V Project	**Enactment Number:**	
Contact:		**Meeting Date:**	09/19/2017
Drafter:		**Effective Date:**	

History of Legislative File

Version:	Acting Body:	Date:	Action:	Sent To:	Due Date:	Return Date:	Result:
7		09/05/2017					
7	City Council	09/19/2017	Authorize				Pass

Action Text: A MOTION was made by Council Member George and seconded by Council Member Brown to Authorize Mayor to execute four (4) copies of contract with C.B. Developers for the COMSWIP Sewer Phase V Project.

There being no discussion, the Motion received the affirmative vote of the Council as follows:

Yeas: 3 - George, Carroll and Brown

Nays: 0

Abstain: 1 - Delgado

Recused: 1 - Dryden

Council Vice President Dryden returned to the room following the vote.

Yea:	3	Council Member George
		Council President Carroll
		Council Member Brown
Abstain:	1	Council Member Delgado
Recuse:	1	Council Vice President Dryden

Text of Legislative File 2017-692

Title

Authorize Mayor to execute four (4) copies of contract with C.B. Developers for the COMSWIP Sewer Phase V Project.

Summary

Authorize execution of contract for COMSWIP Sewer Phase V Project.

SPECIFICATIONS AND CONTRACT DOCUMENTS

FOR

COMPREHENSIVE SEWER IMPROVEMENTS
PHASE V
DOGWOOD DRIVE, RICHBURG ROAD, CORRINE STREET, EMERALD LANE, DUKE AVENUE, PECAN GROVE DRIVE, MEADOWBROOK DRIVE, SPRINGHILL DRIVE, OAK FORREST DRIVE, RHODES DRIVE AND, J. ED TURNER DRIVE

FOR THE

CITY OF HATTIESBURG
FORREST & LAMAR COUNTIES
MISSISSIPPI

JANUARY 2017

sdw
Engineering Progress

KYLE D. WAITS
ENGINEER
12693
2-8-17
STATE OF MISSISSIPPI

PREPARED BY:

SHOWS, DEARMAN & WAITS, INC.
CONSULTING ENGINEERS
301 SECOND AVENUE
HATTIESBURG, MISSISSIPPI
(601) 544-1821

ADDENDUM No. 4
to the
CONTRACT DOCUMENTS and SPECIFICATIONS
for the
COMPREHENSIVE SEWER IMPROVEMENTS
PHASE V

CITY of HATTIESBURG

The following attached modifications are to be made to the specifications and contract documents for the above captioned project:

CHANGE No. 1 - The project shall be modified to eliminate Site No. 4 and Site No. 5. The enclosed proposal shall replace the proposal included in the specifications.

CHANGE No. 2 - All ductile iron fittings and pipe shall be lined with Protecto 401

CHANGE No. 3 - P-trap between lift station and valve pit shall be constructed with schedule 40 PVC pipe and fittings.

CHANGE No. 4 - All disturbed areas located at the lift station site shall be seeded and fertilized per the plans and specifications. Also, an Excelsior blanket shall be installed on these areas.

Excelsior Blanket
Technical Specifications

Recommended Slope: 3:1
Recommended Flow: 6 fps (2.1 m/s)
Netting: Photodegradable Polypropylene Plastic
Matrix: 100% Excelsior Wood Fiber, 0.73 lbs/yd2

SHOWS, DEARMAN & WAITS, INC.

by: _____
Kyle Wallace, P.E.

KYLE D. WALLACE REGISTERED PROFESSIONAL ENGINEER 12693 STATE OF MISSISSIPPI

Dated this 12 day of May, 2017.

CITY OF HATTIESBURG

by: _____
Kermas Eaton, City Clerk

The receipt of this Addendum shall be indicated by signature on the line below.
A signed copy of the Addendum shall accompany the Bid Proposal.

Contractor: C.B. DEVELOPERS, INC.

Signature: _____

Title: Project Manager

Proposal

Comprehensive Sewer Improvements - Phase V

City of Hattiesburg

	Site 1: Dogwood Drive Area	Subtotal	537,754.81
	Site 2-3: Corrine Street, Emerald Lane & Duke Avenue	Subtotal	539,485.69
		Total:	1,077,240.50

The City of Hattiesburg reserves the right to award any site or combination of sites. No site will be considered as a base bid. Contractors should price each site as independent of other sites. The contract shall include tracer wire system as outlined in the specifications for all gravity, force main and sewer services. Cost shall be included in the project.

Site No. 2-3 shall be completed prior to Site No. 1 (if both sites are awarded)

Proposal

Site 1 - Dogwood Drive Area

Item	Description	Unit	Quantity	Unit Price	Extension
	Sewer Pipe Items				
1	4" 160 PSI PVC Sanitary Sewer Force Main (All Depths)	Lin. Ft.	1,000	7.84	7840.00
2	8" SDR 26 PVC Sewer Pipe (0'-6')	Lin. Ft.	1,098	24.16	26527.68
3	8" SDR 26 PVC Sewer Pipe (6'-8')	Lin. Ft.	601	26.56	15962.56
4	8" SDR 26 PVC Sewer Pipe (8'-10')	Lin. Ft.	123	38.55	4741.65
5	8" SDR 26 PVC Sewer Pipe (10'-12')	Lin. Ft.	101	43.34	4377.34
6	8" SDR 26 PVC Sewer Pipe (12'-14')	Lin. Ft.	135	48.14	6498.90
7	Air Release and Vacuum Valve Assembly (Including Precast Concrete Manhole)	Each	1	4189.24	4189.24
	Manhole Items				
8	48" Precast Concrete Sewer Manhole (0'-6')	Each	3	2689.82	8069.46
9	48" Precast Concrete Sewer Manhole (6'-8')	Each	8	3176.78	25414.24
10	48" Precast Concrete Sewer Manhole (8'-10')	Each	1	3658.87	3658.87
11	48" Precast Concrete Sewer Manhole (10'-12')	Each	1	4190.30 ML	4190.30 ML
12	48" Precast Concrete Sewer Manhole (12'-14')	Each	1	4382.73	4382.73
	Sewer Service Items				
13	6" SDR 26 PVC Sewer Pipe for Services (All Depths)	Lin. Ft.	942	10.60	9985.20
14	8"x8"x6" PVC Tee	Each	8	323.75	2590.00
15	6" PVC Cleanout	Each	8	359.74	2877.92

	Lift Station Items				
16	Lift Station Incl Clearing and Grubbing, Borrow Material, Crushed Aggregate, Concrete Wet Well , Pumps, Electrical, Disconnect, Valve Pit, Guages, Service Pole, Meter Box, Lifting Chain or Cable, Gude Rail Assembly, Chain Link Fencing, Etc.	LS	1	207,236.80	207,236.80
	Miscellaneous Construction Items				
17	Abandonment of Septic Tanks	Each	7	359.68	2517.76
18	Drop Manhole Assembly (All Depths)	Each	3	869.23	2607.69
19	Water Service Repair (Including Service Tubing, Fittings, Corp Stop, Curb Stop, Tapping Saddle, Etc)	Each	4	599.95	2399.80
20	Crushed Aggregate (Size 825)	Ton	612	44.96	27515.52
21	Select Fill Material (Class 9, Group C), LVM	Cu. Yd.	2,495	10.79	26921.05
22	Hot Mix Asphalt, ST, 9.5mm	Tons	208	167.85	34912.80
23	Concrete Pavement Repair (All Depths)	Sq. Yd.	57	59.95	3417.15
24	Removal of Cross Drains (All Types and Sizes)	Lin. Ft.	16	11.99	191.84
25	30" Reinforced Concrete Pipe, Class III, Rubber Gaskets	Lin. Ft.	16	95.92	1534.72
26	Class "B" Concrete, Minor Structures	Cu. Yd.	5	2353.82	11769.10
27	Grassing	Lump Sum	1	3896.56	3896.56
28	Erosion Control	Lump Sum	1	6594.17	6594.17
29	Mobilization	Lump Sum	1	44960.26	44960.26
30	Maintenance of Traffic	Lump Sum	1	29973.50	29973.50
		Subtotal (Site 1):			537,754.81 ML

Proposal

Site 2-3 - Corrine Street, Emerald Lane & Duke Avenue

Item	Description	Unit	Quantity	Unit Price	Extension
	Sewer Pipe Items				
1	8" SDR 26 PVC Sewer Pipe (6'-8')	Lin. Ft.	243	24.46	5943.78
2	8" SDR 26 PVC Sewer Pipe (8'-10')	Lin. Ft.	635	26.56	16865.60
3	8" SDR 26 PVC Sewer Pipe (10'-12')	Lin. Ft.	125	28.95	3618.75
4	8" SDR 26 PVC Sewer Pipe (12'-14')	Lin. Ft.	137	31.35	4294.95
5	8" SDR 26 PVC Sewer Pipe (14'-16')	Lin. Ft.	102	36.15	3687.30
6	8" SDR 26 PVC Sewer Pipe (16'-18')	Lin. Ft.	187	40.94	7655.78
7	8" SDR 11 HDPE Sewer Service Bore	Lin. Ft.	275	59.47	16354.25
8	15" SDR 26 PVC Sewer Pipe (6'-8')	Lin. Ft.	733	38.50	28220.50
9	15" SDR 26 PVC Sewer Pipe (8'-10')	Lin. Ft.	336	43.29	14545.44
10	15" SDR 26 PVC Sewer Pipe (10'-12')	Lin. Ft.	225	48.09	10820.25
11	24" Steel Casing (Bored)	Lin. Ft.	60	213.46	12807.60
	Manhole Items				
12	48" Precast Concrete Sewer Manhole (8'-10')	Each	3	3179.29	9537.87
13	48" Precast Concrete Sewer Manhole (12'-14')	Each	1	3663.36	3663.36
14	48" Precast Concrete Sewer Manhole (14'-16')	Each	1	4675.87	4675.87
15	60" Precast Concrete Sewer Manhole (6'-8')	Each	3	4615.92	13847.76
16	60" Precast Concrete Sewer Manhole (10'-12')	Each	2	4991.79	9983.58
17	Drop Manhole Assembly (All Depths)	Each	3	869.23	2607.69
18	Demolition and Removal of Existing Sewer Manhole	Each	8	1498.68	11989.44
	Sewer Service Items				
19	6" SDR 26 PVC Sewer Pipe for Services (All Depths)	Lin. Ft.	270	10.56	2851.20
20	8"x8"x6" PVC Tee	Each	3	323.75	971.25
21	Service Connection (Insert a Tee)	Each	6	585.08	3510.48
22	6" PVC Cleanout	Each	9	370.47	3334.23

	Miscellaneous Construction Items				
23	Water Service Repair (Including Service Tubing, Fittings, Corp Stop, Curb Stop, Tapping Saddle, Etc)	Each	8	669.01	5352.08
24	Crushed Aggregate (Size 825)	Ton	1,387	44.96	62359.52
25	Select Fill Material (Class 9, Group C), LVM	Cu. Yd.	8,090	11.39	92145.10
26	Hot Mix Asphalt, ST, 9.5mm	Tons	530	167.85	88960.50
27	Concrete Pavement Repair (All Depths)	Sq. Yd.	25	59.95	1498.75
28	Removal of Cross Drains (All Types and Sizes)	Lin. Ft.	180	11.99	2158.20
29	12" Reinforced Concrete Pipe, Class III, Rubber Gaskets	Lin. Ft.	24	39.57	949.68
30	18" Reinforced Concrete Pipe, Class III, Rubber Gaskets	Lin. Ft.	64	43.16	2762.24
31	21" Reinforced Concrete Pipe, Class III, Rubber Gaskets	Lin. Ft.	40	52.75	2110.00
32	24" Reinforced Concrete Pipe, Class III, Rubber Gaskets	Lin. Ft.	48	70.74	3395.52
33	Class "B" Concrete, Minor Structures	Cu. Yd.	1	2381.10	2381.10
34	Grassing	Lump Sum	1	3896.56	3896.56
35	Erosion Control	Lump Sum	1	7793.11	7793.11
36	Mobilization	Lump Sum	1	41962.90	41962.90
37	Maintenance of Traffic	Lump Sum	1	29973.50	29973.50
				Subtotal (Site 2-3):	539,485.69

ADDENDUM No. 3
to the
CONTRACT DOCUMENTS and SPECIFICATIONS
for the
COMPREHENSIVE SEWER IMPROVEMENTS
PHASE V

CITY of HATTIESBURG

The following attached modifications are to be made to the specifications and contract documents for the above captioned project:

CHANGE No. 1 - The bid date of the project is changed to May 18, 2017. Bid time, location, etc shall remain unchanged.

SHOWS, DEARMAN & WAITS, INC.

by: _____
Kyle Wallace, P.E.

Dated this 8th day of May, 2017.

CITY OF HATTIESBURG

by: _____
Kermas Eaton, City Clerk

The receipt of this Addendum shall be indicated by signature on the line below.
A signed copy of the Addendum shall accompany the Bid Proposal.

Contractor: C. B. DEVELOPERS, INC.

Signature: _____

Title: Project Manager

ADDENDUM No. 2
to the
CONTRACT DOCUMENTS and SPECIFICATIONS
for the
COMPREHENSIVE SEWER IMPROVEMENTS
PHASE V

CITY of HATTIESBURG

The following attached modifications are to be made to the specifications and contract documents for the above captioned project:

CHANGE No. 1 - The bid date of the project is changed to May 11, 2017. Bid time, location, etc shall remain unchanged.

SHOWS, DEARMAN & WAITS, INC.

by: _____
Kyle Wallace, P.E.

Dated this 1st day of May, 2017.

CITY OF HATTIESBURG

by: _____
Kermas Eaton, City Clerk

The receipt of this Addendum shall be indicated by signature on the line below.
A signed copy of the Addendum shall accompany the Bid Proposal.

Contractor: C.B. DEVELOPERS, INC.

Signature: _____

Title: Project Manager

ADDENDUM No. 1
to the
CONTRACT DOCUMENTS and SPECIFICATIONS
for the
COMPREHENSIVE SEWER IMPROVEMENTS
PHASE V

CITY of HATTIESBURG

The following attached modifications are to be made to the specifications and contract documents for the above captioned project:

CHANGE No. 1 - The bid date of the project is changed to May 4, 2017. Bid time, location, etc shall remain unchanged.

SHOWS, DEARMAN & WAITS, INC.

by: _____
Kyle Wallace, P.E.

Dated this 30th day of March, 2017.

CITY OF HATTIESBURG

by: _____
Kermas Eaton, City Clerk

The receipt of this Addendum shall be indicated by signature on the line below.
A signed copy of the Addendum shall accompany the Bid Proposal.

Contractor: C. B. DEVELOPERS, INC.

Signature: _____

Title: Project Manager

SPECIFICATIONS AND CONTRACT DOCUMENTS

FOR

COMPREHENSIVE SEWER IMPROVEMENTS
PHASE V
DOGWOOD DRIVE, RICHBURG ROAD, CORRINE STREET, EMERALD LANE, DUKE AVENUE, PECAN GROVE DRIVE, MEADOWBROOK DRIVE, SPRINGHILL DRIVE, OAK FORREST DRIVE, RHODES DRIVE AND, J. ED TURNER DRIVE

FOR THE

CITY OF HATTIESBURG
FORREST & LAMAR COUNTIES
MISSISSIPPI

JANUARY 2017

Engineering Progress

PREPARED BY:

SHOWS, DEARMAN & WAITS, INC.
CONSULTING ENGINEERS
301 SECOND AVENUE
HATTIESBURG, MISSISSIPPI
(601) 544-1821

INDEX

ADVERTISEMENT FOR BIDS	1
INFORMATION FOR BIDDERS	2 - 4
PROPOSAL FORM	5
PROPOSAL	6 - 14
BID BOND	15 – 16
CONTRACT AGREEMENT	17- 19
PAYMENT & PERFORMANCE BOND	20- 21
NOTICE OF AWARD	22
NOTICE TO PROCEED	23
GENERAL CONDITIONS	GC-1 - GC-36
MEASUREMENT AND PAYMENT	MP-1 - MP-4
TECHNICAL SPECIFICATIONS	TS-1- TS-114

Sanitary Sewerage Systems
Standard Specifications for Lining Ductile Iron Pipe for Sewer Service
Manholes
Restoration of Roads, Driveways, Fences, Lawns & Other Grassed Areas
Concrete
Seeding and Sodding
Specification for Connection to Mainline Pipe (Insert-A-Tee)
Sewage Pumping Station
Dogwood Drive Pump Station
Grouted Riprap
Water Systems

ADVERTISEMENT FOR BIDS:

NOTICE is hereby given that the City Clerk of the City of Hattiesburg, Mississippi, will receive sealed bids until **10:00 a.m.** on **April 6, 2017** in the City Clerk's Office in the City Hall of said City for furnishing the City's requirements for the following:

COMPREHENSIVE SEWER IMPROVEMENTS
PHASE V
HATTIESBURG, MISSISSIPPI

Plans, Specifications and proposal forms may be obtained from Shows, Dearman & Waits, Inc., P. O. Box 1711, 301 Second Avenue, Hattiesburg, Mississippi, 39403, upon deposit of $150.00, non-refundable. All bids must be accompanied by bid security equal to 5% of the amount of the bid, in the form of a certified check, cashier's check or a bid bond written by a company properly licensed in Mississippi.

Each BID must be received in a sealed envelope which is marked in the lower left-hand corner EXACTLY as follows:

BID:

COMPREHENSIVE SEWER IMPROVEMENTS
PHASE V
HATTIESBURG, MISSISSIPPI

No bid may be withdrawn for a period of sixty (60) days. The lowest and best proposal received will be accepted, subject to the provisions of Section 31-7-13 of the Mississippi Code of 1972, Annotated and Amended, and other applicable State law; but the Council reserves the right to reject any or all proposals received and to waive informalities.

PUBLISHED by Order of the Council on the 21 day of February A.D., 2017.

CITY OF HATTIESBURG, MISSISSIPPI

BY:_____
Kermas Eaton, City Clerk

Publish on March 2, 2017 and March 9, 2017
City of Hattiesburg
Return PROOF to City Clerk's Office
PO Box 1898
Hattiesburg, MS 39403-1898

INFORMATION FOR BIDDERS

BIDS will be received by CITY OF HATTIESBURG, MISSISSIPPI herein called the "OWNER", at City Hall until **10:00 a.m.** on **April 6, 2017**, and then at said office publicly opened and read aloud.

Each BID must be submitted in sealed envelope, addressed to City of Hattiesburg . Each sealed envelope containing a BID must be plainly marked on the outside as BID for **COMPREHENSIVE SEWER IMPROVEMENTS - PHASE V** and the envelope should bear on the outside the BIDDER'S name, address, and license number if applicable, and the name of the project for which the bid is submitted. If forwarded by mail, the sealed addressed to the Owner at P. O. Box 1898, Hattiesburg, MS 39403

All BIDS must be made on the required BID form. All blank spaces for BID prices must be filled in, in ink or typewritten, and the BID form must be completed and executed when submitted. Only one copy of the BID form is required.

The OWNER may waive any informalities or minor defects or reject any and all BIDS. Any BID may be withdrawn prior to the above scheduled time for the opening of BIDS or authorized postponement thereof. Any BID received after the time and date specified shall not be considered. No BIDDER may withdraw a BID within 60 days after the actual date of the opening thereof. Should there be reasons why the contract cannot be awarded within the specified period, the time may be extended by mutual agreement between the OWNER and the BIDDER.

BIDDERS must satisfy themselves of the accuracy of the estimated quantities in the BID Schedule by examination of the site and a review of the drawings and specifications including ADDENDA. After BIDS have been submitted, the BIDDER shall not assert that there was a misunderstanding concerning the quantities of WORK or of the nature of the WORK to be done.

The OWNER shall provide to BIDDERS prior to BIDDING, all information which is pertinent to, and delineates and describes, the land owned and rights-of-way acquired or to be acquired.

The CONTRACT DOCUMENTS contain the provisions required for the construction of the PROJECT. Information obtained from an officer, agent, or employee of the OWNER or any other person shall not affect the risks or obligations assumed by the CONTRACTOR or relieve him from fulfilling any of the conditions of the contract.

Each BID must be accompanied by a BID BOND payable to the OWNER for five percent (5%) of the total amount of the BID. As soon as the BID prices have been compared, the OWNER will return the BONDS of all except the three lowest responsive, responsible BIDDERS. When the Agreement is executed the BONDS of the two remaining unsuccessful BIDDERS will be returned. The BID BOND of the successful BIDDER will be retained until the PAYMENT BOND and PERFORMANCE BOND have been executed and approved, after which it will be

returned. A certified check may be used in lieu of a BID BOND.

A PERFORMANCE BOND and a PAYMENT BOND, each in the amount of 100 percent (100%) of the CONTRACT PRICE, with a corporate surety approved by the OWNER, will be required for the faithful performance of the contract.

Attorneys-in-fact who sign BID BONDS or PAYMENT BONDS and PERFORMANCE BONDS must file with each BOND a certified and effective dates copy of their Power of Attorney.

The party to whom the contract is awarded will be required to execute the Agreement and obtain the PERFORMANCE BOND and PAYMENT BOND within ten (10) calendar days from the date when NOTICE OF AWARD shall be accompanied by the necessary Agreement and BOND forms. In case of failure of the BIDDER to execute the Agreement, the OWNER may consider the BIDDER in default, in which case the BID BOND accompanying the proposal shall become the property of the OWNER.

The OWNER within ten (10) days of receipt of acceptable PERFORMANCE BOND, PAYMENT BOND and Agreement signed by the party to whom the Agreement was awarded, shall sign the Agreement and return to such party an executed duplicate of the Agreement. Should the OWNER not execute the Agreement within such period, the BIDDER may by WRITTEN NOTICE withdraw the signed Agreement. Such notice of withdrawal shall be effective upon receipt of the notice by the OWNER.

The NOTICE TO PROCEED shall be issued within ten (10) days of the execution of the Agreement by the OWNER. Should there be reasons why the NOTICE TO PROCEED cannot be issued within such period, the time may be extended by mutual agreement between the OWNER and CONTRACTOR. If the NOTICE TO PROCEED has not been issued within the ten (10) day period or within the period mutually agreed upon, the CONTRACTOR may terminate the Agreement without further liability on the part of either party.

The OWNER may make such investigations as deemed necessary to determine the ability of the BIDDER to perform the WORK, and the BIDDER shall furnish to the OWNER all such information and data for this purpose as the OWNER may request. The OWNER reserves the right to reject any BID if the evidence submitted by, or investigation of, such BIDDER fails to satisfy the OWNER that such BIDDER is properly qualified to carry out the obligations of the Agreement and to complete the WORK contemplated therein.

A conditional or qualified BID will not be accepted.

Award will be made to the lowest responsible BIDDER.

All applicable Laws, ordinances, and the rules and regulations of all authorities having jurisdiction over construction of the PROJECT shall apply to the contract throughout.

Each BIDDER is responsible for inspecting the site and for reading and being thoroughly familiar with the CONTRACT DOCUMENTS. The failure or omission of any BIDDER to do any of the foregoing shall in no way relieve any BIDDER from any obligation in respect to his BID.

FURTHER, the BIDDER agrees to abide by the requirements under Executive Order No. 11246, as amended, including specifically the provisions of the equal opportunity clause set forth in the SUPPLEMENTAL GENERAL CONDITIONS.

The low BIDDER shall supply the names and addresses of major material SUPPLIERS and SUBCONTRACTORS when required to do so by the OWNER.

The ENGINEER is SHOWS, DEARMAN & WAITS, INC. The address of the ENGINEER is 301 2nd Avenue, Hattiesburg, Mississippi .

PROPOSAL FORM

I (we) agree to begin work within (10) calendar days after the issuance of Work Order, and to complete the work within 300 calendar days thereafter.

It is understood that the quantities of work listed for unit prices bid are approximate, and are intended to merely indicate the general scope of the various items entering into the complete work. It is further understood and agreed that the Owner may increase or decrease the quantities listed in the Proposal to an extent equivalent to 30% of the bid price (in dollars) and that no change in the unit prices proposed shall be occasioned thereby.

The undersigned further agrees that the unit and lump sum prices quoted include all items of work required or necessary for the accomplishment of the projected work and that these items include all work indicated on the Plans and Specifications for which no specific pay items have been established.

The undersigned understands the City of Hattiesburg to choose any Alternate Bid Package. The Contract shall be awarded to the low bidder in the Alternate selected by the Owner.

The undersigned certifies that the bid prices contained herein have been carefully checked and are submitted as correct and final.

If within thirty (30) days the scheduled closing time for receipt of bids, this Proposal is accepted, the undersigned will execute a formal contract within seven (7) days after official notification thereof, will deliver a surety bond for the faithful performance of this contract, and will complete the work within the time specified from the date of execution of the contract.

Respectfully Submitted,

C.B. Developers
Name of Firm or Bidder

By: [signature]

1716 EVELYN GANDY PARKWAY SUITE 40
ADDRESS HATTIESBURG, MS 39401

Proposal

Comprehensive Sewer Improvements - Phase V

City of Hattiesburg

	Site 1: Dogwood Drive Area	Subtotal	
	Site 2-3: Corrine Street, Emerald Lane & Duke Avenue	Subtotal	
	Site 4: Meadow Brook Drive Area	Subtotal	
	Site 5: J Ed Turner Drive	Subtotal	
		Total:	

The City of Hattiesburg reserves the right to award any site or combination of sites. No site will be considered as a base bid. Contractors should price each site as independent of other sites. The contract shall include tracer wire system as outlined in the specifications for all gravity, force main and sewer services. Cost shall be included in the project.

Proposal

Site 1 - Dogwood Drive Area

Item	Description	Unit	Quantity	Unit Price	Extension
	Sewer Pipe Items				
1	4" 160 PSI PVC Sanitary Sewer Force Main (All Depths)	Lin. Ft.	1,000		
2	8" SDR 26 PVC Sewer Pipe (0'-6')	Lin. Ft.	1,098		
3	8" SDR 26 PVC Sewer Pipe (6'-8')	Lin. Ft.	601		
4	8" SDR 26 PVC Sewer Pipe (8'-10')	Lin. Ft.	123		
5	8" SDR 26 PVC Sewer Pipe (10'-12')	Lin. Ft.	101		
6	8" SDR 26 PVC Sewer Pipe (12'-14')	Lin. Ft.	135		
7	Air Release and Vacuum Valve Assembly (Including Precast Concrete Manhole)	Each	1		
	Manhole Items				
8	48" Precast Concrete Sewer Manhole (0'-6')	Each	3		
9	48" Precast Concrete Sewer Manhole (6'-8')	Each	8		
10	48" Precast Concrete Sewer Manhole (8'-10')	Each	1		
11	48" Precast Concrete Sewer Manhole (10'-12')	Each	1		
12	48" Precast Concrete Sewer Manhole (12'-14')	Each	1		
	Sewer Service Items				
13	6" SDR 26 PVC Sewer Pipe for Services (All Depths)	Lin. Ft.	942		
14	8"x8"x6" PVC Tee	Each	8		
15	6" PVC Cleanout	Each	8		

	Lift Station Items				
16	Lift Station Incl Clearing and Grubbing, Borrow Material, Crushed Aggregate, Concrete Wet Well , Pumps, Electrical, Disconnect, Valve Pit, Guages, Service Pole, Meter Box, Lifting Chain or Cable, Gude Rail Assembly, Chain Link Fencing, Etc.	LS	1		
	Miscellaneous Construction Items				
17	Abandonment of Septic Tanks	Each	7		
18	Drop Manhole Assembly (All Depths)	Each	3		
19	Water Service Repair (Including Service Tubing, Fittings, Corp Stop, Curb Stop, Tapping Saddle, Etc)	Each	4		
20	Crushed Aggregate (Size 825)	Ton	612		
21	Select Fill Material (Class 9, Group C), LVM	Cu. Yd.	2,495		
22	Hot Mix Asphalt, ST, 9.5mm	Tons	208		
23	Concrete Pavement Repair (All Depths)	Sq. Yd.	57		
24	Removal of Cross Drains (All Types and Sizes)	Lin. Ft.	16		
25	30" Reinforced Concrete Pipe, Class III, Rubber Gaskets	Lin. Ft.	16		
26	Class "B" Concrete, Minor Structures	Cu. Yd.	5		
27	Grassing	Lump Sum	1		
28	Erosion Control	Lump Sum	1		
29	Mobilization	Lump Sum	1		
30	Maintenance of Traffic	Lump Sum	1		
		Subtotal (Site 1):			

Proposal

Site 2-3 - Corrine Street, Emerald Lane & Duke Avenue

Item	Description	Unit	Quantity	Unit Price	Extension
	Sewer Pipe Items				
1	8" SDR 26 PVC Sewer Pipe (6'-8')	Lin. Ft.	243		
2	8" SDR 26 PVC Sewer Pipe (8'-10')	Lin. Ft.	635		
3	8" SDR 26 PVC Sewer Pipe (10'-12')	Lin. Ft.	125		
4	8" SDR 26 PVC Sewer Pipe (12'-14')	Lin. Ft.	137		
5	8" SDR 26 PVC Sewer Pipe (14'-16')	Lin. Ft.	102		
6	8" SDR 26 PVC Sewer Pipe (16'-18')	Lin. Ft.	187		
7	8" SDR 11 HDPE Sewer Service Bore	Lin. Ft.	275		
8	15" SDR 26 PVC Sewer Pipe (6'-8')	Lin. Ft.	733		
9	15" SDR 26 PVC Sewer Pipe (8'-10')	Lin. Ft.	336		
10	15" SDR 26 PVC Sewer Pipe (10'-12')	Lin. Ft.	225		
11	24" Steel Casing (Bored)	Lin. Ft.	60		
	Manhole Items				
12	48" Precast Concrete Sewer Manhole (8'-10')	Each	3		
13	48" Precast Concrete Sewer Manhole (12'-14')	Each	1		
14	48" Precast Concrete Sewer Manhole (14'-16')	Each	1		
15	60" Precast Concrete Sewer Manhole (6'-8')	Each	3		
16	60" Precast Concrete Sewer Manhole (10'-12')	Each	2		
17	Drop Manhole Assembly (All Depths)	Each	3		
18	Demolition and Removal of Existing Sewer Manhole	Each	8		
	Sewer Service Items				
19	6" SDR 26 PVC Sewer Pipe for Services (All Depths)	Lin. Ft.	270		
20	8"x8"x6" PVC Tee	Each	3		
21	Service Connection (Insert a Tee)	Each	6		
22	6" PVC Cleanout	Each	9		

	Miscellaneous Construction Items				
23	Water Service Repair (Including Service Tubing, Fittings, Corp Stop, Curb Stop, Tapping Saddle, Etc)	Each	8		
24	Crushed Aggregate (Size 825)	Ton	1,387		
25	Select Fill Material (Class 9, Group C), LVM	Cu. Yd.	8,090		
26	Hot Mix Asphalt, ST, 9.5mm	Tons	530		
27	Concrete Pavement Repair (All Depths)	Sq. Yd.	25		
28	Removal of Cross Drains (All Types and Sizes)	Lin. Ft.	180		
29	12" Reinforced Concrete Pipe, Class III, Rubber Gaskets	Lin. Ft.	24		
30	18" Reinforced Concrete Pipe, Class III, Rubber Gaskets	Lin. Ft.	64		
31	21" Reinforced Concrete Pipe, Class III, Rubber Gaskets	Lin. Ft.	40		
32	24" Reinforced Concrete Pipe, Class III, Rubber Gaskets	Lin. Ft.	48		
33	Class "B" Concrete, Minor Structures	Cu. Yd.	1		
34	Grassing	Lump Sum	1		
35	Erosion Control	Lump Sum	1		
36	Mobilization	Lump Sum	1		
37	Maintenance of Traffic	Lump Sum	1		
		Subtotal (Site 2-3):			

Proposal

Site 4 - Meadow Brook Drive Area

Item	Description	Unit	Quantity	Unit Price	Extension
	Sewer Pipe Items				
1	8" SDR 26 PVC Sewer Pipe (0'-6')	Lin. Ft.	667		
2	8" SDR 26 PVC Sewer Pipe (6'-8')	Lin. Ft.	169		
3	8" SDR 26 PVC Sewer Pipe (8'-10')	Lin. Ft.	82		
4	10" SDR 26 PVC Sewer Pipe (10'-12')	Lin. Ft.	20		
5	12" SDR 26 PVC Sewer Pipe (10'-12')	Lin. Ft.	20		
6	12" SDR 26 PVC Sewer Pipe (12'-14')	Lin. Ft.	40		
7	15" SDR 26 PVC Sewer Pipe (10'-12')	Lin. Ft.	20		
8	18" PSI-115 PVC Sewer Pipe (0'-6')	Lin. Ft.	679		
9	18" PSI-115 PVC Sewer Pipe (6'-8')	Lin. Ft.	173		
10	18" PSI-115 PVC Sewer Pipe (8'-10')	Lin. Ft.	456		
11	18" PSI-115 PVC Sewer Pipe (10'-12')	Lin. Ft.	1,099		
12	18" PSI-115 PVC Sewer Pipe (12'-14')	Lin. Ft.	818		
13	18" PSI-115 PVC Sewer Pipe (14'-16')	Lin. Ft.	418		
14	18" PSI-115 PVC Sewer Pipe (16'-18')	Lin. Ft.	747		
15	18" PSI-115 PVC Sewer Pipe (18'-20')	Lin. Ft.	168		
16	18" PSI-115 PVC Sewer Pipe (20'-22')	Lin. Ft.	481		
17	24" Steel Casing (Open Cut)	Lin. Ft.	100		
18	Removal of Sewer Pipe Through Existing Box Culvert (Incl Patchwork)	Lin. Ft.	30		
	Manhole Items				
19	48" Precast Concrete Sewer Manhole (6'-8')	Each	1		
20	60" Precast Concrete Sewer Manhole (10'-12')	Each	6		
21	60" Precast Concrete Sewer Manhole (12'-14')	Each	2		
22	60" Precast Concrete Sewer Manhole (14'-16')	Each	3		
23	60" Precast Concrete Sewer Manhole (16'-18')	Each	2		
24	60" Precast Concrete Sewer Manhole (20'-22')	Each	2		
25	72" Precast Concrete Sewer Manhole (10'-12')	Each	1		
26	72" Precast Concrete Sewer Manhole (16'-18')	Each	1		
27	Demolition and Removal of Existing Sanitary Manholes (All Types)	Each	16		
28	Drop Manhole Assembly (All Depths)	Each	11		

Proposal

Site 4 - Meadow Brook Drive Area

Item	Description	Unit	Quantity	Unit Price	Extension
	Sewer Service Items				
29	6" SDR 26 PVC Sewer Pipe for Services (All Depths)	Lin. Ft.	1,770		
30	Service Connection (Insert a Tee)	Each	61		
31	6" PVC Cleanout	Each	61		
	Miscellaneous Construction Items				
32	Crushed Aggregate (Size 825)	Ton	1,793		
33	Select Fill Material (Class 9, Group C), LVM	Cu. Yd.	15,440		
34	Concrete Side Walk Repair (All Depths)	Sq. Yd.	43		
35	Concrete Pavement Repair (All Depths)	Sq. Yd.	642		
36	Hot Mix Asphalt, ST, 9.5mm	Tons	876		
37	Grouted Rip Rap, Size 200 w/ Geotextile Fabric	Sq. Yd.	206		
38	Remove and Reset Rip Rap w/ Geotextile Fabric and Grout	Sq. Yd.	20		
39	Removal of Existing Steel Casing	LF	42		
40	Remove and Replace Existing Wood Fence	LF	40		
41	Removal of Existing Side Drains	LF	502		
42	Removal of Cross Drains (All Types and Sizes)	Lin. Ft.	56		
43	10" Corrugated HDPE Pipe	Lin. Ft.	8		
44	12" Corrugated HDPE Pipe	Lin. Ft.	197		
45	18" Corrugated HDPE Pipe	Lin. Ft.	60		
46	12" Reinforced Concrete Pipe, Class III, Rubber Gaskets	Lin. Ft.	56		
47	30" Reinforced Concrete Pipe, Class III, Rubber Gaskets	Lin. Ft.	32		
48	Class "B" Concrete, Minor Structures	Cu. Yd.	5		
49	Clearing and Grubbing	Lump Sum	1		
50	Grassing	Lump Sum	1		
51	Erosion Control	Lump Sum	1		
52	Mobilization	Lump Sum	1		
53	Maintenance of Traffic	Lump Sum	1		
		Subtotal (Site 4):			

Proposal

Site 5 - J Ed Turner Drive

Item	Description	Unit	Quantity	Unit Price	Extension
	Sewer Pipe Items				
1	4" Sanitary Sewer Force Main	Lin. Ft.	20		
2	6" Sanitary Sewer Force Main	Lin. Ft.	30		
3	8" Ductile Iron Sewer Pipe (0'-6')	Lin. Ft.	387		
4	8" Ductile Iron Sewer Pipe (6'-8')	Lin. Ft.	13		
5	8" SDR 26 PVC Sewer Pipe (0'-6')	Lin. Ft.	670		
6	8" SDR 26 PVC Sewer Pipe (6'-8')	Lin. Ft.	416		
7	8" SDR 26 PVC Sewer Pipe (8'-10')	Lin. Ft.	107		
8	Concrete Encasement for Sewer Line (Per Plans)	Lin. Ft.	160		
	Manhole Items				
9	48" Precast Concrete Sewer Manhole (0'-6')	Each	1		
10	48" Precast Concrete Sewer Manhole (6'-8')	Each	3		
11	48" Doghouse Concrete Sewer Manhole (6'-8')	Each	1		
12	48" Flattop Precast Concrete Sewer Manhole (0'-6')	Each	1		
13	Demolition and Removal of Existing Sewer Manhole	Each	1		
	Sewer Service Items				
14	6" SDR 26 PVC Sewer Pipe for Services (All Depths)	Lin. Ft.	126		
15	8"x8"x6" PVC Tee	Each	4		
16	6" PVC Cleanout	Each	4		

	Miscellaneous Construction Items				
17	Water Service Repair (Icluding Service Tubing, Fittings, Corp Stop, Curb Stop, Tapping Saddle, Etc)		3		
18	Concrete Pavement Repair (All Depths)	Sq. Yd.	20		
19	Hot Mix Asphalt, ST, 9.5mm	Tons	10		
19	Clearing and Grubbing	Lump Sum	1		
21	Grassing	Lump Sum	1		
22	Erosion Control	Lump Sum	1		
23	Mobilization	Lump Sum	1		
24	Maintenance of Traffic	Lump Sum	1		
		Subtotal (Site 5):			

BID BOND

KNOW ALL MEN BY THESE PRESENTS, that we, the undersigned, C.B. Developers, Inc. as Principal, and Arch Insurance Company as Surety, are hereby held and firmly bound unto City of Hattiesburg as Owner, in the penal sum of Five Percent of Amount Bid DOLLARS (5%) for the payment of which, well and truly to be made, we hereby jointly and severally bind ourselves, successors and assigns. Signed, this 18th day of May, 2017. The condition of the above obligation is such that whereas the Principal has submitted to City of Hattiesburg a certain BID, attached hereto and hereby made a part hereof to enter into a contract in writing for the Comprehensive Sewer Improvements

NOW, THEREFORE,

(a) If said BID shall be rejected, or

(b) If said BID shall be accepted and the Principal shall execute and deliver a contract in the Form of Contract attached hereto (properly completed in accordance with said BID) and shall furnish a BOND for his faithful performance of said contract, and for the payment of all persons performing labor or furnishing materials in connection therewith, and shall in all other respects perform the agreement created by the acceptance of said BID.

Then this obligation, shall be void, otherwise the same shall remain in force and effect; it being expressly understood and agreed that the liability of the Surety for any and all claims hereunder shall, in no event, exceed the panel amount of this obligation as herein stated.

The Surety, for value received, hereby stipulates and agrees that the obligations of said Surety and its BOND shall be in no way be impaired or affected by an extension of the time within which the OWNER may accept such BID; and said Surety does hereby waive notice of any such extension.

IN WITNESS WHEREOF, the Principal and the Surety have hereunto set their hands and seals, and such of them as are corporations have caused their corporate seals to be hereto affixed and these presents to be signed by their proper offices, the day and year first set forth above.

C.B. Developers, Inc.

By: _____ (L.S.)

(Principal)

Arch Insurance Company

(Surety)

By: _____

Brody Eric Buckley Attorney-in-Fact

Resident MS Agent/Bottrell Insurance

IMPORTANT: Surety companies executing BONDS must appear on the Treasury Department's most current list (Circular 570 as amended) and be authorized to transact business in the state where the project is located.

BID BOND

KNOW ALL MEN BY THESE PRESENTS: that we, the undersigned, Principal, and _____as Surety, are hereby held and firmly bound unto _____ as Owner in the penal sum of for payment of which, well and truly made, we hereby jointly and severally bind ourselves, successors and assigns.

Signed, this _____ day of _____, 20__.

The Condition of the above obligation is such that whereas the Principal has submitted to a center BID, attached hereto and hereby made a part hereof to enter into a contract in writing, for the

COMPREHENSIVE SEWER IMPROVEMENTS
PHASE V

NOW, THEREFORE,

(a) If said BID shall be rejected, or

(b) If said BID shall be accepted and the Principal shall execute and deliver a contract in the Form of Contract attached hereto (properly completed in accordance with said BID) and shall furnish a BOND for his faithful performance of said contract, and for the payment of all persons performing labor or furnishing materials in connection therewith, and shall in all other respects perform the agreement created by the acceptance of said BID, then this obligation shall be void, otherwise the same shall remain in force and effect; it being expressly understood and agreed that the liability of the Surety for any and all claims hereunder shall, in no event, exceed the penal amount of this obligation as herein stated.

The Surety, for value received, hereby stipulates and agrees that the obligations of said Surety and its BOND shall be in no way impaired or affected by any extension of the time within which the OWNER may accept such BID; and said Surety does hereby waive notice of any such extension.

IN WITNESS WHEREOF, the Principal and the Surety have hereunto set their hands and seals, and such of them as are corporations have caused their corporate seals to be hereto affixed and these presents to be signed by their proper officers, the day and year set forth above.

_____ (L.S.)
PRINCIPAL

_____
SURETY

BY: _____

IMPORTANT: Surety companies executing BONDS must appear on the Treasure Department's most current line (Circular 570 as amended) and be authorized to transact business in the State where the project is located.

This Power of Attorney limits the acts of those named herein, and they have no authority to bind the Company except in the manner and to the extent herein stated. Not valid for Mortgage, Note, Loan, Letter of Credit, Bank Deposit, Currency Rate, Interest Rate or Residential Value Guarantees.

POWER OF ATTORNEY

Know All Persons By These Presents:

That the Arch Insurance Company, a corporation organized and existing under the laws of the State of Missouri, having its principal administrative office in Jersey City, New Jersey (hereinafter referred to as the "Company") does hereby appoint:

Brody Eric Buckley

its true and lawful Attorney(s)in-Fact, to make, execute, seal, and deliver from the date of issuance of this power for and on its behalf as surety, and as its act and deed:

Any and all bonds, undertakings, recognizances and other surety obligations.

Surety Bond Number: Bid Bond

Principal: C.B. Developers, Inc.

Obligee: City of Hattiesburg

This authority does not permit the same obligation to be split into two or more bonds in order to bring each such bond within the dollar limit of authority as set forth herein.

The execution of such bonds, undertakings, recognizances and other surety obligations in pursuance of these presents shall be as binding upon the said Company as fully and amply to all intents and purposes, as if the same had been duly executed and acknowledged by its regularly elected officers at its principal administrative office in Jersey City, New Jersey.

This Power of Attorney is executed by authority of resolutions adopted by unanimous consent of the Board of Directors of the Company on September 15, 2011, true and accurate copies of which are hereinafter set forth and are hereby certified to by the undersigned Secretary as being in full force and effect:

"VOTED, That the Chairman of the Board, the President, or the Executive Vice President, or any Senior Vice President, of the Surety Business Division, or their appointees designated in writing and filed with the Secretary, or the Secretary shall have the power and authority to appoint agents and attorneys-in-fact, and to authorize them subject to the limitations set forth in their respective powers of attorney, to execute on behalf of the Company, and attach the seal of the Company thereto, bonds, undertakings, recognizances and other surety obligations obligatory in the nature thereof, and any such officers of the Company may appoint agents for acceptance of process."

This Power of Attorney is signed, sealed and certified by facsimile under and by authority of the following resolution adopted by the unanimous consent of the Board of Directors of the Company on September 15, 2011:

VOTED, That the signature of the Chairman of the Board, the President, or the Executive Vice President, or any Senior Vice President, of the Surety Business Division, or their appointees designated in writing and filed with the Secretary, and the signature of the Secretary, the seal of the Company, and certifications by the Secretary, may be affixed by facsimile on any power of attorney or bond executed pursuant to the resolution adopted by the Board of Directors on September 15, 2011, and any such power so executed, sealed and certified with respect to any bond or undertaking to which it is attached, shall continue to be valid and binding upon the Company.

In Testimony Whereof, the Company has caused this instrument to be signed and its corporate seal to be affixed by their authorized officers, this 18th day of May, 2017.

Attested and Certified

Arch Insurance Company

Patrick K. Nails, Secretary

David M. Finkelstein, Executive Vice President

STATE OF PENNSYLVANIA SS

COUNTY OF PHILADELPHIA SS

I, Helen Szafran, a Notary Public, do hereby certify that Patrick K. Nails and David M. Finkelstein personally known to me to be the same persons whose names are respectively as Secretary and Executive Vice President of the Arch Insurance Company, a Corporation organized and existing under the laws of the State of Missouri, subscribed to the foregoing instrument, appeared before me this day in person and severally acknowledged that they being thereunto duly authorized signed, sealed with the corporate seal and delivered the said instrument as the free and voluntary act of said corporation and as their own free and voluntary acts for the uses and purposes therein set forth.

COMMONWEALTH OF PENNSYLVANIA
NOTARIAL SEAL
HELEN SZAFRAN, Notary Public
City of Philadelphia, Phila. County
My Commission Expires October 3, 2017

Helen Szafran, Notary Public
My commission expires 10/03/2017

CERTIFICATION

I, Patrick K. Nails, Secretary of the Arch Insurance Company, do hereby certify that the attached Power of Attorney dated May 18, 2017 on behalf of the person(s) as listed above is a true and correct copy and that the same has been in full force and effect since the date thereof and is in full force and effect on the date of this certificate; and I do further certify that the said David M. Finkelstein, who executed the Power of Attorney as Executive Vice President, was on the date of execution of the attached Power of Attorney the duly elected Executive Vice President of the Arch Insurance Company.

IN TESTIMONY WHEREOF, I have hereunto subscribed my name and affixed the corporate seal of the Arch Insurance Company on this 18th day of May, 2017.

Patrick K. Nails, Secretary

This Power of Attorney limits the acts of those named therein to the bonds and undertakings specifically named therein and they have no authority to bind the Company except in the manner and to the extent herein stated.

PLEASE SEND ALL CLAIM INQUIRIES R ELATING TO THIS BOND TO THE FOLLOWING ADDRESS:

Arch Insurance – Surety Division
3 Parkway, Suite 1500
Philadelphia, PA 19102

C. B. DEVELOPERS, INC.
938 OLD RIFLE RANGE RD.
PETAL, MS 39465

Ph. 601-582-1600
Ph 601-583-0005
Fax 601-583-0009

cbdevelopers.com

STATE OF MISSISSIPPI
FORREST COUNTY

RESOLUTION

BE IT RESOLVED THAT Mack Lister IS HEREBY AUTHORIZED, EMPOWERED AND DIRECTED TO EXECUTE FOR AND ON BEHALF OF C.B. Developers, Inc., a corporation, any and all bid and job specific documents including but not limited to price sheets, change orders, certification, addendum, contracts, agreements, and official letters .

C. B. DEVELOPERS, INC.

BY: SHERRY BRELAND
TITLE: PRESIDENT

C. B. DEVELOPERS, INC.

BY: CLIFF BRELAND
TITLE: VICE-PRESIDENT

I, Cliff Breland, as secretary of C. B. DEVELOPERS, INC. DO HEREBY CERTIFY THAT THE ABOVE RESOLUTION WAS DULY PROPOSED, ADOPTED, AND RESOLVED, DURING A SPECIAL MEETING OF C. B. DEVELOPERS, INC., A CORPORATION, ON THIS THE 18TH DAY OF June, 2012.

SECRETARY

CONTRACT AGREEMENT

THIS AGREEMENT, made and entered into this ____day of_____, 20___ by and between C. B. Developers, Inc. _____hereinafter called the CONTRACTOR, **CITY OF HATTIESBURG** ___hereinafter called the OWNER, Witnesseth that the Contractor and the OWNER, for the consideration hereafter named and agrees as follows.

ARTICLE 1: SCOPE OF WORK

The Contractor agrees to furnish all tools, labor, equipment, materials, and supplies required to be furnished, and perform all work required under and in accordance with the plans entitled

COMPREHENSIVE SEWER IMPROVEMENTS - PHASE V

which are on file at the office of the OWNER, and the Specifications, Proposals, General and Special Conditions, attached hereto and made a part hereof as fully as though copied herein, under the direct supervision and to the entire satisfaction of the OWNER and in accordance with the Laws of the State of Mississippi.

ARTICLE 2: THE CONTRACT SUM

It is further agreed and understood by and between the parties hereunto that the OWNER agrees to pay and the Contractor agrees to accept full and final compensation for all work done under this agreement, the lump sum amount adjusted for variation of quantities at the unit prices named in the Proposal, which is hereto attached, such payment to be made in lawful money of the United States, at the time and in the manner hereinafter set forth.

ARTICLE 3: TIME OF COMPLETION

The Contractor agrees, for the consideration above expressed, to begin and complete the work within the time specified in the Proposal. If the Contractor fails to complete the work in the time specified, he shall pay the OWNER as **liquidated damages**, ascertained and agreed, and not in the nature of a penalty, the sum of **$ 750.00** ___for each day delayed, which shall be deducted from the final amount to be paid under the contract; provided that the extension of time with the waiver of liquidation damages may be granted as provided for in the Specifications.

ARTICLE 4: PROGRESS PAYMENTS

The owner agrees to make progress payments during the construction as provided herein as follows:

The ENGINEER will on or before the tenth (10th) day of each month make an estimate of the value of the work done, based on contract prices.

The OWNER agrees to pay the CONTRACTOR 100% of the value of the work done each month, less ten percent (10%) retainage until final acceptance of the work has been made).

ARTICLE 5: ACCEPTANCE AND FINAL PAYMENT

Upon receipt of written notice that the work is ready for final acceptance and inspection, the Engineer shall promptly make such inspection, and when he finds the work acceptable under the contract, and the contract fully performed, he shall promptly issue a final certificate, over his own signature, stating that the work provided for in this Contract has been completed and is accepted by him under the terms and conditions thereof. Then, the entire balance shall be due the Contractor within thirty (60) days the date of said final acceptance.

Before issuance of final certificate, the Contractor shall submit evidence satisfactory to the ENGINEER that all payrolls, materials, bills, and other indebtedness connected with the work have been paid.

The making and acceptance of the final payment shall constitute a waiver of all claims by the OWNER, other than those arising from unsettled liens, from faulty work or materials appearing within one (1) year after payment, or claims previously made and still unsettled.

If, after the work has been substantially completed, full completion thereof is materially delayed through no fault of the Contractor, and the Engineer, so certifies, the OWNER shall, upon certificate of the Engineer and without terminating the Contract, make payment of the balance due for that portion of the work fully completed and accepted. Such payment shall be made under the terms and conditions governing final payment, except that it shall not constitute a waiver of claims.

ARTICLE 6: THE PERFORMANCE BOND

The Contractor agrees to furnish a bond, with an approved surety thereon guaranteeing the performance of this contract, in no less than one hundred percent (100%) of the amount of the Contract. Said Bond shall be conditioned on full and complete performance of the Contract, and for the payment of all labor and materials for a period of one (1) year after completion. The Surety on said Bond shall be a surety company of financial resources satisfactory to the OWNER and authorized to do business in the State of Mississippi.

ARTICLE 7 INSURANCE

The Contractor agrees to also carry Public Liability Insurance, Property Damage Insurance, and Workman's Compensation Insurance in amounts as required by the Specifications.

IN WITNESS WHEREOF, the parties hereto have executed this Agreement the day and year first written above.

OWNERS:

City of Hattiesburg

SEAL

BY

Title

ATTEST

CONTRACTOR

C.B. Developers, Inc.

SEAL

BY

Title Project MANAGER

ATTEST

Bond Number: SU 1145476

PAYMENT AND PERFORMANCE BOND

KNOW ALL MEN BY THESE PRESENTS: THAT WE, the Undersigned (hereinafter called the Principal), a corporation, partnership or individual duly unauthorized by law to do business as a construction contractor in the State of Mississippi, and of Arch Insurance Company (herein called the Surety), a corporation duly authorized to do a surety business under the laws of the State of Mississippi, are held and firmly bound unto the City of Hattiesburg, (hereinafter called the Obligee), a Mississippi Corporation existing under the laws of the State of Mississippi, in the penal sum of Dollars ($1,077,240.50) lawful money of the United States, for the payment of which well and truly to be made, the said Principal and the said Surety do hereby bind ourselves, our heirs, executors, administrators and assigns, jointly and severally, by these presents, as follows:

The Condition of this obligation is such that; whereas Principal by an instrument in writing attached hereto and bearing date of has agreed with said Obligee to do all work necessary and to furnish labor, materials, tools, supplies and services to construct **COMPREHENSIVE SEWER IMPROVEMENTS - PHASE V** as shown on Plans and specified thereby in the Specifications, Proposal and other Contract Documents hereto attached.

NOW THEREFORE, if said Principal shall well and truly in good, sufficient and workmanlike manner, and to the satisfaction of Obligee perform and complete the work required, and shall defend, indemnify and save harmless said Obligee against all damages, claims, demands, expense and charge of every kind (including claims of patent infringement) arising out of injury or damage to persons or property by reason or arising from any act, omission or neglect of said Principal, his agent, servants or employees with relation to said work; and shall pay all cost, charges, rentals and expenses for labor, material, supplies and equipment and deliver the said improvement to Obligee completed and ready for occupancy or operation, and free from all liens, encumbrances or claims for labor, material or otherwise; and shall pay all other expenses lawfully chargeable to Obligee by reason of any default or neglect of the said Principal in the relation of said agreement and said work, then this obligation shall be void, otherwise to remain in full force and effect.

PROVIDED FURTHER, that the said surety for value received hereby stipulates and agrees that no charge, extension of time, alteration or addition to the terms of the Contract, or the work to be performed thereunder, or the Specifications accompanying the same, shall in any way affect its obligation on this bond and does hereby waive notice of any change, extension of time, alteration or addition to the terms of the Contract, or to the work, or to the Specifications.

PROVIDED FURTHER, that if Principal, or his, or its subcontractor or subcontractors fail to duly pay for any labor, materials, team hire, sustenance provisions or any other supplies or

materials used or consumed by such Principal or his, their or its subcontractors in performance of the work contracted to be done, the Surety will pay the same in any amount not exceeding the sum specified in the bond, together with interest as provided by law.

IN WITNESS THEREOF: Said Principal and surety have hereunto set their hands and seals at this _____ day of _____, 20___.

(SEAL)

C.B. Developers, Inc.
PRINCIPAL

WITNESSES:

1716 Evelyn Gandy Parkway, Suite 40, Hattiesburg, MS 39401
ADDRESS

Name of person executing for Principal

Project MANAGER
Title

Arch Insurance Company
SURETY

WITNESSES:

Peggy Jackson

Wes Price

Harborside 3, 210 Hudson Street, Suite 300
Jersey City, NJ 07311-1107
ADDRESS

Name of person executing for Surety

Brody Eric Buckley/Attorney-in-Fact
Resident MS Agent/Bottrell Insurance
P.O. Box 1490
Jackson, MS 39215-1490

Witness

Title

This Power of Attorney limits the acts of those named herein, and they have no authority to bind the Company except in the manner and to the extent herein stated. Not valid for Mortgage, Note, Loan, Letter of Credit, Bank Deposit, Currency Rate, Interest Rate or Residential Value Guarantees.

POWER OF ATTORNEY

Know All Persons By These Presents:

That the Arch Insurance Company, a corporation organized and existing under the laws of the State of Missouri, having its principal administrative office in Jersey City, New Jersey (hereinafter referred to as the "Company") does hereby appoint:

Brody Eric Buckley

its true and lawful Attorney(s)in-Fact, to make, execute, seal, and deliver from the date of issuance of this power for and on its behalf as surety, and as its act and deed:

Any and all bonds, undertakings, recognizances and other surety obligations.

Surety Bond Number: SU 1145476

Principal: C.B. Developers, Inc.

Obligee: City of Hattiesburg

This authority does not permit the same obligation to be split into two or more bonds in order to bring each such bond within the dollar limit of authority as set forth herein.

The execution of such bonds, undertakings, recognizances and other surety obligations in pursuance of these presents shall be as binding upon the said Company as fully and amply to all intents and purposes, as if the same had been duly executed and acknowledged by its regularly elected officers at its principal administrative office in Jersey City, New Jersey.

This Power of Attorney is executed by authority of resolutions adopted by unanimous consent of the Board of Directors of the Company on September 15, 2011, true and accurate copies of which are hereinafter set forth and are hereby certified to by the undersigned Secretary as being in full force and effect:

"VOTED, That the Chairman of the Board, the President, or the Executive Vice President, or any Senior Vice President, of the Surety Business Division, or their appointees designated in writing and filed with the Secretary, or the Secretary shall have the power and authority to appoint agents and attorneys-in-fact, and to authorize them subject to the limitations set forth in their respective powers of attorney, to execute on behalf of the Company, and attach the seal of the Company thereto, bonds, undertakings, recognizances and other surety obligations obligatory in the nature thereof, and any such officers of the Company may appoint agents for acceptance of process."

This Power of Attorney is signed, sealed and certified by facsimile under and by authority of the following resolution adopted by the unanimous consent of the Board of Directors of the Company on September 15, 2011:

VOTED, That the signature of the Chairman of the Board, the President, or the Executive Vice President, or any Senior Vice President, of the Surety Business Division, or their appointees designated in writing and filed with the Secretary, and the signature of the Secretary, the seal of the Company, and certifications by the Secretary, may be affixed by facsimile on any power of attorney or bond executed pursuant to the resolution adopted by the Board of Directors on September 15, 2011, and any such power so executed, sealed and certified with respect to any bond or undertaking to which it is attached, shall continue to be valid and binding upon the Company.

In Testimony Whereof, the Company has caused this Instrument to be signed and its corporate seal to be affixed by their authorized officers, this _____ day of _____, 20____.

Attested and Certified

Arch Insurance Company

Patrick K. Nails, Secretary

David M. Finkelstein, Executive Vice President

STATE OF PENNSYLVANIA SS

COUNTY OF PHILADELPHIA SS

I, Helen Szafran, a Notary Public, do hereby certify that Patrick K. Nails and David M. Finkelstein personally known to me to be the same persons whose names are respectively as Secretary and Executive Vice President of the Arch Insurance Company, a Corporation organized and existing under the laws of the State of Missouri, subscribed to the foregoing instrument, appeared before me this day in person and severally acknowledged that they being thereunto duly authorized signed, sealed with the corporate seal and delivered the said instrument as the free and voluntary act of said corporation and as their own free and voluntary acts for the uses and purposes therein set forth.

COMMONWEALTH OF PENNSYLVANIA
NOTARIAL SEAL
HELEN SZAFRAN, Notary Public
City of Philadelphia, Phila. County
My Commission Expires October 3, 2017

Helen Szafran, Notary Public
My commission expires 10/03/2017

CERTIFICATION

I. Patrick K. Nails , Secretary of the Arch Insurance Company, do hereby certify that the attached Power of Attorney dated _____ on behalf of the person(s) as listed above is a true and correct copy and that the same has been in full force and effect since the date thereof and is in full force and effect on the date of this certificate; and I do further certify that the said David M. Finkelstein, who executed the Power of Attorney as Executive Vice President, was on the date of execution of the attached Power of Attorney the duly elected Executive Vice President of the Arch Insurance Company.

IN TESTIMONY WHEREOF, I have hereunto subscribed my name and affixed the corporate seal of the Arch Insurance Company on this _____day of _____, 20____.

Patrick K. Nails, Secretary

This Power of Attorney limits the acts of those named therein to the bonds and undertakings specifically named therein and they have no authority to bind the Company except in the manner and to the extent herein stated.

PLEASE SEND ALL CLAIM INQUIRIES R ELATING TO THIS BOND TO THE FOLLOWING ADDRESS:

Arch Insurance – Surety Division
3 Parkway, Suite 1500
Philadelphia, PA 19102

CBDEVEL-01 ACOOK

CERTIFICATE OF LIABILITY INSURANCE

DATE (MM/DD/YYYY) 08/14/2017

THIS CERTIFICATE IS ISSUED AS A MATTER OF INFORMATION ONLY AND CONFERS NO RIGHTS UPON THE CERTIFICATE HOLDER. THIS CERTIFICATE DOES NOT AFFIRMATIVELY OR NEGATIVELY AMEND, EXTEND OR ALTER THE COVERAGE AFFORDED BY THE POLICIES BELOW. THIS CERTIFICATE OF INSURANCE DOES NOT CONSTITUTE A CONTRACT BETWEEN THE ISSUING INSURER(S), AUTHORIZED REPRESENTATIVE OR PRODUCER, AND THE CERTIFICATE HOLDER.

IMPORTANT: If the certificate holder is an ADDITIONAL INSURED, the policy(ies) must have ADDITIONAL INSURED provisions or be endorsed. If SUBROGATION IS WAIVED, subject to the terms and conditions of the policy, certain policies may require an endorsement. A statement on this certificate does not confer rights to the certificate holder in lieu of such endorsement(s).

PRODUCER
Fisher Brown Bottrell Insurance, Inc.
P. O. Box 1490
Jackson, MS 39215

CONTACT NAME: Angie Cook, CIC, PIAM
PHONE (A/C, No, Ext): (601) 960-8244 FAX (A/C, No): (601) 208-3044
E-MAIL ADDRESS: acook@fbbins.com

INSURER(S) AFFORDING COVERAGE	NAIC #
INSURER A : Brierfield Insurance Company	10993
INSURER B : American Interstate Insurance	31895
INSURER C : Travelers Property Casualty Company of America	25674
INSURER D :	
INSURER E :	
INSURER F :	

INSURED
C B Developers, Inc.
1716 Evelyn Gandy Parkway, #40
Hattiesburg, MS 39401

COVERAGES CERTIFICATE NUMBER: REVISION NUMBER:

THIS IS TO CERTIFY THAT THE POLICIES OF INSURANCE LISTED BELOW HAVE BEEN ISSUED TO THE INSURED NAMED ABOVE FOR THE POLICY PERIOD INDICATED. NOTWITHSTANDING ANY REQUIREMENT, TERM OR CONDITION OF ANY CONTRACT OR OTHER DOCUMENT WITH RESPECT TO WHICH THIS CERTIFICATE MAY BE ISSUED OR MAY PERTAIN, THE INSURANCE AFFORDED BY THE POLICIES DESCRIBED HEREIN IS SUBJECT TO ALL THE TERMS, EXCLUSIONS AND CONDITIONS OF SUCH POLICIES. LIMITS SHOWN MAY HAVE BEEN REDUCED BY PAID CLAIMS.

INSR LTR	TYPE OF INSURANCE	ADDL INSD	SUBR WVD	POLICY NUMBER	POLICY EFF (MM/DD/YYYY)	POLICY EXP (MM/DD/YYYY)	LIMITS	
A	X COMMERCIAL GENERAL LIABILITY CLAIMS-MADE X OCCUR X PD Ded: $2,000 GEN'L AGGREGATE LIMIT APPLIES PER: POLICY X PRO-JECT X LOC OTHER:			GL0013568	05/17/2017	05/17/2018	EACH OCCURRENCE DAMAGE TO RENTED PREMISES (Ea occurrence) MED EXP (Any one person) PERSONAL & ADV INJURY GENERAL AGGREGATE PRODUCTS - COMP/OP AGG	$ 1,000,000 $ 100,000 $ 5,000 $ 1,000,000 $ 2,000,000 $ 2,000,000 $
A	AUTOMOBILE LIABILITY X ANY AUTO OWNED AUTOS ONLY SCHEDULED AUTOS HIRED AUTOS ONLY NON-OWNED AUTOS ONLY			CA10001384101	05/17/2017	05/17/2018	COMBINED SINGLE LIMIT (Ea accident) BODILY INJURY (Per person) BODILY INJURY (Per accident) PROPERTY DAMAGE (Per accident)	$ 1,000,000 $ $ $ $
A	X UMBRELLA LIAB X OCCUR EXCESS LIAB CLAIMS-MADE DED X RETENTION $ 10,000			UMB0014332	05/17/2017	05/17/2018	EACH OCCURRENCE AGGREGATE Prod/Co Ops Agg	$ 5,000,000 $ 5,000,000 $ 5,000,000
B	WORKERS COMPENSATION AND EMPLOYERS' LIABILITY ANY PROPRIETOR/PARTNER/EXECUTIVE OFFICER/MEMBER EXCLUDED? (Mandatory in NH) Y/N If yes, describe under DESCRIPTION OF OPERATIONS below	N/A		AVWCMS2562322017	01/01/2017	01/01/2018	X PER STATUTE OTH-ER E.L. EACH ACCIDENT E.L. DISEASE - EA EMPLOYEE E.L. DISEASE - POLICY LIMIT	$ 1,000,000 $ 1,000,000 $ 1,000,000
A	Leased/Rented Equip			CM0006842	05/17/2017	05/17/2018	Ded See Below	260,000
C	Installation Floater			6603222R85A	09/10/2016	09/10/2017	Ded: $5,000	4,000,000

DESCRIPTION OF OPERATIONS / LOCATIONS / VEHICLES (ACORD 101, Additional Remarks Schedule, may be attached if more space is required)
The above referenced general liability, automobile liability & Umbrella liability policies contain blanket additional insured wording where required by written contract. General Liability includes ongoing & completed operations & is on a primary/non-contributory basis where required by written contract. General Liability, Automobile Liability & Workers Compensation policies contain blanket waiver of subrogation wording when required by written contract. Additional Insured Status applies as per forms attached to the policy & available for review upon request: GL (CGL084 10/13 & CGL088 10/13) AUTO (CAU058 01/15) UMB (CU0001 12/07) All coverage is subject to policy terms, conditions and exclusions.

REFERENCE ONLY:
SEE ATTACHED ACORD 101

CERTIFICATE HOLDER

City of Hattiesburg
P.O. Box 1898
Hattiesburg, MS 39403-1898

CANCELLATION

SHOULD ANY OF THE ABOVE DESCRIBED POLICIES BE CANCELLED BEFORE THE EXPIRATION DATE THEREOF, NOTICE WILL BE DELIVERED IN ACCORDANCE WITH THE POLICY PROVISIONS.

AUTHORIZED REPRESENTATIVE

© 1988-2015 ACORD CORPORATION. All rights reserved.
The ACORD name and logo are registered marks of ACORD

AGENCY CUSTOMER ID: CBDEVEL-01 ACOOK

LOC #: 1

ADDITIONAL REMARKS SCHEDULE

AGENCY		NAMED INSURED
Fisher Brown Bottrell Insurance, Inc.		C B Developers, Inc. 1716 Evelyn Gandy Parkway, #40 Hattiesburg, MS 39401
POLICY NUMBER SEE PAGE 1		
CARRIER SEE PAGE 1	NAIC CODE SEE P 1	EFFECTIVE DATE: SEE PAGE 1

ADDITIONAL REMARKS

THIS ADDITIONAL REMARKS FORM IS A SCHEDULE TO ACORD FORM,

FORM NUMBER: ACORD 25 FORM TITLE: Certificate of Liability Insurance

Description of Operations/Locations/Vehicles:
Project: Comprehensive Water Improvements - Phase II, Palmers Crossing and Irene Chapel
Project: Comprehensive Sewer Improvements - Phase V
Project: Comprehensive Water Improvements Phase IV Miscellaneous Connections
Project: Water Line Extension along Old Highway 98 East and W. L. Runnels Industrial Drive
Project: Comprehensive Water Improvements Phase I,
Project: 592 Program Sewer Rehabilitation, Contract No. 3, City of Hattiesburg, MS Contract amount $1,996,351.79
Project: Water System Extension on Veteran's Memorial Blvd. and South 28th Ave $1,361,828.84

© 2008 ACORD CORPORATION. All rights reserved.
The ACORD name and logo are registered marks of ACORD

NOTICE OF AWARD

TO: C.B Developers, Inc.
1716 Evelyn Gandy Pkwy
Hattiesburg, MS 39401

Project: **COMPREHENSIVE SEWER IMPROVEMENTS - PHASE V**

The OWNER has considered the BID submitted by you for the above described WORK in response to its Advertisement for Bids dated March 2, 2017, and Information for Bidders.

You are hereby notified that your BID has been accepted for items in the amount of $ 1,077,240.50.

You are required by the Information for Bidders to execute the Agreement and furnish the required CONTRACTOR'S Performance BOND, Payment BOND, and certificates of insurance within ten (10) calendar days from the date of this Notice to you.

If you fail to execute said Agreement and to furnish said BONDS within (10) days from the date of this Notice, said OWNER will be entitled to consider all your rights arising out of the OWNER's acceptance of your BID as abandoned and as a forfeiture of your BID BOND. The OWNER will be entitled to such other rights as may be granted by law.

You are required to return an acknowledged copy of this NOTICE OF AWARD to the OWNER.

Dated this _____ day of _____, 20___.

City of Hattiesburg
OWNER

By: _____
Title: Mayor

ACCEPTANCE OF NOTICE

Receipt of the above NOTICE OF AWARD is hereby acknowledged by
This the _____ day of _____, 20___

Title: Project Manager

Signature: _____

NOTICE TO PROCEED

TO: C.B. Developers, Inc.
1716 Evelyn Gandy Pkwy
Hattiesburg, MS 39401

DATE:_____

Project: COMPREHENSIVE SEWER IMPROVEMENTS - PHASE V

You are hereby notified to commence WORK in accordance with the Agreement dated _____, 20__ on or before _____, 20__, and you are to complete the WORK within 300 consecutive calendar days thereafter. The date of completion of all WORK is therefore _____, 20__.

CITY OF HATTIESBURG
OWNER

BY:_____

TITLE: Mayor

ACCEPTANCE OF NOTICE

Receipt of the above NOTICE TO PROCEED is hereby acknowledged by

_____this the __ day of _____, 20___.

Title: Project Manager

Signature:_____

GENERAL CONDITIONS

ARTICLE 1 - DEFINITIONS

Wherever used in these General Conditions or in the other Contract Documents, the following terms shall have the meaning indicated which shall be applicable to both the singular and plural thereof.

ACCEPTANCE: By the OWNER of the Work as being fully complete in accordance with the Contract Documents.

AGREEMENT: The written agreement between the OWNER and the CONTRACTOR covering the Work to be performed: the Contract Documents are attached to and made a part of the Agreement. Also designated as the Contract.

ADDENDA: Written or graphic instruments issued prior to the execution of the Agreement which modify or interpret the Contract Documents, Drawings and Specifications, by addition, deletions, clarifications or corrections.

APPLICATION FOR PAYMENT: The form furnished by the ENGINEER which is to be used by the CONTRACTOR in requesting progress payments and an affidavit of the CONTRACTOR that progress payments theretofore received from the OWNER on account of the WORK have been applied by the CONTRACTOR to discharge in full all of the CONTRACTOR'S obligations stated in prior Applications for Payment.

APPROVAL: Accept as satisfactory.

BID: The offer or proposal of the Bidder submitted on the prescribed form setting forth the prices for the Work to be performed.

BIDDER: Any person, firm or corporation submitting a Bid for the Work.

BONDS: Bid, performance and payment bonds and other instruments of security furnished by the CONTRACTOR and his surety in accordance with the Contract Documents and in accordance with the law of the place of the project.

CHANGE ORDER: A written order to the CONTRACTOR signed by the OWNER authorizing an addition, deletion or revision in the Work, or an adjustment in the Contract Price or the Contract Time issued after execution of the Agreement.

CONTRACT DOCUMENTS: The Agreement, Addenda, Instructions to Bidders, CONTRACTOR'S BID, the Bonds, the Notice of Award, these General Conditions, the Supplementary conditions, Special Conditions, Technical Conditions, the Specifications, Drawings and Modifications, and Notice to Proceed.

CONTRACT PRICE: The total moneys payable to the CONTRACTOR under the Contract Documents.

CONTRACT TIME: The number of calendar days stated in the Agreement for the completion of the Work.

CONTRACTING OFFICER: The owner (Grantee)- The individual who is authorized to sign the contract documents on behalf of the owner's governing body.

CONTRACTOR: The person, firm or corporation with whom the OWNER has executed the Agreement.

DAY: A calendar day of twenty-four hours measured from midnight to the next midnight.

DRAWINGS: The drawings which show the character and scope of the Work to be performed and which have been prepared or approved by the ENGINEER and are referred to in the Contract Documents.

ENGINEER: The person, firm or corporation named as such in the Contract Documents.

FIELD ORDER: A written order issued by the ENGINEER which clarifies or interprets the Contract Documents in accordance with Paragraph 9.3 or orders minor changes in the Work in accordance with paragraph 10.2.

MODIFICATION: (a) A written amendment of the Contract Documents signed by both parties, (b) a Change Order (c) a written clarification or interpretation issued by the ENGINEER in accordance with paragraph 9.3 or (d) a written order for a minor change or alteration in the Work issued by the ENGINEER pursuant to paragraph 10.2. A modification may only be issued after execution of the Agreement.

NOTICE OF AWARD: The written notice by OWNER to the apparent successful Bidder stating that upon compliance with the conditions precedent to be fulfilled by him within the time specified, OWNER will execute and deliver the Agreement to him.

NOTICE TO PROCEED: A written notice given by OWNER to CONTRACTOR (with a copy to ENGINEER) fixing the date on which the Contract Time will commence to run and on which CONTRACTOR shall start to perform his obligations under the Contract Documents.

OWNER: A public body or authority, corporation, association, partnership, or individual for whom the Work is to be performed.

PROJECT: The entire construction to be performed as provided in the Contract Documents.

CONSTRUCTION OBSERVER
RESIDENT INSPECTOR
CONSTRUCTION INSPECTOR
PROJECT REPRESENTATIVE: An authorized representative of the ENGINEER assigned to

observe the Work performed and materials furnished by the CONTRACTOR or such other person as may be appointed by the OWNER as his representative. The CONTRACTOR shall be notified in writing of the identity of this representative.

SHOP DRAWINGS: All drawings, diagrams, illustrations, brochures, schedules and other data which are prepared by the CONTRACTOR, a Subcontractor, manufacturer, supplier or distributor and which illustrate the equipment, material or some portion of the Work and as required by the Contract Documents.

SAMPLES: Physical examples which illustrate materials, equipment or workmanship and establish standards by which the Work will be judged.

SPECIFICATIONS: Those portions of the Contract Documents consisting of written technical descriptions of materials, equipment, construction systems, standards and workmanship as applied to the Work.

SUBCONTRACTOR: An individual, firm or corporation having a direct contract with CONTRACTOR or with any other Subcontractor for the performance of a part of the Work at the site.

SUBSTANTIAL COMPLETION: The stage in construction when a project can be utilized for the purposes for which it was intended. At substantial completion, minor items and items that are seasonally restricted need not be completed, but the items that affect operational integrity and function of the facility must be capable of continuous use.

SUPPLEMENTARY GENERAL CONDITIONS: Federal Conditions in effect at time of submission of Bid.

SUPPLIER: Any person or organization who supplies materials or equipment for the Work, including that fabricated to a special design, but who does not perform labor at the site.

SPECIAL CONDITIONS: When included as a part of the Contract Documents, Special Conditions refer only to the Work under this Contract.

SURETY: The corporate body which is bound with the CONTRACTOR and which engages to be responsible for the CONTRACTOR and his acceptable performance of the Work.

WORK: Any and all obligations, duties and responsibilities necessary to the successful completion of the Project assigned to or undertaken by CONTRACTOR under the Contract Documents,
including all labor, materials, equipment and other incidentals, and the furnishing thereof.

WRITTEN NOTICE: The term "Notice" as used herein shall mean and include all written notices, demands, instructions, claims, approvals, and disapprovals required to obtain compliance with Contract requirements. Written notice shall be deemed to have been duly served if delivered in person to the individual or to a member of the firm or to an officer of the corporation for whom it is intended, or to an authorized representative of such individual, firm or corporation, or if delivered at or sent by registered mail to the last business address known to him who gives the

notice. Unless otherwise stated in writing, any notice to or demand upon the OWNER under this Contract shall be delivered to the OWNER through the ENGINEER.

ARTICLE 2 - PRELIMINARY MATTERS:

AWARD:

2.1 The award of the Contract, if it is awarded, will be to the lowest responsible, responsive Bidder. No Notice of Award will be given until the OWNER has concluded such investigations as he deems necessary to establish the responsibility, qualifications, and financial ability of the Bidders to do the Work in accordance with the Contract Documents to the satisfaction of the OWNER within the time prescribed. The OWNER reserves the right to reject the BID of any Bidder who does not pass such investigation to the OWNER'S satisfaction. In analyzing Bids, the OWNER may take into consideration alternates and unit prices, if requested by the Bid Form. If the Contract is awarded, the OWNER will issue the NOTICE of AWARD and give the successful Bidder a contract for execution within sixty (60) days after the opening of Bids.

EXECUTION OF AGREEMENT:

2.2 At least three counterparts of the Agreement and such other Contract Documents will be executed and delivered by CONTRACTOR to the OWNER within 10 working days or 15 calendar days of receipt from the OWNER.

FORFEITURE OF BID SECURITY:

2.3 Failure of the successful Bidder to execute and deliver the Agreement and deliver the required Bonds as stipulated in paragraph 2.2 shall be just cause for the OWNER to annul the Notice of Award and declare the Bid and any security therefore forfeited.

CONTRACTOR'S PRE-START REPRESENTATIONS:

2.4 CONTRACTOR represents that he has familiarized himself with, and assumes full responsibility for having familiarized himself with, the nature and extent of the Contract Documents, Work, Locality, and local conditions and will obey all federal, state, and local laws, ordinances, rules and regulations that may in any manner affect performance of the Work, and represents that he has correlated his study and observations with the requirements of the Contract Documents. CONTRACTOR also represents that he has studied all surveys and investigation reports of subsurface and latent physical conditions referred to in the Specifications and made such additional surveys and investigations as he deems necessary for the performance of the Work at the Contract Price in accordance with the requirements of the Contract Documents and that he has correlated the results of all such data with the requirements of the Contract Documents.

COMMENCEMENT OF CONTRACT TIME:

2.5 The Contract Time will commence to run no less than the 15 days after receipt by the CONTRACTOR of the Notice to Proceed.

STARTING THE PROJECT:

2.6 CONTRACTOR shall start to perform his obligations under the Contract Documents on the date when the Contract Time commences to run. No Work shall be done at the site prior to the date on which the Contract Time commences to run, except with the written consent of the OWNER.

BEFORE STARTING CONSTRUCTION:

2.7 Before undertaking each part of the Work, CONTRACTOR shall carefully study and compare the Contract Documents and check and verify pertinent figures shown thereon and all applicable field measurements. He shall at once report in writing to ENGINEER any conflict, error or discrepancy which he may discover; however, he shall be liable to OWNER or ENGINEER for his failure to discover any conflict, error or discrepancy in the Drawings or Specifications.

SCHEDULE OF COMPLETION:

2.8 Within ten (10) days after delivery of the Notice to Proceed by OWNER to CONTRACTOR, CONTRACTOR shall submit to ENGINEER an estimated progress schedule with earnings indicating the starting and completion dates of the various stages of the Work, and a preliminary schedule of Shop Drawing submissions. See paragraphs 6.22 through 6.26. The ENGINEER shall review and return this schedule or require revisions thereto within 14 days of its submittal. If there is more than one CONTRACTOR involved in a project, the responsibility for coordinating the Work of all CONTRACTORS shall be as provided in the Special Conditions.

2.9 Within twenty (20) days after delivery of the executed agreement by OWNER to CONTRACTOR , but before starting the Work at the site, a preconstruction conference will be held to review the above schedules, to establish procedures for handling shop drawings and other submissions and for processing Applications for Payment, and to establish a working understanding between the parties as to the project. Present at the conference will be the OWNER or his representative, ENGINEER, Resident Project Representatives, CONTRACTOR and his Superintendent.

QUALIFICATION OF SUBCONTRACTORS MATERIALMEN AND SUPPLIERS:

2.10 Within ten (10) working days after bid opening, the CONTRACTOR will (if required) submit to the OWNER and the ENGINEER for acceptance a list of the names of Subcontractors and such other persons and organizations (including those who are to furnish principal items of material or equipment) proposed for those portions of the Work as to which the identity of the Subcontractors and other person and organizations must be submitted as specified in the Contract Documents. Within thirty (30) working days after receiving the list, the ENGINEER will notify the CONTRACTOR in writing if either the OWNER or the ENGINEER, after due investigation, has reasonable objection to any Subcontractor, person or organization on such list. The failure of the OWNER or the ENGINEER to make objection to any Subcontractor, person or organization on the list within thirty days of receipt shall constitute an acceptance of such Subcontractor, person or organization. Acceptance of any such Subcontractor, person or organization shall not constitute a waiver of any right of the OWNER or the ENGINEER to reject defective Work, material or equipment, or Work, material or equipment not in conformance with the requirements of the

Contract Documents.

ARTICLE 3 - CORRELATION, INTERPRETATION AND INTENT OF CONTRACT DOCUMENTS:

3.1 It is the intent of the Specifications and Drawings to describe a complete Project to be constructed in accordance with the Contract Documents. The Contract Documents comprise the entire Agreement between the OWNER and the CONTRACTOR. They may be altered only by a Modification.

3.2 The Contract Documents are complementary; what is called for by one is as binding as if called for by all. If CONTRACTOR finds a conflict, error or discrepancy in the Contract Documents, he shall call it to the ENGINEER'S attention in writing at once and before proceeding with the Work affected thereby; however, he shall not be liable to OWNER or ENGINEER for his failure to discover any conflict, error or discrepancy in the Specifications or Drawings. The various Contract Documents shall be given precedence, in case of conflict, error or discrepancy, as follows: Agreement Modifications, Addenda, Special Conditions, Instructions to Bidders, General Conditions, Technical Specifications and Drawings.

3.3 The words "furnish, "furnish and install", "install", and "provide" or words with similar meaning shall be interpreted, unless otherwise specifically stated, to mean "furnish and install complete in place and ready for service.

3.4 Miscellaneous items and accessories which are not specifically mentioned, but which are essential to produce a complete and properly operating installation, or usable structure or plant providing the indicated function,shall be furnished and installed without change in the Contract Price. Such miscellaneous items and accessories shall be of the same quality standards including material, style, finish, strength, class, weight and other applicable characteristics, as specified for the major component of which the miscellaneous item or accessory is an essential part, and shall be approved by the ENGINEER before installation. The above requirement is not intended to include major components not covered by or inferable from the Drawings and Specifications.

3.5 The Work of all trades under this Contract shall be coordinated by the CONTRACTOR in such a manner as to obtain the best workmanship possible for the entire Project, and all components of Work shall be installed or erected in accordance with the best practices of the particular trade.

3.6 Manufacturer's literature, when referenced, shall be dated and numbered and is intended to establish the minimum requirements acceptable. Whenever reference is given to codes or standard specifications or other data published by regulating agencies or accepted organizations, including but not limited to National Electrical Code, applicable State Building Code, Federal Specifications, ASTM Specifications, various institute specifications, and the like, it shall be understood that such reference is to the latest edition including addenda in effect on the date of Bid.

3.7 Brand names where used in the Technical Sepcifications, are intended to denote the standard of quality required for the particular material or product. The use of a brand name item is to set a standard of quality and is not intended to restrict the Contractor from offering an equal item from other source(s) of supply. The term "equal" or "equivalent" when used in connection

with brand names, shall be interpreted to mean a material or product that is similar and equal in type, quality, size, capacity, composition, finish, color and other applicable characteristics to the material or product specified by trade name, and that is for the same use and capable of performing the same function, in the opinion of the ENGINEER, as the material or product so specified. Proposed equivalent items must be approved by ENGINEER before they are purchased or incorporated in the Work.

ARTICLE 4 - AVAILABILITY OF LANDS; SUBSURFACE CONDITIONS; REFERENCE POINTS:

Availability of Lands

4.1 The OWNER will furnish, as indicated in Contract Documents the lands upon which the Work is to be done, rights-of-way for access thereto, and such other lands which are designated for use of the CONTRACTOR. Easements for permanent structures or permanent changes in existing facilities will be obtained and paid for by the OWNER, unless otherwise specified in the Contract Documents. Other access to such lands or rights-of-way for the CONTRACTOR'S convenience shall be the responsibility of the CONTRACTOR. The CONTRACTOR will provide for all additional lands and access thereto that may be required for temporary construction facilities or storage of materials and equipment.

4.2 The OWNER will, upon request, furnish to the BIDDERS copies of all available boundary surveys.

Subsurface Conditions:

4.3 The CONTRACTOR acknowledges that he has investigated prior to bidding and satisfied himself as to the conditions affecting the Work, including but not restricted to those bearing upon transportation, disposal, handling and storage of materials, availability of labor, water, electric power, roads and uncertainties of weather, river stages, tides, water tables or similar physical conditions at the site, the conformation and conditions of the grounds, the character of equipment and facilities needed preliminary to and during prosecution of the Work. The CONTRACTOR further acknowledges that he has satisfied himself as to the character, quality and quantity of surface and subsurface materials or obstacles to be encountered insofar as this information is reasonably ascertainable from an inspection of the site, including all exploratory work done on behalf of the OWNER on the site or any contiguous site, as well as from information presented by the Drawings and Specifications made a part of this Contract, or any other information made available to him prior to receipt of Bids. Any failure by the CONTRACTOR to acquaint himself with the available information will not relieve him from responsibility for estimating properly the difficulty or cost of successfully performing the Work. The OWNER assumes no responsibility for any conclusions or interpretations made by the CONTRACTOR on the basis of the information made available by the OWNER.

Differing Site Conditions

4.4 (a) The CONTRACTOR shall promptly, and before such conditions are disturbed, notify the OWNER in writing of: (1) subsurface or latent physical conditions at the site differing materially from those indicated in this contract, or (2) unknown physical conditions at the site, of an unusual

nature, differing materially from those ordinarily encountered and generally recognized as inherent in work of the character provided for in this contract. The OWNER shall promptly investigate the conditions, and if he finds that such conditions do materially so differ and cause an increase or decrease in the Contractor's cost of, or the time required for, performance of any part of the work under this contract, whether or not changed as a result of such conditions, an equitable adjustment shall be made and the contract modified in writing accordingly.

(b) No claim of the CONTRACTOR under this clause shall be allowed unless the CONTRACTOR has given the notice required in (a) above.

(c) No claim by the CONTRACTOR for an equitable adjustment hereunder shall be allowed if asserted after final payment under this contract.

ARTICLE 5 - BONDS AND INSURANCE:

Performance and Payment Bonds:

5.1 The contractor's attention is directed to the Information For Bidders.

Contractor's Liability Insurance:

5.2 The CONTRACTOR shall provide the OWNER with insurance certificates certifying that all required insurance is in force; and such insurance certificates shall include provisions that the insurance shall not be canceled, allowed to expire or be materially changed without giving the OWNER advance notice by registered mail.

5.3 The CONTRACTOR agrees that if any part of the Work under the contract is sublet, he will require the Subcontractor(s) to carry insurance as required, and that he will require the Subcontractor(s) to furnish to him insurance certificates similar to those required by the OWNER in 5.1 above.

5.4 The CONTRACTOR agrees to add ENGINEER to insurance policy as additional insured.

Owner's Liability Insurance

5.4 The OWNER will be responsible for purchasing and maintaining his own liability insurance and, at his option, may purchase and maintain such insurance as will protect him against claims which may arise from operations under the Contract Documents.

Fire and Extended Coverage Insurance (Builders' Risk):

5.5 The CONTRACTOR shall maintain, as applicable, in an Insurance Company or Insurance Companies acceptable to the OWNER, Fire, Extended Coverage and Vandalism & Malicious Mischief Insurance on buildings and structures, while in the course of construction, including foundations, additions, attachments and all permanent fixtures belonging to and constituting a part of said buildings or structures. The policy or policies shall also cover machinery, if the cost of machinery is included in the Contract. The amount of insurance must at all times be at least equal to the actual cash value of the insured property. The policy shall be in the name of the

OWNER and the CONTRACTOR, as their interests may appear, and shall also cover the interests of all Subcontractors performing work.

5.6 The CONTRACTOR shall provide the OWNER with satisfactory evidence certifying that the foregoing insurance is in force; and such evidence shall include provisions that the insurance shall not be canceled, allowed to expire or be materially changed without giving the OWNER advance notice by registered mail.

Cancellation and Re-Insurance:

5.7 If any insurance should be canceled or changed by the insurance company or should any insurance expire during the period of this Contract, the CONTRACTOR shall be responsible for securing other acceptable insurance to provide the coverage specified in this section to maintain continuous coverage during the life of this Contract.

ARTICLE 6 - CONTRACTOR'S RESPONSIBILITIES:

Supervision and Superintendence:

6.1 The CONTRACTOR will supervise and direct the Work. He will be solely responsible for the means, methods, techniques, sequences and procedures of construction. The CONTRACTOR will employ and maintain on the Work a qualified supervisor or superintendent who shall have been designated in writing by the CONTRACTOR as the CONTRACTOR'S representative at the site. The supervisor shall have full authority to act on behalf of the CONTRACTOR and all communications given to the supervisor shall be as binding as if given to the CONTRACTOR. The supervisor shall be present on the site at all times as required to perform adequate supervision and coordination of the Work. (Copies of written communications given to the Superintendent shall be mailed to the Contractor's home or office.)

Labor, Materials and Equipment:

6.2 The CONTRACTOR will provide competent, suitably qualified personnel to survey and lay out the Work and perform construction as required by the Contract Documents. He will at all times maintain good discipline and order at the site.

6.3 The CONTRACTOR will furnish all materials, equipment, labor, transportation, construction equipment and machinery, tools, appliances, fuel, power, light, heat, local telephone, water and sanitary facilities and all other facilities and incidentals necessary for the execution, testing, initial operation and completion of the Work.

6.4 All materials and equipment will be new, except as otherwise provided in the Contract Documents. When special makes or grades of material which are normally packaged by the supplier or manufacturer are specified or approved, such materials shall be delivered to the site in their original packages or container with seals unbroken and labels intact.

6.5 All materials and equipment shall be applied, installed, connected, erected, used, cleaned and conditioned in accordance with the instructions of the applicable manufacturer, fabricator or processors, except as otherwise provided in the Contract Documents.

Materials, Equipment, Products and Substitutions:

6.6 Materials, equipment and products incorporated in the Work must be approved for use before being purchased by the CONTRACTOR. The CONTRACTOR shall submit to the ENGINEER a list of proposed materials, equipment or products, together with such samples as may be necessary for him to determine their acceptability and obtain his approval, within ninety (90) calendar days after award of Contract. No request for payment for "or equal" equipment will be approved until this list has been received and approved by the ENGINEER.

6.6.1 Whenever a material, article or piece of equipment is identified on the drawings or Specifications by reference to brand names or catalogue number, it shall be understood that this is referenced for the purpose of defining the performance or other salient requirements and that other products of equal capacities, quality and function shall be considered. The CONTRACTOR may recommend the substitution of a material, article, or piece of equipment of equal substance and function for those referred to in the Contract Documents by reference to brand names or catalog number, and if, in the opinion of the ENGINEER, such material, article, or piece of equipment is of equal substance and function to that specified, the ENGINEER may approve its substitution and use by the CONTRACTOR. Incidental charges or extra component parts required to accommodate the substitute will be made by the CONTRACTOR without a change in the Contract Price, or Contract Time.

6.6.2 No substitute shall be ordered or installed without the written approval of the ENGINEER who shall be the judge of equality.

6.6.3 Delay caused by obtaining approvals for substitute materials will not be considered justifiable grounds for an extension of construction time.

6.6.4 Should any work or materials, equipment or products not conform with requirements of the Drawings and Specifications or become damaged during the process of the Work, such Work or materials shall be removed and replaced, together with any work disarranged by such alterations, at any time before completion and acceptance of the Project. All such work shall be done at the expense of the CONTRACTOR. (See paragraph 7.10)

6.6.5 No materials or supplies for the Work shall be purchased by the CONTRACTOR or by any Subcontractor subject to any chattel mortgage or under a conditional sale or other agreement by which an interest is retained by the Seller. The CONTRACTOR warrants that he has good title to all materials and supplies used by him in the Work.

Concerning Subcontractors:

6.7 The CONTRACTOR will not employ any Subcontractor, other person or organization of the types referred to in paragraph 2.10 (whether initially or as a substitute) against whom the OWNER or the ENGINEER may have reasonable objection, not will the CONTRACTOR be required to employ any Subcontractor against whom he has reasonable objection. The CONTRACTOR will not make any substitution for any Subcontractor who has been accepted by the OWNER and the ENGINEER, unless the ENGINEER determines that there is good cause for doing so.

6.8 The CONTRACTOR shall be fully responsible for all acts and omissions of his Subcontractors and of persons and organizations directly or indirectly employed by them and of persons and organizations for whose acts any of them may be liable to the same extent that he is responsible for the acts and omissions of persons directly employed by him. Nothing in the Contract Documents shall create any contractual relationship between OWNER or ENGINEER and any Subcontractor or other person or organization having a direct contract with CONTRACTOR, nor shall it create any obligation on the part of OWNER or ENGINEER to pay or to see to the payment of any moneys due any Subcontractor or other person or organization, except as may otherwise be required by law. OWNER or ENGINEER may furnish to any Subcontractor or other person or organization, to the extent practicable, evidence of amounts paid to CONTRACTOR on account of specific Work done in accordance with the schedule of values.

6.9 The divisions and sections of the Specifications and the identifications of any drawings shall not control the CONTRACTOR in dividing the work among Subcontractors or delineating the Work to be performed by any specific trade.

6.10 The CONTRACTOR agrees to bind specifically every Subcontractor to the applicable terms and conditions of the Contract Documents for the benefit of the OWNER.

6.11 All Work performed for the CONTRACTOR by a Subcontractor shall be pursuant to an appropriate agreement between the CONTRACTOR and the Subcontractor.

6.12 The CONTRACTOR shall be responsible for the coordination of the trades, Subcontractors and material men engaged upon his Work.

6.12.1 The CONTRACTOR shall cause appropriate provisions to be inserted in all subcontracts relative to the Work to bind Subcontractors to the CONTRACTOR by the terms of these General Conditions and other Contract Documents insofar as applicable to the Work of Subcontractors, and to give the CONTRACTOR the same power as regards terminating any subcontract that the OWNER may exercise over the CONTRACTOR under any provisions of the Contract Documents.

6.12.2 The OWNER or ENGINEER will not undertake to settle any differences between the CONTRACTOR and his Subcontractors or between Subcontractors.

6.12.3 If in the opinion of the ENGINEER, any Subcontractor on the project proves to be incompetent or otherwise unsatisfactory, he shall be replaced if and when directed in writing.

Patent Fees and Royalties:

6.13 The CONTRACTOR will pay all license fees and royalties and assume all costs incident to the use of any invention, design, process or device which is the subject of patent rights or copyrights held by others. He will indemnify and hold harmless the OWNER and ENGINEER and anyone directly or indirectly employed by either of them from and against all claims, damages, losses, and expenses (including attorneys' fees) arising out of any infringement of such rights during or after completion of the Work, and shall defend all such claims in connection with any alleged infringement of such rights.

6.14 The CONTRACTOR shall be responsible for determining the application of patent rights and royalties on materials, appliances, articles or systems prior to bidding. However, he shall not be responsible for such determination on systems which do not involve purchase by him of materials, appliances, and articles.

Permits:

6.15 The CONTRACTOR will secure and pay for all construction permits and licenses and will pay all governmental charges and inspection fees necessary for the prosecution of the Work, which are applicable at the time of his Bid. When such charges are normally made by the OWNER, there will be no charges to the CONTRACTOR. The OWNER shall assist the CONTRACTOR, when necessary, in obtaining such permits and licenses. The CONTRACTOR will also pay all public utility charges.

Laws and Regulations:

6.16 The CONTRACTOR will give all notices and comply with all laws, ordinances, rules and regulations applicable to the Work. If the CONTRACTOR observes that the Specifications or Drawings are at variance therewith, he will give the ENGINEER prompt written notice thereof, and any necessary changes shall be adjusted by an appropriate Modification. If the CONTRACTOR performs any Work knowing it to be contrary to such laws, ordinances, rules and regulations, and without such notice to the ENGINEER, he will bear all costs arising therefrom; however, it shall not be his primary responsibility to make certain that the Drawings and Specifications are in accordance with such laws, ordinances, rules and regulations.

Taxes:

6.17 Cost of all sales and other taxes for which the CONTRACTOR is liable under the Contract shall be included in the Contract Price stated by the CONTRACTOR.

Record Drawings:

6.18 The CONTRACTOR will keep one record copy of all Specifications, Drawings, Addenda, Modifications, and Shop Drawings at the site in good order and annotated to show all changes made during the construction process. These shall be available to the Engineer and shall be delivered to him for the OWNER upon completion of the Project. It shall be used for this purpose only.

Safety and Protection:

6.19 The CONTRACTOR will be responsible for initiating, maintaining and supervising all safety precautions and programs in connection with the Work. He will take all necessary precautions for the safety of, and will provide the necessary protection to prevent damage, injury or loss to:

6.19.1 All employees on the work and other persons who may be affected thereby.

6.19.2 All the Work and all materials or equipment to be incorporated therein, whether in storage on or off the site.

6.19.3 Other property at the site or adjacent thereto, including trees, shrubs, lawns, walks, pavements, roadways, structures and utilities not designated for removal, relocation or replacement in the course of construction.

6.20 The CONTRACTOR will designate a responsible member of his organization at the site whose duty shall be the prevention of accidents. This person shall be the CONTRACTOR'S superintendent unless otherwise designated in writing by the CONTRACTOR to the OWNER.

Emergencies:

6.21 In emergencies affecting the safety of persons or the Work or property at the site or adjacent thereto, the CONTRACTOR, without special instruction or authorization from the ENGINEER or OWNER, is obligated to act, at his discretion, to prevent threatened damage, injury or loss. He will give the ENGINEER prompt written notice of any significant changes in the Work or deviations from the Contract Documents caused thereby, and a Change Order shall thereupon be issued covering the changes and deviations involved. If the CONTRACTOR believes that additional work done by him in an emergency which arose from causes beyond his control entitles him to an increase in the Contract Price or an extension of the Contract Time, he may make a claim therefore as provided in Articles 11 and 12.

Shop Drawing and Samples:

6.22 After checking and verifying all field measurements, the CONTRACTOR will submit to the ENGINEER for review, in accordance with the accepted schedule of Shop Drawing submissions (see paragraph 2.9) copies (or at the ENGINEER'S option, one reproducible copy) of all Shop Drawings, which shall have been checked by and stamped with the approval of the CONTRACTOR. The data shown on the Shop Drawings will be complete with respect to dimensions, design criteria, materials of construction and the like to enable the ENGINEER to review the information as required.

6.23 The CONTRACTOR will also submit to the ENGINEER for review, with such promptness as to cause no delay in Work, all samples required by the Contract Documents. All samples will have been checked by and stamped with the approval of the CONTRACTOR, identified clearly as to material, manufacturer, any pertinent catalog numbers and the use for which intended.

6.24 At the time of each submission, the CONTRACTOR will in writing call the ENGINEER'S attention to any deviations that the Shop Drawings or sample may have from the requirements of the Contract Documents.

6.25 The ENGINEER will review with reasonable promptness Shop Drawings and samples, but his review shall be only for conformance with the design concept of the Project and for compliance with the information given in the Contract Documents. The review of a separate item as such will not indicate review of the assembly in which the item functions. The CONTRACTOR will make any corrections required by the ENGINEER and will return the required number of corrected copies of Shop Drawings and resubmit new samples until the review is satisfactory to the

ENGINEER. The CONTRACTOR shall direct specific attention in writing or on resubmitted Shop Drawings to revisions other than the corrections called for by the ENGINEER on previous submissions. The CONTRACTOR'S stamp of approval on any Shop Drawings or sample shall constitute a representative to the OWNER and the ENGINEER that the CONTRACTOR has either determined and verified all quantities, dimensions, field construction criteria, materials, catalogue numbers and similar data or he assumes full responsibility for doing so, and that he has reviewed or coordinated each Shop Drawings or sample with the requirements of the Work and the Contract Documents.

6.26 No Work requiring a Shop Drawing or sample submission shall be commenced until the submission has been reviewed by the ENGINEER. A copy of each Shop Drawing and each approved sample shall be kept in good order by the CONTRACTOR at the site and shall be available to the ENGINEER.

6.27 The ENGINEER'S review of Shop Drawings or samples shall not relieve the CONTRACTOR from his responsibility for any deviations from the requirements of the Contract Documents unless the CONTRACTOR has in writing called the ENGINEER'S attention to such deviation at the time

of submission and the ENGINEER has given written approval to the specific deviation, nor shall any review by the ENGINEER relieve the CONTRACTOR from responsibility for errors or omission in the Shop Drawings.

Cleaning Up:

6.28 Site. The CONTRACTOR shall clean up behind the Work as much as is reasonably possible as the Work progresses. Upon completion of the Work,and before acceptance of and final payment for the Project by the owner, the CONTRACTOR shall remove all his surplus and discarded materials excavated material and rubbish from the roadways, sidewalks, parking areas, lawns and all adjacent property; shall clean his portion of Work involved in any building under this Contract, so that no further cleaning by the OWNER is necessary prior to his occupancy; shall restore all property, both public and private, which has been disturbed or damaged during the prosecution of the Work; and shall leave the whole in a neat and presentable condition.

6.29 Clean-up operations shall consistently be carried on by the CONTRACTOR at all times to keep the premises free from accumulation of waste materials and rubbish. Upon completion of the Work he shall remove all rubbish, tools, scaffolding, surplus materials, etc., and shall leave his work "broom clean", or its equivalent, unless more exactly specified elsewhere in the Contract. The General CONTRACTOR shall do the following special cleaning for all trades upon completion of the Work:

6.30 General. In case of dispute, the OWNER may remove the rubbish and charge the cost to the several contractors as the ENGINEER shall determine to be just.

Public Convenience and Safety:

6.31 The CONTRACTOR shall, at all times, conduct the Work in such a manner as to insure the least practicable obstruction to public travel. The convenience of the general public and of the residents along and adjacent to the area of the Work shall be provided for in a satisfactory manner, consistent with the operation and local conditions. "Street Closed" signs shall be placed immediately adjacent to the Work, in a conspicuous position at such locations as traffic demands. At any time that streets are required to be closed, the CONTRACTOR shall notify law enforcement agencies, fire departments, and parties operating emergency vehicles before the street is closed and again as soon as it is opened. Access to fire hydrants and other fire extinguishing equipment shall be provided and maintained at all times.

Sanitary Provisions:

6.32 The General CONTRACTOR shall furnish necessary toilet conveniences, secluded from public observation, for use of all personnel on the Work, whether or not in his employ. They shall be kept in a clean and sanitary condition and shall comply with the requirements and regulations of the Public Authorities having jurisdiction. He shall commit no public nuisance. Temporary sanitary facilities shall be removed upon completion of the Work and the premises shall be left clean.

Indemnification:

6.33 The CONTRACTOR will indemnify and hold harmless the OWNER and the ENGINEER and their agents and employees from and against all claims, damages, losses, and expenses including attorneys' fees arising out of or resulting from the performance of the Work, provided that any such claim, damage, loss, or expense (a) is attributable to bodily injury, sickness, disease or death, or to injury to or destruction of tangible property (other than Work itself) including the loss of use resulting therefrom and (b) is caused in whole or in part by any negligent act or omission of the CONTRACTOR, any Subcontractor, anyone directly or indirectly employed by any of them or anyone for whose acts any of them may be liable, regardless of whether or not it is caused in part by a party indemnified hereunder.

6.34 In any and all claims against the OWNER or the ENGINEER or any of their agents or employees, by any employee of the CONTRACTOR, any Subcontractor, anyone directly or indirectly employed by any of them or anyone for whose acts any of them may be liable, the indemnification obligation under paragraph 6.33 shall not be limited in any way by any limitation on the amount or type of damages, compensation or benefits payable by or for the CONTRACTOR or any Subcontractor under workmen's compensation acts, disability benefit acts or other employee benefit acts.

6.35 The obligations of the CONTRACTOR under paragraph 6.33 shall not extend to the liability of the Engineer's negligent acts, errors or omissions or those of his employees or agents.

Responsibility for Connecting to Existing Work:

6.36 It shall be the express responsibility of the CONTRACTOR to connect his Work to each part of the existing work or work previously installed as required by the Drawings and Specifications to provide a complete installation.

Work in Street, Highway and Other Rights-of-Way:

6.37 Excavation, grading, fill, storm drainage, paving and any other construction or installations in rights-of-way of streets, highways, public carrier lines, utility lines (either aerial, surface or subsurface), etc., shall be done in accordance with requirements of the special conditions. The OWNER will be responsible for obtaining all permits necessary for the work. Upon completion of the Work, CONTRACTOR shall present to ENGINEER certificates, in triplicate, from the proper authorities stating that the Work has been done in accordance with their requirements.

6.37.1 The OWNER will cooperate with the CONTRACTOR in obtaining action from any utilities or public authorities involved in the above requirements.

6.37.2 The ENGINEER shall be responsible for obtaining elevations of curbs and gutters, pavement, storm drainage structures, and other such items which must be established by governmental departments as soon as grading operations are begun on the site and, in any case, sufficiently early in the construction period to prevent any adverse effect on the Project.

Cooperation with Governmental Departments, Public Utilities, Etc:

6.38 The OWNER shall be responsible for making all necessary arrangements with governmental departments, public utilities, public carriers, service companies and corporations owning or controlling roadways, railways, water, sewer, gas, electrical, telephone, and telegraph

facilities such as pavements, tracks, piping, wires, cables, conduits, poles, guys, etc., including incidental structure connected therewith, that are encountered in the work in order that such items may be properly shored, supported and protected, or the CONTRACTOR may relocate them if he so desires. The CONTRACTOR shall give all proper notices, shall comply with requirements of such parties in the performance of his Work, shall permit entrance of such parties on the Project in order that they may perform their necessary work, and shall pay all charges and fees made by such parties for this work.

6.38.1 The CONTRACTOR'S attention is called to the fact that there may be delays on the Project due to work to be done by governmental departments, public utilities , and others in repairing or moving poles, conduits, etc. The CONTRACTOR shall cooperate with the above parties, in every way possible, so that the construction can be completed in the least possible time.

6.38.2 The CONTRACTOR shall have made himself familiar with all codes, laws, ordinances and regulations which in any manner affect those engaged or employed in the Work, or materials and equipment used in or upon the Work, or in any way affect the conduct of the Work, and no plea of misunderstanding will be considered on account of his ignorance thereof.

Use of Premises:

6.39 CONTRACTOR shall confine his apparatus, storage of materials, and operations of his workmen to limits indicated by law, ordinances, permits, and directions of ENGINEER and OWNER, and shall not unnecessarily encumber any part of site.

6.39.1 CONTRACTOR shall not overload or permit any part of any structure to be loaded with such weight as will endanger its safety, nor shall he subject any part of the Work to stresses or pressures that will endanger it.

6.39.2 CONTRACTOR shall enforce OWNER'S instructions in connection with signs, advertisements, fires and smoking.

6.39.3 CONTRACTOR shall arrange and cooperate with OWNER in routing and parking of automobiles of his employees, subcontractors and other personnel and in routing material delivery trucks and other vehicles to the Project Site.

Protection of Existing Property Improvements:

6.40 Any existing surface or subsurface improvements, such as pavements, curbs, sidewalks, pipes or utilities, footings or structures (including portions thereof), trees, and shrubbery not indicated on

the Drawings or noted in the Specifications as being removed or altered shall be protected from damage during construction of the Project. Any such improvements damaged during construction of the Project shall be restored to a condition equal to that existing at time of award of Contract.

Temporary Heat:

6.41 The General CONTRACTOR shall provide heat, fuel and services as necessary to protect all work and materials, within all habitable areas of permanent building construction, for all contracts against injury from dampness and cold until final acceptance of all work and materials for the Project, unless building is fully occupied by the OWNER prior to such acceptance, in which case the OWNER shall assume all expenses of heating from date of full occupancy. In areas outside those covered above, each prime contractor shall be responsible for providing such temporary heat, fuel and services as required to protect his work or shall make all necessary arrangements with the General CONTRACTOR for providing such temporary heat, fuel and services. Unless otherwise specifically permitted by Special Conditions, the permanent heating system shall not be used to provide temporary heat. CONTRACTOR'S proposed methods of heating shall be submitted for approval.

ARTICLE 7 - WORK BY OTHERS:

7.1 The OWNER may perform additional work related to the Project by himself, or he may let other direct contracts therefor which shall contain General Conditions similar to these. The CONTRACTOR will afford the other contractors who are parties to such direct contracts (or the OWNER, if he is performing the additional work himself), reasonable opportunity for the introduction and storage of materials and equipment and the execution of work, and shall properly connect and coordinate his Work with theirs.

7.2 If any part of the CONTRACTOR'S work depends for proper execution or results upon the work of any such other CONTRACTOR (or the OWNER), the CONTRACTOR will promptly report to the ENGINEER in writing any defects or deficiencies in such work that render it unsuitable for such proper execution and results.

7.3 The CONTRACTOR will do all cutting, fitting, and patching of his Work that may be required to make its several parts come together properly and fit it to receive or be received by such other work. The CONTRACTOR will not endanger any work of others by cutting, excavating or otherwise altering their work and will only cut or alter their work with the written consent of the ENGINEER and of the other contractors whose work will be affected.

7.4 If the performance of additional work by other contractors or the OWNER is not noted in the Contract Documents prior to the execution of the Contract, written notice thereof shall be given to the CONTRACTOR prior to starting any such additional work. If the CONTRACTOR believes that the performance of such additional work by the OWNER or others involves him in additional expense or entitles him to an extension of the Contract Time, he may make a claim therefore as provide in Articles 11 and 12.

7.5 Where practicable, the General CONTRACTOR shall build around the work of other separate contractors or shall leave chases, slots and holes as required to receive and to conceal

within the general construction work the work of such other separate contractors as directed by them. Where such chases, slots, etc., are impracticable, the work shall require specific approval of the ENGINEER.

7.6 Necessary chases, slots and holes not built or left by the General CONTRACTOR shall be cut by the separate contractor requiring such alterations after approval of the General CONTRACTOR. The General CONTRACTOR shall do all patching and finishing of his Work where cut by other contractors at the expense of such other contractors.

7.7 Cooperation is required in the use of site facilities and in the detailed execution of the Work. Each CONTRACTOR shall coordinate his operations with those of the other contractors for the best interest of the Work in order to prevent delay in the execution thereof.

7.8 Each CONTRACTOR shall keep himself informed of the progress of the work of other contractors. Should lack of progress or defective workmanship on the part of other contractors interfere with his operations, the CONTRACTOR shall notify the ENGINEER immediately. Lack of such notice to the ENGINEER will be construed as acceptance by the CONTRACTOR of the status of the work of other contractors as being satisfactory for proper coordination of his own work.

7.9 Each CONTRACTOR shall give notices of the progress of his work so as to allow other contractors adequate opportunity to properly direct and coordinate their work. The General Contractor shall give notices of the progress of his Work so that work of other contractors, when required to be concealed, may be placed before the general construction Work. All such notices shall be submitted to the ENGINEER with copies to other prime contractors on the Project sufficiently ahead of job progress to permit adequate time for the other prime contractors to coordinate their work.

7.10 The cost of extra work resulting from lack of notices, untimely notices, failure to respond to notices, defective work or lack of coordination shall be borne by the CONTRACTOR responsible for such lack of notices, etc.

ARTICLE 8 - OWNER'S RESPONSIBILITIES:

8.1 The OWNER will issue all communications to the CONTRACTOR through the ENGINEER.

8.2 In case of termination of the employment of the ENGINEER, the OWNER will appoint an engineer against whom the CONTRACTOR makes no reasonable objection, whose status under the Contract Documents shall be that of the former ENGINEER. Any dispute in connection with such appointment shall be subject to arbitration, if mutually agreeable.

8.3 The OWNER will furnish the data required of him under the Contract Documents promptly and shall make payments to the CONTRACTOR promptly after they are due as provided in Article 14.

8.4 OWNER'S duties in respect of providing lands and easements and providing engineering surveys to establish reference points are set forth in paragraphs 4.1, 4.4 and the Special Conditions.

Paragraphs 4.2 and 4.3 refer to OWNER'S identifying and making available to CONTRACTOR copies of surveys and investigation reports of subsurface and latent physical conditions at the site or otherwise affecting performance of the Work which have been relied upon by ENGINEER in preparing the Drawings and Specifications.

8.5 The OWNER'S responsibilities in respect of liability and property insurance are set forth in paragraph 5.4.

8.6 In addition to his rights to request changes in the Work in accordance with Article 10, the OWNER (especially in certain instances as provided in paragraph 10.4) will be obligated to execute Change Orders.

8.7 In connection with the OWNER'S right to stop Work or suspend Work, see paragraph 15.1. Paragraph 15.3 deals with the OWNER'S right to terminate services of the CONTRACTOR under certain circumstances.

8.8 The OWNER shall have the right to take possession of and use any completed or partially completed portions of the Work, notwithstanding the fact that the time for completing the entire Work or any portion thereof may not have expired; but such taking possession and use shall not be deemed an acceptance of any Work not completed in accordance with the Contract Documents. If such prior use increases the cost of or delays the Work, the CONTRACTOR shall be entitled to such extra compensation or extension of time or both, except by prior agreement, as the ENGINEER may determine. See paragraph 14.11.

ARTICLE 9 - ENGINEER'S STATUS DURING CONSTRUCTION:

Owner's Representative:

9.1 The ENGINEER shall be the OWNER'S representative during the construction period. The duties and responsibilities and the limitations of authority of the ENGINEER as the OWNER'S representative during construction are set forth in Articles 1 through 17 of these General Conditions and shall not be extended without written consent of the OWNER and the ENGINEER.

9.1.1 The ENGINEER'S decision, in matters relating to aesthetics shall be final, if within the terms of the Contract Documents.

9.1.2 Except as may be otherwise provided in this contract all claims, counter-claims, disputes and other matters in question between the OWNER and the CONTRACTOR arising out of or relating to this agreement or the breach thereof will be decided by arbitration if the parties hereto mutually agree, or in a court of competent jurisdiction within the State in which the OWNER is located.

Visits to Site:

9.2 The ENGINEER will make periodic visits to the site to observe the progress and quality of the executed Work and to determine, in general, if the Work is proceeding in accordance with the Contract Documents. He will not be required to make continuous on-site observations to check the quality or quantity of the Work. His efforts will be directed toward ascertaining on behalf of the OWNER that the completed Project will conform to the requirements of the Contract Documents. On the basis of his on-site observations as an experienced and qualified design professional, he will keep the OWNER informed of the progress of the Work and will endeavor to guard the OWNER against defects and deficiencies in the Work of contractors.

Clarifications and Interpretations:

9.3 The ENGINEER will issue with reasonable promptness such written clarification or interpretations of the Contract Documents (in the form of Drawings or otherwise) as he may determine necessary, which shall be consistent with or reasonably inferable from the overall intent of the Contract Documents. If the Contractor believes that a written clarification and interpretation entitles him to an increase in the Contract Price or extension of Contract Time, he may make a claim therefor as provided in Articles 11 and 12.

Measurement of Quantities:

9.4 All Work completed under the Contract will be measured by the ENGINEER according to the United States Standard Measures. All linear surface measurements will be made horizontally or vertically as required by the item measured.

Rejecting Defective Work:

9.5 The ENGINEER will have authority to disapprove or reject Work which is "defective" (which term is hereinafter used to describe Work that is unsatisfactory, faulty or defective, or does not meet the requirements of any inspection, test or approval or has been damaged prior to final acceptance). He will also have authority to require special inspection or testing of the Work whether or not the Work is fabricated, installed or completed.

Shop Drawings, Change Orders and Payments:

9.6 In connection with the ENGINEER'S responsibility as to Shop Drawings and samples, see paragraphs 6.22 through 6.27, inclusive.

9.7 In connection with the ENGINEER'S responsibility for Change Orders, see Articles 10, 11, and 12.

9.8 In connection with the ENGINEER'S responsibilities in respect of Application for Payment, etc., see Article 14.

Resident Project Representative:

9.9 The OWNER or the ENGINEER will provide on-site representation sufficient to guarantee

that construction is in general compliance with the construction drawings and the contract specifications.

Decisions on Disagreements:

9.10 The ENGINEER will be the initial interpreter of the terms and conditions of the Contract Documents and the judge of the performance thereunder. In his capacity as interpreter and judge, he will exercise his best efforts to insure faithful performance by both the OWNER and the CONTRACTOR. He will not show partiality to either and shall not be liable for the result of any interpretation or decision rendered in good faith. Claims, disputes and other matters relating to the execution and progress of the Work or the interpretation of or performance under the Contract Documents shall be referred initially to the ENGINEER for decision; which he shall render in writing within a reasonable time.

9.11 Either the OWNER or the CONTRACTOR, if the other agrees, may file a claim in a court with local jurisdiction with respect to any such claim, dispute or other matter that has been referred to the ENGINEER, except any which have been waived by the making or acceptance of final payment as provided in paragraph 14.11, However, no request for a claim of any such claim, dispute or other matter shall be made until the earlier of (a) the date on which the ENGINEER has rendered his decision or (b) the tenth day after the parties have presented their evidence to the ENGINEER if he has not rendered his written decision before that date. No request for a claim shall be made later than thirty (30) days after the date on which the ENGINEER rendered his written decision in respect of the claim, dispute or other matter as to which arbitration is sought; and the failure to request a claim within said thirty (30) days period shall result in the ENGINEER'S decision being final and binding upon the OWNER and the CONTRACTOR. If the ENGINEER renders a decision after judicial proceedings have been initiated, such decision may be entered as evidence but shall not supersede the judicial proceedings, except where the decision is acceptable to the parties concerned.

Limitations on Engineer's Responsibilities:

9.12 Neither the ENGINEER'S authority to act under this Article 9 nor any decision made by him in good faith either to exercise or not exercise such authority shall give rise to any duty or responsibility of the ENGINEER to the CONTRACTOR, any Subcontractor, any of their agents or employees or any other person performing any of the Work.

9.13 The ENGINEER will not be responsible for the construction means, methods, techniques, sequences or procedures, or the safety precautions and programs incident thereto, and he will not be responsible for the CONTRACTOR's failure to perform the Work in accordance with the Contract Documents.

9.14 The ENGINEER will not be responsible for the acts or omissions of the CONTRACTOR, or any Subcontractors, or any of his or their agents or employees, or any other person performing any of the Work.

ARTICLE 10 - CHANGES IN THE WORK:

10.1 Without invalidating the Agreement, the OWNER may, at any time or from time to time, order additions, deletions or revisions in the Work; these will be authorized by Change Orders. Upon receipt of a Change Order, the CONTRACTOR will proceed with the Work involved. All such Work shall be executed under the applicable conditions of the Contract Documents. If any Change Order causes an increase or decrease in the Contract Price or an extension or shortening of the Contract Time, an equitable adjustment will be made as provided in Article 11 or Article 12. A Change Order signed by the CONTRACTOR indicates his agreement therewith.

10.2 The ENGINEER may authorize minor changes or alterations in the Work not involving extra cost and not inconsistent with the overall intent of the Contract Documents. These may be accomplished by a Field Order. If the CONTRACTOR believes that any minor change or alteration authorized by the ENGINEER entitles him to an increase in the Contract Price or extension of Contract Time, he may make a claim therefor as provided in Articles 11 and 12.

10.3 Additional Work performed by the CONTRACTOR without authorization of a Change Order will not entitle him to an increase in the Contract Price or an extension of the Contract Time, except in the case of an emergency as provided in paragraph 6.21 and except as provided in paragraph 10.2.

10.4 The OWNER will execute appropriate Change Orders prepared by the ENGINEER covering changes in the Work to be performed as provided in paragraph 4.4, and Work performed in an emergency as provided in paragraph 6.21 and any other claim of the CONTRACTOR for a change in the Contract Time or the Contract Price which is approved by the ENGINEER.

10.5 It is the CONTRACTOR'S responsibility to notify his surety of any changes affecting the general scope of the Work or change in the Contract Price and the amount of the applicable bonds shall be adjusted accordingly. The CONTRACTOR will furnish proof of such adjustment to the OWNER.

ARTICLE 11 - CHANGE OF CONTRACT PRICE:

11.1 The Contract Price constitutes the total compensation payable to the CONTRACTOR for performing the Work. All duties, responsibilities and obligations assigned to or undertaken by the CONTRACTOR shall be at his expense without changing the Contract Price.

11.2 (a) The OWNER may, at any time, without notice to the sureties, by written order designated or indicated to be a change order, make any change in the Work within the general scope of the contract, including but not limited to changes:

(1) In the specifications (including drawings and designs);
(2) In the method or manner of performance of the work;
(3) In the Owner-furnished facilities, equipment, materials, services, or site; or
(4) Directing acceleration in the performance of the work.

(b) Any other written order or an oral order (which terms as used in this paragraph (b) shall include direction, instruction, interpretation or determination) from the OWNER, which causes any such change, shall be treated as a change order under this clause, provided that the CONTRACTOR gives the OWNER written notice stating the date, circumstances, and source of the order and that the CONTRACTOR regards the order as a change order.

(c) Except as herein provided, no order, statement, or conduct of the OWNER shall be treated as a change under this clause or entitle the Contractor to an equitable adjustment hereunder.

(d) If any change under this clause causes an increase or decrease in the CONTRACTOR'S cost of, or the time required for, the performance of any part of the work under this contract, weather or not changed by any order, an equitable adjustment shall be made and the contract modified in writing accordingly: PROVIDED, HOWEVER, that except for claims based on defective specifications, no claim for any change under (b) above shall be allowed for any costs incurred more than 20 days before the CONTRACTOR gives written notice as therein required. And provided further, that in the case of defective specifications for which the OWNER is responsible, the equitable adjustment shall include any increased cost reasonably incurred by the CONTRACTOR in attempting to comply with such defective specifications.

(e) If the CONTRACTOR intends to assert a claim for an equitable adjustment under this clause, he must, within 30 days after receipt of a written change order under (a) above or the furnishing of a written notice under (b) above, submit to the OWNER a written statement setting forth the general nature and monetary extent of such claim, unless this period is extended by the OWNER. The statement of claim hereunder may be included in the notice under (b) above.

(f) No claim by the CONTRACTOR for an equitable adjustment hereunder shall be allowed if asserted after final payment under this contract.

11.3 The value of any Work covered by a Change Order or of any claim for an increase or decrease in the Contract Price shall be determined in one of the following ways:

11.3.1 Where the Work involved is covered by unit prices contained in the Contract Documents by application of unit prices to the quantities of the items involved. Should the Work (by quantity) be increased or decreased by 15 per cent from that stipulated in the Contract Documents, the OWNER and the CONTRACTOR may request adjustment of the unit prices by negotiation. If negotiation fails to reach agreement, then either party may request arbitration for the volume in excess of the 15 per cent differential.

11.3.2 By negotiated lump sum.

11.3.3 The actual cost for labor, direct overhead, materials, supplies, equipment, and other services necessary to complete the work plus a fixed amount to be agreed upon to cover the cost of general overhead and profit to be negotiated.

11.4 The term Cost of the Work means the sum of all costs necessarily incurred and paid by the CONTRACTOR in the proper performance of the Work. Except as otherwise maybe agreed to in writing by OWNER, such costs shall be in amounts no higher than those prevailing in the locality of the Project, shall include only the following items and shall not include any of the costs itemized in paragraph 11.5:

11.4.1 Payroll costs for employees in the direct employ of CONTRACTOR in the performance of the Work under schedules of job classifications agreed upon by OWNER and CONTRACTOR. Payroll costs for employees not employed full time on the Work shall be apportioned on the basis of their time spent on the Work. Payroll costs shall include, but not be limited to salaries and wages plus the costs of fringe benefits which shall include social security contributions, unemployment, excise and payroll taxes, workmen's compensation, health and retirement benefits, bonuses, sick leave, vacation and holiday pay applicable thereto. Such employees shall include superintendents and foremen at the site. The expenses of performing work after regular working hours, on Sunday or legal holidays shall be included in the above to the extent authorized by OWNER.

11.4.2 Cost of all materials and equipment furnished and incorporated in the Work, including costs of transportation and storage thereof, and manufacturers field services required in connection therewith. All cash discounts shall accrue to CONTRACTOR unless OWNER deposits funds with CONTRACTOR with which to make payments, in which case the cash discounts shall accrue to OWNER. All trade discounts, rebates and refunds, and all returns from sale of surplus materials and equipment shall accrue to OWNER, and CONTRACTOR shall make provisions so that they may be obtained.

11.4.3 Payments made by CONTRACTOR to the Subcontractors for Work performed by Subcontractors. If required by OWNER , CONTRACTOR shall obtain competitive bids from Subcontractors acceptable to him and shall deliver such Bids to OWNER who will then determine with the advice of ENGINEER, which Bids will be accepted. If a subcontract provides that the Subcontractor is to be paid on the basis of Cost of Work Plus a Fee, the cost of the Work shall be determined in accordance with paragraphs 11.4 and 11.5.

11.4.4 Costs of special consultants (including but not limited to, engineers, architects, testing laboratories, surveyors, lawyers and accountants) employed for services specifically related to the Work.

11.4.5 Supplemental costs including the following:

11.4.5.1 The proportion of necessary transportation, travelling and subsistence expenses of CONTRACTOR'S employees incurred in discharge of duties connected with the Work.

11.4.5.2 Cost, including transportation and maintenance, of all materials, supplies, equipment, machinery, appliances, office and temporary facilities at the site and hand tools not owned by the

workmen, which are consumed in the performance of the Work, and cost less market value of such items used but not consumed which remain the property of CONTRACTOR.

11.4.5.3 Rentals of all construction equipment and machinery and the parts thereof whether rented from CONTRACTOR or other in accordance with rental agreements approved by OWNER with the advice of ENGINEER, and the cost of transportation, loading, unloading, installation, dismantling and removal thereof--all in accordance with terms of said rental agreements. The rental of any such equipment, machinery or parts shall end when the use thereof is no longer necessary for the Work.

11.4.5.4 Sales, use or similar taxes related to the Work, and for which CONTRACTOR is liable imposed by any governmental authority.

11.4.5.5 Deposits lost for causes other than CONTRACTOR'S negligence, royalty payments and fees for permits and licenses. Costs for permits and licenses must be shown as a separate item.

11.4.5.6 Losses, damages and expenses, not compensated by insurance or otherwise, sustained by CONTRACTOR in connection with the execution of, and to, the Work, provided they have resulted from causes other than the negligence of CONTRACTOR, any Subcontractors, or anyone directly or indirectly employed by any of them or for whose acts any of them may be liable. Such losses shall include settlements made with the written consent and approval of OWNER. No such losses, damages and expenses shall be included in the Cost of Work for the purpose of determining CONTRACTOR'S fee. If however, any such loss or damage requires reconstruction and CONTRACTOR is placed in charge thereof, he shall be paid for his services a fee proportionate to that stated in paragraph 11.6.2.

11.4.5.7. The cost of utilities, fuel and sanitary facilities at the site.

11.4.5.8 Minor expenses such as telegrams, long distance telephone calls, telephone service at the site, expressage and similar petty cash items in connection with the Work.

11.4.5.9 Cost of premiums for additional Bonds and Insurance required because of changes in the Work.

11.5 The term cost of the Work shall not include any of the following:

11.5.1 Payroll costs and other compensation of CONTRACTOR'S officers, executives, principals, (of partnership and sole proprietorships), general managers, engineers, architects, estimators, lawyers, auditors, accountants, purchasing and contracting agents, expeditors, timekeepers, clerks and other personnel employed by CONTRACTOR whether at the site or in his principal or a branch office for general administration of the Work and not specifically included in the schedule referred to in subparagraph 11.4.1 -- all of which are to be considered administrative costs covered by the CONTRACTOR'S Fee.

11.5.2 Expenses of CONTRACTOR'S principal and branch offices other than his office at the site.

11.5.3 Any part of CONTRACTOR'S capital expenses, including interest on CONTRACTOR'S

capital employed for the Work and charges against CONTRACTOR'S for delinquent payments.

11.5.4 Cost of premiums for all bonds and for all insurance policies whether or not CONTRACTOR is required by the Contract Documents to purchase and maintain the same (except as otherwise provide in subparagraph 11.4.5.9.)

11.5.5 Costs due to the negligence of CONTRACTOR, any Subcontractors, or anyone directly or indirectly employed by any of them or for whose acts any of them may be liable including but not limited to, the correction of defective work, disposal of materials or equipment wrongly supplied and making good any damage to property.

11.5.6 Other overhead or general expense costs of any kind and the costs of any item not specifically and expressly included in paragraph 11.4.

11.6 The CONTRACTOR'S Fee which shall be allowed to CONTRACTOR for his overhead and profit shall be determined as follows;

11.6.1 A mutually acceptable firm fixed price; or if none can be agreed upon,

11.6.2. A mutually acceptable fixed fee based on the estimate of the various portions of the Cost of the Work.

11.7 The amount of credit to be allowed by CONTRACTOR to OWNER for any such change which results in a net decrease in cost, will be the amount of the actual net decrease. When both additions and credits are involved in any one change, the net shall be computed to include overhead and profit, identified separately, for both additions and credits.

11.8 Whenever the cost of any Work is to be determined pursuant to paragraphs 11.4 and 11.5, CONTRACTOR will submit in form prescribed by ENGINEER an itemized cost breakdown together with supporting data.

11.9 Allowances: It is understood that the CONTRACTOR has included in the Contract Price all allowances so named in the Contract Documents and shall cause the Work so covered to be done by such materialmen, suppliers, or Subcontractors and for such sums within the limit of the allowances as the ENGINEER may approve. Upon final payment, the Contract Price shall be adjusted as required and an appropriate Change Order issued. The CONTRACTOR agrees that the original Contract Price includes such sums as he deems proper for costs and profit on account of cash allowances. No demand for additional cost or profit in connection therewith will be allowed.

11.9.1 These allowances shall cover the cost to the CONTRACTOR less any applicable trade discount, of the materials and equipment required by the allowance delivered at the site, and all applicable taxes.

11.9.2. The CONTRACTOR'S costs for unloading and handling on site, labor, installation costs, overhead, profit and other expenses contemplated for the original allowance shall be included in the Contract Price and not in the allowance.

11.9.3 Whenever the cost, as described in 11.9.1 above, is more than or less than the allowance, the Contract Price shall be adjusted accordingly by Change Order. The amount of the Change Order will recognize changes, if any, in handling costs on the site, labor, installation costs, overhead, profit and other expenses, except that whenever unit price allowances are stipulated for brick, the Change Order will not include any cost as described in 11.5 above.

ARTICLE 12 - CHANGE OF THE CONTRACT TIME:

12.1 The Contract Time may only be changed by a Change Order. Any claim for an extension in the Contract Time shall be based on written notice delivered to OWNER and ENGINEER within ten days of the occurrence of the event giving rise to the claim. Notice of the extent of the claim with supporting data shall be delivered within forty-five days of such occurrence unless ENGINEER allows an additional period of time to ascertain more accurate data. All claims for adjustment in the Contract Time shall be determined by ENGINEER if OWNER and CONTRACTOR cannot otherwise agree. Any change in the Contract Time resulting from any such claim shall be incorporated in a Change Order.

12.2 The Contract Time will be extended in an amount equal to time lost due to delays beyond the control of CONTRACTOR if he makes a claim therefor as provided in paragraph 12.1. Such delays shall include, but not be restricted to, acts or neglect by any separate contractor employed by OWNER, fires, floods, labor disputes, epidemics, abnormal weather conditions, or acts of God.

12.3 All time limits stated in the Contract Documents are of the essence of the Agreement. The provisions of the Article 12 shall not exclude recovery for damages (including compensation for additional professional services) for delay by either parties.

12.4 No claim for delay shall be allowed because of failure to furnish Drawings until two weeks after demand for such drawings and not then unless such claim be reasonable.

12.5 This article does not exclude the recovery of damages for delay by either party under other provisions in the Contract Documents.

ARTICLE 13 - GUARANTY:

13.1 The CONTRACTOR shall guarantee all materials and equipment furnished and Work performed for a period of one (1) year from the date of SUBSTANTIAL COMPLETION. The CONTRACTOR warrants and guarantees for a period of one (1) year from the date of SUBSTANTIAL COMPLETION of the system that the completed system is free from all defects due to faulty materials or workmanship and the CONTRACTOR shall promptly make such corrections as may be necessary by reason of such defects including the repairs of any damage to

other parts of the system resulting from such defects. The OWNER will give notice of observed defects with reasonable promptness. In the event that the CONTRACTOR should fail to make such repairs or adjustments, in the Work that may be made necessary by such defects, the OWNER may do so and charge the CONTRACTOR the cost thereby incurred. The Performance Bond shall remain in full force and effect through the guarantee period.

ARTICLE 14 - PAYMENTS AND COMPLETION:

Payments to Contractors:

14.1 At least ten (10) days before each progress payment falls due (but not more often than once a month), the CONTRACTOR will submit to the ENGINEER a partial payment estimate filled out and signed by the CONTRACTOR covering the WORK performed during the period covered by the partial payment estimate and supported by such data as the ENGINEER may reasonably require. If payment is requested on the basis of materials and equipment not incorporated in the Work but delivered and suitably stored at or near the site, the partial payment estimate shall also be accompanied by such supporting data, satisfactory to the OWNER. The ENGINEER will, within ten (10) days after receipt of each partial payment estimate, either indicate in writing his approval of payment and present the partial payment estimate to the OWNER, or return the partial payment estimate to the CONTRACTOR indicating in writing his reasons for refusing to approve payment. In the latter case, the CONTRACTOR may make the necessary corrections and resubmit the partial payment estimate. The OWNER will, within sixty (60) days of presentation to him of an approved partial payment estimate, pay the CONTRACTOR a progress payment on the basis of the approved partial payment estimate. The OWNER may retain a portion of the amount otherwise due the CONTRACTOR. Except as State law otherwise provides, the amount the OWNER retains shall be limited to the following:

14.1.1 Withholding of not more than 10 per cent of the payment claimed until work is 50 per cent complete;

14.1.2 When Work is 50 per cent complete, reduction of the withholding to 5 per cent of the dollar value of all Work satisfactorily completed to date, provided that the CONTRACTOR is making satisfactory progress and there is no specific cause for greater withholding;

14.1.3 When the Work is substantially complete (operational or beneficial occupancy), the withheld amount shall be further reduced below 5 per cent to only that amount necessary to assure completion.

14.1.4 The OWNER may reinstate up to 10 per cent withholding if the OWNER determines, at its discretion, that the CONTRACTOR is not making satisfactory progress or there is other specific cause for such withholding.

Contractor's Warranty of Title:

14.2 The CONTRACTOR warrants and guarantees that title to all work, materials and equipment covered by an Application for Payment, whether incorporated in the Project or not, will have passed to the OWNER prior to the making of the Application for payment, free and clear of all liens, claims, security interests and encumbrances (hereafter in these General Conditions referred to as "Liens") and that no work, materials or equipment covered by an Application for Payment will have been acquired by the CONTRACTOR or by any other person performing the Work at the Site or furnishing materials and equipment for the Project, subject to an agreement under which an interest therein or encumbrance thereon is retained by the seller or otherwise imposed by the CONTRACTOR or such other person.

Approval of Payments:

14.3 The ENGINEER'S approval of any payment requested in an Application for Payment shall constitute a representation by him to the OWNER, based on the ENGINEER'S on-site observations of the Work in progress as an experienced and qualified design professional and on his review of the Application of Payment and the supporting data, that the Work has progressed to the point indicated; That, to the best of his knowledge, information and belief, the quality of the Work is in accordance with the Contract Documents (subject to an evaluation of the Work as a functioning Project upon Substantial Completion, to the results of any subsequent tests called for in the Contract Documents and any qualifications stated in his approval), and that the CONTRACTOR is entitled to payment of the amount approved. However, by approving any such payment,the ENGINEER shall not thereby be deemed to have represented that he made exhaustive or continuous on-site observations to check the quality or the quantity of the Work, or that he has reviewed the means, methods, techniques, sequences, and procedures of construction or that he has made any examination to ascertain how or for what purpose the CONTRACTOR has used the moneys paid or to be paid to him on account of the Contract Price, or that title to any Work, materials, or equipment has passed to the OWNER free and clear of any Liens.

14.4 The CONTRACTOR shall make the following certification on each request for payment:
"I hereby certify that the labor and materials listed on this request for payment has been used in the construction of this work or that all materials included in this request for payment and not yet incorporated into the construction are now on the site or stored at an approved location; and payment received from the last request for payment has been used to make payments to all first tier subcontractors and suppliers except as listed below."

14.5 The ENGINEER'S approval of final payment shall constitute an additional representation by him to the OWNER that the conditions precedent to the CONTRACTOR'S being entitled to final payment as set forth in paragraph 14.11 have been fulfilled.

14.6 The ENGINEER may refuse to approve the whole or any part of any payment if, in his opinion, he is unable to make such representations to the OWNER. He may also refuse to approve any such

payment, because of subsequently discovered evidence or the results of subsequent inspections or tests nullify any such payment previously approved, to such extent as may be necessary in his opinion to protect the OWNER from loss because:

14.6.1 The Work is defective, or completed Work has been damaged requiring correction or replacement,

14.6.2 The Work for which payment is request cannot be verified,

14.6.3 Claims or Liens have been filed or there is reasonable evidence indicating the probable filing thereof,

14.6.4 The Contract Price has been reduced because of Modifications,

14,6,5 The OWNER has been required to correct defective Work or complete the Work in accordance with paragraph 13.1,

14.6.6. Of unsatisfactory prosecution of the Work, including failure to clean up as required by paragraphs 6.29 and 6.30,

14.6.7. Of persistent failure to cooperate with other contractors on the Project and persistent failure to carry out the Work in accordance with the Contract Documents,

14.6.8. Of liquidated damages payable by the CONTRACTOR or,

14.6.9. Of any other violation of, or failure to comply with, the provisions of the Contract Documents.

14.7 Prior to Substantial Completion, the OWNER, with the approval of the ENGINEER and with the concurrence of the CONTRACTOR, may use any completed or substantially completed portions of the Work. Such use shall not constitute and acceptance of such portions of the Work.

14.8 The OWNER shall have the right to enter the premises for the purpose of doing work not covered by the Contract Documents. This provision shall not be construed as relieving the CONTRACTOR of the sole responsibility for the care and protection of the Work, or restoration of any damaged Work, except such as may be caused by agents or employees of the OWNER.

14.9 Upon completion and acceptance of the Work, the ENGINEER shall issue a certificate attached to the final payment request that the Work has been accepted by him under the conditions of the Contract Documents. The entire balance found to be due the CONTRACTOR, including the retained percentages, but except such sums as may be lawfully retained by the OWNER, shall be paid to the CONTRACTOR within thirty (60) days of completion and acceptance of the Work.

14.10 The CONTRACTOR will indemnify and save the OWNER or the OWNER'S agents harmless from all claims growing out of the lawful demands of Subcontractors, laborers, workmen, mechanics, materialmen, and furnishers of machinery and parts thereof, equipment, tools, and all supplies, incurred in the furtherance of the performance of the Work. The CONTRACTOR shall, at the OWNER'S request, furnish satisfactory evidence that all obligations

of nature designated above have been paid, discharged, or waived. If the CONTRACTOR fails to do so the OWNER may, after having notified the CONTRACTOR, either pay unpaid bills or withhold from the CONTRACTOR'S unpaid compensation a sum of money deemed reasonably sufficient to pay any and all such lawful claims until satisfactory evidence is furnished that all liabilities have been fully discharged whereupon payment to the CONTRACTOR shall be resumed, in accordance with the terms of the Contract Documents, but in no event shall the provisions of this sentence be construed to impose any obligations upon the OWNER to either the CONTRACTOR, any payment so made by the OWNER shall be considered as a payment made under the Contract Documents by the OWNER to the CONTRACTOR and the OWNER shall not be liable to the CONTRACTOR for any such payments made in good faith.

Acceptance of Final Payment as Release:

14.11 The acceptance by the CONTRACTOR of final payment shall be and shall operate as a release to the OWNER of all claims and liability to the CONTRACTOR other than claims in stated amounts as may be specifically excepted by the CONTRACTOR for all things done or furnished in connection with this Work and for every act and neglect of the OWNER and others relating to or arising out of this Work. Any payment however, final or otherwise, shall not release the CONTRACTOR or his sureties from any obligations under the Contract Documents or the Performance Bond and Payment Bonds.

ARTICLE 15 - SUSPENSION OF WORK AND TERMINATION:

Owner May Suspend Work:

15.1 The OWNER may, at any time and without cause, suspend the Work or any portion thereof for a period of not more than ninety days by notice in writing to the CONTRACTOR and the ENGINEER which shall fix the date on which Work shall be resumed. The CONTRACTOR will be allowed an increase in the Contract Price or an extension of the Contract Time, or both, directly attributable to any suspension if he makes a claim therefor as provided in Articles 11 and 12.

Work During Inclement Weather:

15.2 No Work shall be done under these Specifications except by permission of the OWNER when the weather is unfit for good and careful work to be performed. Should the severity of the weather continue, the CONTRACTOR, upon the direction of the OWNER, shall suspend all work until instructed to resume operations by the OWNER and the Contract Time shall be extended to cover the duration of the order. Work damaged during periods of suspension due to inclement weather shall be repaired and/or replaced by the CONTRACTOR. Any compensation for repairs or replacements shall be subject to approval of the OWNER.

Owner May Terminate:

15.3 If the CONTRACTOR is adjudged bankrupt or insolvent, or if he makes a general assignment for the benefit of his creditors, or if a trustee or receiver is appointed for the CONTRACTOR or for any of his property; or if he files a petition to take advantage of any debtor's act, or to reorganize under the bankruptcy or similar laws, or if he repeatedly fails to supply sufficient skilled workmen or suitable materials or equipment, or if he repeatedly fails to make prompt payments to Subcontractors or for labor, materials or equipment or he disregards laws, ordinances, rules regulations or orders of any public body having jurisdiction, or if he disregards the authority of the ENGINEER, or if he otherwise violates any provision of the Contract Documents, then the OWNER may without prejudice to any other right or remedy and after giving the CONTRACTOR and his surety seven days written notice, terminate the services of the CONTRACTOR and take possession of the Project and of all materials, equipment, tools, construction equipment and machinery thereon owned by the CONTRACTOR, and finish the Work by whatever method he may deem expedient. In such case the CONTRACTOR shall not be entitled to receive any further payment until the Work is finished. If the unpaid balance of the Contract Price exceeds the direct and indirect costs of completing the Project, including compensation for additional professional services, such excess shall be paid to the CONTRACTOR. If such costs exceed such unpaid balance, the CONTRACTOR or the Surety will pay the difference to the OWNER. Such costs incurred by the OWNER will be determined by the ENGINEER and incorporated in a Change Order.

15.4 Where the CONTRACTOR'S services have been so terminated by the OWNER, said terminations shall not affect any rights of the OWNER against the CONTRACTOR then existing or which may thereafter accrue. Any retention or payment of moneys by the OWNER due the CONTRACTOR will not release the CONTRACTOR from liability.

15.5 Upon seven days written notice to the CONTRACTOR and the ENGINEER, the OWNER may, without cause and without prejudice to any other right or remedy, elect to abandon the Project and terminate the Agreement. In such case, the CONTRACTOR shall be paid for all Work executed and any expense sustained plus a reasonable profit.

Removal of Equipment:

15.6 In the case of termination of this Contract before completion, for any cause whatever, the CONTRACTOR if notified to do so by the OWNER, shall promptly remove any part or all of his equipment and supplies from the property of the OWNER. Should the CONTRACTOR not remove such equipment and supplies, the OWNER shall have the right to remove them at the expense of the CONTRACTOR. Equipment and supplies shall not be construed to include such items for which the CONTRACTOR has been paid in whole or in part.

Contractor May Stop Work or Terminate:

15.7 If, through no act or fault of the CONTRACTOR, the Work is suspended for a period of more than ninety (90) days by the OWNER or under an order of court or other public authority, or the ENGINEER fails to act on any Application for Payment within thirty (30) days after it is submitted, or the OWNER fails to pay the CONTRACTOR any sum approved by the ENGINEER or awarded by arbitrators within thirty (30) days of its approval and presentation, then the

CONTRACTOR may, upon seven (7) days written notice to the OWNER and the ENGINEER, terminate the Agreement and recover from the OWNER payment for all Work executed and any expense sustained plus a reasonable profit. In addition and in lieu of terminating the Agreement, if the ENGINEER has failed to act on an Application for Payment or the OWNER has failed to make any payment as aforesaid, the CONTRACTOR may upon seven (7) days notice to the OWNER and the ENGINEER stop the Work until he has been paid all amounts then due.

Owner Furnished Equipment:

15.8 In case the OWNER furnishes equipment to the CONTRACTOR to install, but fails to deliver it to the CONTRACTOR as required and in case such failure causes the CONTRACTOR additional expense or need for extension of time, the CONTRACTOR may make such claims upon the OWNER and obtain adjustments as provided herein.

Liquidated Damages:

15.9 If the CONTRACTOR shall fail to complete the work within the contract time, or extension of time granted by the OWNER, then the CONTRACTOR will pay to the OWNER the amount for liquidated damages as specified in the Contract Documents for each calendar day that the CONTRACTOR shall be in default after the time stipulated in the Contract Documents.

ARTICLE 16 - DISPUTE SETTLEMENT:

16.1 All claims, disputes and other matters in question arising out of, or relating to, this Agreement or the breach thereof except for claims which have been waived by the making or acceptance of final payment as provided by paragraph 14.11, shall be decided in a court of competent jurisdiction.

ARTICLE 17 - MISCELLANEOUS:

17.1 Whenever any provision of the Contract Documents requires the giving of written notice it shall be deemed to have been validly given if delivered in person to the individual or to a member of the firm or to an officer of the corporation for whom it is intended, or if delivered at or sent by registered or certified mail, postage prepaid, to the last business address known to him who gives the notice.

17.2 If the OWNER fails to make payment thirty (60) days after approval by the ENGINEER, in addition to other remedies available to the CONTRACTOR, there shall be added to each such progress payment, interest at 1% per month commencing on the first day after said payment is due and continuing until the payment is received by the CONTRACTOR.

17.3 All Specifications, Drawings and copies thereof furnished by the ENGINEER shall remain his property. They shall not be used on another Project, and, with the exception of those sets which have been signed in connection with the execution of the Agreement, shall be returned to him on request upon completion of the Project.

17.4 The duties and obligations imposed by these General Conditions, and the rights and remedies available hereunder, and, in particular but without limitation, the warranties, guarantees and obligations imposed upon CONTRACTOR by paragraphs 6.36 and 14.3 and the rights and remedies available to OWNER and ENGINEER thereunder, shall be in addition to, and shall not be construed in any way as a limitation of, any rights and remedies available by law, by special guarantee or by other provisions of the CONTRACT DOCUMENTS.

17.5 Should the OWNER or the CONTRACTOR suffer injury or damage to its person or property because of any error, omission or act of the other or of any of his employee or agents or others for whose acts he is legally liable, claim shall be made in writing to the other party within a reasonable time of the first observance of such injury or damage.

17.6 The CONTRACT DOCUMENTS shall be governed by the law of the place of the Project.

Progress Charts and Requirements for Overtime Work

17.7 The CONTRACTOR shall within 5 days or within such time as determined by the OWNER after date of commencement of work prepare and submit to the OWNER for approval a practicable schedule, showing the order in which the CONTRACTOR proposes to carry on the work, the date on which he will start the several salient features (including procurement of materials, plans and equipment) and the contemplated dates for completing the same. The schedule shall be in the form of a progress chart of suitable scale to indicate appropriately the percentage of work scheduled for completion at any time. The CONTRACTOR shall enter on the chart the actual progress at such intervals as directed by the OWNER and shall immediately deliver to the OWNER three (3) copies thereof. If the CONTRACTOR fails to submit a progress schedule within the time herein prescribed, the owner may withhold approval of progress payment estimates until such time as the CONTRACTOR submits the required progress schedule.

If, in the opinion of the OWNER, the CONTRACTOR falls behind the progress schedule, the CONTRACTOR shall take such steps as may be necessary to improve his progress and the OWNER may require him to increase the number of shifts, or overtime operations, days of work, or the amount of construction plant, or update the progress schedule to reflect increased production for meeting the completion date, or all of them, and to submit for approval such supplementary schedule or schedules in chart form as may be deemed necessary to demonstrate the manner in which the agreed rate of progress will be regained, all without additional cost to the OWNER.

Failure of the CONTRACTOR to comply with the requirements of the OWNER under this provision shall be grounds for determination by the OWNER that the CONTRACTOR is not prosecuting the work with such diligence as will insure completion within the time specified. Upon such

determination the OWNER may terminate the CONTRACTOR'S right to proceed with the work or any separable part thereof in accordance with the clause of the contract entitled, "Termination for Default-Damages for Delay - Time Extensions.

Should the Contractor fail to complete the work within the specified time, or within any extra time allowed under these specifications, a sum of money, determined by the following schedule, shall be deducted from any funds due the Contractor, the Owner shall have the right recover the said sum or sums from the Contractor or from the surety, or from both. The amounts of these deductions are to cover the liquidated damages to the Owner incurred by additional or other expenses due to the failure of the Contractor to complete the work or any part of the work within the time specified, and such deductions are not to be considered penalties.

The damages indicated above shall be considered as liquidated damages for the loss to the Owner on account of the expense due to the employment of Engineers and their assistants and to any others expenses incurred after the expiration of the Contract time as determined by the Engineer.

MEASUREMENT AND PAYMENT

Measurement and payment for the following bid items shall be as described and shall include all material equipment, labor and testing to install and make operational a complete sewer system as detailed on the contract drawings and in these specifications.

FORCE MAIN

Payment for force main will include all labor equipment and materials to install force main as denoted on the construction plans and/or in the specifications. The item shall include all pipe fittings, trenching, bedding, marking tape, tracer wire, back fill, compaction and other items necessary to produce a functioning force main. Item shall be paid per installed and accepted linear foot.

SEWER MAIN (SDR-26), HDPE, OR OTHER

Payment for all sewer mains will be per linear foot for various diameter pipe measured from centerline of manhole to centerline of manhole in relation to the diameter of the pipe and the depth of cut as shown in the individual bid items.

STEEL CASING

Payment for steel casing will be per linear foot measured from end to end of casing along the centerline of pipe. Diameter and thickness shall be as noted in the plans and specifications. Bored or Open cut casing pipe shall include labor, equipment and materials to install bore at depth as shown on plans.

AIR RELEASE VALVE

The item shall include an air release valve with concrete manhole enclosure as required by the plans and specifications. The item shall be paid per each.

CONCRETE ENCASEMENT FOR SEWER LINE

Payment for concrete encasement for sewer line shall include furnishing and installing concrete to encase a proposed sanitary sewer line. Item shall include forming, material, haul, placement, compaction and testing necessary to meet the plans and specifications. Payment shall be per linear foot measured along the length of the sewer pipe and end of concrete. The item shall be paid per linear foot.

REMOVAL OF SEWER PIPE THROUGH EXISTING BOX CULVERT

Payment for removal of sewer pipe through existing box culvert shall be as indicated on the construction plans. The item shall include all labor, materials and equipment necessary to complete the item including proper patching of voids in the box culvert. The item shall be paid per linear foot.

MANHOLES

Payment for manholes will be per each and depth of manhole in appropriate depth bracket measured from lid of manhole to downstream invert. Depth shall be based on individual bid items.

DROP MANHOLE CONNECTION

Payment for drop manhole connection shall include furnishing and installing all hardware required to assemble a drop as detailed in the plans and specifications. Payment shall be per each.

DEMOLITION AND REMOVAL OF EXISTING MANHOLES

Payment for demolition and mobilization of existing manholes shall be as indicated on the construction plans. The item shall include the total removal of the manhole assembly and removal and disposal off site. The item shall include all disposal and transportation costs. The item shall be paid per each.

LIFT STATION

Item shall include all necessary labor, materials and equipment necessary to provide a functioning lift station based on the plans and specifications. The item shall include but not limited to clearing and grubbing, borrow material, crushed aggregate, concrete wet well, pumps, electrical, disconnect, valve pit, gages, service pole, meter box, lifting chain, guide rail, chain link fence with gates and other misc. equipment as required by the plans. The item shall be lump sum and paid as a percentage complete based on the engineer's determination at the time of the estimate.

SEWER SERVICE TEE

Payment for sewer service tee will be per each at the bid size. Price shall include all labor, materials and equipment necessary to install sewer service tee based on plans and specifications.

SANITARY SEWER SERVICE TAP

Payment for sanitary sewer service tap will be per each at the bid size. Price shall include all labor, materials and equipment necessary to install sanitary sewer service tap based on plans and specifications.

PVC SEWER SERVICE LINE

Payment for sewer service will be per linear foot for various diameter pipe measured from end of sewer tee to the fitting on the cleanout to the nearest whole foot. Item shall include all labor, equipment and materials necessary to install all equipment.

SEWER CLEANOUT

Payment for sewer cleanout will be per each to include all labor, materials and equipment at the bid size. Price shall reflect depth as necessary to provide sanitary sewer service to project area.

REMOVAL OF EXISTING SEPTIC TANK

Payment for abandonment septic tank shall be as indicated on the construction plans. The item shall include the removal of the septic tank lid and proper disposal of all components from the removal process. Necessary backfill required for the void shall be included in the item. Item shall include any necessary reconnection fittings or pipe to make the facility a fully functioning sanitary sewer service. The item shall include all labor, equipment and materials necessary for removal of existing septic tank. Bypass pumping shall be an absorbed portion of this item should it be necessary for the installation. The item shall be paid per each.

WATER SERVICE REPAIR

Payment for water service repair shall include all fittings, tubing, curb stop, corporation stop, tapping saddle and misc materials, labor and equipment to repair existing water services in conflict with construction or as directed by the engineer. Item shall be paid per each.

CRUSHED AGGREGRATE

Payment for crushed aggregate shall include furnishing and installing material as specified in the plans and specifications. Crushed aggregate shall be installed as a base material for the pavement repairs. Crushed aggregated may be used for a temporary riding surface. Temporary riding surface will be removed prior to pavement repairs and moved to another location as directed by the engineer at no additional cost to the project. Payment shall be per ton from certified scales.

SELECT FILL MATERIAL

Payment for select fill material will be based on loose vehicular measurement. Haul vehicles shall be measured and volumes calculated. It shall be the discretion of owner as to the overall percentage full of haul material. Item shall include material, haul, placement and testing necessary to meet the plans and specifications.

CONCRETE SIDEWALK REPAIR

Payment for concrete sidewalk repair shall include furnishing and installing sidewalk to match removed concrete sidewalk. Item shall include forming, material, haul, placement, compaction and testing necessary to meet the plans and specifications Item shall not be used for damage to sidewalk as a result of poor construction methods or neglect from the contractor. Payment shall be per square yard measured at the back of the curb.

CONCRETE PAVEMENT REPAIR

Payment for concrete pavement repair shall include furnishing and installing concrete pavement as specified in the plans and specifications. Item shall include forming, material, haul, placement compaction and testing necessary to meet the plans and specifications. Payment shall be per square yard.

ASPHALT PAVEMENT REPAIR

Payment for Hot Mix Asphalt shall include furnishing and installing asphalt pavement as specified in the plans and specifications. Item shall include material, haul, placement compaction and testing necessary to meet the plans and specifications. Payment shall be per square yard.

GROUTED RIPRAP

Payment for grouted rip rap shall include furnishing and installing filter fabric, grading, rock, grout, etc. as required by the plans and specifications. Item shall include all materials, labor and equipment. Payment shall be made by square yard based on the amount of material in place. Square yardage shall not include toe walls which will be included in the total project amount.

REMOVE AND RESET RIPRAP

Payment for removal and reset of grouted rip rap shall include furnishing and installing filter fabric, grading, additional rip rap, grout, etc. as required by the plans and specifications. Item shall include all materials, labor and equipment. Payment shall be made by square yard based on the amount of material in place. Square yardage shall not include toe walls which will be included in the total project amount.

REMOVAL OF EXISTING STEEL CASING

Payment for removal of existing steel casing shall be as indicated on the construction plans. The item shall include all labor, materials and equipment necessary to complete the removal item including proper disposal of steel casing. The item shall be paid per linear foot.

REMOVE AND REPLACE FENCE

Payment for removal of fence shall be per linear foot as measured along the existing fence prior to removal. Item shall include but not be limited to all labor, equipment, supplies and materials necessary to completely remove various types of existing fence, posts and concrete base if present, gates, wire and other hardware, and replace with a similar fence with similar components to match existing components as specified in the plans and specifications.

CONCRETE

Payment for concrete shall include furnishing and installing concrete with specified class as specified in the plans and specifications. Item shall include forming, material, haul, placement compaction and testing necessary to meet the plans and specifications. Item shall include reinforcing steel, grates, etc. as necessary and required. Payment shall be per cubic yard.

REMOVAL OF STORM SEWER PIPE

Payment for removal of storm sewer pipe shall be as indicated on the construction plans. The item shall include the total removal of cross drain and side drain pipe and removal and disposal off site. The item shall include all disposal and transportation costs. The item shall be paid per linear foot.

REINFORCED CONCRETE PIPE (R.C.P)

Payment for all drainage pipe will be per linear foot for various diameter pipe measured from end of pipe to end of pipe installed in relation to the diameter of the pipe.

CORRUGATED PLASTIC PIPE

Payment for corrugated plastic pipe shall be per linear foot as measured along the constructed pipe. Item shall include but not be limited to all labor, equipment, supplies and materials necessary to furnish, construct and install pipe, fittings, bedding, as specified in the plans and specifications.

CLEARING AND GRUBBING

Payment for clearing and grubbing shall include removal of all items within the required limits of construction necessary to complete the project based on the construction plans and specifications. Payment shall include off site removal of all items removed during clearing and grubbing. Item shall include all materials, labor and equipment necessary to meet the plans and specifications. Payment

shall be lump sum.

GRASSING

Payment for grassing work shall include furnishing and installing seeding, fertilizer, lime and other components required to establish permanent grassing. Grassing shall include final grading prior to installation of seeding materials. The unit measurement shall be lump sum and based on the percentage of area completed in full to date at time of estimate.

EROSION CONTROL

Payment for Erosion Control shall include furnishing, installing and maintaining wattles, silt fence or other measures as required by current Mississippi Department of Environmental Quality standards. Wattles and silt fence shall be installed and maintained to prevent erosion under or excess siltation within 24 hours of a rain event. The unit measurement shall be Lump Sum and shall include any required maintenance.

MOBILIZATION

Payment for mobilization shall enable contractor to assemble materials, equipment, etc. on site, to prepare for construction. The unit measurement shall be lump sum. Mobilization shall be paid 50 percent at 5 percent of construction complete and 100 percent at 25 percent of construction complete.

MAINTENANCE OF TRAFFIC

Payment for maintenance of traffic will be lump sum. Item shall include all materials, labor and equipment to maintain traffic based on the current MUTCD or as required by the engineer.

TECHNICAL SPECIFICATIONS

SANITARY SEWERAGE SYSTEMS

1.0 GENERAL

This item shall consist of furnishing all of the necessary materials, supervision, labor, tools, equipment and incidentals, and the installation of various types and sizes of sewer pipe and related items in accordance with the Contract Drawings and Specifications, as stated in the Proposal.

2.0 APPLICABLE PUBLICATIONS

The following publications form a part of this Specifications and where referred to by basic designation only, are applicable to the extent indicated. The latest editions of the publications referenced shall apply to the work.

AMERICAN SOCIETY FOR TESTING AND MATERIALS (ASTM)

A 139/139M Electric-Fusion (Arc) Welded Steel Pipe (HPS 4 inch and over).

A 252 Welded and Seamless Steel Pipe Piles.

C 31/C 31M Making and Curing Concrete Compressive and Flexural Strength Test Specimens in the Field.

C 33 Specifications for Concrete Aggregate

C 39/C 39M Compressive Strength of Cylindrical Concrete Specimens.

D 1248 Polyethylene Plastics Extrusion Materials for Wire and Cable

D 1784 Rigid Poly(Vinyl Chloride)(PVC) Compounds and Chlorinated Poly (Vinyl Chloride)(CPVC) Compounds.

D 2412 Determination of External Loading Characteristics of Plastic Pipe by Parallel Plate Loading.

D 2922 Density of Soil and Soil Aggregate in place by Nuclear Methods (Shallow Depths).

D 3034 Specifications for Type PSM Poly (Vinyl Chloride) (PVC) Sewer Pipe and Fittings.

D 3212 Joints for Drain and Sewer Plastic Pipes using Flexible Elastomeric Seals.

F 477 Specifications for Elastomeric Seals (Gaskets) for Joining Plastic Pipe.

F 794 Poly (Vinyl Chloride)(PVC) Profile Gravity Sewer Pipe and Fittings Based on Controlled Inside Diameter.

AMERICAN NATIONAL STANDARDS INSTITUTE (ANSI)

A21.10 Ductile Iron Fittings, 3 inch through 48 inch for Water and other Liquids.

A21.11 Rubber Gasket Joints for Ductile Iron Pressure Pipe and Fittings.

A21.50 Ductile Iron Pipe, Design Requirements

A21.51 Ductile Iron Pipe, Centrifugally Cast in Metal Molds or Sand-lined Molds, for Water or other Liquids.

AMERICAN WATER WORKS ASSOCIATION (AWWA)

C 104 Cement-Mortar Lining for Ductile Iron Pipe and Fittings for Water and Other Liquids.

C 106 Cast Iron Pipe Centrifugally Cast in Metal Molds, for water and other Liquids.

C 110 Ductile Iron Fittings, 3 inch through 48 inch, for Water and Other Liquids.

C 111 Rubber Gasket Joints for Ductile Iron Pressure Pipe and Fittings.

C 151 Ductile Iron Pipe, Centrifugally Cast in Metal Molds or Sand-Lined Molds, for Water or other Liquids.

AMERICAN ASSOCIATION OF STATE HIGHWAY & TRANSPORTATION OFFICIALS (AASHTO)

T-88 Particle Size Analysis of Soils.

T-89 Determining the Liquid Limit of Soils.

T-90 Determining the Plastic Limit and Plasticity Index of Soils.

T-99 Moisture Density Relations of Soils Using a 5.5 lb. Rammer and 12 inch Drop.

T-191 Density of Soil In-Place by the Sand-Cone Method.

MISSISSIPPI DEPARTMENT OF TRANSPORTATION

Standard Specifications for Road and Bridge Construction Current Edition.

3.0 SUBMITTALS

The following submittals shall be required for the respective materials used in the work. All submittals shall be submitted through the Contractor to the Engineer.

3.1 Ductile Iron Pipe: The following submittals shall be required for ductile iron pipe systems utilized on the project. The Contractor shall furnish manufacturer's certificates certifying that the pipe and fittings conform to the requirements as specified hereinafter under Article 4.0, Materials. In addition, the submittals shall include the following:

A. Joints: The following shall be required for ductile iron joints.

1. Drawings or Manufacturer's Catalogue data indicating dimensions and tolerance.

2. Gaskets shall be tested in accordance with the respective standards as indicated in ANSI 21.11 and results shall be included in the submittals. Test shall be for similar materials on the gaskets and be not more than one year old.

3. Mechanical Joints: Should the Contractor elect to use mechanical joints in lieu of push-on joints, manufacturer's data shall be submitted in accordance with the "Special Requirements for the Mechanical Joint" as stated in ANSI 21.11 (AWWA C 111).

B. Ductile Iron Pipe Submittal Shall Include the Results of:

1. Tension Test
2. Impact Test
3. Low Temperature Impact Test

Sampling procedure shall be as indicated in ANSI 21.51.

3.2 PVC Pipe: The Contractor shall submit manufacturer's certificate certifying that the pipe and fittings conform to the requirements as specified hereinafter under Article 4.0, Materials. In addition, the Contractor shall submit the following:

A. PVC Piping: PVC Pipe shall be sampled, tested, and inspected in accordance with the provisions of ASTM D3034. Copies of test results shall be attached. Test results shall be similar material and not be more than one year old from the date of material delivery.

B. Joints: The following submittals shall be required for PVC joints.

1. Certificate with test results for joints for compliance to ASTM D 3212. Gaskets shall conform to ASTM F 477. Test results shall be for similar material and not be more than one year old.

4.0 MATERIALS

4.1 Gravity Sewer Pipe: Where the type of gravity sewer piping is not indicated on the

plans, the Contractor shall furnish polyvinyl chloride (PVC) pipe.

The Contractor shall be restricted to furnishing the exact type of pipe material where indicated on the Contract Drawings.

The Contractor shall be limited to the use of only one type of pipe (so selected by the Contractor and indicated on the Proposal Form) and shall not change the type of gravity sewer pipe except as follows:

1. Where indicated on the plans, or

2. If permitted in writing by the Engineer.

A. Ductile Iron Pipe: Ductile iron shall be designed in accordance with the latest revision of ANSI/AWWA C150/A21.50 for a minimum 50psi.

Ductile Iron Pipe shall be manufactured in accordance with the latest revision of ANSI/AWWA C151/A21.51. Each pipe shall be subjected to a hydrostatic pressure test of at least 500 psi at the point of manufacture.

Pipe shall be standard asphaltic coating on the exterior. Pipe shall also have a Protecto 401 lining on the interior.

The class or nominal thickness, net weight without lining, and casting period shall be clearly marked on each length of pipe. Additionally, the manufacturer's mark, country where cast, year in which the pipe was produced, and the letters "DI" or "Ductile" shall be cast or stamped on the pipe.

All pipe shall be furnished with Push-On Type Joints, such at Tyton or Fastite. Joints shall be in accordance with ANSI/AWWA C111/A21.11, of latest revision, and be furnished complete with all necessary accessories.

Fittings shall be ductile iron. Fittings shall conform to the latest revision of either ANSI/AWWA C600.

B. PVC Pipe : PVC gravity sewer pipe and fittings shall conform to the requirements of ASTM D 3034 with an SDR of 26 and a minimum stiffness of 46 lb./in. - in and 115 lb./in. - in, respectively. Joints for sewer pipe shall be either push-up or mechanical conforming to the requirements of ASTM 3212. Gaskets for sewer pipe shall conform to the requirements of ASTM F 477.

Approved adaptors shall be used for making connections between PVC pipe and concrete manholes.

C. Service Laterals: Service laterals for local services shall consist of fittings, pipe lengths, and connections of 6 inch or 4 inch pipe. The fittings, pipe lengths and plugs shall be of

the same material as the run pipe unless otherwise indicated on the Contract Drawings. The modified sewer tees shall be an integral part of the run pipe. The remainder of the branch shall consist of standard fittings (elbows, reducers, and lengths of pipe) in accordance with the manufacturer's standard products and as specified. Pipe lengths and joint connections shall meet the specified requirements for the type materials used.

All service lines shall extend a maximum of up to 5 feet from house fronts of residences and public buildings and up to the property lines of businesses.

4.2 Casing Pipe: Steel pipe utilized as casing at locations shown on the Contract Drawings shall be new round piling pipe conforming to the requirements of ASTM A 252 or A 139. Casing diameter shall be adequate to allow pushing of the specified diameter of sewer pipe or force main and make proper connections at the ends. Minimum Wall Thickness for steel casing is 0.25 inch. (Hwy) and 0.28 inch (RR).

4.3 Wash Gravel Bedding Material: Select Granular material for pipe bedding shall be coarse concrete aggregate. The coarse concrete aggregate shall conform to the gradation sizing Number 467 specified in Table 2 of ASTM Standard Specification C-33. (See Following Table:)

SIZE NO. 467

Nominal Size (Sieves w/Square Openings)	Percent Passing by Weight
2"	100
1 - ½"	95 - 100
3/4"	35 - 70
3/8"	10 - 30
No. 4	0 - 5

4.4 Stabilization Material: Stabilization Material shall be a pit run mixture of sand and gravel. The sand shall be hard, sharp and durable particles. All gravel shall pass a 1 - ½" sieve.

4.5 Clay Gravel Material: Clay Gravel Material shall meet MDOT Standards Class 6, Group C.

4.6 Concrete: Concrete shall be in accordance with the requirements of Technical Specifications - CONCRETE

4.7 Select Backfill: General : The select material shall be composed of a natural or artificial mixture of sand, silt, clay or soil binder or other material of satisfactory cementing value. The sand shall be hard, sharp, and durable particles, preferably siliceous. The binder shall be a grade

of clay or other material having satisfactory cementing qualities and shall be homogenous in character, free from vegetable matter, clay balls or other deleterious substances that cannot be classed as serviceable base material.

A. Gradation: Any coarse aggregate contained in the material shall pass the one and one-half (1-1/2), sieve and not more than thirty-five percent (35%) shall be retained in the Number 10 sieve. The plasticity index (P.I.) shall not exceed 12, nor shall the liquid limit exceed 30.

The composite selected sand-clay material passing the Number 10 sieve shall conform to the following minimum and maximum gradation limits:

Sieve	Percent Passing by Weight
Number 40	40 - 85
Number 60	30 - 70
Number 270	8 - 30
Silt (.05 to .005 mm)	3 - 15
Clay (Passing .005 mm)	3 - 15

4.8 Backfill: All other backfill shall consist of excavated material removed from the trench unless otherwise directed by the Engineer. CONTRACTOR shall separate poor and acceptable material during excavation. Failure to separate material shall require CONTRACTOR to furnish acceptable backfill at no additional cost to the project.

5.0 CONSTRUCTION:

5.1 Earthwork:

A. Site Preparation: Topsoil shall be stripped and stockpiled in accordance with Technical Specifications - Restoration of Roads, Driveways, Fences, Lawns, and other Grassed Areas.

All vegetation such as brush, heavy sod, heavy growth of grass, decayed vegetative matter, rubbish and any other unsuitable material within the area of trenching shall be stripped or otherwise removed before the trenching is started, and in no case shall such objectionable material be allowed in the trench.

Stripping operation shall be to a depth of not less than 6 inches in all cases.

B. Asphalt or Concrete Removal: Before trenching operations begin, the existing asphalt or concrete pavement shall be scored or cut to a proper depth to give a straight verticle edge when removed. The asphalt or concrete shall be disposed of offsite by the Contractor. While removing the asphalt or concrete in the trench line, never shall the adjacent asphalt be raised or pulled from its base.

C. Trenching: The Contractor shall determine all requirements for trench dimensions,

alignment, and grades. The trench shall be excavated in conformance with all federal, state and local regulations for the protection of the workmen. Shoring, sheeting and/or a moveable form shall be used as required to provide earth stability during the laying operations.

The final excavation of the trench for the pipe installation shall be a indicated on the Plans. Minor variations in horizontal (within the permanent easement) or vertical alignment during construction shall be made during construction (with the Engineer's approval) to facilitate ease of installation and operation (due to potential conflicts; i.e., utility conflict) at no additional cost to the Owner except for additional piping, if any. The trench from the top of the pipe down to the bottom of the bedding shall be of a consistent width as indicated on the plans. Should the excavated width of the trench be larger than the design width, the Engineer may direct that a higher type or class of bedding be used; or other adjustments be made to increase the load carrying capacity of the pipe.

The Contractor shall not excavate more trench in advance of pipe laying than is necessary to perform the work efficiently. No more than 100 feet of open trench shall be allowed unless approved by the Engineer.

Excavated material shall be placed in a manner that will not obstruct sidewalks, driveways, or other structures. Excavated material shall not be placed so as to surcharge the walls and jeopardize trench stability.

If adequate area is not available on the construction site, the CONTRACTOR will be required to stockpile material off site Owner shall not bear any additional expense.

Ledge Rock, bolders and large stones shall be removed to provide a minimum clearance of 4 inches (10 cm) below and on each side of all pipes.

D. Disposal: The Contractor shall satisfactorily dispose of all excess earth from excavations either in approved (by the Engineer) areas within the construction limits or away from the project in disposal sites obtained by the Contractor.

The Contractor will be permitted to mound excess earth over the trench to a maximum depth of 12 inches above the original ground surface or finished grade where the trench is located in unimproved property. Wasting of excess excavated material will not be permitted within any road ROW. All material within the construction limits shall be placed so that natural drainage is maintained and the surface shall be graded to a smooth and uniform appearance. The disposal of waste and excess excavating materials, including hauling, handling, grading, and surfacing shall be subsidiary obligation of the contractor and no separate payment will be made. Therefore, the cost of such work shall be included in the Contract Unit Price for installation of sewer pipe.

E. Dewatering: The site shall be kept free of surface water at all times. The Contractor shall install drainage ditches and dikes and shall perform all pumping and other work necessary to divert or remove rainfall and other accumulations of surface water from the excavations. The

diversion and removal of surface water shall be performed in a manner that will prevent the accumulation of water behind temporary structures or at any other locations within the construction area where it may be detrimental. The Contractor shall provide, install, and operate sufficient trenches, sumps, pumps, hoses, piping, well points, deep wells, etc., necessary to depress and maintain the ground water level at least one foot below the base of the excavation during all stages of construction operations. The ground water table shall be lowered in advance of excavation and maintained a minimum of one foot below the lowest excavation subgrade made until the structure has sufficient strength and weight to withstand horizontal and vertical soil and water pressures.

Where groundwater is encountered, the Contractor shall make the effort necessary to secure a dry trench bottom before laying pipe. In sandy and in other suitable type soils, dewatering shall be done by well pointing. If, in the opinion of the Engineer, the Contractor has failed to obtain an absolutely dry trench bottom by insufficient use of all known methods of trench dewatering, the Engineer may order the Contractor to excavate below grade and place not less than 6 inches of graded crushed stone fill material over the trench bottom to form trench drains to suitably located sumps and to remove the water by bailing or pumping. The graded crushed stone fill material shall be placed at the Contractor's own expense and shall be of such depth that there shall be not water in bell holes at the time of coupling pipe. All costs of equipment, labor, and materials required for dewatering shall be included in the pipe laying operation.

F. Bedding: The Contractor shall satisfactorily shape the trench area (to specified line, grade and cross section) to receive bedding material. The bottom of the trench shall be undisturbed soil. Should the Contractor over excavate the trench without direction from the Engineer, the trench shall be brought up to grade with select backfill and compacted to at least 90% of maximum laboratory density as measured by AASHTO T 99. Such additional work and materials for over excavation without direction of the Engineer shall be at the expense of the Contractor.

Holes for the bells shall be provided at each joint in the subgrade or in the granular fill bedding material as required. The holes shall be no larger than necessary for joint assembly and assurance that the pipe barrel will lie flat on the material. The Contractor shall install the proper bedding for the respective type of pipe and depth of installation as shown in the details and schedules on the plans. When depths vary in a particular manhole run, the Contractor shall change bedding systems in accordance with the depth installation requirements.

1. Stabilization Materials: When the subgrade is found to be unstable or to include ashes, refuse, organic material, or other unsuitable material, the Engineer may direct that the subgrade be over excavated to remove such material. The depths of over excavation shall be as directed by the Engineer. Stabilization material shall be placed into the over excavated area of the trench and shall be paid for in accordance with these specifications. Stabilization shall be compacted to at least 90% of maximum laboratory density in six inch lifts.

2. Bedding Materials: As detailed in the plans, bedding material shall be placed to the

specified depth below the pipe and tamped to a minimum of 90% of maximum laboratory density as determined in accordance with AASHTO T 99. Following placement of pipe, additional bedding material shall be placed and consolidated under the haunches of the pipe. Special tools shall be required to work the material into place and leave no voids beneath the pipe. The bedding material shall be tamped along the spring line (or along the top of the bedding material as indicated) of the pipe to sufficiently compact the material insofar as practical.

The Engineer may direct additional moisture be added to the bedding material to aid in the compaction effort. Mechanical tampers may be employed to aid the process. Depending on the particular bedding required , additional bedding shall be added and tamped to a minimum of 90% of maximum laboratory density, with AASHTO T-99.

3. Select Backfill: Select backfill shall be placed in 6 inch lifts and tamped to a minimum laboratory density with AASHTO T-99. Overall depth of the select backfill shall be as directed by the Engineer.

4. Normal Condition Bedding: Under normal conditions the trench bottom shall be undisturbed earth shaped to the specified line, grad, and cross section with proper bell holes at each joint to insure that pipe barrel lies flat on trench bottom. The bedding material will be selected native materials excavated from the trench and placed in two lifts. The first lift being placed up to the spring line of the pipe and extending out to the trench walls and hand tamped to a minimum of 90% of maximum laboratory density. Special care shall be used in placing and tamping bedding to insure no voids under the haunches of the pipe. The second lift shall extend to approximately 6" above pipe (Material permitting) and hand tamped to 90% density.

5. Backfilling: Upon completion of placement of select material the excavated materials shall be immediately placed back into the trench. Specific requirements are:

a Backfill requirements for road crossings, parking lots, driveways, and sidewalks shall be in accordance with Technical Specifications - RESTORATION OF ROADS,DRIVEWAYS, FENCES, LAWNS, AND OTHER GRASSED AREAS.

b. Backfill requirements for unimproved areas (pastures, wooded areas) shall consist of placement and shaping of the soil in such a manner as to allow maximum natural consolidation. No compaction of the general backfill in the unimproved areas will be required, except that caused by conventional shaping equipment.

c. No debris shall be used as backfill which has a volume in excess of one-half of one cubic foot or a weight excess of 75 pounds.

6. Sheeting Removal: Wooden sheeting or other thick sheeting or shoring members which have been driven or otherwise placed along the trench walls to an elevation below the spring line of the pipe shall be cut off at the spring line or higher and left in place.

7. Grading and Grassing: Final grading and grassing shall be in accordance with

5.2 PIPE HANDLING AND STORAGE: Pipe shall be handled, staked, and stored in accordance with manufacturer's printed literature. The Contractor shall provide security as required to prevent damage by vandals. PVC pipe shall be shaded from sunlight for extended lengths of time. Pipe damaged during storage and handling shall be rejected.

5.3 PIPE LAYING: Pipe laying shall proceed upgrade with the spigot ends of the bell-and-spigot pipe and tongue ends of the tongue and groove pipe jointing in the direction of flow. Each pipe shall be laid true to line and grade and in such a manner as to form a close concentric joint with the adjoining pipe and to prevent sudden offsets of the flow line. As the work progresses, the interior of the sewer shall be cleared of all dirt and superfluous materials of every description. Where cleaning after laying is difficult because of small pipe size, a suitable swab or drag shall be kept in the pipe and pulled forward past each joint immediately after the jointing has been completed. Trenches shall be kept free of water and pipe shall not be laid when the condition of the trench or the weather is unsuitable for such work. At times when work is not in progress, open ends of pipe and fittings shall be securely and satisfactorily closed so that no trench water earth, or other substance will enter the pipe or fittings.

Pipe laying shall be performed in such a manner that no foreign material enters the pipe. The Engineer may require that before lowering pipe, heavy canvas bags be placed over each end, and left in place until joints are ready to be made. If water is in the trench, the seals shall remain in place until the trench is pumped completely dry. If conditions are unsuitable, no pipe shall be laid until satisfactory laying conditions are obtained in accordance with the above specified requirements.

The Contractor shall utilize a commercial grade laser beam specifically manufactured to aid in maintaining grade and alignment of pipelines during installation. The primary unit shall be mounted on a heavy duty base and firmly anchored in the downstream manhole of the reach under construction. The maximum distance shall not exceed four hundred feet (400') per set-up.

Each joint of pipe shall be installed using an approved target to align the pipe with the projected laser beam. The methods and procedures shall be in strict accord with the manufacturer's recommendations and instructions. Proper ventilation shall be maintained at all times. Care shall be exercised in order to prevent bumping or misalignment of the projected bean. Sewer lines shall be laid such that the installed variation of invert elevations when compared with the construction plans does not exceed 0.05 feet. Sewer lines in which said variation exceeds 0.05 feet may be rejected. Sewer pipe shall be visually inspected for alignment by lamping, televising or by other appropriate means to determine alignment.

Whenever a movable steel box is used in place of sheeting, the Contractor shall take care to prevent the pipe from moving when the steel box is moved.

5.4 PIPE JOINTING: Piping shall be jointed in accordance with the manufacturer's printed recommendations. Gaskets shall be firmly set within the bells and grooves as required. The manufacturer's recommended lubricant or an approved equal shall be applied for slip type joints.

A. PVC Pipe Joint Construction: The bell and spigot ends of PVC sewer pipe shall be cleaned of all foreign material that could interfere with proper assembly of the joints. The spigot ends shall be cleaned one inch (1") beyond the joint assembly reference mark.

The spigot end of the pipe shall be thoroughly lubricated in accordance with the manufacturer's recommendations. The coating should be the equivalent of a brush coat of enamel paint and maybe applied by hand, cloth, pad sponge or glove.

The lubricated spigot end shall be inserted into the bell keeping the pipe length in proper alignment. The bell shall be braced while the spigot end is pushed in under the rubber ring, so that previously competed joints in the line will not be closed up. The spigot end shall be pushed into the bell until the reference mark is flush with the end of the bell.

Generally, the installation and jointing of PVC Pipe shall conform to the requirement so the latest edition of ASTM D-2321, "Underground Installation of Flexible Thermoplastic Sewer Pipe".

B. Ductile Iron Pipe Joint Construction: The installation and jointing of ductile iron pipe and shall generally conform to the applicable provisions of AWWA Standard Specifications C-600 for pipe laying.

Where mechanical joint pipe is used, the surfaces which come in contact with the gasket shall be thoroughly brushed with a wire brush just prior to assembly. The gasket should be brushed with soapy water prior to installation to remove loose dirt and to lubricate gasket as it is forced into its retaining space.

When tightening bolts, it is essential that the gland be brought up toward the pipe flange evenly. The bolts should be partially tightened; the bottom bolt first, then the top; next the bolts on either side; and last , the remaining bolts. Overstressing of bolts to compensate for poor installation will not be permitted. Bolt torque shall be in accordance with manufacturer's specifications.

All joints of whatever type shall be completely water tight after being subjected to the required tests.

C. Jointing Dissimilar Pipes: Suitable adaptor couplings are required for connecting dissimilar pipes. The couplings shall be approved by the Engineer before installation.

5.5 STREAM CROSSING: Ductile iron pipe Class 50 shall be used as shown on the Drawings. Granular fill, concrete, and concrete collars shall be placed or constructed as shown on

the contract drawings.

5.6 SERVICE LATERALS (LINES): Modified sewer tees shall be installed on the run pipe at the appropriate field locations. Service lines of the sizes specified shall be laid to a uniform grade so that the customer being served can be tied-in using good construction practices. All tamping and backfilling operations shall be performed the same as on main line pipe. Removable plugs shall be securely installed in pipe ends and a 2" x 2" treated post extending 12" above the ground line shall mark the pipe end location.

5.7 BORINGS: Borings shall be accomplished in accordance with Mississippi State Highway Department or Railway Standards. The contractor shall provide all necessary sheeting, bracing, cribbing, supports and appurtenances to insure the proper line and grade throughout the entire length of the crossing.

A. Casing Pipe: Casing Pipe shall be installed as indicated on the Contract Drawings. Joints shall be completely welded to provide structural integrity and shall be water tight.

B. Carrier Pipe: Carrier pipe may be any of the allowed options of piping. However, the piping and joints shall be capable of withstanding the stress exerted by pushing the pipe within the casing.

C. Carrier Pipe Supports: Supports for the carrier pipe shall be as recommended by the manufacturer for such installation. Supports shall be spaced to adequately support the piping under surcharged sewage conditions.

D. Casing Seal: The annulus between the casing and carrier pipe shall be sealed at each end with a quick setting grout.

5.8 RELATION TO WATER MAINS:

A. Horizontal Separation: Whenever possible, sewers should be laid at least 10 feet, horizontally, from any existing or proposed water main. Should local conditions prevent a lateral separation of 10 feet, a sewer may be laid closer that 10 feet to a water main if:

1. It is laid in a separate trench.

2. It is laid in the same trench with the water mains located at one side on a bench of undisturbed earth.

3. In either case the elevation of the crown of the sewer is at least 18 inches below the invert of the water main.

B. Vertical Separation: Whenever sewers must cross under water mains, the sewer shall be laid at such an elevation that the top of the sewer is at least 18 inches below the bottom of the

water main. When the elevation of the sewer cannot be buried to meet the above requirement, the water main shall be relocated to provide this separation or reconstructed with slip-on or mechanical-joint ductile iron pipe, or prestressed concrete cylinder pipe for a distance of 10 feet on each side of the sewer. One full length of water main should be centered over the sewer so that both joints will be as far from the sewer as possible.

C. Special Conditions: When it is impossible to obtain proper horizontal and vertical separation as stipulated above, the water main should be constructed of slip-on or mechanical-joint ductile iron pipe. or prestressed concrete cylinder pipe and the sewer constructed of mechanical-joint ductile iron pipe and both services should be pressure tested to assure water tightness.

5.9 CONTINUATION OF SERVICE

The existing wastewater system shall remain in operation during the duration of the project. Should removal of facilities from operation become necessary, a plan which will avoid or minimize pollution effects on any receiving stream and provide alternate service for wastewater facilities shall be reviewed and approved in advance by the Mississippi Department of Environmental Quality and shall be adhered to during construction.

6.0 TESTING

6.1 Ductile Iron Pipe:

A. Field Inspection: The Engineer shall perform visual inspection of the material prior to placement by the Contractor. The Engineer may make non-destructive tests to determine the soundness of the pipe. The Contractor shall assist the Engineer in handling and moving the pipe as required.

B. Material Test: Material test shall be conducted during the manufacturing process and the results shall be included as part of the submittals. No other material test shall be required.

6.2 PVC PIPING: Material test shall be conducted during the manufacturing process and the results shall be included as part of the submittal. No other material test shall be required.

6.3 STEEL CASING PIPE: Material test shall be included as part the submittal. No other material test shall be required.

6.4. BEDDING MATERIAL AND STABILIZATION MATERIAL: Test for gradation and test for material passing the No. 40 sieve shall be as follows:

Gradation	-	AASHTO T 88
Liquid Limit	-	AASHTO T 89
Plasticity Index	-	AASHTO T 90

One set of each test listed above will be required for every 500 cubic yards or major fraction thereof.

6.5 COMPACTION TESTS: Compaction tests shall be performed in accordance with AASHTO T 191 or ASTM D 2922. Maximum compaction shall be determined in accordance with AASHTO T99. Compaction tests for sewer pipe related work shall not be less than as follows:

	(Number of Compaction Tests)
AASHTO T-99 AASHTO T-191 or ASTM D 2922 Select Backfill Material OR Stabilization Material One per 100 CY	1
Bedding Material One per 600 LF	2
Tamped Backfill One per 600 LF	2

6.6 INFILTRATION/EXFILTRATION TEST: The Contractor shall provide all plugs, water supply, measuring devices, and all other equipment, material, labor and supervision to measure the infiltration and exfiltration tests as specified below. The Contractor shall perform the test in the presence of the Engineer. All gravity sewer pipe shall be tested in accordance with the following applicable requirements.

A. Infiltration Test: The infiltration test shall be conducted between adjacent manholes. The outlet pipe on the downstream manhole shall be plugged and tested for water tightness to the satisfaction of the Engineer. The accumulated depth of water in the downstream manhole shall be read at 12 hour intervals for two (2) days and the infiltration rate calculated from the data obtained. Any section exceeding an infiltration rate of 200 gallons/day/inch diameter/mile shall be relayed at the Contractor's expense. This means that the Contractor shall locate and repair leaks as necessary to pass the infiltration test. Infiltration test shall be utilized only when ground water is above pipe.

B. Exfiltration Test: The exfiltration test shall be conducted between adjacent manholes. The inlet pipes in the downstream and upstream manholes shall be plugged. The line being tested shall be filled with water until water depth becomes two (2) feet above top of pipe being tested in the upstream manhole. The water loss shall be measured in the upstream manhole at 12

hour intervals for two (2) days and the exfiltration rate calculated from the data obtained. Any section exceeding an exfiltration rate of 200 gallons/day/inch diameter of pipe/mile shall fail the test. The Contractor shall locate and repair leaks as necessary to pass the exfiltration test. A low pressure air test conforming to ASTM C-828-80 or latest revision may be used in lieu of the exfiltration test.

6.7 DEFLECTION TESTS: 100% of the PVC gravity sewer shall be tested 30 days after the final backfill has been in place by the following method:

Use a "Go-, no-go" mandrel which is sized to such dimensions that it will not "go" when encountering a deflection greater than 5%. The instructions for its use are as follows:

A. Completely flush the line making sure the pipe is clean of any mud or debris that would hinder the passage of the mandrel.

B. During the final flushing of the line, attach a floating block or ball to the end of the mandrel, pull rope and float the rope through the line. (A) nylon ski rope is recommended)

C. After the rope is threaded through the line, connect the pull rope to the mandrel and place the mandrel in the entrance of the pipe.

D. Connect a retrieval rope to the back of the mandrel to pull it back if necessary.

E. By hand, remove all the slack in the pull rope and place a tape marker on the top at the end of the pipe where the mandrel will exit, determining the location of the mandrel in the line.

F. By hand, draw mandrel through the sewer lines. If any irregularities or obstructions are encountered in the line, they shall be corrected by the Contractor.

G. If a section with excessive deflection is found, locate it; dig down and uncover the pipe; if any damaged pipe is found, replace it; if pipe is not damaged, replace and thoroughly tamp haunching and initial backfill; replace remainder of backfill.

H. Re-test this section for deflection.

STANDARD SPECIFICATION

FOR LINING DUCTILE IRON PIPE

FOR SEWER SERVICE

1.0 Condition of Ductile Iron Prior to Surface Preparation

All ductile pipe and fittings shall be delivered to the application facility without asphalt, cement lining, or any other lining on the interior surface. Because removal of old linings may not be possible, the intent of this specification is that the entire interior of the ductile iron pipe and fittings shall not have been lined with any substance prior to the application of the specified lining material and no coating shall have been applied to the first six inches of the exterior of the spigot ends.

2.0 Lining Material

The Standard of Quality is Protecto 401 Ceramic Epoxy. The material shall be an amine cured novalac epoxy containing at least 20% by volume of ceramic quartz pigment. Any request for substitution must be accompanied by a successful history of lining pipe and fittings for sewer service, a test report verifying the following properties, and a certification of the test results.

A. A permeability rating of 0.00 when tested according to Method A of ASTM E-96-66, Procedure A with a test duration of 30 days.

B. The following test must be run on coupons from factory lined ductile iron pipe:
   1. ASTM B-117 Salt Spray (scribed panel) - Results to equal 0.0 undercutting after two years.
   2. ASTM G-95 Cathodic Disbondment 1.5 volts @ 77°F. Results to equal no more than 0.5mm undercutting after 30 days.
   3. Immersion Testing rated using ASTM D-714-87.
      a. 20% Sulfuric Acid - No effect after two years.
      b. 140°F 25% Sodium Hydroxide - No effect after two years.
      c. 160°F Distilled Water - No effect after two years.
      d. 120°F Tap Water (scribed panel) - 0.0 undercutting after two years with no effect.

C. An abrasion resistance of no more than 3 mils (.075mm) loss after one million cycles using European Standard EN 598: 1994 Section 7.8 Abrasion Resistance.

3.0 Application

A. **Applicator**
The lining shall be applied by a certified firm with a successful history of applying linings to the interior of ductile iron pipe and fittings.

B. **Surface Preparation**
Prior to abrasive blasting, the entire area to receive the protective compound shall be inspected for oil, grease, etc. Any areas with oil, grease, or any substance which can be removed by solvent, shall be solvent cleaned to remove those substances. After the surface has been made free of grease, oil or other substances, all areas to receive the protective compounds shall be abrasive blasted using sand or grit abrasive media. The entire surface to be lined shall be struck with the blast media so that all rust, loose oxides, etc., are removed from the surface. Only slight stains and tightly adhering oxide may be left on the surface. Any area where rust reappears before lining must be reblasted.

C. **Lining**
After the surface preparation and within 8 hours of surface preparation, the interior of the pipe shall receive 40 mils nominal dry film thickness of Protecto 401. No lining shall take place when the substrate or ambient temperature is below 40 degrees Fahrenheit. The surface also must be dry and dust free. If flange pipe or fittings are included in the project, the lining shall not be used on the face of the flange.

D. **Coating of Bell Sockets and Spigot Ends**
Due to the tolerances involved, the gasket area and spigot end up to 6 inches back from the end of the spigot end must be coated with 6 mils nominal, 10 mils maximum using Protecto Joint Compound. The Joint Compound shall be applied by brush to ensure coverage. Care should be taken that the Joint Compound is smooth without excess buildup in the gasket seat or on the spigot ends. Coating of the gasket seat and spigot ends shall be done after the application of the lining.

E. **Number of Coats**

The number of coats of lining material applied shall be as recommended by the lining manufacturer. However, in no case shall this material be applied above the dry thickness per coat recommended by the lining manufacturer in printed literature. The maximum or minimum time between coats shall be that time recommended by the lining material manufacturer. **To prevent delamination between coats, no material shall be used for lining which is not indefinitely recoatable with itself without roughening of the surface.**

F. **Touch-Up & Repair**

Protecto Joint Compound shall be used for touch-up or repair in accordance with manufacturer's recommendations.

4.0 Inspection and certification

A. **Inspection**

1. All ductile iron pipe and fitting linings shall be checked for thickness using a magnetic film thickness gauge. The thickness testing shall be done using the method outlined in SSPC-PA-2 Film Thickness Rating.
2. The interior lining of all pipe barrels and fittings shall be tested for pinholes with a nondestructive 2,500 volt test. Any pinholes found shall be repaired prior to shipment.
3. Each pipe joint and fitting shall be marked with the date of application of the lining system along with its numerical sequence of application on that date and records maintained by the applicator of his work.

B. **Certification**

The pipe or fitting manufacturer must supply a certificate attesting to the fact that the applicator met the requirements of this specification, and that the material used was as specified.

5.0 Handling

Protecto 401 lined pipe and fittings must be handled only from the outside of the pipe and fittings. No forks, chains, straps, hooks, etc. shall be placed inside the pipe and fittings for lifting, positioning, or laying. The pipe shall not be dropped or unloaded by rolling. Care should be taken not to let the pipe strike sharp objects while swinging or being off loaded. Ductile iron pipe should never be placed on grade by use of hydraulic pressure from an excavator bucket or by banging with heavy hammers.

MANHOLES

1.0 GENERAL:

This item shall consist of furnishing all materials, labor, supervision, tools, equipment and incidentals for the construction of standard manholes, in accordance with the Contract Drawings and Specifications. Included in the work are structural excavation, backfill, and disposal of excess material.

2.0 APPLICABLE DOCUMENTS:

The following publications form a part of this specification and where referred to by basic designation only, are applicable to the extent indicated. The latest editions of the publications referenced shall apply to the work.

American Society for Testing and Materials (ASTM)

A 48/A48M Standard Specification for Gray Iron Casting

C 39/C39M Standard Specification fo Test for Compressive Strength of Cylindrical Concrete Specimens

C 443 Standard Specification for Joints for Circular Concrete Pipe and Manholes Using Rubber Gaskets

C 478 Standard Specification for Precast Reinforced Concrete Manhole Sections

C 497 Standard Test Methods for Concrete Pipe, Manhole Sections, or Tile

C 2922 Density of Soil and Soil Aggregate in Place by the Nuclear Method (Shallow Depths)

American Association of State Highway and Transportation Officials (AASHTO):

M-198 Standard Specifications for Joints for Concrete Pipe, Manholes, and Precast Box Sections Using Preformed Flexible Joint Sealants.

T-99 Standard Method of Test for the Moisture-Density Relations of Soils Using a (2.5kg) Rammer and (305 mm) Drop.

T-191 Standard Method of Test for Density of Soil In-Place by the Sand-Cone Method.

3.0 SUBMITTALS

The following tests or data shall be submitted to the Engineer from the Contractor for approval prior to incorporation into the work:

3 .1 Certificates: The Contractor shall furnish certificates from supplier certifying the products conform to the required specifications included herein for the following items:

3.1.1. Flexible Plastic Gaskets
3.1.2. Precast Manhole Bases
3.1.3. Precast Manhole Riser Sections
3.1.4. Manhole Steps
3.1.5. Manhole Frames and Covers (ASTM A 48)
3.1.6. Epoxy Grout

3.2 Catalogue Cuts or Brochures: The Contractor shall also submit catalogue cuts or product brochures providing descriptive data, recommended application and use, and installation procedure for the following items:

3.2.1. Manhole Frames and Covers
3.2.2. Epoxy Grouts
3.2.3. Manhole Steps

4.0 MATERIALS

4.1 Manhole Riser Sections: Manhole riser sections shall be precast reinforced sections conforming to ASTM C 478 and as shown on the Contract Drawings.

4.2 Joints: Joints for precast riser sections shall be concrete pipe type flexible plastic gaskets. Joint material shall be preformed conforming the requirements of AASHTO M-198. Installation shall be in accordance with manufacturer's recommendations.

4.3 Concrete Manhole Bases: Concrete manhole bases shall be precast or cast-in-place as follows:

4.3.1 Cast-In-Place Manhole Bases and Box Type Bases (if used): Concrete and reinforcing steel shall conform to the requirements of Technical Specifications - CONCRETE.

4.3.2 Precast Concrete Bases: Precast concrete bases shall conform to the requirements of ASTM 478 with reinforcing steel (size and spacing as indicated on the plans).

4.4 Manhole Steps: Manhole steps shall be plastic coated corrosion resistant and shall be installed as shown on the Contract Drawings.

4.5 Cement Grout: Cement grout shall be high strength, non-metallic conforming to Corps of Engineers CRD-C-588. The grout shall be V-3 by W. R. Meadows, Inc., Masterflow 713 by Master Builders or equal.

4.6 Manhole Frame and Covers: Manhole frame and covers shall conform to ASTM A 48 as well as to the following requirements. All frame and covers shall be new when installed for the project.

4.6.1 Standard Manhole Cover and Frame - shall be as manufactured by Dews Foundry, Jackson Standard, Model DF-25 (7) or Vulcan Foundry, Model V-1115, 420 Pounds, marked "SEWER", domestic origin, or equal.

4.6.2 Water Tight Manhole Cover and Frame - shall be as manufactured by Vulcan Foundry, Model V2357, or Dews Foundry, Model DF-25(7)W.T., 410 pounds with neoprene gasket, four 5/8 inch stainless steel bolts recessed into cover. Cover labeled "SEWER", domestic origin, or approved equal.

4.7 Epoxy Grout: Epoxy Grout shall be high strength non-metallic, non-shrinking. The grout shall be as by EMBECO, Inc., SEAL-COAT or approved equal.

4.8 Drop Manholes: Concrete for drop manholes shall conform to the requirements of Technical Specifications - CONCRETE. Pipe and fittings shall be the same material and size as the incoming gravity sewer.

4.9 Flexible Connection: At all sewer connections to manholes, provide gasket flexible watertight connection that allows for differential settlement of the pipe and manhole wall.

4.10 All manholes: All manholes shall be lined inside with a sixteen (16) mil dry film thickness of an acceptable coal tax epoxy system.

5.0 CONSTRUCTION

5.1 Earthwork

5.1.1 General: Excavation shall be to the extent required to allow proper construction of the manhole. Shoring and sheeting shall be utilized where required by Federal, State and local codes and regulations for safe working conditions. In addition, shoring and sheeting shall be required to protect the integrity of adjacent structures or prevent adverse effects on surrounding areas. Dewatering shall be employed to the extent required to allow dry working conditions.

5.1.2 General Excavation: The Contractor shall "lay back" or employ shoring and

sheeting as required to assure stability of the excavation. Material shall be stockpiled so as not to surcharge adjoining pipe trenches. Topsoil shall be separated so as to allow the maximum reuse in grassing operations.

5.1.3 Structural Excavation: The area immediately beneath the manhole bases shall be graded and compacted. Compaction shall be to 96% of maximum laboratory density as determined by AASHTO T 99. Should unsuitable material be encountered, the Engineer may direct that the area be over excavated and filled with stabilization material. Specification for stabilization material and payment for such shall be in accordance with Technical Specifications.

5.1.4 Backfilling: Backfill material shall consist of select backfill in accordance with Technical Specifications. Backfilling shall be uniformly placed around the structure in 10-inch layers and be compacted to 90% of maximum density to full depth in unimproved areas. Backfill in paved areas and within five feet to any edge of pavement shall be compacted to 95% of maximum laboratory density in 8-inch layers to the subgrade line. Refer to Technical Sepcifications.

5.1.5 Salvage: Manhole frames and covers removed during excavation shall remain the property of the Owner and shall be delivered to a location designated by the Owner. All other items removed shall be disposed of by the CONTRACTOR at his expense.

5.2 Riser Installation: Precast concrete riser sections shall be installed plumb and in accordance with the details shown on the Contract Drawings. Joints shall be installed in accordance with manufacturer's recommendations.

The manhole invert channels shall be formed in the bases, smooth and semi-circular in shape conforming to the inside of the adjacent sewer section. Changes in the direction of flow shall be made with a smooth curve of as large a radius as the size of the manhole will permit. Changes in size and grade of the channels shall be formed directly in the concrete of the manhole base. The joint between the base and riser section shall be sealed with epoxy grout. Clean pea gravel shall be used as the epoxy grout filler.

Standard manhole cut-outs and lifting holes shall be sealed with epoxy grout.

5.3 Cast-In-Place Concrete: Bases, flat tops, and drop manhole risers shall be constructed in accordance with Technical specifications - CONCRETE.

5.4 Manhole Steps: Manhole steps shall be installed during the manufacturing of the riser or cone sections. Risers and cones shall be joined so the steps are vertically aligned.

5.5 Manhole Frame and Covers: Manhole frame and covers shall be set and grouted in place with cement grout. For manholes located in roads or streets, the manhole cover shall be flush with pavement or surface course.

6.0 TESTING

6.1 General: The Contractor shall conduct (and bear the cost of) all testing (Laboratory Approved by the Owner) as directed by the Engineer and furnish results of such tests prior to incorporating the material into the work. All testing is subsidiary to Manhole Payment Items.

6.1.1 Cast-In-Place Concrete Items: The concrete quality testing for manhole bases, drop manholes, and valve boxes shall be tested in accordance with Technical specifications - CONCRETE.

6.1.2 Manhole Risers and Precast Concrete Bases: Manhole risers and precast concrete bases shall be tested for concrete compressive strength. If the place of manufacture is local and reasonably available to the Engineer, Paragraph (a) shall be followed for testing requirements. Should the place of manufacture not be available, Paragraph (b) shall apply.

The contractor shall prepare (in the presence of the Engineer) standard rodded concrete cylinder or cylinders compacted and cured in a similar manner to the manhole sections. Concrete for such cylinders shall be typical fresh concrete mix drawn from the actual casting operation of a riser or base. Cylinders shall be tested in accordance with ASTM C 39. The average compressive strength shall be equal to or greater than the specified design strength (4000 psi). Not more than 10% of the cylinders shall fall below the design strength (4000 psi). In no case shall any cylinder tested fall below 3200 psi. Number of such cylinder tests shall be as follows:

6.1.2.1 One set of cylinders for each day's run castings or

6.1.2.2 One set of cylinders for each 200 linear feet of riser sections manufactured.

6.1.2.3 One set of cylinders per 20 bases or flat tops manufactured.

The Engineer may require additional tests should compressive test results fail.

6.1.3 Earthwork Test: Maximum laboratory density shall be measured in accordance with AASHTO T-99. Field densities shall be determined in accordance with AASHTO T-191 or ASTM D 2992. Standard proctors and field densities shall be performed in accordance with the following schedule.

Standard proctor tests shall be required for earthwork associated with manhole construction. At least two (2) field density tests shall be conducted for earth work associated with each manhole construction.

6.1.4 Inspection for Watertightness: All manholes shall be inspected for watertightness prior to placing into service.

RESTORATION OF ROADS, DRIVEWAYS, FENCES

LAWNS AND OTHER GRASSED AREAS

1.0 GENERAL

The work under this item of work shall consist of furnishing all necessary materials, labor, supervision, tools, equipment and incidentals for the restoration of roads, driveways, fences, lawns and other grassed areas so as to provide satisfactory repair to all damage caused by general construction work. It is the intent of this Specifications to restore all such features to the general conditions that existed prior to construction activity insofar as practical. It is not the intention of this Specification that trees, which must be cut and removed, be restored. The Contractor is expected to be familiar with the overall area and be satisfied as to the materials required and level of effort needed to accomplish such restoration in accordance with this Specification.

2.0 APPLICABLE PUBLICATIONS

The following publications form a part of this specification and where referred to by basic designation only, are applicable to the extent indicated. The latest editions of the publications referenced shall apply to the work:

American Association of State Highway and Transportation Officials (AASHTO).

T 99 Standard Method of Test for the Moisture Density Relations of Soils Using a 5.5 lg. (2.5 kg) Rammer and a 12-inch (305 mm) Drop.

T 167 Compressive Strength of Bituminous Mixture

T 191 Standard Method of Test for Density of Soil In-Place by the Sand-Cone Method

T 230 Determining Degree of Pavement Compaction of Bituminous Aggregate Mixtures

American Society for Testing and Materials (ASTM)

D 2922 Density of Soil and Soil Aggregate in Place by the Nuclear Method (Shallow Depths)

Mississippi Department of Transportation (MDOT)

Standard Specifications for Road and Bridge Construction, Current Edition.

Manual on Uniform Traffic Control Devices for Streets and Highways (MUTCD)

3.0 SUBMITTALS

3.1 Mix Designs: Design mix will be provided by Contractor and approved by Engineer prior to production of asphalt.

4.0 MATERIALS

4.1 Subbase and Base Courses: Subbase and base courses under paved areas shall be as specified in MDOT Specification Section 301.

4.2 Prime Coat: Prime coat shall consist of Grade MC-30 or Grade MS-70 in accordance with the applicable requirements of MDOT Specification Section 702.

4.3 Bituminous Pavement: Bituminous Pavement for roadway and parking areas, wearing and binder courses, shall consist of a mix in accordance with MDOT Specifications Section 403. Materials shall conform to the following subsection of MDOT Specifications Sections 702 and 703.

Bituminous Materials (AC-20)	702.01	Aggregate

A. BC-1 Binder Course

B. SC-1 for Surface Course	Filler	703.14

C. Topsoil: Topsoil shall be in accordance with Technical Specifications – SEEDING AND SODDING.

E. Seeding and Sodding: Seeding and sodding operations shall be in accordance with Technical Specifications - SEEDING AND SODDING.

5.0 CONSTRUCTION

5.1 Maintenance of Traffic: Prior to limiting or restricting traffic on any street or road, the Contractor shall obtain permission from the Engineer. Through or local traffic shall at all times be accommodated by the use of temporary approaches, crossings or detours (if allowed by the

Engineer). Satisfactory (to the Property Owner) ingress and egress to any public or private property shall be properly maintained. Proper barricades, signs and detour signs shall be provided by the Contractor to adequately warn motorists of obstructions ahead. Lighted (flashing) barricades shall be used at night.

Flagmen shall be provided to direct traffic around equipment and for one way movement of traffic around equipment and for one way movement of vehicles. The Contractor may have to stop construction and restore full traffic during certain rush hours.

The Contractor shall at all times (unless otherwise permitted in writing by the Engineer) maintain open one lane to traffic during construction operations and restore roadways to two-way traffic during non-construction hours. All traffic shall be maintained in accordance with the MUTCD, current Edition.

5.2 Repair of Asphalt/Concrete Streets/Driveways/Parking Lots:

A. Removal and Earthwork: The existing asphalt pavement shall be uniformly saw cut on straight lines and the material shall be removed. Other methods of cutting the existing asphalt surface which will result in a uniform straightedge similar to a sawed cut may be acceptable. Upon completion of the pipe laying, select backfill shall be placed in the excavation in maximum 8-inch lifts and compacted to at least 90% of maximum laboratory density to within one foot of the top subgrade and to 95% of maximum laboratory density in the upper one foot of the subgrade.

Maximum density of typical select backfill material shall be determined in accordance with AASHTO T 191 or ASTM D 2922. Portable mechanical tampers or vibratory compactors shall be used in the trenches. Rollers may be used at street level. Existing base and asphalt surfaces which become undermined during construction shall be removed until firm undisturbed subgrade is reached.

A. Clay Gravel Base Course: Class 4, Group "B" as per 2006 Edition of Mississippi State Highway Department Road and Bridge Specification.

B. Asphalt Repair: Temporary Asphalt repair shall be made using 2" thickness of milled asphalt material.

C. Concrete Repair: Concrete repair shall be made using 3,000 psi concrete meeting Technical Specifications - CONCRETE

D. Prime Coat: Prime coat shall be applied to exposed existing base material prior to overlay with asphaltic base course in accordance with MDOT Specification Section 408.

F. Tack Coat: Tack coat shall be applied to existing or new asphaltic wearing course and asphaltic base, or concrete which is to require asphalt wearing course.

G. Asphalt Wearing Course: Placement and compaction of the bituminous pavement shall be in accordance with MDOT Specification Section 403.03.

E. Utilities: All utility covers excavated during removal of streets, driveways, parking lots shall be restored to finished grade.

5.3 Driveways and Sidewalks: Driveways and sidewalks shall be repaired in similar manner to the original construction. Asphalt drives shall be saw cut where required and repaired in accordance with Paragraph (b) of this Specification. Concrete drives shall be saw cut or removed to the next joint. The minimum thickness for concrete driveway repair is 6 inches and for sidewalks is 4 inches.

Concrete surfaces shall be properly tooled and receive a broom finish. Installation (if required) of new driveway drainage culvert shall be made only at the direction of the Engineer. The Contractor shall take all reasonable precautions to allow for reuse of existing drainage culverts.

5.4 Repair to Gravel Roads: Gravel roads shall be backfilled and compacted in accordance with Paragraph (B) of this Specification. The final surface shall consist of 12-inch in-place compacted clay gravel. Compaction shall be to 100% of maximum laboratory density in accordance with AASHTO T99.

5.5 Repair to Lawns:

A. General: The Contractor shall exercise extreme care to minimize damage to improved lawns. Trees and shrubs within the limits of work shall be removed only for essential construction requirements. Any shrubs, which are removed or damaged, shall be replaced by satisfactory (to the Property Owner) planting by the contractor. Any grass seed areas, roads, streets, driveways, culverts, fences, water lines, metal boxes or other items (excluding trees unavoidably cut) which are damaged by the Contractor, shall be satisfactorily restored by Contractor. Acceptance of improved lawn repairs shall be based on the firm establishment of live stand of grasses and live growth of any replanted and acceptable shrubs. The Contractor shall water and fertilize such areas until healthy growth of grass (and shrubs, if applicable) are attained.

B. Grading: The surface areas shall receive finish grading so the finish topsoil surface (after settlement) will meet the existing contour grade of the area prior to construction. The natural drainage during and after construction shall not be altered so as to cause adverse effects to adjoining properties.

C. Topsoil: The Contractor shall strip topsoil and sod and stockpile for later use. Upon completion of trenching over the area. Additional topsoil shall be furnished if required (at no additional cost) to provide a uniform thickness of 3 inches. Lime at a rate of 1 - ½ tons per acre and fertilizer (13-13-13) at a rate of 800 pounds per acre shall be applied as needed to further

establish grass growth.

D. Grassing: Grass seed, sprigs, or sod similar to the existing lawn grasses shall be planted in accordance with the supplier's recommendations. Winter cover grasses such as rye grass shall be applied (in addition to planting the permanent grasses) if seeding, sprigging, or sodding is done at a time of year when the permanent grasses will not actively grow. The type (s) of permanent grasses shall be the same as the grass (es) in the damaged lawns. If the lawn repairs are accomplished between September 1 and March 1, the Contractor shall continue the restoration work during the next period of March 15 and April 5 and mow the grass and continue the restoration until satisfactory growth of the permanent grass (es) is obtained. Such additional restoration work shall include the 1 - ½ tons of lime per acre, application of 13-13-13 fertilizer at a rate of 800 pounds per acre and replanting and watering permanent grass as necessary to obtain satisfactory (to Engineer) growth. No time will be charged against the Contract Time for any such additional restoration work.

Sodding: Sodding shall be in accordance with Technical Specifications: - Seeding and Sodding

5.6 Erosion Control: During all phases of construction, the Contractor shall adequately protect all work from adverse erosion. Soil shall not be allowed to flow off the limits of work area. The Contractor shall employ the use of ditch checks, matting, temporary grass cover, blankets, or other measures to control erosion. The Contractor shall be responsible to correct damage caused by erosion. During the construction of this project, all work areas will be strictly monitored. All trench lines will be kept in excellent condition, all streets and drives will receive careful maintenance, keeping potholes and settled areas filled in. Dust control is essential and will also be strictly monitored.

5.7 General Grassing of Unimproved Areas

A. General: The Contractor shall seed and establish grass growth in all disturbed areas in unimproved areas (to include pastures and roadsides). Acceptance of the grass cover shall be based upon the firm establishment of a live stand of grass. The contractor shall water such grass if natural rainfall rails to adequately provide moisture. On slopes and other areas subject to erosion, grassing shall be accomplished as soon as practical (within 48 hours unless weather is prohibiting) after finish grading operations.

B. Grading: The surface area shall receive finish grading so the finish topsoil surface (after settlement) will meet the existing contour grade of the area prior to construction. The natural drainage during and after construction shall not be altered so as to cause adverse effects to adjoining properties.

C. Topsoil: The Contractor shall remove existing topsoil and stockpile for later use. Upon completion of backfilling (to establish contours as before construction), the topsoil shall be uniformly spread back over the area. The Engineer may require additional topsoil be furnished by the Contractor, if in the opinion of the Engineer, adequate provisions and efforts

were not made by the Contractor to stockpile and re-use existing topsoil material.

D. Fertilizer and Agricultural Limestone: The Contractor shall uniformly apply 800 lbs. per acre of 13-13-13 fertilizer and also apply two (2) tons per acre of agricultural limestone to the area to be seeded. The fertilizer and limestone shall be tilled into the soil to a depth of four (4) inches.

Seeding: Seed shall be uniformly sown in accordance with Technical Specification - Seeding and Sodding

Sodding: Sod shall be place in accordance with Technical Specification - Seeding and Sodding

E. Mulch Cover: Erosion prone areas such as steep slopes and highway shoulders shall receive a layer of loose straw mulch or equivalent at the rate of one and one-half (1-1/2) tons per acre. The mulch cover shall be established by the application of an emulsified asphalt or by "crimping" parts of the material into the soil.

5.8 Miscellaneous Items: Items such as fences, gates, paved ditches, and other items shall be replaced or repaired as required for restoration. Should additional fencing material be required, new post and new wire of similar size, type and gauge shall be provided and installed.

5.9 General Care: Reasonable care shall be taken during construction to avoid damage to vegetation. Ornamental shrubbery and tree branches shall be temporarily tied back, where appropriate, to minimize damage. Trees, which do not have to be removed in the opinion of the Engineer, and which receive damage to branches shall be trimmed of those branches to improve the appearance of the tree. Tree trunks receiving damage from equipment shall be treated with a tree dressing.

6.0 TESTING

6.1 General: All sampling and testing shall be accomplished by the testing laboratory approved by the Owner and employed by the Contractor to perform such services. Results shall be
immediately forwarded to the Engineer by the Contractor.

6.2 Earthwork: Earthwork directly involved with road and street repair shall be tested as follows:

A. Moisture Density Relationship (Standard Proctors): Two tests of sampled native material shall be required. Tests shall be in accordance with AASHTO T 99.

B. **Field Density:** A minimum of two and a maximum of four field density tests shall be required. Density tests shall be in accordance with AASHTO T 191 or ASTM D 2922.

C. **Topsoil:** Two pH tests and two organic content tests (wet combustion method) will be required.

CONCRETE

1. GENERAL

A. This item shall consist of furnishing all materials, labor, supervision, tools, equipment and incidentals and performing all forms of work; furnishing and placing reinforcement, inserts and anchors; mixing, placing, curbing, and furnishing of portland cement concrete.

B. The work includes, but is not necessarily limited to manholes, pumping stations, lift stations and minor concrete work.

2. APPLICABLE DOCUMENTS

The following publications form a part of this Specification and where referred to by basic designation only, are applicable to the extent indicated. The latest editions of the publication referenced shall apply to the work.

A. American Society for Testing and Materials (ASTM):

A 615	Billet Steel for Concrete Reinforcement
C 31/C 31M	Making and Curing Concrete Compressive and Flexural Strength Test Specimens in the Field
C 33	Specifications for Concrete Aggregates
C 39/C 39 M	Compressive Strength of Molded Concrete Cylinders
C 143	Slump of Portland Cement Concrete
C 150	Portland Cement

B. Mississippi Department of Transportation (MDOT):

Standard Specifications for Road and Bridge Construction Current Edition.

3. SUBMITTALS:

The following data shall be submitted to the Engineer for review prior to incorporation into the work:

A. Letter from the manufacturer certifying the concrete mix conforms to the requirements for Class

B concrete as defined in Section 804 of the MDOT Standard Specifications for Road and Bridge Construction.

B. Letter of certificate from the manufacturer certifying that the reinforcing steel conforms to the herein specified requirements.

4. MATERIALS:

A. General: The concrete shall be ready-mix concrete manufactured by a plant for delivery to the site of the work in a plastic state. The Contractor may batch the concrete at the work site by use of portable mixers providing the following requirements are met:

1. Facilities shall be provided to properly weight, proportion and control the components of the concrete mix.

2. The mixer(s) shall be of such capacity so as to allow the complete placement of the plastic concrete mix prior to the initial set of any portion of the particular concrete pour.

B. Concrete Mix: The concrete materials and mix design, shall conform to the requirements for Class B concrete Section 804, MDOT Standard Specifications for Road and Bridge Construction. The compressive strength of the concrete shall be a minimum of 3000 psi at 28 days, or earlier. Type I Portland Cement shall be used in the mix, except where otherwise specified or permitted. Prior to producing any concrete for cast-in-place construction on the project, the Contractor shall submit to the Engineer the proposed mix design and shall obtain Engineer's approval of the mix design.

C. Reinforcing Steel - shall be new stock, deformed bars conforming to ASTM A 615, Grade 40 or Grade 60.

D. Curing Material - shall consist of wetted burlap, wetted cotton mats, plastic sheeting, or an approved liquid membrane material which will satisfactorily keep the new concrete in a moist condition for at least seven (7) days.

5. CONSTRUCTION:

A. Weather Limitations: Concrete shall be placed when the atmospheric temperature is a minimum of thirty-five (35) degrees F. and rising. Newly placed concrete shall be protected from cold temperatures for at least four (4) days at a temperature of not less than forty (40) degrees F.

B. Forms: Forms shall be securely anchored in place and properly aligned. Wood forms shall be oiled prior to placement of fresh concrete mix.

C. Reinforcement: Reinforcing bars shall be securely mounted by the use of chairs or other approved methods so as to not become displaced during placement of concrete mix. The positioning of reinforcing by working the bars into the newly placed concrete mix shall not be allowed.

D. Placement: The plastic concrete mix shall be worked (and vibrated if required) into the form work. The mix shall be consolidated so as to remove all voids and finished to form a true and level surface.

E. Curing: The hardened concrete shall be kept moist by the use of curing materials for a minimum of seven (7) days.

F. Slump Requirements: The following slump requirement shall apply:

Class B Concrete 2-4 Inches

G. Chamfered Corners: All exposed corners shall be chamfered one (1) inch or as indicated.

H. Finish:

1. All surfaces shall be "floated" to provide a uniform and level surface. Defects (honeycombs, ties, etc.) shall be repaired. No rubbing shall be required.

2. Sidewalks, driveways and other surfaces subject to pedestrian traffic shall be floated as noted in paragraph 1 above and shall receive a "broom" finish.

6. TESTING

The following test shall be required:

A. Slump: The Engineer shall test the concrete mix for conformance to the slump requirements as required. Test shall be in accordance with ASTM C 143.

B. Compressive Strength: The Engineer shall sample the concrete mix and prepare test cylinders for conformance to the compressive strength requirements. The Contractor shall transport the cylinders to the testing laboratory (employed by the Contractor) and have the cylinders tested in accordance with ASTM C 31 and C 39. The results of such test shall be forwarded to the Engineer. Test shall be performed at the following schedule.

One test per 15 cubic yards or major fraction thereof. A minimum of one test for each day of mixing shall be performed.

SEEDING AND SODDING

1.0 DESCRIPTION

This item consists of furnishing all labor, supervision, materials, tools, incidentals and equipment and performing all work for topsoiling, tilling, fertilizing, seeding, watering, and otherwise establishing, protecting and maintaining seeded and sodded areas as required by the Contract Drawings and these specifications, and including repair, refertilizing and reseeding as required until final inspection and acceptance of the project.

2.0 SUBMITTALS

Certificates for fertilizer, limestone, seed.

3.0 MATERIAL

3.1 Topsoil: Topsoil shall be the surface layer of soil that is stockpiled by the Contractor during stripping and/or excavation on the site. The topsoil shall be free of subsoil, clay, lumps, stones, brush or seed. Topsoil shall have a pH value of not less than 4.5 nor more than 8.0.

3.2 Lime: Lime shall be ground limestone containing not less than 80% of total carbonates and shall be ground to such fineness that 80% will pass through a No. 10 mesh sieve and 40% will pass through a No. 40 mesh sieve.

3.3 Fertilizer: Fertilizer shall be water soluble commercial carriers of available plant food elements or combinations thereof, as stated herein and shall conform to the applicable state fertilizer laws. They shall be uniform in composition, dry, and free flowing materials in condition for application by suitable equipment. The fertilizer shall be delivered in standard bags or other convenient standard containers, each fully labeled with manufacturer's guaranteed analysis. Any fertilizer shall contain not less that the percentages by weight of the ingredients set out as follows: (1) Nitrogen, 13% (2) Phosphorous P O, 13%, (3) Potash K C, 13%. Invoices for fertilizer will show the kind and have analysis furnished.

3.4 Seed: Seeds with a minimum pure live seed content of 90% shall be used. They shall be of the best grade and of known vitality, purity, and germination and shall be delivered in containers bearing seed tags as required by law showing percentages of germination content and purity of seed as well as percentages of weed seed content.

All seeds shall be free of wild onion, Canadian thistle, Johnson grass, crab grass or other seeds of noxious weeds. All seeds shall be furnished in standard containers, or as acceptable to the Engineer. Seed which has become wet, moldy or otherwise damaged in transit or storage will not be acceptable.

Purity, Germination and Planting Schedule

Spring and Summer Seeding (March 1 to September 1)

Name	Percent Purity	Percent Germination	Mix (Dry Wt. Lbs.) Per Acre
Hulled Bermuda	95	90	20
Pensacola Bahia	95	90	30
TOTAL			50

Fall and Winter Seeding (September 1 to March 1)

Name	Percent Purity	Percent Germination	Mix (Dry Wt. Lbs.) Per Acre
Unhulled Bermuda	95	90	20
Pensacola Bahia	95	90	30
Rye	95	85	15
Crimson Clover	95	85	8
TOTAL			73

Seeding in Existing Lawns: Grass seeds for existing lawns shall be the same as the existing grass.

3.5 Leguminous Inoculants: Inoculation media containing live nitrogen-fixing bacteria shall be supplied with all legume seed. The innoculants shall be standard, pure culture of nitrogen-fixing bacteria. Each kind of legume will require a cultural bacteria that is adapted to that particular kind of seed. The bacteria shall be supplied inconvenient containers of a proper size to treat the amount of seed to be planted. The legume seeds shall be treated according to the directions, and before the expiration date for use of the media shown on the container.

3.6 Soil for Repairs: for fills or areas to be repaired, soil shall be topsoil of a least equal quality to that which exists in areas adjacent to the area to be repaired.

3.7 Water: Water shall be free from oil, acid, alkali, salt, and other substances harmful to growth of grass, and shall be from a source accepted prior to use.

3.8 Solid Sod: Bermuda or Carpet Grass and shall be native to the locality of the work and shall, when placed be live, fresh, growing grass with at least two and one-half (2 ½) inches of soil adhering firmly to the roots. The sod shall be reasonably free from obnoxious weeds or other

grasses, and shall not contain any matter deleterious to its growth; or which might affect its subsistence or hardiness when transplanted. The sod shall be in blocks at least 3" x 8", and free from ragged edges.

4.0 INSPECTION AND TESTS

4.1 Fertilizer and Limestones: Duplicate copies of material invoices shall be furnished to the Engineer. Invoices shall show quantities and grade of fertilizer, quantity of limestone, percentages of calcium carbonate and magnesium carbonate, as applicable, and the percentages of limestone that pas the No. 40 and the No. 10 mesh sieves. Samples of each lot of fertilizer and limestone shall be furnished for testing. upon completion of project a final check of total quantities of fertilizer and limestone used will be made against total area treated, and if minimum rates of application have not been met, additional quantities of these materials to make up minimum application specified shall be distributed.

4.2 Seed: Contractor shall furnish to the Engineer duplicate signed copies of statement(s) from vendor(s), certifying that each container of seed delivered is labeled in accordance with Federal Seed Act and is at least equal to requirements specified therein. This certification shall be obtained from vendor and shall be furnished before application.

5.0. PREPARATION OF GROUND SURFACE

5.1 General: Equipment, in good operating condition, shall be used for the proper preparation of the ground and for handling and placing all materials. Equipment shall be acceptable before work is started.

5.2 Topsoiling: Topsoil shall be obtained from job site stockpiles formed during stripping and/or excavation operations and shall be free from subsoil, clay lumps, stones, brush, grasses or weeds, excess acids or alkali, or any other material to subsequent, smooth, grading, planting, and maintenance operations.

The topsoil shall be evenly spread on tilled areas to a uniform depth of at least 3 inches after compaction. Spreading shall be performed so that seeding can proceed with a minimum of soil preparation or tilling. After preplanting fertilization is completed, the topsoil shall be compacted by rolling with a cultipacker or by other approved means.

Rehabilitation of the stockpile areas shall include returning the area to near pre-construction conditions, including seeding of the area to re-establish the growth of grass.

5.3 Grading: Previously established grades shall be maintained on the areas to be treated in a true and even condition; necessary repairs shall be made to previously graded areas by means of graders or other approved equipment.

5.4 Tillage: After the areas required to be treated have been brought to the grades shown, the

soil shall be tilled to a depth of at least 4 inches by plowing, disking, harrowing, or other acceptable operations until the condition of the soil is acceptable. The work shall be performed only during period when beneficial results are likely to be obtained. When drought, excessive moisture, or other unsatisfactory conditions prevail, the work shall be stopped when directed. Undulations or irregularities in the surface shall be leveled before the next specified operation.

6.0 APPLICATION OF FERTILIZER AND LIMESTONE

6.1 Preplanting fertilization of areas to be seeded: Fertilizer shall be distributed uniformly at a rate of 800 pounds per acre over areas to be seeded and shall be mixed into the soil to a depth of a least 4 inches by disking, harrowing, or other acceptable methods. Application of fertilizer may be part of the operation specified in Section 5.4: TILLAGE of this specifications.

6.2 Liming: Immediately following or simultaneously with incorporation of fertilizer, limestone shall be distributed uniformly at a rate of 4000 pounds per acre, and shall be mixed into the soil to a depth of at least 4 inches by disking , harrowing, or other acceptable methods. Application of limestone along with fertilizer may be part of the operation specified in Section 5.4: TILLAGE of this specifications.

6.3 Leveling: Surface irregularities resulting from tillage, fertilizing, liming, or other operations shall be leveled before seeding.

6.4 Postplanting fertilization: From 40 to 60 days after seeding, ammonium nitrate or its nitrogen equivalent shall be applied uniformly at a rate of 225 pounds per acre over areas seeded. Fertilizer shall be applied when grass blades are dry to minimize burning. The planted area shall be watered to thoroughly moisten the upper 6 inches of the soil surface after the fertilizer is applied.

7.0 PLANTING SEED

7.1 General : A satisfactory method of sowing shall be employed, using approved mechanical power-drawn drills or seeders, or other approved methods. When drills are used, markers or other means shall be provided to insure that the successive seeded strips will overlap or be separated by a space no greater than 6 inches. When delays in operations extend the work beyond the most favorable planting season for species designated or when conditions are such by reason of drought, high winds, excessive moisture, or other factors that satisfactory results are not likely to be obtained, work shall be halted as directed and resumed only when conditions are favorable or when approved alternate or corrective measure and procedures have been effected. If inspection during or after seeding operations indicates that strips wider than 6 inches have been left unplanted or other areas skipped, additional seed shall be sown.

7.2 Broadcast Seeding: Seeding shall be broadcast either by hand or with acceptable seeding equipment, in combination with fertilizer, or with other acceptable sowing equipment. Seed shall

be distributed uniformly over designated areas. Half of the seed shall be sown with sower moving at right angles to first sowing. Seed shall be covered to an average depth of 1/4 inches by brush harrow, spiketooth harrow, chain harrow, cultipacker, hand rake with wood tines, or other approved device. Seed shall not be broadcast during windy weather.

7.3 Drill Seeding: Drill seeding shall be accomplished with approved equipment with drills set not more than 6 inches apart. Seed shall be sown uniformly over designated areas to average depth of 1/4 inch.

7.4 Sodding: All solid sod shall be procured areas where the soil is fertile and contains a high percentage of loamy topsoil, and from areas that have been grazed or mowed sufficiently to form a dense turf.

Mechanical devices, such as sod cutter, may be used for cutting the sod into strips or blocks. Care shall be exercised at all times to retain the native soil on the roots of the sod during the process of excavating, hauling and planting.

The solid sod blocks shall be transplanted within 24 hours from the time of cutting, unless they are stacked a their destination in a manner satisfactory to the Engineer. All solid sod in stacks shall be kept moist and protected from exposure tot he air and sun, and from freezing. In no event shall more than two (2) days elapse between the cutting and planting of the solid sod.

Solid sod shall be planted during the period between March 1st and December 15th, unless written permission is given by the Engineer to extend the planting season. The solid sod shall be placed on the prepared surface with the edges in close contact. All cracks between blocks of solid sod shall be closed with small pieces of fresh sod, and all cracks too small for sod shall be filled by a light dressing of topsoil. The entire sodded area shall then be compacted and watered to the satisfaction of the Engineer. Rollers, hand tamps or other approved equipment may be used for compacting.

Surfaces of solid sodding which, in the opinion of the Engineer, may slide due to the height and slope of the surface or nature of the soil, shall, upon direction of the Engineer , be "pegged" with wooden pegs driven through the sod blocks into firm earth, sufficiently close to hold the sod in place.

8.0 MAINTENANCE

Seeded areas shall be maintained until all work or designated portions thereof have been completed and accepted. Tall grass and weeds that tend to impede the desired grass species shall be mowed, and any damage resulting from these operations shall be repaired a the Contractor's expense.

9.0 ESTABLISHMENT OF GROWTH

9.1 General : The Contractor shall be responsible for proper care of seeded areas while grass is becoming established for three (3) months after completion of treatment on the entire project, unless desired cover is established in a shorter period of time and the Owner shortens responsibility period. The Contractor shall be responsible for providing a satisfactory stand of grass. A satisfactory stand of grass is determined as a cover of living grass in which gaps larger than 12 inches square do not occur as determined by an acceptance inspection made at the end of the maintenance period. Maintenance work shall be performed a the Contractor's expense.

9.2 Mowing: Seeded and sodded areas shall be mowed with acceptable mowing equipment to a height of about 4 inches when average height of grass becomes about 8 inches. When amount of cut grass is heavy, grass shall be removed to prevent destruction of underlying turf. If weeds or other undesirable vegetation threatens to impede the growth of planted species, such vegetation shall be mowed, or in case of excessive growth, shall be uprooted, raked and removed from area.

9.3 Refertilizing: The Contractor will determine areas needing refertilization at least 15 days before application is required. Fertilization shall be distributed on designated area during periods when grass is dry. 13-13-13 grade fertilizer shall be applied uniformly at a rate of 800 pounds per acre. Fertilizer conforming to physical condition, packaging and marking as specified hereinbefore shall be provided.

9.4 Reseeding: The Contractor will determine areas requiring reseeding at least 15 days before period specified for reseeding. Seed specified hereinbefore shall be drilled at rates hereinbefore specified, in a manner that will cause minimum disturbance to existing stand of grass, and at an angle of not less than 15 degrees from direction of previously seeded rows.

CONNECTION TO MAINLINE PIPE (INSERT-A-TEE)

"Connection of the new service lateral* to the mainline shall be accomplished by means of a compression-fit service connection. The service connection shall be specifically designed for connection to the sewer main being installed, and shall be INSERTA TEE as manufactured by INSERTA FITTINGS Co., Hillsboro, Oregon, Telephone (503) 357-2110; Fax (503) 359-5417; or approved equal. Installing using procedures and equipment as referenced in manufacturer's written installation instructions."

Types available for all mainlines

PART NO.	TYPES	GASKETED BELL SDR 35	GASKETED BELL IPS/SCII 40
1	PVC Hub	ASTM D3034	ASTM D3034 SDR 26
2	Gasket	ASTM F477	ASTM F477
3	Band	301 SS	301 SS
3	Screw	305 SS	305 SS
3	Housing	301 SS	301 SS
4	Rubber Sleeve	ASTM C443	ASTM C443

SECTION 631 - SEWAGE PUMPING STATION

631.01 -Description. The work covered by this section consists of furnishing all labor, equipment and materials and performing all operations in connection with the installation, rehabilitation and/or demolition of solids handling, submersible pumps, pump station, wetwell, valve vault, piping and valves per details as indicated on the plans and as specified herein. The work includes clearing, grubbing, dewatering, bedding, pipe laying, backfilling, testing, fittings, and appurtenances required for a complete installation.

631.01.1 - Manufacturer's Experience. It is the intention of this Specification to cover minimum acceptable quality equipment for a complete installation. The Equipment Manufacturer shall have not less than 5 successful years experience in the design, construction and operation of equipment of the type specified at a minimum of 5 different collection system entities.

The Engineer may require evidence, in the form of operating records, from these collection system entities to substantiate any claims concerning the ability of the proposed sewage pumping equipment to perform as required.

631.01.2 - Supplier's/Manufacturer's Services. A Supplier's and / or Manufacturer's representative for the equipment specified herein shall be made available at the job site in the event of failure or other malfunction of the equipment or basin to verify the problem and take whatever action is necessary for correction thereof. The cost of this service shall be included in the pump supplier's cost.

Upon completion of pump station installation, a Supplier's and/or Manufacturer's representative for the equipment specified herein shall be made available at the job site for start-up, check-out, and testing of all pumps, controls, and other associated pump station equipment to the satisfaction of the Construction Manager, Owner, and the Engineer. The cost of this service shall be included in the pump supplier's cost.

631.02.1 - MATERIALS

631.02.01 - Pumping Station. Contractor shall furnish and install Essco submersible pumping units, complete with motor, equipped with cool agivent apparatus or approved equal. The pump shall be capable of continuously pumping with the liquid level at the top of the volute without overloading. Pumps shall be manufactured by Essco Pumps, Inc. or approved equal. Pumps shall be rated for operating conditions as follows:

# of pumps	2
GPM	80
TDH - feet	66
HP	10
RPM	1750
Solids	4"
Discharge	4'
Volts	230/460
Phase	3

631.02.2 - Pumping Casings. Shall be constructed of 25% chrome iron and shall conform to ASTM A-532 material, and shall be completely clear from suction to discharge without coming into contact with the impeller. All internal case clearances shall be equal to discharge diameter so that large diameter solids and long length or stringy solids will pass through the pump with the greatest handling efficiency. The impeller shall be of 100% recessed design, with wear plate and shall be mounted in such a manner as to allow solids which enter the suction opening to leave the pump with minimal impeller contact. The solids or fluids being pumped shall not have to enter impeller in order to discharge. Impeller and wear plate shall conform to ASTM A-532 material and shall be 25% chrome iron (no exception) with a minimum of 55 rockwell hardness. The impeller shall have 7 vanes, and encompass a lip on back shroud to increase the efficiency of the pump and allow impeller to have a "flywheel" effect. The impeller shall be attached to the shaft by a stainless steel bolt, stainless steel washer, stainless steel key, and Essco "lock-tite" applied to insure that impeller bolt will not back out if unit is operated backwards. Impeller shall be fastened to keyed motor shaft by means of a stainless steel threaded cap screw and washer. Before installation the impeller and wear plate shall be broken down and inspected by the engineer for compliance with the specifications.

631.02.3 - Motor Case. Motor case and end brackets shall be cast iron. The motor shaft shall be one piece 416 stainless steel through both bearings with proper length to connect directly to pump impeller. Motor shall contain class b insulation with Class F materials rated for continuous duty in 40 degree C liquid. Motor shall be sized so the nameplate horsepower is the actual continuous brake horsepower output without considering motor service factor. Motors shall be explosion proof containing

Underwriter's Approved Label.

Thrust bearing and radial bearing shall be anti-friction type ball bearings. Motor leads shall be joined to motor housing by the use of an epoxy mold in the motor end bracket. All exposed hardware shall be stainless steel. Motor shall utilize standard Nema T-frame electrical components.

At the drive end the motor shall have a separate inner and outer seal with an oil filled chamber between the seals to provide complete protection for the motor windings. Each mechanical seal shall be constructed of the following parts: #420 stainless steel spring, ceramic cup, carbon washer and Buna "N" bellows. A moisture sensing probe within the oil filled chamber shall be provided and connected to an alarm system, as shown on the drawings, to warn of impending seal failure. Overload protection of the thermal trip type shall be provided. "Quick trip" heater and motor thermal circuit shall be wired in series with starter coil.

Motor shall conform to the current issue of national electrical code, Section 501-5, Para. (D) and Section 501-8, Para. (A). All pumps, motors, fittings, accessories and controls shall be 100% American Made.

631.02.4 - Guide Rail Assembly. Furnish each pump with slide away coupling that are designed such that the pumping units can be removed from the wet well without entering the well or disconnecting the piping. The slide away coupling shall consist of a cast iron foot mounted discharge elbow with integral cast mounting base plate, sliding pump adapter, rail guides, lifting yoke and upper rail supports. All metal faces where movement can occur will be non-sparking. The slide away coupling is designed to conform to Underwriters Laboratory for use in Class I, Division I, Group D hazardous locations.

The guide rail pipes shall be 2" furnished by the contractor. Two guide rail pipes per pump are required.

631.02.5 Access Frame and Cover Specification: Access frames and covers shall have a 1/4" thick one-piece, mill finish, extruded aluminum frame, incorporating a continuous concrete anchor. Door panels shall be 1/4" aluminum diamond plate, reinforced to withstand a live load of 300 lbs. Psf. Doors shall open to 90 degrees and automatically lock with stainless steel hold open arms with aluminum release handles. Doors shall close flush with the frame lifting handles, hinges, hinges and all fastening hardware shall be stainless steel. Unit shall lock with a non-corrosive locking bar. Unit shall be guaranteed against defects in material and/or workmanship for a period of 10 years. They shall be single leaf with openings sizes per contract drawings, as manufacturer by Halliday Products, Inc. or approved equal

631.02.06 DISCHARGE PIPING: All piping shall be ductile iron flanged joint pipe, ANSI A 21.51 and all joints and fittings shall be Ductile Iron ANSI A 21.10.

All Ductile Iron Pipe and Fittings shall be coated outside with a standard bituminous coating and lined inside with a 16 mil. coal tar epoxy coating.

631.02.07 GATE VALVE: Gate valves shall be in accordance with AWWA C-500 Standards, iron body, bronze mounted, double disc, parallel seat, non-rising stem, flanged ends, handwheel operated and complete with bolts, gaskets, and coatings.

631.02.08 CHECK VALVE: Check valves shall be in accordance with AWWA Standards, iron body, bronze mounted, flanged ends, lever and weight operation and complete with bolts, gaskets, and coatings.

631.02.09 WET WELL: Concrete for the wet well shall be furnished in accordance with the applicable requirements of reference ASTM L 76, ASTM C443 and ASTM C 478.

631.02.10 SECURITY FENCE: The security fence shall be constructed using the materials and details shown on the contract drawings.

631.02.11 BOLTS, WASHERS, AND FASTENERS: All bolts, washers, and fasteners shall be high strength stainless steel meeting the requirements as set forth in ASTM-A 325. All bolted connections shall have threads excluded from the shear plane.

631.02.12 FORCE MAINS: All force mains shall be PVC Fluid-Tite Intergral Bell plastic pipe for sewer and shall meet the requirements of 160 PSI, SDR 26 pressure pipe, and shall meet the standard specifications as outlined in ANSI/ASTM D 2241-78. All sections shall be tested under a hydrostatic pressure of 100 pounds per square inch and shall not show leakage exceeding 10 gallons per inch of diameter per mile of pipe per 24 hours when so tested.

All fittings to be mechanical joint cast or ductile iron. A green metallic tape with the word "SEWER" printed in bold letters and at a maximum of 3 feet spacing on the tape shall be secured to the top side of the force main.

631.02.13 AIR AND VACUUM SEWER VALVE:

The air and vacuum valve shall be able to automatically exhaust large quantities of air during filling of a pipeline and allows air to re-enter pipeline during the draining or when a negative pressure occurs. The inlet and outlet of the valve shall have the same cross-section area. The float shall be guided by a synthetic rubber seal. The float shall be of all

stainless steel construction and capable of withstanding maximum system surge pressure without failure. The body and cover shall be concentrically located and of ductile iron and the valve internal parts shall be of stainless steel with Buna-N® rubber seat.
The Air and Vacuum Valve shall be manufactured per
ANSI/AWWA C512-04 Series 35WW 2" x 1" with optional backwash kit from Cla-Val Newport Beach, CA, U.S.A. or approved equal

Specifications Sizes
2", 3", 4" NPT
4", 6" 8" flanged ANSI
Class 125 lb.
Class 250 lb.

Pressure Rating
150 psi & 300 psi ratings
NOTE: SPECIFY WHEN
OPERATING PRESSURE
BELOW 10 PSI

Materials
Body and Cover:
Ductile Iron ASTM A536
65-45-12
Float:
Stainless Steel
Internal Parts:
Stainless Steel
Seal:
Buna-N® Rubber

The valve shall be mounted on a 4" cast iron fitting installed in the force main. Special consideration should be given so that the valve is stable. The valve and appurtenances shall be installed in a 36" diameter concrete manhole with a Dewes DF-25(7) J.S. or Vulcan V-1115 Frame and cover.

The air and vacuum sewer valve assembly includes all the items described above plus any additional items required to install the assembly and make it functional.

SECTION 16050

PART 1 - BASIC ELECTRICAL MATERIALS AND METHODS

1.01 Related Work

A. Section 16060 – Grounding and Bonding
B. Section 16900 – Process Instrumentation and Control

1.02 ELECTRICAL SPECIFICATIONS: The electric supply will be 120/240 volts, three phase, four wire, 60 Hertz. The Contractor shall contact the power company prior to bidding and include in his bid the cost of labor and material necessary to supply the plant with electricity, including any cost which may be assessed by the power company for installation of power company furnished material. The Contractor shall coordinate all aspects of the construction concerning the electric service with the power company. The Approval Drawings shall include all details of the power company electric service and all associated equipment (to include all pole types and locations, switches, fuses, wire sizes and types, etc.) anywhere on the plant property.

1.03 TEMPORARY ELECTRIC SERVICE: The Temporary Electric Service for construction power shall be furnished, installed, and removed by the electrical contractor. Also, Contractor, shall make all necessary arrangements with the power company for metering and billing and provide for these charges and cost in his bid.

1.04 TESTING AND INSPECTIONS: Contractor shall assist in making periodic inspections or tests as required by the Engineer. When required, Contractor shall provide the assistance of foreman and qualified craftsmen for reasonable duration of each test, etc. Cooperate with other Contractors in preventing premature operation of equipment like water process equipment, etc., which should be first run in presence of personnel responsible for each item.

After wiring is completed, the Contractor shall test for shorts and open circuits, intentional and unintentional grounds. All shorts, open circuits, and unintentional grounds shall be corrected.

1.05 GUARANTEE: Workmanship and materials shall be guaranteed for period of one year from date of official acceptance of contract. Be responsible for any adjustments, replacements and corrections necessary to restore project to first-class condition if deficiency is due to faulty workmanship or materials.

1.06 CONDUIT SYSTEMS: Use galvanized or sheradized steel conduit in damp locations, exterior walls, exposed out of doors or when subject to mechanical

damage after installation. Underground runs, use PVC, schedule 80 incased in concrete per NEMA standards and buried at required depth per NEMA standards. Provide electrical line red warning tape buried six (6) inches above conduit run. Protect conduits against entry of debris; keep ends capped during construction; clear or replace obstructed conduits.

Size and install conduits so that conductors may be installed without damage or excessive strain, using NEC as a minimum standard. For rigid conduit use double lock nut and bushings. For conduits larger than 1", use grounding type insulation bushing. Entire conduit system shall provide a dependable path to ground. EMT fittings shall be watertight type, T&B 5100 series. Crimped or set screw types are not acceptable.

Ream ends after threading, make bends with an approved bending tool. Replace deformed bends or off-sets. Avoid hot water pipes, stay at least 3" from covering of hot pipes except as crossing, then at least 1".

1.07 PULL BOXES AND JUNCTION BOXES: Pull boxes shall be code gauge and size galvanized steel and shall be installed where accessible and in location shown on the drawings or where required to facilitate the easy pulling of wires. Boxes shall be sized properly for the conduits and wires entering them. In outdoor and process areas use weatherproof and corrosion resistant boxes.

1.08 OUTLET BOXES: On exposed conduit in process areas, use Crouse-Hinds No. FS or FD or other galvanized steel types. All boxes galvanized, or cadmium plated, or better.

1.09 CONDUCTORS AND GENERAL WIRING METHODS: Type THW 600-volt copper wire for general use and types THHN 600-volt copper for High Ambient Temperature; where Contractor sizes conduit based on conductor required, basis is type THW. Approved manufacturers, Triangle, General Cable, Collyer, National Electric Products, or approved equal. Size, type and trade name stamped permanently at regular intervals on all conductors. All wire shall be color coded.

Install wire in conduit after all work which may cause damage is completed. Powdered talc or other approved compound may be used as lubricant where necessary.

Make joints and splices in conductors with approved insulating type compression fittings, T&B, Sta-kon, or Buchanan splice caps. Wire-nuts are not acceptable.

1.10 GROUNDING AND BONDING REQUIREMENTS

In order to provide a safe and reliable system, all structures, piping, equipment and electrical services involved must be properly grounded and bonded to a properly sized and installed grounding electrode system.

All work will comply with every facet of the National Electric Code Article 250, current edition. Particular attention must be given to sections 250.56 and 250.58.

The article 250 requirement for a ground resistance of 25 ohms or less shall be considered as the minimum and a resistance of 4 ohms or less shall be the goal. This resistance will be measured with equipment using a three point resistance measurement and "fall of potential" system.

All motor control centers and control panels shall have as a minimum, a ground ring near the structure or building consisting of #2/0 bare copper and 10 foot long by ¾" diameter copper clad ground rods. There will be at least three (3) ground rods spaced no more than twelve (12) feet apart to make a grounding "ring". All connections will be exothermic (Cadweld) performed by qualified personnel. All devices located near the structure or building shall be bonded to the ground ring.

Other structures will have a grounding system appropriate for the location per the National Electric Code article 250.

Conduit work, motors, panel boards and electrical equipment are to be effectively and permanently grounded. Feeder conduits shall provide a good path to system ground.

The grounding screw on all grounding type receptacles shall be securely grounded to the outlet box with lug and screw, or use self-grounding types.

Verify electrical continuity of all conduit runs and correct any discrepancies.

The Contractor shall be responsible for determining the extent of grounding and bonding requirements for equipment located at the site(s) covered under the contract(s) as listed herein. The Contractor shall provide for these charges, and cost in his bid.

1.11 EXCAVATION AND BACKFILLING: Excavate trenches for underground conduit or cable to required depth and width. After conduit of cable has been installed, inspected, and approved, backfill trench with earth free of trash, rock, brick and debris, and compact as required. Under slab, follow compaction rules for general work on this project. Underground workmanship applies under slab; depth can be reduced, but provide full and complete encasement. Bond conduit to any membrane passed through.

1.12 CLEANING: As required, clean all equipment or exposed material provided or

installed under this section. Protect from any normal use of paint, mortar, etc.

1.13 WORKMANSHIP: All work shall be done in a thorough, substantial, and workmanlike manner by competent workmen. Applicable rules of National Electric Code apply as minimum standard for this contract but do not replace or reduce any specific requirement herein.

1.14 INTERFERENCES: The drawings are generally diagrammatic. Cooperate with other trades so that interferences of conduit, equipment, piping, etc., will be avoided. If interference develops, refer promptly to Engineer for decision.

END OF SECTION

SECTION 16060
GROUNDING AND BONDING FOR ELECTRICAL SYSTEMS

PART 1 – GENERAL

1.01 DESCRIPTION

A. This section specifies the general grounding and bonding requirements for electrical equipment and operations to provide a low impedance path for possible ground fault currents.

B. "Grounding electrode system" refers to all electrodes required by NEC, as well as made, supplementary, and lightning protection system grounding electrodes. The terms "connect" and "bond" are used interchangeably in this specification and have the same meaning.

1.02 RELATED WORK

C. Section 16050 – Electrical Material and Methods

D. Section 16900 – Process Instrumentation and Control

1.03 SUBMITTALS

A. Shop Drawings:

1. Clearly present enough information to determine compliance with drawings and specifications.
2. Include the location of system grounding electrode connections and the routing of aboveground and underground grounding electrode conductors.

B. Test Reports: Provide certified test reports of ground resistance.

C. Certifications: Two weeks prior to final inspection, submit four copies of the following to the Project Engineer:

1. Certification that the materials and installation are in accordance with the drawings and specifications.
2. Certification by the Contractor that the complete installation has been properly installed and tested.

1.05 APPLICABLE PUBLICATIONS

Publications listed below (including amendments, addenda, revisions, supplements, and errata) form a part of this specification to the extent referenced. Publications are referenced in the text by designation only.

A. American Society for Testing and Materials (ASTM):
B1-07.....Standard Specification for Hard-Drawn Copper Wire
B3-07.....Standard Specification for Soft or Annealed Copper Wire
B8-04.....Standard Specification for Concentric-Lay-Stranded Copper Conductors, Hard, Medium-Hard, or Soft

B. Institute of Electrical and Electronics Engineers, Inc. (IEEE):
81-1983.....IEEE Guide for Measuring Earth Resistivity, Ground Impedance, and Earth Surface Potentials of a Ground System
C2-07.....National Electrical Safety Code

C. National Fire Protection Association (NFPA):
70-08.....National Electrical Code (NEC)
99-2005.....Health Care Facilities

D. Underwriters Laboratories, Inc. (UL):
44-05.....Thermoset-Insulated Wires and Cables
83-08.....Thermoplastic-Insulated Wires and Cables
467-07.....Grounding and Bonding Equipment
486A-486B-03.....Wire Connectors

PART 2 – PRODUCTS

2.01 GROUNDING AND BONDING CONDUCTORS

A. Equipment grounding conductors shall be UL 44 or UL 83 insulated stranded copper, except that sizes No. 10 AWG [6 mm²] and smaller shall be solid copper. Insulation color shall be continuous green for all equipment grounding conductors, except that wire sizes No. 4 AWG [25 mm²] and larger shall be identified per NEC.

B. Bonding conductors shall be ASTM B8 bare stranded copper, except that sizes No. 10 AWG [6 mm²] and smaller shall be ASTM B1 solid bare copper wire.

C. Conductor sizes shall not be less than shown on the drawings, or not less than required by the NEC, whichever is greater.

D. Isolated Power Systems (if applicable): Type XHHW-2 insulation with a dielectric constant of 3.5 or less.

2.02 GROUND RODS

A. Steel or copper clad steel, 0.75 in [19 mm] diameter by 10 ft [30 M] long, conforming to UL 467.

B. Quantity of rods shall be as required to obtain the specified ground resistance, as shown on the drawings.

2.03 CONCRETE ENCASED ELECTRODE

Concrete encased electrode shall be No. 4 AWG bare copper wire, installed per NEC.

2.04 GROUND CONNECTIONS

A. Below Grade: Exothermic-welded type connectors.
B. Above Grade:
   1. Bonding Jumpers: Compression-type connectors, using zinc-plated fasteners and external tooth lockwashers.
   2. Connection to Building Steel: Exothermic-welded type connectors.
   3. Ground Busbars: Two-hole compression type lugs, using tin-plated copper or copper alloy bolts and nuts.
   4. Rack and Cabinet Ground Bars: One-hole compression-type lugs, using zinc-plated or copper alloy fasteners.

2.05 EQUIPMENT RACK AND CABINET GROUND BARS

Provide solid copper ground bars designed for mounting on the framework of open or cabinet-enclosed equipment racks with minimum dimensions of 0.375 in [4 mm] thick x 0.75 in [19 mm] wide.

2.06 GROUND TERMINAL BLOCKS

At any equipment mounting location (e.g., backboards and hinged cover enclosures) where rack-type ground bars cannot be mounted, provide screw lug-type terminal blocks.

2.07 GROUNDING BUS

Pre-drilled rectangular copper bar with stand-off insulators, minimum 0.25 in [6.3 mm] thick x 4 in [100 mm] high in cross-section, length as shown on drawings, with 0.281 in [7.1 mm] holes spaced 1.125 in [28 mm] apart.

PART 3 – EXECUTION

3.01 GENERAL

A. Ground in accordance with the NEC, as shown on drawings, and as specified herein.
B. System Grounding:
   1. Secondary service neutrals: Ground at the supply side of the secondary disconnecting means and at the related transformers.

2. Separately derived systems (transformers downstream from the service entrance): Ground the secondary neutral.

C. Equipment Grounding: Metallic structures, including ductwork and building steel, enclosures, raceways, junction boxes, outlet boxes, cabinets, machine frames, and other conductive items in close proximity with electrical circuits, shall be bonded and grounded.

3.02 INACCESSIBLE GROUNDING CONNECTIONS

Make grounding connections, which are normally buried or otherwise inaccessible (except connections for which access for periodic testing is required), by exothermic weld.

3.03 SECONDARY VOLTAGE EQUIPMENT AND CIRCUITS

A. Main Bonding Jumper: Bond the secondary service neutral to the ground bus in the service equipment.

B. Metallic Piping, Building Steel, and Supplemental Electrode(s):

1. Provide a grounding electrode conductor sized per NEC between the service equipment ground bus and all metallic water pipe systems, building steel, and supplemental or made electrodes. Provide jumper insulating joints in the metallic piping. All connections to electrodes shall be made with fittings that conform to UL 467.
2. Provide a supplemental ground electrode and bond to the grounding electrode system.

C. Service Disconnect (Separate Individual Enclosure): Provide a ground bar bolted to the enclosure with lugs for connecting the various grounding conductors.

D. Switchgear, Switchboards, Panelboards, Motor Control Centers and Panelboards, Engine-Generators, and Automatic Transfer Switches:

1. Connect the various feeder equipment grounding conductors to the ground bus in the enclosure with suitable pressure connectors.
2. For service entrance equipment, connect the grounding electrode conductor to the ground bus.
3. Provide ground bars, bolted to the housing, with sufficient lugs to terminate the equipment grounding conductors.
4. Connect metallic conduits that terminate without mechanical connection to the housing, by grounding bushings and grounding conductor to the equipment ground bus.

E. Transformers:

1. Exterior: Exterior transformers supplying interior service equipment shall have the neutral grounded at the transformer secondary. Provide a grounding electrode at the transformer.
2. Separately derived systems (transformers downstream from service equipment): Ground the secondary neutral at the transformer. Provide a grounding electrode conductor from the transformer to

the nearest component of the grounding electrode system **or** to the ground bar at the service equipment.

3.04 RACEWAY

A. Conduit Systems:
   1. Ground all metallic conduit systems. All metallic conduit systems shall contain an equipment grounding conductor.
   2. Non-metallic conduit systems, except non-metallic feeder conduits that carry a grounded conductor from exterior transformers to interior or building-mounted service entrance equipment, shall contain an equipment grounding conductor.
   3. Conduit that only contains a grounding conductor, and is provided for its mechanical protection, shall be bonded to that conductor at the entrance and exit from the conduit.
   4. Metallic conduits which terminate without mechanical connection to electrical equipment housing by means of locknut and bushings or adapters, shall be provided with grounding bushings. Connect bushings with a bare grounding conductor to the equipment ground bus.

B. Feeders and Branch Circuits: Install equipment grounding conductors with all feeders and power and lighting branch circuits.

C. Boxes, Cabinets, Enclosures, and Panelboards:
   1. Bond the equipment grounding conductor to each pullbox, junction box, outlet box, device box, cabinets, and other enclosures through which the conductor passes (except for special grounding systems for intensive care units and other critical units shown).
   2. Provide lugs in each box and enclosure for equipment grounding conductor termination.

D. Wireway Systems:
   1. Bond the metallic structures of wireway to provide 100% electrical continuity throughout the wireway system, by connecting a No. 6 AWG [16 mm^2] bonding jumper at all intermediate metallic enclosures and across all section junctions.
   2. Install insulated No. 6 AWG [16 mm^2] bonding jumpers between the wireway system, bonded as required above, and the closest building ground at each end and approximately every 50 ft [16 M].
   3. Use insulated No. 6 AWG [16 mm^2] bonding jumpers to ground or bond metallic wireway at each end for all intermediate metallic enclosures and across all section junctions.
   4. Use insulated No. 6 AWG [16 mm^2] bonding jumpers to ground cable tray to column-mounted building ground plates (pads) at each end and approximately every 49 ft [15 M].

E. Receptacles shall not be grounded through their mounting screws. Ground receptacles with a jumper from the receptacle green ground

terminal to the device box ground screw and a jumper to the branch circuit equipment grounding conductor.

F. Ground lighting fixtures to the equipment grounding conductor of the wiring system when the green ground is provided; otherwise, ground the fixtures through the conduit systems. Fixtures connected with flexible conduit shall have a green ground wire included with the power wires from the fixture through the flexible conduit to the first outlet box.

G. Fixed electrical appliances and equipment shall be provided with a ground lug for termination of the equipment grounding conductor.

H. Raised Floors: Provide bonding of all raised floor components (if applicable).

3.05 OUTDOOR METALLIC FENCES AROUND ELECTRICAL EQUIPMENT

Fences shall be grounded with a ground rod at each fixed gate post and at each corner post. Drive ground rods until the top is 12 in [300 mm] below grade. Attach a No. 4 AWG [25 mm^2] copper conductor by exothermic weld to the ground rods, and extend underground to the immediate vicinity of fence post. Lace the conductor vertically into 12 in [300 mm] of fence mesh and fasten by two approved bronze compression fittings, one to bond the wire to post and the other to bond the wire to fence. Each gate section shall be bonded to its gatepost by a 0.375 in x 1 in [3 mm x 25 mm] flexible, braided copper strap and ground post clamps. Clamps shall be of the anti-electrolysis type.

3.06 CORROSION INHIBITORS

When making ground and ground bonding connections, apply a corrosion inhibitor to all contact surfaces. Use corrosion inhibitor appropriate for protecting a connection between the metals used.

3.07 CONDUCTIVE PIPING

A. Bond all conductive piping systems, interior and exterior, to the grounding electrode system. Bonding connections shall be made as close as practical to the equipment ground bus.

B. In operating rooms and at intensive care and coronary care type beds, bond the gases and suction piping at the outlets directly to the room or patient ground bus.

3.08 LIGHTNING PROTECTION SYSTEM

Bond the lightning protection system to the electrical grounding electrode system.

3.09 ELECTRICAL ROOM GROUNDING

Building Earth Ground Busbars: Provide ground busbar and mounting hardware at each electrical room and connect to pigtail extensions of the building grounding ring.

3.10 EXTERIOR LIGHT POLES

Provide 20 ft [6.1 M] of No. 4 bare copper coiled at bottom of pole base excavation prior to pour, plus additional unspliced length in and above foundation as required to reach pole ground stud.

3.11 GROUND RESISTANCE

A. Grounding system resistance to ground of 25 ohms or less shall be considered as the **minimum** and a resistance of 5 ohms or less shall be the goal. Make any modifications or additions to the grounding electrode system necessary for compliance without additional cost to the Customer. Final tests shall ensure that this requirement is met.

B. Resistance of the grounding electrode system shall be measured using a four-terminal fall-of-potential method as defined in IEEE 81. Ground resistance measurements shall be made before the electrical distribution system is energized and shall be made in normally dry conditions not fewer than 48 hours after the last rainfall. Resistance measurements of separate grounding electrode systems shall be made before the systems are bonded together below grade. The combined resistance of separate systems may be used to meet the required resistance, but the specified number of electrodes must still be provided.

C. Services at power company interface points shall comply with the power company ground resistance requirements.

D. Below-grade connections shall be visually inspected by the Project Engineer prior to backfilling. The Contractor shall notify the Project Engineer 24 hours before the connections are ready for inspection.

3.12 GROUND ROD INSTALLATION

A. For outdoor installations, drive each rod vertically in the earth, until top of rod is 24 in [609 mm] below final grade.

B. For indoor installations, leave 4 in [100 mm] of rod exposed.

C. Where permanently concealed ground connections are required, make the connections by the exothermic process, to form solid metal joints. Make accessible ground connections with mechanical pressure-type ground connectors.

D. Where rock prevents the driving of vertical ground rods, install angled ground rods or grounding electrodes in horizontal trenches to achieve the specified resistance.

END OF SECTION

SECTION 16900

PROCESS INSTRUMENTATION AND CONTROL

PART 1 – GENERAL

1.01 WORK INCLUDED

The work covered under this section of the specifications includes the furnishing and installing of all instrumentation and control hereinafter specified to perform the intended function.

1.02 RELATED WORK

E. Section 16050 – Electrical Material and Methods
F. Section 16060 – Grounding and Bonding

PART 2 – PRODUCTS

2.01 SYSTEM SUPPLIER

All instrumentation and control systems equipment shall be furnished by a System Supplier. The System Supplier shall provide and be responsible for the proper operation of all Process Instrumentation and Controls and Control Panels. The System Supplier shall perform in house submittal drawings and assembly of products. Subcontracting submittal drawings and equipment assembly will not be permitted.

Substitutions of functions or equipment specified will not be acceptable.

The entire system shall be warranted for one year from date of substantial completion.

The Contractor shall assign full responsibility for the function operation of all new instrumentation and control systems to a System Supplier. This System Supplier shall be responsible for all coordination necessary in order to select, to furnish, to supervise installation and connections, to calibrate, and to place into operation all instrumentation and controls along with all other equipment and accessories as specified herein. The System Supplier shall be a licensed electrical contractor in the state of Mississippi.

The System Supplier shall be one of established favorable reputation who has designed and produced similar systems and components for a period of at least (10) ten years.

It shall be required of the System Supplier to execute and submit a guarantee to assume full responsibility as defined in Section 2.01, paragraph 'A' above. It is the duty of the Contractor to include this guarantee with his Bidding Documents.

Only the guarantee of the System Supplier whose name the Contractor has inserted in his Bidding Documents is required. Failure by a System Supplier to provide a written guarantee with his proposal shall be deemed by the Contractor as "NO BID" and that System Supplier will not be acceptable. The written guarantee shall be on the named System Supplier's letterhead and shall be signed by a responsible representative who will be primarily involved in the fulfillment of this guarantee. The written guarantee shall be stated as follows:

"... (Name of Single Source System Supplier)...guarantees that the proposal offered provides for complete compliance with all requirements of this section of the project specifications without exceptions to these specifications.

Full responsibility will be placed upon... (Name of Single Source System Supplier)...for all coordination necessary to select, to furnish, to supervise installation and connections, to calibrate, and to place into operation Process Instrumentation and Controls, Control Panels, and all other equipment and accessories needed to provide a complete operating system to comply with requirements of this section of the project specifications.

... (Name of Single Source System Supplier)... guarantees to provide all submittal drawings, instruction manuals, and qualified personnel for specified field services and training, all as defined within this section of the project specifications."

... (Name of Single Source System Supplier)... is a licensed electrical contractor in the state of Mississippi; Certificate of Responsibility No. , name of qualifying party_____;

Guarantee on system function and equipment shall be one (1) year from date of substantial completion or partial acceptance.

2.02 SUBMITTAL DRAWINGS

A. Descriptive literature and drawings for equipment and systems being furnished under this section shall be included in two submittals as a maximum. If two submittals are made, the first shall include all primary devices, transmitters, sensors, and field mounted equipment. The second submittal will include the balance of the submittal required. The submittal shall include as a minimum, equipment specifications,

dimensional drawings, flow and other calculations, schematic drawings of each and every system within the complete offering, and such other information requested by the Engineer or considered necessary to the proper installation of the equipment. Furnish submittals in a Bound Booklet Form 8.5" X 11". No sheets shall be larger than 8.5" X 11". Foldout larger sheets will not be acceptable. This submittal shall include coordinated information and drawings for all items that the Single Source System Supplier is required to furnish under this section of the specifications, all in one integrated and coordinated manual. Each item of a submittal shall carry the appropriate title and be indexed against the appropriate specification item.

B. A quantity of four (4) sets of submittals shall be furnished for the Engineer's approval.

2.03 INSTRUCTION MANUALS

Prior to 65% of the value of job completion, System Supplier shall furnish two (2) copies to the Engineer of all descriptive matter and complete system operation instruction manuals in separate indexed binders coordinated with the equipment that is furnished and installed for approval. System Supplier shall incorporate Engineer's comments and resubmit for approval within thirty (30) days of receipt of Engineer's comments. Once final approval is obtained, System Supplier shall furnish two (2) to the Engineer.

2.04 RELATED SYSTEM COMPONENTS

The attention of the System Supplier is called to sections concerned with electrical work, chemical feeders, valves, piping, etc., and such other devices not specified under this section, but related to it.

PART 3 – EXECUTION

3.01 ENGINEERING SUPERVISION

C. The services of a qualified representative of the selected Single Source System Supplier shall be provided to inspect the completed installation, suggest all adjustments necessary to place the system in proper operation, and instruct operating personnel in the care and operation of the equipment furnished. A minimum of one (1) day and one (1) trip start-up service and training operating personnel shall be included. The services shall be furnished by the Contractor as a part of the work included under this section of the specifications.

D. The System Supplier shall show satisfactory evidence that he maintains, a fully equipped factory organization capable of furnishing adequate service

for the equipment furnished, included replacement parts. Suppliers employing outside organizations for "ON CALL" service shall not be considered.

3.02 GENERAL INSTALLATION

E. Installation of instrumentation and controls shall be in strict compliance with the manufacturer's instruction. The locations of these items as shown on the Contract Drawings are approximate only. Exact locations shall be as approved by the Engineer during construction. It is the duty of the Contractor to obtain, in the field, all relevant information required for proper placement of instrumentation and controls. In the case of interference with other work, proceed as instructed by the Engineer and provide all materials and labor required to prevent construction delays.

F. Execution of the installation shall be in full accordance with codes and local rulings. The Contractor shall be responsible for any expenses that are a result of work performed contrary to said codes and regulations.

G. The System Supplier shall coordinate with the Contractor the installation, the location of process equipment, and connections of process equipment to related equipment panels, subject to the Engineer's approval. The equipment being furnished with electrical controls or instrumentation must be submitted to the System Supplier for approval and coordination with all other control and instrumentation on this project. This engineer will not approve any equipment submittal until this coordination has been accomplished.

3.03 SPARE PARTS

H. Provide the following spare parts packaged for long-term storage and delivered to the owner.

QTY.	MODEL NO.	DESCRIPTION
1	DC	Duplex Pump Controller
1	MM	Motor Current Monitor
1	SP	Control Voltage Surge Protector
1	AP	Antenna Protector
1	UPS	Uninterruptible Power Supply

I. The System Supplier shall maintain an inventory at his facility of at least one (1) part of each type furnished on this project. These parts shall be available for delivery to the owner in a maximum of twenty-four (24) hours.

3.04 DELIVERY AND HANDLING

After delivery to the jobsite, the Contractor shall store the control panel off of the ground in a dry location until such time as it is mounted and supplied with electrical service. The contractor shall also insure that the pump power and control cords, as well as control floats, are protected from submergence until they are properly installed and sealed.

3.05 CONTROL PANEL STAND (when required)

Each control panel stand shall be fabricated per the detail indicated in the plans. Control panel stand legs shall be cemented into the ground a minimum of three feet (3') deep. The control panel shall be bolted at all four corners to the control panel stand with stainless steel hardware. Control panels shall be installed following manufacturer's instructions properly leveled. When installed, the bottom of the control panel shall be approximately four feet (4') above finished grade elevation.

PART 4 - CONTROL PANEL SPECIFICATIONS

4.01 GENERAL

A. Enclosure shall be constructed of a minimum 16 gauge, galvanized steel with stainless steel, quarter turn, quick-release latching mechanisms and a padlocking hasp. Enclosure shall be factory painted with white polyester powder paint inside and out over pretreated surfaces. The enclosure shall be rated NEMA Type 3R and manufactured by Hoffman, Electromate or approved equal. Enclosure backplate shall be a minimum of 12-gauge steel, finished with white polyester powder paint or a conductive, corrosion-resistant coating.

B. All power and control wires shall be stranded copper type MTW. All wiring shall be in covered plastic wireway.

C. All points necessary for external connection in the controller, whether power or control, shall be wired to a terminal strip located at the top or bottom of the enclosure as directed by the engineer. The terminal strip shall be permanently marked with the same designation as the wire connected to it.

D. All power and control wires shall be marked at both ends using self-adhering wire markers. No two wires having different functions within the control panel shall have the same markings.

E. All circuit breakers, starters, and other control devices mounted within the controller panel shall be labeled for identification both within the panel and on the wiring schematic with corresponding designations.

F. Control power shall be 120 volts and shall be protected by a correctly sized circuit breaker. If required, provide a properly sized control power transformer with primary over current protection.

G. Each starter shall be provided with overload protection in all three phases and each individual starter shall have phase failure protection.

H. All selector switches, pilot lights and control devices shall be visible and operable from the Controller exterior door or an interior deadfront panel when required. The deadfront panel shall be constructed of anodized aluminum and shall have a continuous aluminum hinge. An anodized aluminum deadfront shall be utilized when the Controller environment is not conducive to exposed controls or as specified on drawings.

I. All approval drawings shall be prepared per J.I.C. standards for engineers review prior to any fabrication of control equipment. The Controller shall be produced by a UL 508 listed shop. Proof of label availability shall be submitted with above drawing.

J. The controller manufacturer shall provide a written warranty with approval drawings covering all Control materials and parts furnished for a period ending one year after final acceptance of the project. This warranty shall cover all material replacement, all labor, and all travel expenses.

K. The controller manufacturer shall show satisfactory evidence that he maintains a fully equipped factory organization capable of furnishing adequate service for the equipment furnished, including replacement parts within a 150 mile radius of the job site. Suppliers employing outside organizations for "ON CALL" service shall not be considered.

L. The quality establishing brand for the control panel(s) shall be that as manufactured by Control Systems, Inc. of Jackson, MS.

4.02 DUPLEX PUMP STATION CONTROL PANEL

A. SERVICE ENTRANCE: The control panel shall be designed for 120/240-volt, three-phase, four-wire power. The control panel shall be rated NEMA 3R.

B. MAIN BREAKER: Provide a properly sized Main Breaker. In addition, provide a through the door operator mounted on the interior deadfront. The operator shall prevent the deadfront from being opened while the breaker is in the "ON" position.

C. POWER DISTRIBUTION BLOCKS: Provide properly sized Power

Distribution Block(s) (PDB), as required for the control panel. Power distribution blocks shall be manufactured by Marathon, Square D, or approved equal.

D. SERVICE ENTRANCE SURGE PROTECTION DEVICE: Provide a service entrance rated Type 2, AC power distribution Surge Protection Device (SPD), per Component Specifications, designed to protect all types of loads fed from distribution panels, branch panels and/or individual equipment panels. Units shall be UL listed and shall bear a UL label. Surge Protection Device shall be rated for 160kA per phase and 80kA per mode.

E. PHASE/POWER MONITOR: Provide a service entrance Power Monitor (PM), per Component Specifications. During power monitor failure detection, no three phase motors shall be allowed to operate.

F. LIFT STATION PUMPS NO.1 AND NO.2: Provide a combination circuit breaker and Solid State Starter (SSS), per Component Specifications, for each pump. The Solid State Starter shall come complete with a shorting contactor, overload protection, and shall have a programmable soft start and soft stop feature. Starter shall be programmed to soft start and soft stop the motor. Acceptable soft start starter manufactures shall be Allen Bradley model SMC-Flex, Siemens model Sirius, or approved equal. Solid state starter shall be sized for the type required by the servicing power company and for the actual motor horsepower. The actual horsepower may differ than that indicated on drawing. In addition, provide the following additional equipment and controls:

1. Provide a Duplex Pump Controller with built-in remote telemetry unit and lift station analyzer (DC1-2), per Component Specifications. The duplex pump controller shall include all auxiliary modules required to transmit all pump input/output data signals to the existing City of Hattiesburg office site CTU and SCADA system computer. In the automatic mode, the Duplex Pump Controller shall receive stop and start commands based on the level in the pump station wet well as sensed by the float switches (F), as described below in Part 5.

2. Provide a float switch input indicator and test module with improper input sequence indicator and controls (FT1-2), per Component Specifications.

3. Provide Motor Monitors (MM-1 and MM-2) complete with properly sized Current Transformer, both per Component Specifications. The Motor Monitor shall provide a positive run signal, monitor motor running current, and indicate motor running time and motor full load running amperes. In addition, the motor monitor shall

come complete with high and low amperes set points for the pump. The pump motor current shall be transferred to the CTU and displayed on the SCADA system computer via the duplex pump controller, as described above.

G. DUPLEX RECEPTACLE: Provide a 120V, 20 amp, duplex receptacle mounted on the backplate of the controller enclosure for programming and diagnostic equipment use. Receptacle shall come complete with handy box.

H. POWER SUPPLY: Provide a Power Supply (DPS), per component specifications. The power supply shall provide 13.5V DC for the Radio Modem Transceiver and Current Monitor.

I. UNINTERRUPTIBLE POWER SUPPLY: Provide an Uninterruptible Power Supply (UPS), per Component Specifications. The unit shall be a 12V DC battery charger with 24V DC auxiliary power output option if required. In Addition, provide one (1) 12V DC 12 Ah Backup Battery (BAT) for the system in the event of a power failure.

J. RADIO ANTENNA: Provide a Radio Antenna (ANT), per Component Specifications. Radio Antenna shall be Omni or Yagi type unit with gain as required for signal strength. The antenna shall be connected to the radio (RMT), with RG/8U low loss coaxial cable. In addition, a coaxial type Antenna Protector (AP), also per Component Specifications, shall be provided for connection of coaxial cable to the control panel enclosure.

K. RADIO MODEM TRANSCEIVER: Provide a Radio Modem Transceiver (RMT), per Component Specifications and meeting the requirement of FCC Part 90. The RMT shall include built-in radio diagnostics capable of reporting specific unit conditions including programming, link testing, temperature, supply voltage, and Received Signal Strength Intensity (RSSI). Diagnostic data shall be capable of communication online with each transmission with no interruption in the application and with minimum overhead. All electrical connections to the RMT shall be plug-in type for ease of repair.

L. BRANCH FEEDER BREAKERS: Provide the following 120-volt single pole circuit breakers.

1. 20 Amp, 1 pole for Control Power
2. 20 Amp, 1 pole for GFI Weatherproof Duplex Receptacle

A. CONTROL POWER SURGE PROTECTOR: Provide an in-line (series) 120 volt, single-phase, 20A continuous power Surge Protection Device (SPD),

per Component Specifications, designed to protect all of the loads fed from the control power circuit.

B. GROUND FAULT INTERRUPTER RECEPTACLE: Provide a 120 Volt, 15 amp, Weatherproof Duplex GFCI Receptacle mounted on the side of enclosure for electrical hand tool use. Receptacle shall come complete with a weatherproof cover. Cover shall be UL listed for wet locations, with cover closed, and shall be constructed of tough plastic that is resistant to high impact and sunlight. In addition, the cover shall be non-corrosive, non-conductive and protect against rain, snow and ice.

C. COMMON ALARM LIGHT: Provide a weatherproof exterior Alarm Light (AL), per Component Specifications, with red Lexan lens and mounted on the side of building where shown on plans or as directed by the project engineer. The alarm light shall burn dim and steady during normal conditions to indicate electrical power "ON" and lamp good. During any alarm condition, the alarm light shall flash brightly.

PART 5 – FIELD INSTRUMENTATION, CONTROLS, AND MODIFICATIONS

5.01 CENTRAL COMPUTER MODIFICATIONS: Upon installation of radio telemetry and current monitoring equipment, necessary modifications shall be made to the existing central computer and associated equipment to incorporate all existing and new data to be transmitted from the Dogwood Drive Duplex Pump Station. All data installed on this project shall be incorporated into the existing City of Hattiesburg central telemetry unit (CTU) and SCADA system to provide the operator with graphical interface, monitoring and control as well as provide records of appropriate system transactions. The control system supplier shall be responsible for coordinating all work with the City of Hattiesburg and the project Engineer.

5.02 Provide a float control system for the pumping station to operate the pumps. Provide High Level, Lead Start, Lag Start, All Stop Float Switches (F), and Low Water Alarm per Component Specifications, mounted in wetwell. Float switches shall be set at operating levels per Project Engineers direction. The float switch shall be a direct acting switch and contain a single pole mercury switch, which actuates when the longitudinal axis of the float is horizontal and deactuates when the liquid level falls 1" below the actuation elevation. The float shall have a chemical resistant polypropylene casing with a firmly bonded electrical cable protruding. One end of the cable shall be permanently connected to the enclosed mercury switch and the entire assembly shall be capsulated to form a completely watertight and impact resistance unit. Provide the following float switches and control points:

A. High Level Alarm
B. Lag Start
C. Lead Start

D. All Stop
E. Low Water Alarm

PART 6 – RTU SOFTWARE, PROGRAMMING AND LICENSING

6.01 COMMUNICATIONS PROTOCOL: All CTU/RTU=s shall include driver software for industry standard protocols including MODBUS and Bricknet. The Resource Management Facilities communications system shall be based upon an open, nonproprietary protocol. The protocol shall support "store and forward" as well as "peer-to-peer" communications. All protocols must be submitted with complete documentation including but not limited to all data structures and algorithms (such as CRC calculations) required to interface future equipment to the telemetry network. Documentation that the ENGINEER deems insufficient shall disqualify the protocol. The ENGINEER and OWNER reserve the right to disqualify the facilities supplier=s bid based upon a disqualified protocol. **No proprietary closed communication protocols shall be accepted.**

6.02 PROGRAMMING LANGUAGE SOFTWARE: The CTU/RTU programming language software shall be an industry standard so that future expansion and improvements may be economically accommodated. The programming language shall be Microsoft C/C++. Programming shall provide the specific resource management functions and capabilities for the CTU/RTU modules.

6.03 LICENSING: An application must be submitted to the Federal Communications Commission (FCC) in the name of the system owner and a license issued for the operation of VHF band radio data frequency. All application fees and processing fees for this purpose shall be the responsibility of the contractor.

6.04 RADIO PATH SURVEY: Provide a radio path survey to measure radio signal strength and to properly design transceivers, antennas, masts, and any other equipment necessary for data radio communication between each CTU/RTU site. Contractor shall provide radio repeaters as necessary for this purpose. The Owner=s existing facilities will be made available for installation of this equipment including 120V AC power if already existing. To assure reliable radio data communication, the minimum acceptable signal strength between RMT sites necessary for communication links shall be 85 dB. Provide a Radio Path Survey Report to the {Engineer including all measured field data, survey equipment used, site location including latitude and longitude of all sites, and recommended radio equipment and antennas necessary to achieve the required radio signal strength. This report shall be provided to the engineer for review prior to the installation of any radio equipment. Acceptance of the Radio Path Survey Report shall in no way absolve the Contractor from the responsibility for provision of reliable radio communication system required. Apply for, secure, and provide FCC license(s) in the owner=s name for VHF radio frequency as required for data radio communication. All application fees and processing fees for this purpose shall be the responsibility of the Contractor.

PART 7 – COMPONENT SPECIFICATIONS

7.01 SERVICE ENTRANCE SURGE PROTECTION DEVICE (SPD): The SPD shall be mounted in the control panel / motor control center section adjacent to the Main Breaker. The SPD is connected to the main bus in the panel with conductors of size and of no greater length than indicated in the Surge Protection Device manufacturer's installation instructions. SPD shall be a Type 2 device ideal for distribution panels, branch panels and critical loads.

A. SPD shall provide transient voltage surge suppression and electrical high frequency noise filtering. Unit is designed for parallel connection to the main bus. SPD unit uses selenium cells and metal oxide varistors to achieve its performance. Products using gas tubes, spark gaps, silicon avalanche diodes or other components, which under failed conditions would cause system failure, are not acceptable.

B. Manufacturer qualifications: The product of a manufacturer engaged in the commercial design and manufacture of the type of product described herein for a minimum five (5) years.

C. Standards: Product complies with the requirements of the following:

1. cUL
2. CE Compliant
3. UL 1449 3rd Edition
4. UL 1283 Listed
5. NEMA LS1 Compliance

A. Operating Voltage: 120/240 volts, 3-phase, 4-wire + ground

B. Maximum Continuous Operating Voltage (MCOV): greater than 115 percent of nominal voltage for all products. All suppression filter systems comply with NEMA LS 1.

C. Frequency: Operating frequency range of 47 – 64 Hertz.

D. Protection Modes: all phases – phase to ground; all phases – phase to neutral; all phases – phase to phase; and neutral to ground.

E. Rated Single Pulse Surge Current Capacity: at rated voltage, no less than:

160,000 A	Line to Line
80,000 A	Line to Neutral
80,000 A	Line to Ground

80,000 A Neutral to Ground

F. Tested Single Pulse Surge Current Capacity: Filter system is designed to withstand a single pulse surge current up to 150 percent of the design rating and tested at an independent test laboratory. In the absence of testing facilities capable of such testing, testing of individual components or sub-assemblies within a mode is accepted by ANSI C62.41-1991; the testing includes a Category C1 surge test followed by a second Category C1 test. The test results demonstrate the unit does not degrade by more than 10 percent from the initial test.

G. Clamping Voltage: Suppression filter system clamping voltages are in compliance NEMA LS1-1992.

H. High Frequency Filter: EMI-RFI noise rejection or attenuation values comply with test and evaluation procedures of NEMA LS1-1992.

I. Overcurrent Protection: Unit includes coordinated UL 489 or UL 198 listed or recognized overcurrent protection devices.

J. Documentation: Provide product data including equipment manual, electrical and mechanical drawings indicated dimensions weights, mounting provisions, connection details and layout diagram, certified tests of UL1449 Listing/Clamp Voltages and NEMA LS1 compliance, certified single pulse surge current capacity testing, and minimum repetitive surge current capacity testing.

K. Status Indicators: Unit has long-life, solid state, externally visible status indicators that monitor the on-line status of each phase of the unit.

L. Warranty: 25-years Unlimited Free Replacement for service entrance Surge Protection Device.

M. TVSS system shall be equal to SSI SSMA163D1 for service entrance.

TAG	SERVICE
SPD	Service Entrance Surge Protection Device

7.02 PHASE FAILURE/UNBALANCE/UNDER VOLTAGE/REVERSAL RELAY: Phase monitor shall be designed to protect 3-phase motors regardless of size and for use with 200 – 240 or 425 – 485 VAC, 50 to 60 Hz motors to prevent damage. The unit shall constantly monitor the three phase voltages to detect harmful power line conditions, caused by single phasing, low voltage, phase reversal and voltage unbalance. When a harmful condition is detected, an output relay is deactivated after a trip delay. The output relay shall reactivate after power line conditions return to an acceptable level for the specified Restart Delay. The trip

delay shall prevent nuisance tripping due to rapidly fluctuating power line conditions. Phase monitor shall have the following features and functions.

A. Under Voltage:
Trip: -15% of setting for 230V (-10% for 480V)
Reset: -12% of setting for 230V (-8% for 480V)

B. Over Voltage:
Trip: -15% of setting for 230V (-10% for 480V)
Reset: -12% of setting for 230V (-8% for 480V)

C. Phase Unbalance:
Trip: 7% with 5 second trip delay
15% with 1 second trip delay
Reset: 6%

D. Trip Delay:
5 seconds (delay is reduced to 1 second if Phase Unbalance is 15% or greater)

E. Reset Delay:
2 seconds standard (5-60 seconds optional)

F. Voltage Range: 200V to 240V or 425V to 525V

G. Output Rating: 10A resistive @ 240VAC
6A resistive @ 240VAC

H. Operating Temp: -40ºC to +50ºC, -38ºF to +122ºF

I. Storage Temp: -45ºC to +85ºC, -47ºF to +185ºF

J. Enclosure: Lexan, surface mount

K. UL and cUL listed

TAG	SERVICE
PM	Electrical System Power Monitor

7.03 SOLID STATE STARTER: Provide a solid-state starter, including the following features for each motor.

A. GENERAL

This specification describes the requirements for a solid-state motor controller to provide voltage ramp soft starting of a standard AC induction motor. These controllers shall provide a superior alternative to other types of reduced voltage starting such as autotransformer, wye-delta, primary resistor, and part winding. Provide smooth stepless acceleration, reduced inrush current, smaller physical size, and higher duty cycle capability.

B. QUALIFICATIONS

1. Manufacturer

a. The manufacturer shall have a minimum of fifteen (15) years experience in the manufacturer of solid state reduced voltage

controllers.

b. The approved manufacturers are:

2. Support

a. The manufacturer shall maintain factory trained and authorized service facilities within one-hundred (100) miles of the project and shall have a demonstrated record of service for at least the previous ten (10) years.

b. Support personnel are to be direct employees of the manufacturer.

3. Certification

a. To insure all quality and corrective action procedures are documented and implemented all manufacturing locations shall be certified to the ISO-9001 Series of Quality Standards.

b. Third party manufacturers and brand labeling shall not be allowed.

C. REFERENCES

1. The controller shall be designed to meet the applicable requirements of:

a. EN
b. IEC
c. cULus
d. NEMA
e. IEEE
f. VDE

2. These standards shall include:

a. Creep distances and clearances 600V (UL/CSA) and 500V (IEC)
b. Power terminal markings per EN 50005 and EN 60947
c. Dielectric withstand per UL508 and IEC947
d. Noise and radio frequency (RF) immunity per NEMA ICSA1-109
e. Surge withstand per IEEE587 and IEC 801-5

D. WARRANTY

1. The manufacturer shall provide their standard parts warranty for

eighteen (18) months from the date of shipment or twelve (12) months from the date of being energized, whichever occurs first.

2. This warranty applies only to stand alone solid state reduced voltage controllers.

E. RATINGS

1. The solid state reduced voltage controller shall accept an input voltage of 240 VAC, three-phase plus or minus ten percent (+/-10%).

2. Environmental Ratings

   a. Storage ambient temperature range: -20 to 75 degrees C.
   b. Operating ambient temperature range: 0 to 50 degrees C.
   c. The relative humidity range: 5% to 95% non-condensing.
   d. Operating elevation: up to 2000 Meters.

3. Definitions

   a. The Solid State Reduced Voltage Controller Unit shall refer to the actual controller unit that will be mounted within the specified enclosure.
   b. The Solid State Reduced Voltage Controller System shall refer to the controller unit and all items specified under Controller System Options.

F. SOLID STATE REDUCED VOLTAGE CONTROLLER UNIT DESIGN

1. The open-type controller device shall be modular, consisting of a power structure and a logic component.

2. Power Structure

   a. The power structure shall include an SCR bypass.
   b. The power structure shall include a built-in overload.
   c. For ratings 1 Amps to 1250 Amps, the power structure shall consist of three power poles with integral heatsinks.
   d. Power poles are to be modular in design that each is easily replaceable.
   e. Back-to-back SCR pairs shall be the only power switching semiconductor means acceptable. Diode-SCR (Silicone Controlled Rectifier) combinations shall not be acceptable.
   f. SCRs shall have the following minimum repetitive peak inverse voltage ratings.

i. 1400V for units rated 200 to 480V
ii. 1600V for units rated 200 to 600V
iii. 1800V for units rated 230 to 690V

3. Logic Component

a. The logic component shall be a self-contained control module, compatible with the full range of power structures. The control module shall mount directly to the power structure.

b. The control module shall provide digital microprocessor control and supervision of all controller operation, including pulse firing of the SCRs.

c. The control module shall consist of the following:

i. Self-tuning power supply accepting control power input from 100 to 240 VAC or 24V AC/DC, 50/60 Hz.
ii. Logic control circuitry incorporating a latch circuit for three-wire control.
iii. SCR firing circuitry that incorporates an RC snubber network to prevent false firing.
iv. Input / output circuitry
v. Digital programming keypad.
vi. Backlit LCD display.
vii. DPI communication port.

d. The control module shall be easily removed from the power structure, without the need to disassemble associated printed circuit board assemblies.

e. The control terminals shall be easily accessible and located on the front top of the device. The terminals shall be UL rated for 300 Volts, 10 Amps maximum and accept a maximum of two wires rated number 18 to number 14 AWG.

G. CONTROLLER UNIT FEATURES

1. Starting Modes: The controller shall provide the following starting modes as standard.

a. Soft Start with Selectable Kickstart

i. Programmable initial torque value of 0 to 90 percent of locked rotor torque.
ii. Programmable acceleration ramp time from 0 to 30 seconds.
iii. A selectable kickstart, or boost, shall be provided at the beginning of the voltage ramp. The kickstart shall provide a current pulse of 550 percent of the full load current. The kickstart time shall be adjustable from 0 to 2 seconds.

b. Current Limit Start

i. Provides means of limiting the maximum starting current.
ii. Programmable for 50 to 600 percent of full load current

g. Full Voltage Start

i. Provides across the line starting.
ii. Ramp time shall be less than 0.25 seconds.

h. Dual Ramp Start

i. Provides two separate soft start profiles with separately adjustable ramp times and initial torque settings.
ii. Programmable acceleration times from 0 to 30 seconds
iii. Programmable initial torque values from 0 to 90 percent of locked rotor torque.

i. Soft Stop

ii. The Soft Stop option shall provide a voltage ramp-down for an extended motor stopping time
iii. Soft Stop shall be initiated by a Stop input. A coast-to-rest stop shall still be possible with separate stop input.
iv. Programmable voltage ramp down time from 0 to 60 seconds.
v. The load shall stop when the motor voltage drops to a point where the load torque is greater than the motor torque.

j. Preset Slow Speed

i. Provides a slow speed for applications requiring a slow speed
ii. The Present Slow Speed shall provide two jog speeds in the forward direction: high (15 percent of base speed) and low (7 percent of base speed).
iii. The Present Slow Speed option shall provide two jog speeds in the reverse direction: high (20 percent of base speed) and low (10 percent of base speed). Reverse operating of the motor shall be available in the jog mode without use of reversing contractor.
iv. The starting current for the slow speed operation shall be user adjustable from 0 to 450 percent of the motor's full load current rating.
v. The running current for the slow speed operation shall be user djustable from 0 to 450 percent of the motor's full load current rating.

2. The controller shall provide options for the following mutually exclusive starting and stopping modes. Refer to the system specifications for the option (if any) required.

a. Pump Control

i. The Pump Control option shall be implemented to provide closed loop control of a motor to match the specific torque requirements of centrifugal pumps for both starting and stopping. This shall aid in eliminating the phenomena commonly referred to as "water hammer." Methods utilizing Soft Start with Soft Stop shall not be acceptable.
ii. Closed loop control shall be achieved without using external sensors or feedback devices.
iii. Pump Stop shall be initiated by a dedicated Pump Stop input. A coast-to-rest shall still be possible with a separate stop input.
iv. Programmable starting time from 0 to 30 seconds.
v. Programmable stopping time from 0 to 120 seconds.

3. LCD Display

a. An alphanumeric, backlit LCD display shall be provided for controller set-up, diagnostics, status and monitoring. The

display shall be four-line, 16 characters minimum.

b. Digital parameter adjustment shall be provided through a keypad. Analog potentiometer adjustments are not acceptable.

4. Overload Protection

a. Shall meet applicable standards as a motor thermal protective device.
b. Shall utilize three-phase current sensing. The use of two current transformers shall be unacceptable.
c. Selectable trip classes of 10, 15, 20 and 30 shall be provided as standard.
d. Electronic thermal memory shall provide enhanced motor protection.

5. Digital I/O

a. A minimum of four (4) auxiliary contacts shall be provided for customer use.
b. The contacts shall be rated for 240 Volts AC maximum.
c. Contact configuration shall be programmable and contain the following configurations:

i. Normal Operation (N.O. or N.C.)
ii. Up-to-Speed Indication (N.O. or N.C.)
iii. External Bypass
iv. Fault Indication (N.O. or N.C.)
v. Alarm Indication (N.O. or N.C.)
vi. Network Controlled Output (N.O. or N.C.)

6. DPI Serial Communication Port

a. A DPI serial communication port shall be provided as standard.
b. Optional communication protocol interface modules shall be available for connection to Ethernet, Remote I/O, DH485, ControlNet, DeviceNet and RS232/422/485.

7. Monitoring

a. The controller shall provide the following monitoring functions indicated through the LCD display.

i. Three-phase current

ii. Three-phase voltage
iii. Power in kW
iv. Power usage in kWh or mWh
v. Power factor
vi. Motor thermal capacity usage
vii. Elapsed time

8. Protection and Diagnostics

a. The following protection shall be provided as standard with the controller.

i. Pre-start line fault advising of shorted SCR or missing load connection with phase indication.
ii. Running line fault advising power loss, shorted SCR or missing load connection.
iii. Over temperature
iv. Open Gate with phase indication

b. The following programmable protection shall be provided as standard with the controller.

i. Underload
ii. Undervoltage
iii. Overload
iv. Overvoltage
v. Voltage Unbalance
vi. Excessive Starts Per Hour
vii. Phase Reversal
viii. Stall
ix. Jam

c. When fault conditions are detected, the controller shall inhibit starting or shut down SCR pulse firing.
d. Fault diagnostics shall be indicated in descriptive text on the LCD display. The exclusive use of fault codes is unacceptable.
e. An auxiliary contact that is programmable for fault indication shall be provided for customer use.

TAG	SERVICE
SSS	Pump No.1 Solid State Starter
SSS	Pump No.2 Solid State Starter

7.04 POWER SUPPLY: Power supplies shall be for 120V AC primary and 13.5V DC secondary and shall have a frequency range of 47-440 Hz with an inrush current

of 35A. Secondary adjustment range shall be _10% minimum. Line and Load regulation shall be _0.3%. Output ripple shall be no more than 180mV. Voltage Tolerance shall be _1%. Over voltage protection shall clamp at 115-135% and short circuit protection shall be continuous, self-recovering.

TAG	SERVICE
DPS	DC Power Supply

7.05 UNINTERRUPTIBLE POWER SUPPLY: Provide a battery charger for 12V DC Sealed Lead Acid rechargeable batteries with an optional 24V DC isolated output. The maximum battery current charging current is 2.9 amps for a completely dead battery and typically less than 0.4 amps for battery voltages over 10V DC. Trickle charging shall stop at a battery voltage of 13.8V DC. The unit shall operate on 13.8V DC with a current rating of up to 11 amps. Provide an optional, integral battery backed up 24V DC option that is capable of being field mounted onto the unit, for powering external 4-20 mA loops or other instrumentation of up to 1 amp maximum load and shall be isolated from the input power supply if necessary. Provide quick-connect terminal blocks for all connectors. Provide High and Low input power supply voltage.

TAG	SERVICE
UPS	Uninterruptible Power Supply

7.06 RECHARGEABLE BATTERY: The battery shall be a sealed Lead-Acid type with ABS plastic case and spill proof construction allowing safe operation in any position. Nominal voltage shall be 12V DC (six cells in series). The nominal capacity shall be 12.0 Ah at a discharge rate of 20 hours (600 mA to 10.5 volts). Terminal configuration shall be via quick disconnect tabs type F1: 0.187" x 0.032". Operating temperature range shall be at least -4° to +122°F. The unit shall be UL recognized.

TAG	SERVICE
BAT	Standby Power Supply

7.07 RADIO MODEM TRANSCEIVERS: Radio Modem Transceiver shall provide re-farming compliant high speed data link communication with system security and diagnostic reporting. The RMT shall provide full UHF, VHF, and 900 MHz MAS bands as required by the FCC license. The RMT shall be capable of transmitting MODBUS protocol messages. Built-in radio diagnostics shall be included and shall be capable of reporting specific unit programming, link testing, and radio performance statistics including RSSI, temperature, supply voltage, and additional parameters throughout the radio. Radio diagnostic information shall be capable of on-line communication with each transmission with no interruption in the application, and with minimum overhead. The RMT shall also comply with FCC re-farming and power regulations. Bandwidth shall not exceed 12.5 KHz. To assure communications with the OWNER=s existing resources and to assure

compliance with FCC regulations, Radio Modem Transceivers shall be Cal-Amp Model Guardian 100 - No Substitutes shall be accepted.

TAG	SERVICE
RMT	Radio Modem Transceiver

7.08 ANTENNA: Antennas shall be either of two types with masts/heights as indicated in the Signal Path Survey (which shall be conducted by the facilities supplier). Antenna types shall comply with the following:

Omni Directional Type 1:	Cushcraft Model #CRX-150B (or approved equal)
Yagi Directional Type 2:	Cushcraft Model #P154-4 (or approved equal)

Antenna Height:	Description:
20 Feet	Rohn Model #161005GHS (or approved equal)
30 Feet	Rohn Model #H30 (or approved equal)

TAG	SERVICE
ANT	Radio Modem Transceiver Antenna

7.09 BULKHEAD LIGHTNING ARRESTER: Radio lightning protection shall be bulkhead mounted and shall be rated as follows:

Throughput Energy:	_600 _J
Frequency Range:	1.5 to 400 MHz
Max. Power:	375 W, VHF

TAG	SERVICE
AP	CTU/RTU Radio Lightning Arrestor

7.10 DUPLEX PUMP CONTROLLER: Provide a Duplex Pump Controller including the following features:

A. OPERATORS AND FRONT PANEL INDICATORS (for each pump)

1. Manual-Off-Automatic selector switch
2. Green "Pump Running" pilot light
3. Red "Pump Failure" pilot light
4. Red "Pump Seal Failure" pilot light

B. A Pump NO.1 LEAD – ALTERNATE – Pump NO.2 LEAD sequence selector switch to select either pump as lead pump or to select that the pumps alternate as lead pump on each call for cycle.

C. Signal inputs for stop, lead pump start, lag pump start, and high/low alarm. The sensors shall be optically isolated and operate on 24V DC with a maximum current of 16 mA for intrinsic safety.

D. Pilot light indicators for each signal input described above, as well as, Pump No.1 and No.2 running inputs.

E. The controller shall operate a pump based upon various combinations of signal inputs. Normal operation shall operate pumps in the following automatic sequence:

1. With no signal inputs activated and both pumps off, a stop input activation shall not cause a pump to operate. With a stop input activated and a lead start input activated, the controller shall start a single pump that pump shall operate until the lead start and stop inputs are deactivated. With both the stop and lead start inputs activated and one pump operating, a lag start input being activated shall operate the second pump. Both pumps shall operate until the lag start, lead start, and stop inputs are deactivated.

2. In the event an input device(s) fails to activate the controller shall operate as follows:

3. With a stop input device failure, the controller shall operate a single pump based upon the status of the lead start input and a field adjustable short cycle delay. The short cycle delay shall keep the pump operating after the start input deactivates for the delay time setting. If the stop input device fails to activate, the controller shall operate one pump as described above with the lag start input starting the second pump. Both pumps shall operate until both start inputs are deactivated and the individual pump short cycle delays have expired. In the event both the stop and lead start inputs fail to operate, the controller shall operate both pumps based upon the status of the lag start input and the individual pump short cycle delay timers. Both pumps shall operate until the lag start input is deactivated and the individual pump short cycle delays have expired. If all input devices fail except the high/low alarm input, the controller shall operate both pumps based upon the status of the high/low alarm input and the individual pump short cycle delay timers. Both pumps shall operate until the high/low alarm input is deactivated and the individual pump short cycle delays have expired.

F. A field adjustable failure time delay for each pump, in the range of 5 seconds to 62 minutes, to start the lag pump at the lead pump start point if the lead pump fails or if the lead pump selector switch is placed in the off position. If a pump fails, the remaining functional pump shall remain the

lead pump on future cycles. The failed pump shall only be called to operate at the lag pump operating point. Normal pump alternation shall resume when the failure condition is corrected and the pump has been reset.

G. Soft stop feature to require the pumps to stop three (3) seconds apart during the condition that both pumps are running when signaled to stop. Soft start feature to require the pumps to start three (3) seconds apart during conditions that the lead and lag pumps are called for simultaneously.

H. Individual field adjustable time controls to delay starting each pump in the automatic mode after power failure or during initial startup.

I. Pump failure, pump seal failure, and high/low alarm red pilot lights shall flash when activated. Provide field selectable controls to allow the seal failure indicator to burn steady when activated.

J. Manual override inputs for each pump, which can be used to manually override the duplex controls', pump outputs when the controls are in the Automatic mode. Inputs shall be provided to start or stop each pump from a remote location.

K. Provide a selectable improper sequence alarm to activate the common alarm in the event the control inputs are activated in the wrong order. The proper order shall be Stop, Lead Start, and Lag Start. The High water alarm shall not be included in the improper sequence test. Provide a selectable Lag Stop Level control to allow the lag pump to stop based upon the status of the lead start level input.

L. Provide automatic pump alternation on pump failure and seal failure when a failure condition is detected and the pumps are in the automatic mode. The failed pump shall be made the lag pump on future cycles until the failure condition is corrected. Pump failure shall require manual reset to clear the failure condition and the seal failure condition shall clear when the failure condition clears. Provide field selectable controls to allow the seal failure condition to not automatically alternate the pumps.

M. An exterior alarm light output that would flash the light brightly during any common alarm condition that includes pump failure, seal failure, improper sequence, and high water alarm. The output shall allow the light to dim glow under normal conditions to indicate that power is on and the lamp is good. A normally open common alarm output contact shall be energized by these alarm conditions. Provide selectable controls to prevent the seal failure input from activating the common alarm output and alarm light.

N. Provide an intelligent Lift Station Analyzer with the following features:

1. Provide the following additional inputs: an external normal power failure input for use in remote telemetry, three (3) 4-20 mA analog inputs with an input resistance of 100 ohms.

2. Provide the following additional outputs: pump no.1 is lead, pump no.2 is lead, pump no.1 selector switch is in the automatic position, and pump no.2 selector switch is in the automatic position.

3. Provide front panel status indicators for pump running, pump failure, pump seal failure, high/low alarm and auxiliary input.

4. Provide selectable first on/first off control to allow the first pump activated to be the first pump off when both pumps are activated.

5. Influent and Effluent flow rate calculation based on floats or portable submersible pressure level transmitter.

6. Provide two serial communications ports, one RS-232 and one RS-485 for interfacing with RTU's, PLC's, radio or telephone modems, operator interfaces, and PC's. The ports shall support industry standard communication protocols, such as MODBUS™ and BrickNet™ at baud rates of 1200, 2400, 4800, and 9600.

7. Provide a user selectable unit address from 000 to 999. The switches shall allow the unit address to be set without software or special equipment.

8. Provide user selectable cross sectional area switches. The switches shall allow the cross sectional area of the wet well to be set without software or special equipment.

9. Provide user selectable float distance setting switches. The switches shall allow the distance between the stop, lead start and lag start floats to be set without software or special equipment.

10. Provide average pump capacity calculation as well as the following other statistics: Pump Runtimes, High/Low and Average Inflow for the last 24 hours, Average flow-capacity loss when more than one pump is running, Estimate Real-Time level based upon current flows and float positions.

11. Provide TRUE Volumetric Influent Flow calculation with long-term averaged error not to exceed 0.2% of Full Scale.

12. The analyzer shall be capable of operating with float switches or a level controller with dry contact outputs for All-Stop, Lead Start and Lag Start during normal operation and use a portable submersible pressure level transmitter (SPLT) for automatic calibration in determining the level positions of all floats. During the calibration process, the SPLT shall automatically start the calibration procedure when it is plugged into the lift-station analyzer, and stop the procedure when it is unplugged.

13. For level control systems using SPLT level sensing, the analyzer shall be capable of using the signal from the SPLT in all calculations.

14. The controller shall monitor key lift station functions such as Seal and Pump Failures, Improper Sequence, General Alarm, High Level Alarm, Pump Currents, pump runtimes, and pump duty cycles.

15. Data-logging and storage in non-volatile memory.

16. Capability for an optional external operator interface hex-keypad for easy entry of floating point numbers, setpoints, menu selections and other parameters that need to be entered into the controller.

TAG	SERVICE
DC1-2	Pump Station Duplex Pump Controller

7.11 FLOAT TEST: Provide input indicator and test module with improper input sequence indicator and controls. The following controls and equipment shall be supplied.

A. Four deadfront panel mounted input pilot light indicators: One for each of the following level control points Stop, Lead Start, Lag Start and High Level alarm.

B. Four deadfront panel mounted pushbuttons to test each pump level control input.

C. Automatic input sequence monitoring, such that if the inputs do not occur in proper order (stop, lead start and lag start); a red pilot light indicator shall be activated.

D. If stop input fails, followed by lead input activation, lead pump shall operate and continue until lead pump input is removed and a field adjustable time delay has expired.

E. If stop input fails, followed by lead and lag input activation, both motors shall operate and continue until their respective input is removed and an

individual field adjustable time delay for each pump has expired.

F. If stop, lead and lag inputs fail, followed by high level input activation, both motors shall operate and continue until the high level input is removed and a field adjustable time delay for each pump has expired.

G. Improper sequence activation shall also activate the common external alarm controls.

H. Improper sequence alarm shall require reset button activation to remove the alarm light.

TAG	SERVICE
FT	Float Test Module

7.01 FLOAT SWITCHES: The float switch shall be a direct acting switch and contain a single pole mercury switch, which actuates when the longitudinal axis of the float is horizontal and de-actuates when the liquid level falls 1" below the actuation elevation. The float shall have a chemical resistant polypropylene casing with a firmly bonded electrical cable protruding. One end of the cable shall be permanently connected to the enclosed mercury switch and the entire assembly shall be capsulated to form a completely watertight and impact resistance unit. Float shall include a bracket for support pipe mounting.

TAG	SERVICE
F	Wetwell Float Switches (Qty. 4)

7.02 MOTOR MONITOR: Provide an electronic solid state Motor Monitor with proportional 4-20mA output, powered by 120 volt AC that will accept a zero (0) to five (5) amp input signal condition the signal to perform ON/OFF or OPEN/CLOSE discrete dry type setpoint contact conditions based on the input signal value. The Motor Monitor shall have the following features.

A. Provide an LCD readout meter providing field adjustable scales of 0-25.0, 0-50.0, 0-100.0, 0-250, 0-500 and 0-1000 to accurately indicate the motor full load current using the 0-5 amp input signal.

B. The Monitor shall be capable of displaying motor total running time up to 99,999.9 hours and be provided with reset capability from the rear of the monitor. The display shall include a non-volatile EEPROM memory backup that does not require battery backup during power failure.

C. Provide two (2) separate field adjustable setpoints, each with discrete, isolated sealed SPDT relay output contacts. The setting of each setpoint shall be adjustable throughout the complete signal range from the front of the Monitor. Each set point shall be provided with a field adjustable "ON"

and "OFF" time delay, adjustable from zero (0) to fifteen (15) seconds. The actual setting of each setpoint shall be able to be displayed on the LCD readout at any time. An LED indicator shall be provided for each setpoint and shall operate as follows:

1. Setpoint No. 1: When setpoint is timing, the indicator shall burn amber. After timing period and current is at or above setpoint, indicator shall burn green.

2. Setpoint No. 2: When set point is timing, the indicator shall burn amber. After set timing period and current is at or above setpoint, indicator shall burn red.

D. Provide a 4-20mA or a 1-5Vdc output signal which is proportional to the amperes being measured. Load maximum impedance should not exceed 330 ohms. Output signal shall be factory calibrated.

TAG	SERVICE
MM-1	Pump No.1 Motor Monitor
MM-2	Pump No.2 Motor Monitor

7.03 CURRENT TRANSFORMER: Current transformers insulation class shall be 0.6 KV BIL, 10 KV Full Wave. They shall be manufactured to meet the requirements of UL1244 and have a minimum accuracy of 60Hz of 2%. Current transformers shall be provided with brass stud terminals and mounting bracket.

7.04 COMMON ALARM LIGHT: Alarm Light shall be RAB catalog number VBR100/GL100PGR or equal. Alarm light enclosure shall be constructed of die cast aluminum with a sturdy mounting bracket. Alarm light shall be suitable for wet location and comply with UL standard 1598, for hazardous locations where the lamp, socket and wiring require protection from rain, corrosive fumes, non-combustible dusts, moisture, non-explosive vapors and gases. The alarm light shall burn dim and steady during normal conditions to indicate electrical power "ON" and lamp good. During any alarm condition, the alarm light shall flash brightly. Alarm light mounted on the side of the enclosure or as directed by the project engineer.

TAG	SERVICE
AL	Common Alarm Light

7.05 CONTROL POWER SURGE PROTECTION DEVICE (SPD): The surge protection device shall be mounted in the control panel in series with the control power circuit. Provide a single-phase, in-line series AC power line surge protector with the following features:

A. Rated voltage shall be 120 VAC @ 60Hz.

B. Current rating shall be 20 Amps @ 40°C.

C. The protection circuitry shall automatically reset after the transient has passed.

D. Protection modes shall be: Line to Neutral, Line to Ground, and Neutral to Ground.

E. Provide three (3) Green LED indicators to indicate protection status of each mode when power is present (L-N, L-G, N-G).

F. Varistors with integral thermally activated elements shall be used to open in the event of overheating due to the abnormal overvoltage, limited current conditions outlined in UL1449. The lower inductance of the varistors shall result in improved clamping performance to fast overvoltage transients.

G. Metal Oxide Varistors (MOV) shall have cured, flame retardant epoxy polymer coating meeting UL94V-0 requirements.

H. Electromagnetic Interference (EMI) filtration shall be incorporated into the unit to dampen unwanted signals from the protected side of the unit.

I. Operating temperature shall be -40 to +70°C.

J. Screw terminals shall be provided for all wiring.

K. Maximum continuous operating VAC shall be 115% of rated line voltage.

TAG	SERVICE
SPD-2	Control Power Surge Protection Device

END OF SECTION

GROUTED RIPRAP

DESCRIPTION:

This work consists of furnishing and placing a protective covering of erosion resistant material including geotextile fabric, where shown on the plans for pier foundation protection, slope, or ditch protection. This work shall be in accordance with these specifications and in reasonably close conformity with the lines, grades and dimensions shown on the plans or established.

MATERIALS:

Materials shall conform to the following:

Geotextile fabric shall meet the requirements of Type V with a tensile strength of 200 lbs.

Aggregate for loose riprap, stone riprap for foundation protection, or that to be grouted shall consist of field stone, broken concrete, or rough, unhewn quarry stone as nearly rectangular in section as is practicable. The stone shall be dense, free of clay or shale seams, resistant to the action of air and water, and suitable in all other respects for the purpose intended. Quality requirements for rock to be furnished under these specifications will be checked or tested as determined by the Testing Engineer prior to use and subsequently if deemed appropriate.

CONSTRUCTION DETAILS:

Prior to the construction of riprap or slope paving, the slopes or ground surface shall be shaped to lines and grades, indicated on the plans or directed, and shall be thoroughly compacted by the use of mechanical or hand tamps. Unless otherwise stipulated or directed, slopes shall not be steeper than the natural angle of repose of the material upon which riprap is to be constructed.

The outer edges and the top of the riprap or slope paving where the construction terminates shall be formed so that the surface of the riprap or slope paving will be embedded and even with the surface of the adjacent slope or ground, and the bottom of the riprap or slope paving shall be placed at least two feet below the natural ground surface unless otherwise directed.

All riprap or slope paving shall be started at the bottom of the slope and constructed upward.

INSTALLATION OF GEOTEXTILE FABRIC:

When required by the contract, geotextile fabric shall be placed in the manner and at

locations shown on the plans. The area to receive the fabric shall be prepared to a relatively smooth condition free of obstructions, depressions and debris. The fabric shall be placed loosely without wrinkles or creases with the long dimension perpendicular to the channel. The strips shall be place to provide a minimum overlap of 18 inches. Securing pins with washers shall be inserted through both strips of overlapped fabric at mid-point and not greater than two foot intervals. Additional pins shall be installed throughout the fabric as necessary to prevent any slippage. The fabric shall be placed so that the upstream strip overlaps the downstream strip and the higher slope strip overlaps the lower strip. Each securing pin shall be pushed through the fabric until the washer bears against the fabric and secures it firmly.

The fabric shall be protected from contamination and damaged during installation and placement of the specified cover material. Riprap shall not be dropped from a height greater than three feet. Contaminated fabric shall be replaced, and damaged fabric shall be repaired or replaced as directed at no cost to the Department.

The fabric shall be covered with a layer of the specified material within 14 calendar days after placement. Fabric not covered within this time period shall be removed and replaced at the Contractor's expense if damage or deterioration is evident, as determined by the Engineer.

GROUTED RIPRAP

Grout for grouted riprap shall consist of one part of portland cement and three parts of approved sand thoroughly mixed with water to produce grout having a thick, creamy consistency.

The stones shall be of the size designated in the bid schedule of the contract and shall be placed in the same manner as specified for loose riprap. Care shall be taken during placing to keep earth or sand from filling the spaces between the stones.

After the stones are in place, the spaces between them shall be completely filled with grout from bottom to top and the surface swept with a stiff broom.

CLEANING UP:

Upon completion of the work, the surface of the riprap or slope paving shall be cleaned, surplus material and debris removed and disposed of as directed, and the site of the work left in a neat presentable condition.

WATER SYSTEMS

1. GENERAL

a. This item shall consist of furnishing all of the necessary materials, supervision, labor, tools, equipment and incidentals, and the installation of various types and sizes of water pipe and related items in accordance with the Contract Drawings and Specifications, as stated in the Proposal.

2. APPLICABLE PUBLICATIONS

a. The following publications form a part of these Specifications and where referred to by basic designation only, are applicable to the extent indicated. The latest editions of the publications referenced shall apply to the work.

i. AMERICAN SOCIETY FOR TESTING AND MATERIALS (ASTM)

(1) A 139 Electric-Fusion (Arc) welded steel pipe (sizes 4 inch and over).

(2) A 252 Welded and Seamless steel pipe piles.

(3) Making and Curing Concrete Compressive and Flexural Strength Test Specimens in the Field.

(4) C 33 Concrete Aggregates

(5) C 39 Test for Compressive Strength of Cylindrical Concrete Specimens.

(6) D 2922 Density of Soil Aggregate in place by the clear Method (shallow depths).

ii. AMERICAN NATIONAL STANDARDS INSTITUTE (ANSI)

(1) 21.10 Gray Iron and Ductile Iron Fittings, 3 inch through 48 inch for Water and other Liquids.

(2) Rubber Gasket Joints for Cast Iron and Ductile Iron Pressure Pipe and Fittings.

(3) Ductile Iron Pipe, Centrifugally Cast in Metal Mods or Sand-line Molds, for Water or other Liquids.

iii. AMERICAN WATER WORKS ASSOCIATION (AWWA)

(1) C 104 Cement-Mortar Lining for Cast Iron Pipe and Fittings for Water and Other Liquids.

(2) C 106 Cast Iron Pipe Centrifugally Cast in Metal Molds, for water and other Liquids.

(3) C 110 Gray Iron and Ductile Iron Fittings, 3 inch through 48 inch, for Water and Other Liquids.

(4) C 111 Rubber Gasket Joints for Cast Iron and Ductile Iron Pressure Pipe and Fittings.

(5) C 150 Ductile Iron Pipe, Centrifugally Cast in Metal Molds or Sand-Lined Molds, for Water or other Liquids.

iv. AMERICAN ASSOCIATION OF STATE HIGHWAY & TRANSPORTATION OFFICIALS (AASHTO)

(1) T-88 Particle Size Analysis of Soils.

(2) T-89 Determining the Liquid Limit of Soils.

(3) T-90 Determining the Plastic Limit and Plasticity Index of Soils.

(4) T-99 Moisture Density Relations of Soils Using a 5.5 lb. Rammer and 12 inch Drop.

(5) T-191 Density of Soil In-Place by the Sand-Cone Method.

v. MISSISSIPPI DEPARTMENT OF TRANSPORTATION

Standard Specifications for Road and Bridge Construction, current edition.

3. SUBMITTALS

a. The following submittals shall be required for the respective materials used in the work. All submittals shall be submitted through the Contractor to the Engineer.

i. Ductile Iron Pipe: The following submittals shall be required for ductile iron pipe systems utilized on the project. The Contractor shall furnish manufacturer's certificates certifying that the pipe and fittings conform to

the requirements as specified hereinafter under Article 4.0, Materials. In addition, the submittals shall include the following:

(1) Joints: The following shall be required for ductile iron joints.

(2) Drawings or Manufacturer's Catalogue data indicating dimensions and tolerance.

(3) Gaskets shall be tested in accordance with the respective standards as indicated in ANSI 21.11 and results shall be included in the submittals. Test shall be for similar materials on the gaskets and be not more than one year old.

(4) Mechanical Joints: Should the Contractor elect to use mechanical joints in lieu of push-on joints, manufacturer's data shall be submitted in accordance with the "Special Requirements for the Mechanical Joint" as stated in ANSI 21.11 (AWWA C 111).

ii. Ductile Iron Pipe: Submittal Shall Include the Results of the following. Sampling procedure shall be as indicated in ANSI 21.51.:

(1) Tension Test

(2) Impact Test

(3) Low Temperature Impact Test.

iii. PVC Pipe: The Contractor shall furnish manufacturer's certificates certifying that the pipe and fittings conform to the requirements of these specifications and appropriate construction drawings.

4. MATERIALS – WATER SYSTEM:

a. Ductile Iron Pipe:

i. Ductile iron pipe shall be designed in accordance with the latest revision of ANSI/AWWA C51/A21.51), rated working pressure of 350 psi plus a100 psi surge allowance; a 2 to 1 safety factor on the sum of working pressure plus surge pressure in Type 3 laying condition with a depth of cover as required per plans.

ii. Pipe shall have standard asphaltic coating on the exterior. Pipe also shall have a cement mortar lining on the interior in accordance with the latest revision of ANSI/AWWA C104/A21.4. If corrosion protection is required, polyethylene encasement shall be installed prior to the pipes installation in

accordance with ANSI/AWWA C105/A21.5-88.

iii. All non-restrained pipe shall be furnished with push-on type joints such as "Fastite:, or equal. Joints shall be in accordance with the latest revision of ANSI/AWWA C111/A21.11 and shall be furnished complete with all necessary accessories.

iv. Where restrained joint pipe is required, "Fast Grip", "Flex-Ring:, or "Field Flex-Ring" or approved equal shall be used. The length of restrained pipe shall be as tabulated or noted on the plans.

v. Ductile iron fittings shall conform to the latest revisions of either ANSI/AWWA C110/A21.10 or ANSI/AWWA C153/A21.53. Fittings, linings, and coatings shall be as specified for the pipe above.

vi. All pipe, fittings and accessories shall be installed and tested in accordance with the latest revision of AWWA C600. Newly installed ductile iron water mains shall be disinfected in accordance with the latest revision of AWWA C651 prior to placing in service.

b. PVC PIPE

i. All PVC pipes for this project shall be SDR 26, Class 160 psi, confirming to the latest edition of ASTM D2241, "*Standard Specification for Poly(Vinyl Chloride) (PVC) Pressure-Rated Pipe (SDR Series).*"

ii. All PVC SDR Series pipe shall be manufactured from a Type I, Grade I Polyvinyl Chloride (PVC) compound with a Cell Classification of 12454 per ASTM D1784. The pipe shall be manufactured in strict compliance to ASTM D2241, consistently meeting and/or exceeding the Quality Assurance test requirements of this standard with regard to pressure rating, material, workmanship, bust pressure, flattening, impact resistance, and extrusion quality.

iii. The pipe shall be manufactured in the USA, using domestic materials, by an ISO 9001 certified manufacturer. Standard lengths of pipe sizes 8" and larger shall be beveled on each end by the pipe manufacturer. All pipes shall be stored indoor after production at the manufacturing site until shipped from factory. This pipe shall carry the National Sanitation Foundation (NSF) seal of approval for potable water applications.

c. Gate Valves: Where indicated on the Plans or directed by the ENGINEER, the CONTRACTOR shall furnish and install gate valves as hereinafter specified.

i. All gate valves shall be cast iron mechanical joint, M.J., Mueller A-2380-20,

equivalent or better.

ii. All gate valves shall be furnished with O-ring packing and 2" square operating nut, AWWA 200lb., for cast iron water main.

iii. Valve boxes shall be cast iron top and bottom. Extension pieces shall be provided as required.

iv. Payment for furnishing and installing gate valves with box shall be made at the contract unit price per valve according to type and size as listed in the proposal.

v. All valves will be set at a perfect 90 degree angle from level pipe, (perpendicular) so as to be easily accessible through properly set valve box as per specifications above.

vi. The CONTRACTOR shall furnish and install either a two-piece or three-piece, slip type, cast iron valve box over each gate valve. Valve boxes will be set over valve operating nut, centered so as to be easily accessible with a valve operating wrench or key. They will be set to correspond with the finished grade of street, lot, or easement. No dirt will be left in box; box will not rest directly on valve body.

d. Fittings, Valves and Hydrants, Etc.:

i. All fittings, valves and valve boxes, hydrants, and other appurtenances are to be set at the points indicated on the plans, or as directed by the ENGINEER, and omission to do so shall be corrected by the CONTRACTOR without extra cost to the OWNER.

ii. All fitting shall either be Ductile Iron Compact (ANSI/AWWA C153/A21.53) or Cast Iron (ANSI/AWWA-C110/A21-10) and shall have mechanical joint ends and mechanical joint restraints (Series 1120) and shall be incorporated in the design of the follower gland and shall include a restraining mechanism which, when actuated, imparts multiple wedging action against the pipe, increasing its resistance as the pressure increases. Flexibility of the joint shall be maintained after burial. Glands shall be manufactured of ductile iron conforming to ASTM A 536-80. Restraining devices shall be of ductile iron heat treated to a minimum hardness of 370 BHN. Dimensions of the gland shall be such that it can be used with the standardized mechanical joint bell and tee-head bolts conforming to ANSI/AWWA A21.11 and ANSI/AWWA C153/A21.53 of latest revision. Twist-off nuts shall be used to insure proper actuating of the restraining devices.

iii. The mechanical joint restraint device shall have a working pressure of a least

250 psi with a minimum safety factor of 2:1 and shall be EBAA Iron., MEGALUG or equal.

iv. To improve the sealing capacity, the gaskets for all mechanical joints conforming to the requirements of ANSI/AWWA C110/A/21.10, C111/A21.11, or C153/A21.53 shall be of a design that causes the gasket to deflect approximately 30% during assembly of the mechanical joint. The gasket material shall conform to the requirements of ANSI/AWWA C111/A21.11, Section 1-6.4 of the latest revision. Mechanical joint gaskets shall be EBAA Iron's EBAA Seal- Improved Mechanical Joint Gasket or approved equal.

v. Fittings (bends, tees, plus, and caps) shall be securely braced by mechanical joint restraints, as indicated on the Plans, to prevent the possibility of blowing off under pressure. And a full length of pipe shall be installed on each end of the fitting. Then cut pieces can be installed beyond the full lengths of pipe.

vi. The prices bid furnishing and installing valves, fittings, etc., shall include compensation for furnishing mechanical joint restraints as required at beds, tees, plugs and caps. No separate or extra compensation will be allowed for any of the above specified incidental work or material.

e. Plugs and Caps:

i. Where indicated on the Plans, or as directed by the ENGINEER, the CONTRACTOR shall install plugs for anticipated future extensions by placing a branch fitting (tee or cross) in the line and plugging the unused branch or branches. In general, such plugs will be located at street intersections where present plans provided lines running in only two or three directions from the intersections and where, in the opinion of the ENGINEER, a connection may be required for future extension. Where "deadend" lines are installed, the ends of such lines shall be plugged or capped as required.

ii. For the various hot taps required according to the plans, and up to 12 inches, the JCM 432, stainless Tapping Sleeve shall be required. The CONTRACTOR shall furnish all materials for these various taps and shall make the tap as directed by the Engineer.

f. Casing Pipe: Steel pipe utilized as casing at locations shown on the Contract Drawings shall be new round piling pipe conforming to the requirements of ASTM A 252 or A 139. Casing diameter shall be adequate to allow pushing of the specified diameter of water pipe and make proper connections at the ends. Minimum Wall Thickness for steel casing is 0.375 inch.

g. Wash Gravel Bedding Material: Select Granular material for pipe bedding shall be

coarse concrete aggregate. The coarse concrete aggregate shall conform to the gradation sizing Number 467 specified in Table 2 of ASTM Standard Specification C-33. (See Following Table:)

SIZE NO. 467

Nominal Size (Sieves w/Square Openings)	Percent Passing by Weight
2"	100
1 - 1/2"	0 - 5
No. 4	35 - 70
3/8"	10 - 30
3/4"	95 - 100

h. Stabilization Material: Stabilization Material shall be a pit run mixture of sand and gravel. The sand shall be hard, sharp and durable particles. All gravel shall pass a 1 - 1/2" sieve.

i. Concrete: Concrete shall be in accordance with the requirements of Technical Specifications – CONCRETE

j. Select Backfill:

i. General : The select material shall be composed of a natural or artificial mixture of sand, silt, clay or soil binder or other material of satisfactory cementing value. The sand shall be hard, sharp, and durable particles, preferably siliceous. The binder shall be a grade of clay or other material having satisfactory cementing qualities and shall be homogenous in character, free from vegetable matter, clay balls or other deleterious substances that cannot be classed as serviceable base material.

ii. Gradation: Any coarse aggregate contained in the material shall pass the one and one-half (1-1/2), sieve and not more than thirty-five percent (35%) shall be retained in the Number 10 sieve. The plasticity index (P.I.) shall not exceed 12, nor shall the liquid limit exceed 30.

iii. The composite selected sand-clay material passing the Number 10 sieve shall conform to the following minimum and maximum gradation limits:

Sieve	Percent Passing by Weight
Number 40	40
Silt (.05 to .005 mm)	30
Number 270	8
Clay (Passing .005 mm)	3
Number 60	3

iv. Backfill: All other backfill shall consist of excavated material removed from the trench.

5. CONSTRUCTION:

a. Earthwork:

i. Site Preparation:

(1) Topsoil shall be stripped and stockpiled in accordance with Technical Specifications.

(2) All vegetation such as brush, heavy sod, heavy growth of grass, decayed vegetative matter, rubbish and any other unsuitable material within the area of trenching shall be stripped or otherwise removed before the trenching is started, and in no case shall such objectionable material be allowed in the trench.

(3) Stripping operation shall be to a depth of not less than 6 inches in all cases.

b. Asphalt or Concrete Removal: Before trenching operations begin, the existing asphalt or concrete pavement shall be scored or cut to a proper depth to give a straight vertical edge when removed. The asphalt or concrete shall be disposed of offsite by the Contractor. While removing the asphalt or concrete in the trench line, never shall the adjacent asphalt be raised or pulled from its base.

c. Trenching:

i. The Contractor shall determine all requirements for trench dimensions, alignment, and grades. The trench shall be excavated in conformance with all federal, state and local regulations for the protection of the workmen. Shoring, sheeting and/or a moveable form shall be used as required to provide earth stability during the laying operations.

ii. The final excavation of the trench for the pipe installation shall be a indicated on the Plans. Minor variations in horizontal (within the permanent easement) or vertical alignment during construction shall be made during construction (with the Engineer's approval) to facilitate ease of installation and operation (due to potential conflicts; i.e., utility conflict) at no additional cost to the Owner except for additional piping, if any. The trench from the top of the pipe down to the bottom of the bedding shall be of a consistent width as indicated on the plans. Should the excavated width of the trench be larger than the design width, the Engineer may direct that a higher type or class of bedding be used; or other adjustments be made to increase the load carrying capacity of the pipe.

iii. The Contractor shall not excavate more trench in advance of pipe laying than is necessary to perform the work efficiently. No more than 100 feet of open trench shall be allowed unless approved by the Engineer.

iv. Excavated material shall be place in a manner that will not obstruct sidewalks, driveways, or other structures. Excavated material shall not be placed so as to surcharge the walls and jeopardize trench stability.

d. Disposal:

i. The Contractor shall satisfactorily dispose of all excess earth from excavations either in approved (by the Engineer) areas within the construction limits or away from the project in disposal sites obtained by the Contractor.

ii. The Contractor will be permitted to mound excess earth over the trench to a maximum depth of 12 inches above the original ground surface or finished grade where the trench is located in unimproved property. Wasting of excess excavated material will not be permitted within any road ROW. All material within the construction limits shall be placed so that natural drainage is maintained and the surface shall be graded to a smooth and uniform appearance. The disposal of waste and excess excavating materials, including hauling, handling, grading, and surfacing shall be subsidiary obligation of the contractor and no separate payment will be made. Therefore, the cost of such work shall be included in the Contract Unit Price for installation of water pipe.

e. Dewatering:

i. The site shall be kept free of surface water at all times. The Contractor shall install drainage ditches and dikes and shall perform all pumping and other work necessary to divert or remove rainfall and other accumulations of surface water from the excavations. The diversion and removal of surface

water performed in a manner that will prevent the accumulation of water behind temporary structures or at any other locations within the construction area where it may be detrimental. The Contractor shall provide, install, and operate sufficient trenches, sumps, pumps, hoses, piping, well points, deep wells, etc., necessary to depress and maintain the ground water level at least one foot below the base of the excavation during all stages of construction operations. The ground water table shall be lowered in advance of excavation and maintained a minimum of one foot below the lowest excavation subgrade made until the structure has sufficient has sufficient strength and weight to withstand horizontal and vertical soil and water pressures.

ii. Where groundwater is encountered, the Contractor shall make the effort necessary to secure a dry trench bottom before laying pipe. In sandy and in other suitable type soils, dewatering shall be done by well pointing. If, in the opinion of the Engineer, the Contractor has failed to obtain an absolutely dry trench bottom by insufficient use of all known methods of trench dewatering, the Engineer may order the Contractor to excavate below grade and place not less than 6 inches of graded crushed stone fill material over the trench bottom to form trench drains to suitably located sumps and to remove the water by bailing or pumping. The graded crushed stone fill material shall be placed at the Contractor's own expense and shall be of such depth that there shall be not water in bell holes at the time of coupling pipe. All costs of equipment, labor, and materials required for dewatering shall be included in the bid price.

f. Bedding:

i. The Contractor shall satisfactorily shape the trench area (to specified line, grade and cross section) to receive bedding material. The bottom of the trench shall be undisturbed soil. Should the Contractor over excavate the trench without direction from the Engineer, the trench shall be brought up to grade with select backfill and compacted to at least 90% of maximum laboratory density as measured by AASHTO T 99. Such additional work and materials for over excavation without direction of the Engineer shall be at the expense of the Contractor.

ii. Holes for the bells shall be provided at each joint in the subgrade or in the granular fill bedding material as required. The holes shall be no larger than necessary for joint assembly and assurance that the pipe barrel will lie flat on the material. The Contractor shall install the proper bedding for the respective type of pipe and depth of installation as shown in the details and schedules on the plans. When depths vary in a particular manhole run, the Contractor shall change bedding systems in accordance with the depth installation requirements.

iii. Stabilization Materials: When the subgrade is found to be unstable or to include ashes, refuse, organic material, or other unsuitable material, the Engineer may direct that the subgrade be over excavated to remove such material. The depths of over excavation shall be as directed by the Engineer. Stabilization material shall be placed into the over excavated area of the trench and shall be paid for in accordance with these specifications. Stabilization shall be compacted to at least 90% of maximum laboratory density in six inch lifts.

iv. Bedding Materials:

(1) As detailed in the plans, bedding material shall be placed to the specified depth below the pipe and tamped to a minimum of 90% of maximum laboratory density as determined in accordance with AASHTO T 99. Following placement of pipe, additional bedding material shall be placed and consolidated under the haunches of the pipe. Special tools shall be required to work the material into place and leave no voids beneath the pipe. The bedding material shall be tamped along the spring line (or along the top of the bedding material as indicated) of the pipe to sufficiently compact the material insofar as practical.

(2) The Engineer may direct additional moisture be added to the bedding material to aid in the compaction effort. Mechanical tampers may be employed to aid the process depending on the particular bedding required, additional bedding shall be added and tamped to a minimum of 90% of maximum laboratory density, with AASHTO T-99.

v. Select Backfill: Select backfill shall be placed in 6 inch lifts and tamped to a minimum laboratory density with AASHTO T-99. Overall depth of the select backfill shall be as directed by the Engineer.

vi. Normal Condition Bedding: Under normal conditions the trench bottom shall be undisturbed earth shaped to the specified line, grad, and cross section with proper bell holes at each joint to insure that pipe barrel lies flat on trench bottom. The bedding material will be selected native materials excavated from the trench and placed in two lifts. The first lift being placed up to the spring line of the pipe and extending out to the trench walls and hand tamped to a minimum of 90% of maximum laboratory density. Special care shall be used in placing and tamping bedding to insure no voids under the haunches of the pipe. The second lift shall extend to approximately 6" above pipe (Material permitting) and hand tamped to 90% density.

g. Backfilling: Upon completion of placement of select material the excavated materials shall be immediately placed back into the trench. Specific requirements are:

i. Backfill requirements for road crossings, parking lots, driveways, and sidewalks shall be in accordance with Technical Specifications

ii. Backfill requirements for unimproved areas (pastures, wooded areas) shall consist of placement and shaping of the soil in such a manner as to allow maximum natural consolidation. No compaction of the general backfill in the unimproved areas will be required, except that caused by conventional shaping equipment.

iii. No debris shall be used as backfill which has a volume in excess of one-half of one cubic foot or weight excess of 75 pounds.

h. Sheeting Removal: Wooden sheeting or other thick sheeting or shoring members which have been driven or otherwise placed along the trench walls to an elevation below the spring line of the pipe shall be cut off at the spring line or higher and left in place.

i. Grading and Grassing: Final grading and grassing shall be in accordance with Technical Specifications.

j. PIPE HANDLING AND STORAGE: Pipe shall be handled, staked, and stored in accordance with manufacturer's printed literature. The Contractor shall provide security as required to prevent damage by vandals. PVC pipe shall be shaded from sunlight for extended lengths of time. Pipe damaged during storage and handling shall be rejected.

k. PIPE LAYING:

i. Each pipe shall be laid true to line and grade and in such manner as to form a close concentric joint with the adjoining pipe and to prevent sudden offsets of the flow line. As the work progresses, the interior of the water shall be cleared of all dirt and superfluous materials of every description. Where cleaning after laying is difficult because of small pipe size, a suitable swab or drag shall be kept in the pipe and pulled forward past each joint immediately after the jointing has been completed. Trenches shall be kept free of water and pipe shall not be laid when the condition of the trench or the weather is unsuitable for such work. At times when work is not in progress, open ends of pipe and fittings shall be securely and satisfactorily closed so that no trench water, earth, or other substance will enter the pipe or fittings.

ii. The water main shall maintain a minimum of 30 inches of cover at all times.

iii. Pipe laying shall be performed in such a manner that no foreign material enters the pipe. The Engineer may require that before lowering pipe, heavy canvas bags be placed over each end, and left in place until joints are ready to

be made. If water is in the trench, the seals shall remain in place until the trench is pumped completely dry. If conditions are unsuitable, no pipe shall be laid until satisfactory laying conditions are obtained in accordance with the above specified requirements.

l. PIPE JOINTING: Piping shall be jointed in accordance with the manufacturer's printed recommendations. Gaskets shall be firmly set within the bells and grooves as required. The manufacturer's recommended lubricant or an approved equal shall be applied for slip type joints.

i. Ductile Iron Pipe Joint Construction: The installation and jointing of ductile iron pipe shall generally conform to the applicable provisions of AWWA Standard Specifications C-600 for pipe laying.

ii. Where mechanical joint pipe is used, the surfaces which come in contact with the gasket shall be thoroughly brushed with a wire brush just prior to assembly. The gasket should be brushed with soapy water prior to installation to remove loose dirt and to lubricate gasket as it is forced into its retaining space.

iii. When tightening bolts, it is essential that the gland be brought up toward the pipe flange evenly. The bolts should be partially tightened; the bottom bolt first, then the top; next the bolts on either side; and last , the remaining bolts. Overstressing of bolts to compensate for poor installation will not be permitted. Bolt torque shall be in accordance with manufacturer's specifications.

iv. All joints of whatever type shall be completely water tight after being subjected to the required tests.

m. BORINGS: Borings shall be accomplished in accordance with Mississippi State Highway Department Standards. The contractor shall provide all necessary sheeting, bracing, cribbing, supports and appurtenances to insure the proper line and grade throughout the entire length of the crossing.

i. Casing Pipe: Casing Pipe shall be installed as indicated on the Contract Drawings. Joints shall be completely welded to provide structural integrity and shall be watertight.

ii. Carrier Pipe: Carrier pipe may be any of the allowed options of piping. However, the piping and joints shall be capable of withstanding the stress exerted by pushing the pipe within the casing.

iii. Carrier Pipe Supports: Supports for the carrier pipe shall be as recommended by the manufacturer for such installation. Supports shall be spaced to

adequately support the piping under all conditions.

iv. Casing Seal: The annulus between the casing and carrier pipe shall be sealed at each end by installing WMSON Type U end seals, as manufactured by T.D. Williamson, Inc. Tulsa, Oklahoma, or equal, in accordance with the instructions of the manufacturer of the seals.

6. SEPARATION of WATER and SEWER MAINS: The water and sewer specifications should state that the water line be constructed no less than 10 feet horizontally and 18" vertically with water line over sewer line. If those conditions cannot be met then they will be decided on a case by case basis.

7. TESTING

a. Ductile Iron Pipe:

i. Field Inspection: The Engineer shall perform visual inspection of the material prior to placement by the Contractor. The Engineer may make non-destructive tests to determine the soundness of the pipe. The Contractor shall assist the Engineer in handling and moving the pipe as required.

ii. Material Test: Material test shall be conducted during the manufacturing process and the results shall be included as part of the submittals. No other material test shall be required.

b. Steel Casing Pipe: Material test shall be included as part of the submittal. No other material test shall be required.

c. Compaction Tests:

i. Compaction tests shall be performed in accordance with AASHTO T 191 or ASTM D 2922. Maximum compaction shall be determined in accordance with AASHTO T 99.

ii. Compaction tests for water pipe related work shall not be less than as follows:

NUMBER of COMPACTION TESTS AASHTO T-99, AASHTO T-191, or ASTM D 2922		
Stabilization Material	1	Oner per 100 C.Y.
Bedding Material	2	One per 600 L.F.
Tampered Backfill	2	One per 600 L.F.

d. Hydrostatic Testing:

i. After the pipe has been laid, all newly laid pipe or any valved section thereof shall be subjected to a hydrostatic pressure of at least 1.5 times the working pressure at the point of testing and not less than 1.25 times the working pressure along the test section, for a minimum of 2 hours.

ii. And all test shall be in accordance with AWWA Standard C600-82, Section 4.

iii. Allowable leakage shall be no more than that determined by the following formula:

$$L = \frac{SD\sqrt{P}}{133,200}$$

iv. In which L is the allowable leakage in gallons per hour; S is the length of pipe tested in feet; D is the nominal diameter of the pipe, in inches; and P is the average test pressure during the leakage test in pounds per square inch.

v. These tests are to be made a the Contractor's expense and he is to provide all necessary fittings, equipment, appliances and any other necessary items to conduct the tests in a manner satisfactory to the ENGINEER. All costs incidental to conducting these tests are to be included in the prices bid for the various items of construction as no separate or extra compensation is to be allowed therefore. Record of testing is to be furnished to the OWNER.

8. CLEANING AND STERILIZING:

a. Before each section of work is placed in service, it shall be thoroughly flushed to remove any dirt or other foreign material from inside the lines; and the inside of the lines shall be sterilized by pumping into and though them as solution of chlorine of 50mg/l for 24 hours in such manner as to meet the requirements of the State Board of Health.

b. At least two (2) samples of chlorine free water, taken from each section shall be submitted to the State Board of Health for examination to determine if the system is free from organisms of the Coli-Aerogenes group. If such samples are not negative from organisms of the Coli-Aerogenes group, the system shall be disinfected and redisinfected in a manner meeting the requirements of the State Board of Health, until the system is freed of contamination.

c. All water mains will be flushed, chlorinated and rechlorinated until two (2)

consecutive negative water samples are obtained by the Local Health Department. The samples shall be collected by the Certified Operator of the system or the Professional Engineer of the project.

d. The CONTRACTOR shall be responsible for the conduct of all of the above defined activities, and any and all costs incident thereto shall be included in the prices bid for the various items of construction as no separate or extra compensation is to be allowed therefore.

9. WATER SERVICE

a. Service pipe shall be ¾" Polyethylene Plastic tubing meeting the following specifications:

1. 200 PSI and complying with AWWA standards when tested by methods ASTM 1599, copper tube size (O.D.) farmable for use with standard heavy duty waterworks brass flare fittings.

2. Tubing shall comply with the standards and bear the seal of the National Sanitary Foundation.

3. All connections and fittings shall be Ford brand.

10. TRACER WIRE

a. Materials

1. General

i. All trace wire and trace wire products shall be domestically manufactured in the U.S.A.

ii. All trace wire shall have HDPE insulation intended for direct bury, color coated per APWA standard for the specific utility being marked, green for Sewer.

2. Trace wire

   i. Open Trench - Trace wire shall be #12 AWG Copper Clad Steel, High Strength with minimum 450 lb. break load, with minimum 30 mil HDPE insulation thickness.

   ii. Directional Drilling/Boring - Trace wire shall be #12 AWG Copper Clad Steel, Extra High Strength with minimum 1,150 lb. break load, with minimum 30 mil HDPE insulation thickness.

   iii. Pipe Bursting/Slip Lining - Trace wire shall be 7 x 7 Stranded Copper Clad Steel, Extreme Strength with 4,700 lb. break load, with minimum 50 mil HDPE insulation thickness.

3. Connectors

i. All mainline trace wires must be interconnected in intersections, at mainline tees and mainline crosses. At tees, the three wires shall be joined using a single 3-way lockable connector. At Crosses, the four wires shall be joined using a 4-way connector. Use of two 3-way connectors with a short jumper wire between them is an acceptable alternative.

ii. Direct bury wire connectors – shall include 3-way lockable connectors and mainline to lateral lug connectors specifically manufactured for use in underground trace wire installation. Connectors shall be dielectric silicon filled to seal out moisture and corrosion, and shall be installed in a manner so as to prevent any uninsulated wire exposure.

iii. Non locking friction fit, twist on or taped connectors are prohibited.

4. Termination/Access

i. All trace wire termination points must utilize an approved trace wire access box (above ground access box or grade level/in-ground access box as applicable), specifically manufactured for this purpose.

ii. All grade level/in-ground access boxes shall be appropriately identified with "water" cast into the cap and be color coded.

iii. A minimum of 2 ft. of excess/slack wire is required in all trace wire access boxes after meeting final elevation.

iv. All trace wire access boxes must include a manually interruptible conductive/connective link between the terminal(s) for the trace wire connection and the terminal for the grounding anode wire connection.

v. Grounding anode wire shall be connected to the identified (or bottom) terminal on all access boxes.

vi. Service Laterals - Trace wire must terminate at an approved grade level/inground trace wire access box, located at the edge of the road right-of-way, and out of the roadway.

vii. Hydrants – Trace wire must terminate at an approved above-ground trace wire access box, properly affixed to the hydrant grade flange. (affixing with tape or plastic ties shall not be acceptable)

viii. Long-runs, in excess of 500 linear feet without service laterals or hydrants - Trace wire access must be provided utilizing an approved grade level/in-ground trace wire access box, located at the edge of the road right-of-way, and out of the roadway. The grade level/in-ground trace wire access box shall be delineated using a minimum 48" polyethylene marker post, color coded per APWA standard for the specific utility being marked.

5. Grounding

i. Trace wire must be properly grounded at all dead ends/stubs

ii. Grounding of trace wire shall be achieved by use of a drive-in magnesium grounding anode rod with a minimum of 20ft of #12 red HDPE insulated copper clad steel wire connected to anode (minimum 1.5 lb.) specifically manufactured for this purpose, and buried at the same elevation as the utility.

iii. When grounding the trace wire at dead ends/stubs, the grounding anode shall be installed in a direction 180 degrees opposite of the trace wire, at the maximum possible distance.

iv. When grounding the trace wire in areas where the trace wire is continuous and neither the mainline trace wire or the grounding anode wire will be terminated at/above grade, install grounding anode directly beneath and in-line with the trace wire. Do not coil excess wire from grounding anode. In this installation method, the grounding anode wire shall be trimmed to an appropriate length before connecting to trace wire with a mainline to lateral lug connector.

v. Where the anode wire will be connected to a trace wire access box, a minimum of 2 ft. of excess/slack wire is required after meeting final elevation.

b. <u>Installation</u>

1. General

i. Trace wire installation shall be performed in such a manner that allows proper access for connection of line tracing equipment, proper locating of wire without loss or deterioration of low frequency (512Hz) signal for distances in excess of 1,000 linear feet, and without distortion of signal caused by multiple wires being installed in close proximity to one another.

ii. Trace wire systems must be installed as a single continuous wire, except where using approved connectors. No looping or coiling of wire is allowed.

iii. Any damage occurring during installation of the trace wire must be immediately repaired by removing the damaged wire, and installing a new section of wire with approved connectors. Taping and/or spray coating shall not be allowed.

iv. Trace wire shall be installed at the bottom half of the pipe and secured (taped/tied) at 5' intervals.

v. Trace wire must be properly grounded as specified.

vi. Trace wire on all service laterals/stubs must terminate at an approved trace wire access box located directly above the utility, at the edge of the road right-of-way, but out of the roadway. (See Trace wire Termination/Access)

vii. At all mainline dead-ends, trace wire shall go to ground using an approved connection to a drive-in magnesium grounding anode rod, buried at the same depth as the trace wire. (See Grounding)

viii. Mainline trace wire shall not be connected to existing conductive pipes. Treat as a mainline deadend, ground using an approved waterproof connection to a grounding anode buried at the same depth as the trace wire.

ix. All service lateral trace wires shall be a single wire, connected to the mainline trace wire using a mainline to lateral lug connector, installed without cutting/splicing the mainline trace wire.

x. In occurrences where an existing trace wire is encountered on an existing utility that is being extended or tied into, the new trace wire and existing trace wire shall be connected using approved splice connectors, and shall be properly grounded at the splice location as specified.

2. Water System

i. A mainline trace wire must be installed, with all service lateral trace wires properly connected to the mainline trace wire, to ensure full tracing/locating capabilities from a single connection point.

ii. Lay mainline trace wire continuously, by-passing around the outside of valves and fittings on the North or East side.

iii. Trace wire on all water service laterals must terminate at an approved trace wire access box color coded blue and located directly above the service lateral at the edge of road right of way.

iv. Above-ground tracer wire access boxes will be installed on all fire hydrants.

v. All conductive and non-conductive service lines shall include tracer wire.

c. Prohibited Products and Methods

1. The following products and methods shall not be allowed or acceptable

   i. Uninsulated trace wire

   ii. Trace wire insulations other than HDPE

   iii. Trace wires not domestically manufactured

   iv. Non locking, friction fit, twist on or taped connectors

   v. Brass or copper ground rods

   vi. Wire connections utilizing taping or spray-on waterproofing

   vii. Looped wire or continuous wire installations, that has multiple wires laid side-by-side or in close proximity to one another

   viii. Trace wire wrapped around the corresponding utility

   ix. Brass fittings with trace wire connection lugs

   x. Wire terminations within the roadway, i.e. in valve boxes, cleanouts, manholes, etc.

   xi. Connecting trace wire to existing conductive utilities

d. Testing

1. All new trace wire installations shall be located using typical low frequency (512Hz) line tracing equipment, witnessed by the contractor, engineer and facility owner as applicable, prior to acceptance of ownership.

2. This verification shall be performed upon completion of rough grading and again prior to final acceptance of the project.

3. Continuity testing in lieu of actual line tracing shall not be accepted.

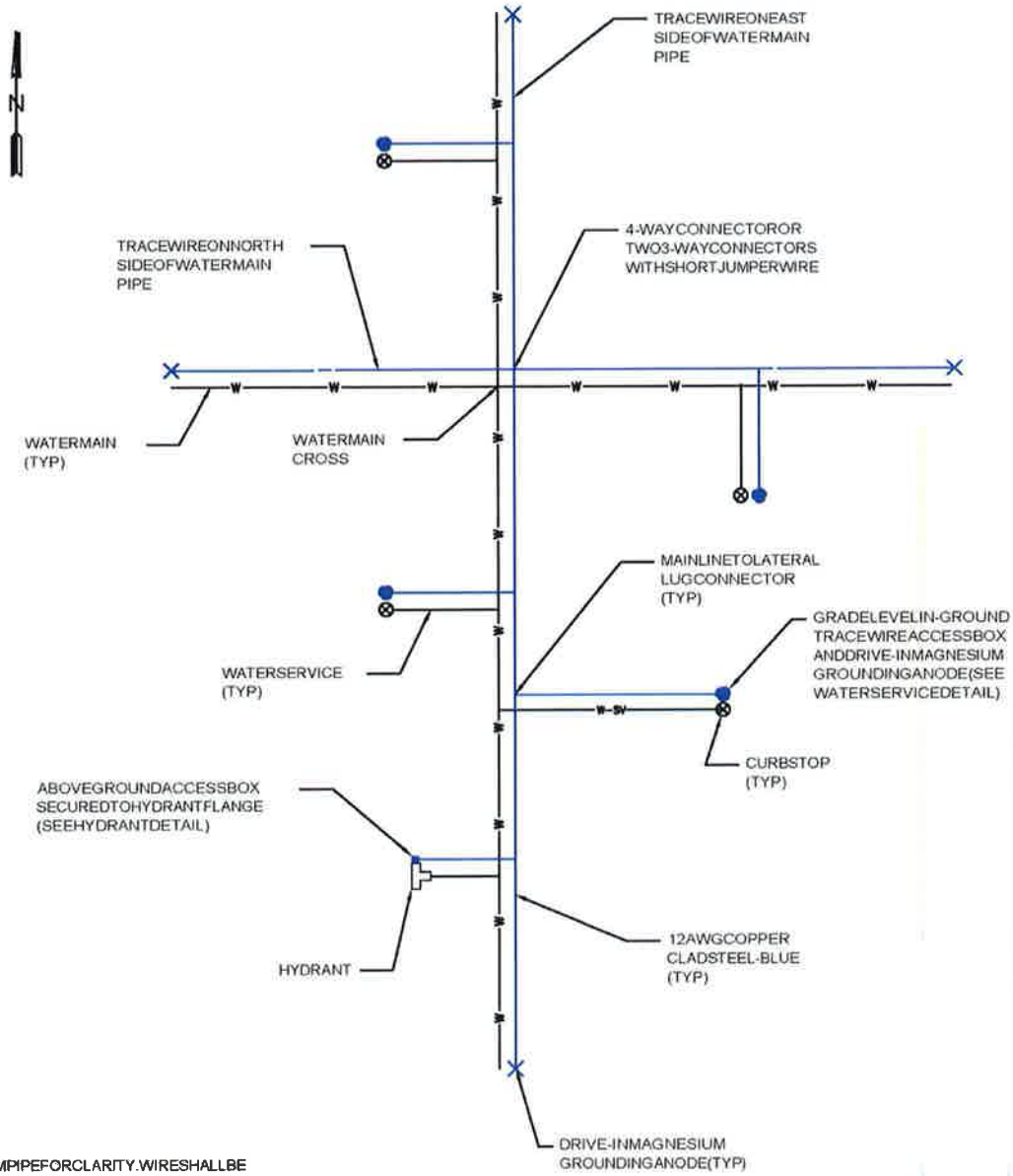

NOTES:

1. WIRESHOWNAWAYFROMPIPEFORCLARITY.WIRESHALLBE INSTALLEDONTHEBOTTOMSIDEOFTHEPIPEBELOWTHE SPRINGLINE.THEWIRESHALLBEFASTENEDTOTHEPIPE WITHTAPEORPLASTICTIESAT5'INTERVALS.

TRACEWIREPLAN(WATER)

NOSCALE

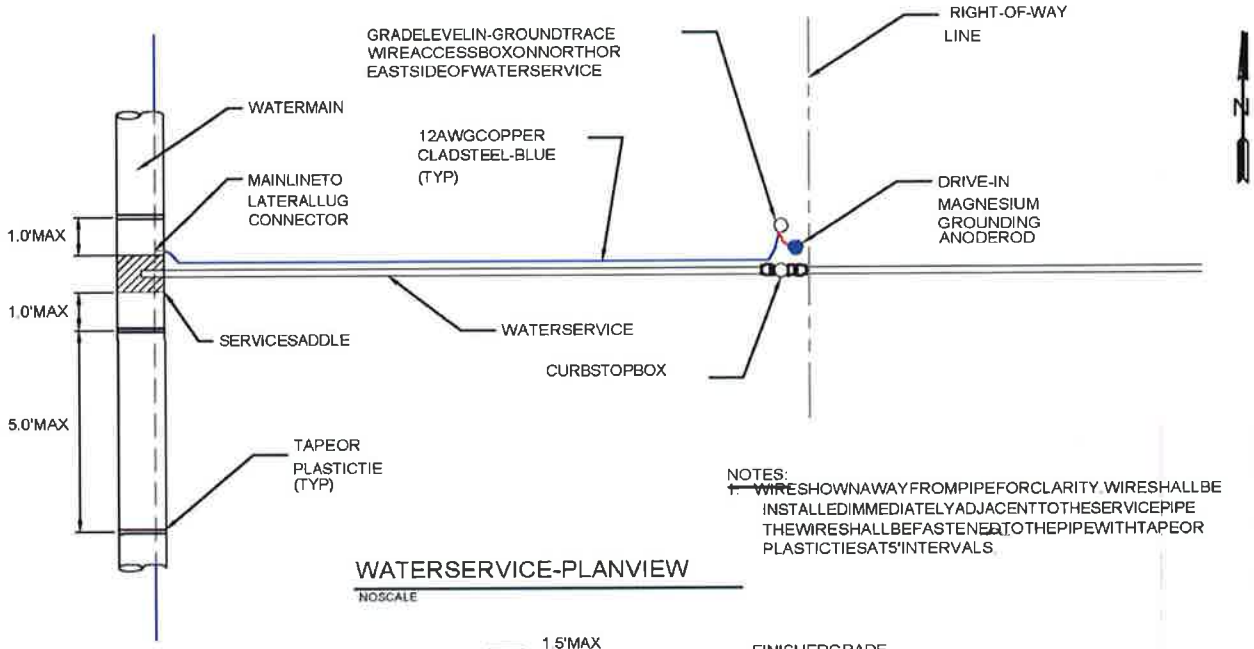

NOTES:
1. WIRESHOWNAWAYFROMPIPEFORCLARITY.WIRESHALLBE INSTALLEDIMMEDIATELYADJACENTTOTHESERVICEPIPE THEWIRESHALLBEFASTENEDTOTHEPIPEWITHTAPEOR PLASTICTIESAT5'INTERVALS.

WATERSERVICE-PLANVIEW

NOSCALE

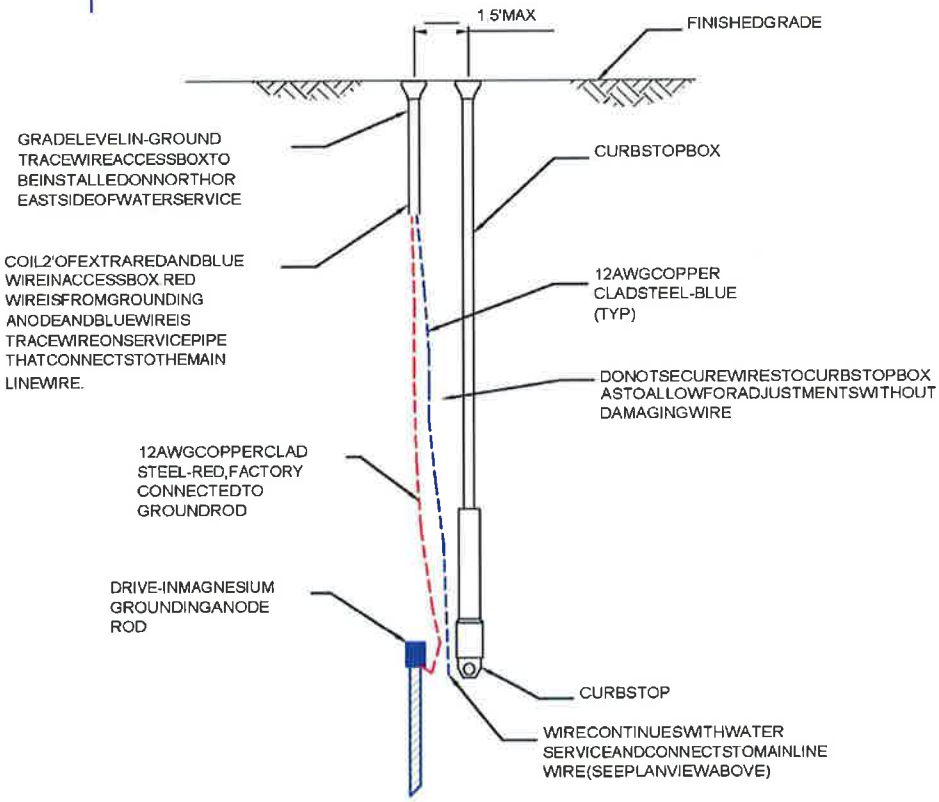

WATERSERVICE-SECTIONVIEW

NOSCALE

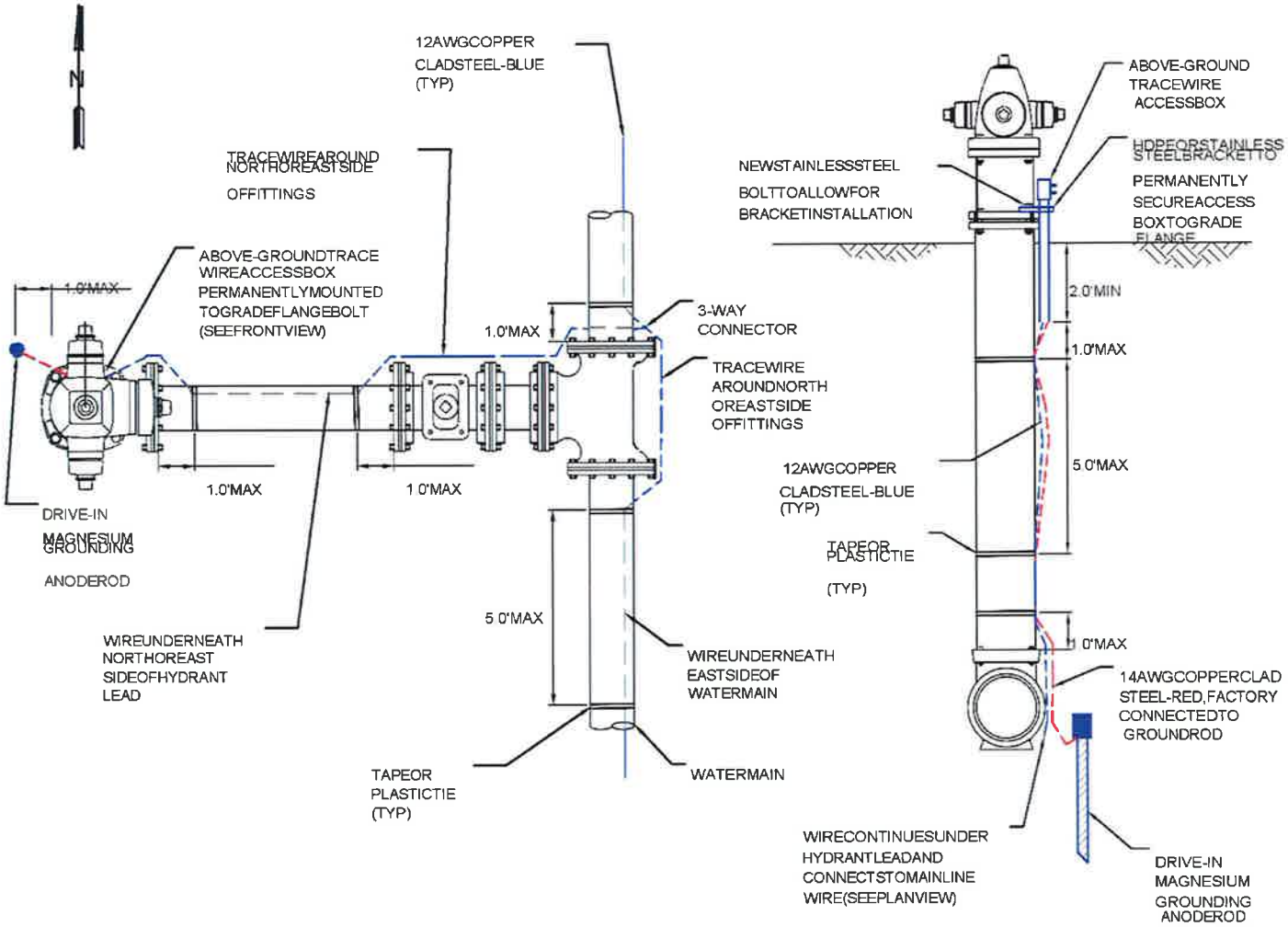

HYDRANT-PLANVIEW
NOSCALE

HYDRANT-SECTIONVIEW
NOSCALE

SPECIFICATIONS AND CONTRACT DOCUMENTS

FOR

COMPREHENSIVE SEWER IMPROVEMENTS
PHASE V
DOGWOOD DRIVE, RICHBURG ROAD, CORRINE STREET, EMERALD LANE, DUKE AVENUE, PECAN GROVE DRIVE, MEADOWBROOK DRIVE, SPRINGHILL DRIVE, OAK FORREST DRIVE, RHODES DRIVE AND, J. ED TURNER DRIVE

FOR THE

CITY OF HATTIESBURG
FORREST & LAMAR COUNTIES
MISSISSIPPI

JANUARY 2017

sdw Engineering Progress

KYLE D. WAITS
ENGINEER
12693
2-8-17
STATE OF MISSISSIPPI

PREPARED BY:

SHOWS, DEARMAN & WAITS, INC.
CONSULTING ENGINEERS
301 SECOND AVENUE
HATTIESBURG, MISSISSIPPI
(601) 544-1821

ADDENDUM No. 4
to the
CONTRACT DOCUMENTS and SPECIFICATIONS
for the
COMPREHENSIVE SEWER IMPROVEMENTS
PHASE V

CITY of HATTIESBURG

The following attached modifications are to be made to the specifications and contract documents for the above captioned project:

CHANGE No. 1 - The project shall be modified to eliminate Site No. 4 and Site No. 5. The enclosed proposal shall replace the proposal included in the specifications.

CHANGE No. 2 - All ductile iron fittings and pipe shall be lined with Protecto 401

CHANGE No. 3 - P-trap between lift station and valve pit shall be constructed with schedule 40 PVC pipe and fittings.

CHANGE No. 4 - All disturbed areas located at the lift station site shall be seeded and fertilized per the plans and specifications. Also, an Excelsior blanket shall be installed on these areas.

Excelsior Blanket
Technical Specifications

Recommended Slope: 3:1
Recommended Flow: 6 fps (2.1 m/s)
Netting: Photodegradable Polypropylene Plastic
Matrix: 100% Excelsior Wood Fiber, 0.73 lbs/yd2

SHOWS, DEARMAN & WAITS, INC.

by:

Kyle Wallace, P.E.

Dated this 12 day of May, 2017.

CITY OF HATTIESBURG

by:

Kermas Eaton, City Clerk

The receipt of this Addendum shall be indicated by signature on the line below.
A signed copy of the Addendum shall accompany the Bid Proposal.

Contractor: C.B. DEVELOPERS, INC.

Signature:

Title: Project Manager

Proposal			
Comprehensive Sewer Improvements - Phase V			
City of Hattiesburg			
	Site 1: Dogwood Drive Area	Subtotal	537,754.81
	Site 2-3: Corrine Street, Emerald Lane & Duke Avenue	Subtotal	539,485.69
		Total:	1,077,240.50

The City of Hattiesburg reserves the right to award any site or combination of sites. No site will be considered as a base bid. Contractors should price each site as independent of other sites. The contract shall include tracer wire system as outlined in the specifications for all gravity, force main and sewer services. Cost shall be included in the project.

Site No. 2-3 shall be completed prior to Site No. 1 (if both sites are awarded)

Proposal

Site 1 - Dogwood Drive Area

Item	Description	Unit	Quantity	Unit Price	Extension
	Sewer Pipe Items				
1	4" 160 PSI PVC Sanitary Sewer Force Main (All Depths)	Lin. Ft.	1,000	7.84	7840.00
2	8" SDR 26 PVC Sewer Pipe (0'-6')	Lin. Ft.	1,098	24.16	26527.68
3	8" SDR 26 PVC Sewer Pipe (6'-8')	Lin. Ft.	601	26.56	15962.56
4	8" SDR 26 PVC Sewer Pipe (8'-10')	Lin. Ft.	123	38.55	4741.65
5	8" SDR 26 PVC Sewer Pipe (10'-12')	Lin. Ft.	101	43.34	4377.34
6	8" SDR 26 PVC Sewer Pipe (12'-14')	Lin. Ft.	135	48.14	6498.90
7	Air Release and Vacuum Valve Assembly (Including Precast Concrete Manhole)	Each	1	4189.24	4189.24
	Manhole Items				
8	48" Precast Concrete Sewer Manhole (0'-6')	Each	3	2689.82	8069.46
9	48" Precast Concrete Sewer Manhole (6'-8')	Each	8	3176.78	25414.24
10	48" Precast Concrete Sewer Manhole (8'-10')	Each	1	3658.87	3658.87
11	48" Precast Concrete Sewer Manhole (10'-12')	Each	1	4190.30 ML	4190.30 ML
12	48" Precast Concrete Sewer Manhole (12'-14')	Each	1	4382.73	4382.73
	Sewer Service Items				
13	6" SDR 26 PVC Sewer Pipe for Services (All Depths)	Lin. Ft.	942	10.60	9985.20
14	8"x8"x6" PVC Tee	Each	8	323.75	2590.00
15	6" PVC Cleanout	Each	8	359.74	2877.92

	Lift Station Items				
16	Lift Station Incl Clearing and Grubbing, Borrow Material, Crushed Aggregate, Concrete Wet Well , Pumps, Electrical, Disconnect, Valve Pit, Guages, Service Pole, Meter Box, Lifting Chain or Cable, Gude Rail Assembly, Chain Link Fencing, Etc.	LS	1	207,236.80	207,236.80
	Miscellaneous Construction Items				
17	Abandonment of Septic Tanks	Each	7	359.68	2517.76
18	Drop Manhole Assembly (All Depths)	Each	3	869.23	2607.69
19	Water Service Repair (Including Service Tubing, Fittings, Corp Stop, Curb Stop, Tapping Saddle, Etc)	Each	4	599.95	2399.80
20	Crushed Aggregate (Size 825)	Ton	612	44.96	27515.52
21	Select Fill Material (Class 9, Group C), LVM	Cu. Yd.	2,495	10.79	26921.05
22	Hot Mix Asphalt, ST, 9.5mm	Tons	208	167.85	34912.80
23	Concrete Pavement Repair (All Depths)	Sq. Yd.	57	59.95	3417.15
24	Removal of Cross Drains (All Types and Sizes)	Lin. Ft.	16	11.99	191.84
25	30" Reinforced Concrete Pipe, Class III, Rubber Gaskets	Lin. Ft.	16	95.92	1534.72
26	Class "B" Concrete, Minor Structures	Cu. Yd.	5	2353.82	11769.10
27	Grassing	Lump Sum	1	3896.56	3896.56
28	Erosion Control	Lump Sum	1	6594.17	6594.17
29	Mobilization	Lump Sum	1	44960.26	44960.26
30	Maintenance of Traffic	Lump Sum	1	29973.50	29973.50
				Subtotal (Site 1):	537,754.81

Proposal

Site 2-3 - Corrine Street, Emerald Lane & Duke Avenue

Item	Description	Unit	Quantity	Unit Price	Extension
	Sewer Pipe Items				
1	8" SDR 26 PVC Sewer Pipe (6'-8')	Lin. Ft.	243	24.46	5943.78
2	8" SDR 26 PVC Sewer Pipe (8'-10')	Lin. Ft.	635	26.56	16865.60
3	8" SDR 26 PVC Sewer Pipe (10'-12')	Lin. Ft.	125	28.95	3618.75
4	8" SDR 26 PVC Sewer Pipe (12'-14')	Lin. Ft.	137	31.35	4294.95
5	8" SDR 26 PVC Sewer Pipe (14'-16')	Lin. Ft.	102	36.15	3687.30
6	8" SDR 26 PVC Sewer Pipe (16'-18')	Lin. Ft.	187	40.94	7655.78
7	8" SDR 11 HDPE Sewer Service Bore	Lin. Ft.	275	59.47	16354.25
8	15" SDR 26 PVC Sewer Pipe (6'-8')	Lin. Ft.	733	38.50	28220.50
9	15" SDR 26 PVC Sewer Pipe (8'-10')	Lin. Ft.	336	43.29	14545.44
10	15" SDR 26 PVC Sewer Pipe (10'-12')	Lin. Ft.	225	48.09	10820.25
11	24" Steel Casing (Bored)	Lin. Ft.	60	213.46	12807.60
	Manhole Items				
12	48" Precast Concrete Sewer Manhole (8'-10')	Each	3	3179.29	9537.87
13	48" Precast Concrete Sewer Manhole (12'-14')	Each	1	3663.36	3663.36
14	48" Precast Concrete Sewer Manhole (14'-16')	Each	1	4675.87	4675.87
15	60" Precast Concrete Sewer Manhole (6'-8')	Each	3	4615.92	13847.76
16	60" Precast Concrete Sewer Manhole (10'-12')	Each	2	4991.79	9983.58
17	Drop Manhole Assembly (All Depths)	Each	3	869.23	2607.69
18	Demolition and Removal of Existing Sewer Manhole	Each	8	1498.68	11989.44
	Sewer Service Items				
19	6" SDR 26 PVC Sewer Pipe for Services (All Depths)	Lin. Ft.	270	10.56	2851.20
20	8"x8"x6" PVC Tee	Each	3	323.75	971.25
21	Service Connection (Insert a Tee)	Each	6	585.08	3510.48
22	6" PVC Cleanout	Each	9	370.47	3334.23

	Miscellaneous Construction Items				
23	Water Service Repair (Including Service Tubing, Fittings, Corp Stop, Curb Stop, Tapping Saddle, Etc)	Each	8	669.01	5352.08
24	Crushed Aggregate (Size 825)	Ton	1,387	44.96	62359.52
25	Select Fill Material (Class 9, Group C), LVM	Cu. Yd.	8,090	11.39	92145.10
26	Hot Mix Asphalt, ST, 9.5mm	Tons	530	167.85	88960.50
27	Concrete Pavement Repair (All Depths)	Sq. Yd.	25	59.95	1498.75
28	Removal of Cross Drains (All Types and Sizes)	Lin. Ft.	180	11.99	2158.20
29	12" Reinforced Concrete Pipe, Class III, Rubber Gaskets	Lin. Ft.	24	39.57	949.68
30	18" Reinforced Concrete Pipe, Class III, Rubber Gaskets	Lin. Ft.	64	43.16	2762.24
31	21" Reinforced Concrete Pipe, Class III, Rubber Gaskets	Lin. Ft.	40	52.75	2110.00
32	24" Reinforced Concrete Pipe, Class III, Rubber Gaskets	Lin. Ft.	48	70.74	3395.52
33	Class "B" Concrete, Minor Structures	Cu. Yd.	1	2381.10	2381.10
34	Grassing	Lump Sum	1	3896.56	3896.56
35	Erosion Control	Lump Sum	1	7793.11	7793.11
36	Mobilization	Lump Sum	1	41962.90	41962.90
37	Maintenance of Traffic	Lump Sum	1	29973.50	29973.50
				Subtotal (Site 2-3):	539,485.69

ADDENDUM No. 3
to the
CONTRACT DOCUMENTS and SPECIFICATIONS
for the
COMPREHENSIVE SEWER IMPROVEMENTS
PHASE V

CITY of HATTIESBURG

The following attached modifications are to be made to the specifications and contract documents for the above captioned project:

CHANGE No. 1 - The bid date of the project is changed to May 18, 2017. Bid time, location, etc shall remain unchanged.

SHOWS, DEARMAN & WAITS, INC.

by: _____
Kyle Wallace, P.E.

Dated this 8th day of May, 2017.

CITY OF HATTIESBURG

by: _____
Kermas Eaton, City Clerk

The receipt of this Addendum shall be indicated by signature on the line below.
A signed copy of the Addendum shall accompany the Bid Proposal.

Contractor: C. B. DEVELOPERS, INC.

Signature: _____

Title: Project Manager

ADDENDUM No. 2
to the
CONTRACT DOCUMENTS and SPECIFICATIONS
for the
COMPREHENSIVE SEWER IMPROVEMENTS
PHASE V

CITY of HATTIESBURG

The following attached modifications are to be made to the specifications and contract documents for the above captioned project:

CHANGE No. 1 - The bid date of the project is changed to May 11, 2017. Bid time, location, etc shall remain unchanged.

SHOWS, DEARMAN & WAITS, INC.

by: _____
Kyle Wallace, P.E.

Dated this 1st day of May, 2017.

CITY OF HATTIESBURG

by: _____
Kermas Eaton, City Clerk

The receipt of this Addendum shall be indicated by signature on the line below.
A signed copy of the Addendum shall accompany the Bid Proposal.

Contractor: C.B. DEVELOPERS, INC.

Signature: _____

Title: Project Manager

ADDENDUM No. 1
to the
CONTRACT DOCUMENTS and SPECIFICATIONS
for the
COMPREHENSIVE SEWER IMPROVEMENTS
PHASE V

CITY of HATTIESBURG

The following attached modifications are to be made to the specifications and contract documents for the above captioned project:

CHANGE No. 1 - The bid date of the project is changed to May 4, 2017. Bid time, location, etc shall remain unchanged.

SHOWS, DEARMAN & WAITS, INC.

by: _____
Kyle Wallace, P.E.

Dated this 30th day of March, 2017.

CITY OF HATTIESBURG

by: _____
Kermas Eaton, City Clerk

The receipt of this Addendum shall be indicated by signature on the line below.
A signed copy of the Addendum shall accompany the Bid Proposal.

Contractor: C. B. DEVELOPERS, INC.

Signature: _____

Title: Project Manager

SPECIFICATIONS AND CONTRACT DOCUMENTS

FOR

COMPREHENSIVE SEWER IMPROVEMENTS
PHASE V
DOGWOOD DRIVE, RICHBURG ROAD, CORRINE STREET, EMERALD LANE, DUKE AVENUE, PECAN GROVE DRIVE, MEADOWBROOK DRIVE, SPRINGHILL DRIVE, OAK FORREST DRIVE, RHODES DRIVE AND, J. ED TURNER DRIVE

FOR THE

CITY OF HATTIESBURG
FORREST & LAMAR COUNTIES
MISSISSIPPI

JANUARY 2017

Engineering Progress

PREPARED BY:

SHOWS, DEARMAN & WAITS, INC.
CONSULTING ENGINEERS
301 SECOND AVENUE
HATTIESBURG, MISSISSIPPI
(601) 544-1821

INDEX

ADVERTISEMENT FOR BIDS	1
INFORMATION FOR BIDDERS	2 - 4
PROPOSAL FORM	5
PROPOSAL	6 - 14
BID BOND	15 – 16
CONTRACT AGREEMENT	17- 19
PAYMENT & PERFORMANCE BOND	20- 21
NOTICE OF AWARD	22
NOTICE TO PROCEED	23
GENERAL CONDITIONS	GC-1 - GC-36
MEASUREMENT AND PAYMENT	MP-1 - MP-4
TECHNICAL SPECIFICATIONS	TS-1- TS-114

Sanitary Sewerage Systems
Standard Specifications for Lining Ductile Iron Pipe for Sewer Service Manholes
Restoration of Roads, Driveways, Fences, Lawns & Other Grassed Areas
Concrete
Seeding and Sodding
Specification for Connection to Mainline Pipe (Insert-A-Tee)
Sewage Pumping Station
Dogwood Drive Pump Station
Grouted Riprap
Water Systems

ADVERTISEMENT FOR BIDS:

NOTICE is hereby given that the City Clerk of the City of Hattiesburg, Mississippi, will receive sealed bids until **10:00 a.m.** on **April 6, 2017** in the City Clerk's Office in the City Hall of said City for furnishing the City's requirements for the following:

COMPREHENSIVE SEWER IMPROVEMENTS
PHASE V
HATTIESBURG, MISSISSIPPI

Plans, Specifications and proposal forms may be obtained from Shows, Dearman & Waits, Inc., P. O. Box 1711, 301 Second Avenue, Hattiesburg, Mississippi, 39403, upon deposit of $150.00, non-refundable. All bids must be accompanied by bid security equal to 5% of the amount of the bid, in the form of a certified check, cashier's check or a bid bond written by a company properly licensed in Mississippi.

Each BID must be received in a sealed envelope which is marked in the lower left-hand corner EXACTLY as follows:

BID:

COMPREHENSIVE SEWER IMPROVEMENTS
PHASE V
HATTIESBURG, MISSISSIPPI

No bid may be withdrawn for a period of sixty (60) days. The lowest and best proposal received will be accepted, subject to the provisions of Section 31-7-13 of the Mississippi Code of 1972, Annotated and Amended, and other applicable State law; but the Council reserves the right to reject any or all proposals received and to waive informalities.

PUBLISHED by Order of the Council on the 21 day of February A.D., 2017.

CITY OF HATTIESBURG, MISSISSIPPI

BY:_____
Kermas Eaton, City Clerk

Publish on March 2, 2017 and March 9, 2017
City of Hattiesburg
Return PROOF to City Clerk's Office
PO Box 1898
Hattiesburg, MS 39403-1898

INFORMATION FOR BIDDERS

BIDS will be received by CITY OF HATTIESBURG, MISSISSIPPI herein called the "OWNER", at City Hall until **10:00 a.m.** on **April 6, 2017**, and then at said office publicly opened and read aloud.

Each BID must be submitted in sealed envelope, addressed to City of Hattiesburg . Each sealed envelope containing a BID must be plainly marked on the outside as BID for **COMPREHENSIVE SEWER IMPROVEMENTS - PHASE V** and the envelope should bear on the outside the BIDDER'S name, address, and license number if applicable, and the name of the project for which the bid is submitted. If forwarded by mail, the sealed addressed to the Owner at P. O. Box 1898, Hattiesburg, MS 39403

All BIDS must be made on the required BID form. All blank spaces for BID prices must be filled in, in ink or typewritten, and the BID form must be completed and executed when submitted. Only one copy of the BID form is required.

The OWNER may waive any informalities or minor defects or reject any and all BIDS. Any BID may be withdrawn prior to the above scheduled time for the opening of BIDS or authorized postponement thereof. Any BID received after the time and date specified shall not be considered. No BIDDER may withdraw a BID within 60 days after the actual date of the opening thereof. Should there be reasons why the contract cannot be awarded within the specified period, the time may be extended by mutual agreement between the OWNER and the BIDDER.

BIDDERS must satisfy themselves of the accuracy of the estimated quantities in the BID Schedule by examination of the site and a review of the drawings and specifications including ADDENDA. After BIDS have been submitted, the BIDDER shall not assert that there was a misunderstanding concerning the quantities of WORK or of the nature of the WORK to be done.

The OWNER shall provide to BIDDERS prior to BIDDING, all information which is pertinent to, and delineates and describes, the land owned and rights-of-way acquired or to be acquired.

The CONTRACT DOCUMENTS contain the provisions required for the construction of the PROJECT. Information obtained from an officer, agent, or employee of the OWNER or any other person shall not affect the risks or obligations assumed by the CONTRACTOR or relieve him from fulfilling any of the conditions of the contract.

Each BID must be accompanied by a BID BOND payable to the OWNER for five percent (5%) of the total amount of the BID. As soon as the BID prices have been compared, the OWNER will return the BONDS of all except the three lowest responsive, responsible BIDDERS. When the Agreement is executed the BONDS of the two remaining unsuccessful BIDDERS will be returned. The BID BOND of the successful BIDDER will be retained until the PAYMENT BOND and PERFORMANCE BOND have been executed and approved, after which it will be

returned. A certified check may be used in lieu of a BID BOND.

A PERFORMANCE BOND and a PAYMENT BOND, each in the amount of 100 percent (100%) of the CONTRACT PRICE, with a corporate surety approved by the OWNER, will be required for the faithful performance of the contract.

Attorneys-in-fact who sign BID BONDS or PAYMENT BONDS and PERFORMANCE BONDS must file with each BOND a certified and effective dates copy of their Power of Attorney.

The party to whom the contract is awarded will be required to execute the Agreement and obtain the PERFORMANCE BOND and PAYMENT BOND within ten (10) calendar days from the date when NOTICE OF AWARD shall be accompanied by the necessary Agreement and BOND forms. In case of failure of the BIDDER to execute the Agreement, the OWNER may consider the BIDDER in default, in which case the BID BOND accompanying the proposal shall become the property of the OWNER.

The OWNER within ten (10) days of receipt of acceptable PERFORMANCE BOND, PAYMENT BOND and Agreement signed by the party to whom the Agreement was awarded, shall sign the Agreement and return to such party an executed duplicate of the Agreement. Should the OWNER not execute the Agreement within such period, the BIDDER may by WRITTEN NOTICE withdraw the signed Agreement. Such notice of withdrawal shall be effective upon receipt of the notice by the OWNER.

The NOTICE TO PROCEED shall be issued within ten (10) days of the execution of the Agreement by the OWNER. Should there be reasons why the NOTICE TO PROCEED cannot be issued within such period, the time may be extended by mutual agreement between the OWNER and CONTRACTOR. If the NOTICE TO PROCEED has not been issued within the ten (10) day period or within the period mutually agreed upon, the CONTRACTOR may terminate the Agreement without further liability on the part of either party.

The OWNER may make such investigations as deemed necessary to determine the ability of the BIDDER to perform the WORK, and the BIDDER shall furnish to the OWNER all such information and data for this purpose as the OWNER may request. The OWNER reserves the right to reject any BID if the evidence submitted by, or investigation of, such BIDDER fails to satisfy the OWNER that such BIDDER is properly qualified to carry out the obligations of the Agreement and to complete the WORK contemplated therein.

A conditional or qualified BID will not be accepted.

Award will be made to the lowest responsible BIDDER.

All applicable Laws, ordinances, and the rules and regulations of all authorities having jurisdiction over construction of the PROJECT shall apply to the contract throughout.

Each BIDDER is responsible for inspecting the site and for reading and being thoroughly familiar with the CONTRACT DOCUMENTS. The failure or omission of any BIDDER to do any of the foregoing shall in no way relieve any BIDDER from any obligation in respect to his BID.

FURTHER, the BIDDER agrees to abide by the requirements under Executive Order No. 11246, as amended, including specifically the provisions of the equal opportunity clause set forth in the SUPPLEMENTAL GENERAL CONDITIONS.

The low BIDDER shall supply the names and addresses of major material SUPPLIERS and SUBCONTRACTORS when required to do so by the OWNER.

The ENGINEER is SHOWS, DEARMAN & WAITS, INC. The address of the ENGINEER is 301 2nd Avenue, Hattiesburg, Mississippi .

PROPOSAL FORM

I (we) agree to begin work within (10) calendar days after the issuance of Work Order, and to complete the work within 300 calendar days thereafter.

It is understood that the quantities of work listed for unit prices bid are approximate, and are intended to merely indicate the general scope of the various items entering into the complete work. It is further understood and agreed that the Owner may increase or decrease the quantities listed in the Proposal to an extent equivalent to 30% of the bid price (in dollars) and that no change in the unit prices proposed shall be occasioned thereby.

The undersigned further agrees that the unit and lump sum prices quoted include all items of work required or necessary for the accomplishment of the projected work and that these items include all work indicated on the Plans and Specifications for which no specific pay items have been established.

The undersigned understands the City of Hattiesburg to choose any Alternate Bid Package. The Contract shall be awarded to the low bidder in the Alternate selected by the Owner.

The undersigned certifies that the bid prices contained herein have been carefully checked and are submitted as correct and final.

If within thirty (30) days the scheduled closing time for receipt of bids, this Proposal is accepted, the undersigned will execute a formal contract within seven (7) days after official notification thereof, will deliver a surety bond for the faithful performance of this contract, and will complete the work within the time specified from the date of execution of the contract.

Respectfully Submitted,

C.B. Developers
Name of Firm or Bidder

By: [signature]

1716 EVELYN GANDY PARKWAY SUITE 40
ADDRESS HATTIESBURG, MS 39401

Proposal

Comprehensive Sewer Improvements - Phase V

City of Hattiesburg

	Site 1: Dogwood Drive Area	Subtotal	
	Site 2-3: Corrine Street, Emerald Lane & Duke Avenue	Subtotal	
	Site 4: Meadow Brook Drive Area	Subtotal	
	Site 5: J Ed Turner Drive	Subtotal	
		Total:	

The City of Hattiesburg reserves the right to award any site or combination of sites. No site will be considered as a base bid. Contractors should price each site as independent of other sites. The contract shall include tracer wire system as outlined in the specifications for all gravity, force main and sewer services. Cost shall be included in the project.

Proposal

Site 1 - Dogwood Drive Area

Item	Description	Unit	Quantity	Unit Price	Extension
	Sewer Pipe Items				
1	4" 160 PSI PVC Sanitary Sewer Force Main (All Depths)	Lin. Ft.	1,000		
2	8" SDR 26 PVC Sewer Pipe (0'-6')	Lin. Ft.	1,098		
3	8" SDR 26 PVC Sewer Pipe (6'-8')	Lin. Ft.	601		
4	8" SDR 26 PVC Sewer Pipe (8'-10')	Lin. Ft.	123		
5	8" SDR 26 PVC Sewer Pipe (10'-12')	Lin. Ft.	101		
6	8" SDR 26 PVC Sewer Pipe (12'-14')	Lin. Ft.	135		
7	Air Release and Vacuum Valve Assembly (Including Precast Concrete Manhole)	Each	1		
	Manhole Items				
8	48" Precast Concrete Sewer Manhole (0'-6')	Each	3		
9	48" Precast Concrete Sewer Manhole (6'-8')	Each	8		
10	48" Precast Concrete Sewer Manhole (8'-10')	Each	1		
11	48" Precast Concrete Sewer Manhole (10'-12')	Each	1		
12	48" Precast Concrete Sewer Manhole (12'-14')	Each	1		
	Sewer Service Items				
13	6" SDR 26 PVC Sewer Pipe for Services (All Depths)	Lin. Ft.	942		
14	8"x8"x6" PVC Tee	Each	8		
15	6" PVC Cleanout	Each	8		

	Lift Station Items				
16	Lift Station Incl Clearing and Grubbing, Borrow Material, Crushed Aggregate, Concrete Wet Well , Pumps, Electrical, Disconnect, Valve Pit, Guages, Service Pole, Meter Box, Lifting Chain or Cable, Gude Rail Assembly, Chain Link Fencing, Etc.	LS	1		
	Miscellaneous Construction Items				
17	Abandonment of Septic Tanks	Each	7		
18	Drop Manhole Assembly (All Depths)	Each	3		
19	Water Service Repair (Including Service Tubing, Fittings, Corp Stop, Curb Stop, Tapping Saddle, Etc)	Each	4		
20	Crushed Aggregate (Size 825)	Ton	612		
21	Select Fill Material (Class 9, Group C), LVM	Cu. Yd.	2,495		
22	Hot Mix Asphalt, ST, 9.5mm	Tons	208		
23	Concrete Pavement Repair (All Depths)	Sq. Yd.	57		
24	Removal of Cross Drains (All Types and Sizes)	Lin. Ft.	16		
25	30" Reinforced Concrete Pipe, Class III, Rubber Gaskets	Lin. Ft.	16		
26	Class "B" Concrete, Minor Structures	Cu. Yd.	5		
27	Grassing	Lump Sum	1		
28	Erosion Control	Lump Sum	1		
29	Mobilization	Lump Sum	1		
30	Maintenance of Traffic	Lump Sum	1		
		Subtotal (Site 1):			

Proposal

Site 2-3 - Corrine Street, Emerald Lane & Duke Avenue

Item	Description	Unit	Quantity	Unit Price	Extension
	Sewer Pipe Items				
1	8" SDR 26 PVC Sewer Pipe (6'-8')	Lin. Ft.	243		
2	8" SDR 26 PVC Sewer Pipe (8'-10')	Lin. Ft.	635		
3	8" SDR 26 PVC Sewer Pipe (10'-12')	Lin. Ft.	125		
4	8" SDR 26 PVC Sewer Pipe (12'-14')	Lin. Ft.	137		
5	8" SDR 26 PVC Sewer Pipe (14'-16')	Lin. Ft.	102		
6	8" SDR 26 PVC Sewer Pipe (16'-18')	Lin. Ft.	187		
7	8" SDR 11 HDPE Sewer Service Bore	Lin. Ft.	275		
8	15" SDR 26 PVC Sewer Pipe (6'-8')	Lin. Ft.	733		
9	15" SDR 26 PVC Sewer Pipe (8'-10')	Lin. Ft.	336		
10	15" SDR 26 PVC Sewer Pipe (10'-12')	Lin. Ft.	225		
11	24" Steel Casing (Bored)	Lin. Ft.	60		
	Manhole Items				
12	48" Precast Concrete Sewer Manhole (8'-10')	Each	3		
13	48" Precast Concrete Sewer Manhole (12'-14')	Each	1		
14	48" Precast Concrete Sewer Manhole (14'-16')	Each	1		
15	60" Precast Concrete Sewer Manhole (6'-8')	Each	3		
16	60" Precast Concrete Sewer Manhole (10'-12')	Each	2		
17	Drop Manhole Assembly (All Depths)	Each	3		
18	Demolition and Removal of Existing Sewer Manhole	Each	8		
	Sewer Service Items				
19	6" SDR 26 PVC Sewer Pipe for Services (All Depths)	Lin. Ft.	270		
20	8"x8"x6" PVC Tee	Each	3		
21	Service Connection (Insert a Tee)	Each	6		
22	6" PVC Cleanout	Each	9		

	Miscellaneous Construction Items				
23	Water Service Repair (Including Service Tubing, Fittings, Corp Stop, Curb Stop, Tapping Saddle, Etc)	Each	8		
24	Crushed Aggregate (Size 825)	Ton	1,387		
25	Select Fill Material (Class 9, Group C), LVM	Cu. Yd.	8,090		
26	Hot Mix Asphalt, ST, 9.5mm	Tons	530		
27	Concrete Pavement Repair (All Depths)	Sq. Yd.	25		
28	Removal of Cross Drains (All Types and Sizes)	Lin. Ft.	180		
29	12" Reinforced Concrete Pipe, Class III, Rubber Gaskets	Lin. Ft.	24		
30	18" Reinforced Concrete Pipe, Class III, Rubber Gaskets	Lin. Ft.	64		
31	21" Reinforced Concrete Pipe, Class III, Rubber Gaskets	Lin. Ft.	40		
32	24" Reinforced Concrete Pipe, Class III, Rubber Gaskets	Lin. Ft.	48		
33	Class "B" Concrete, Minor Structures	Cu. Yd.	1		
34	Grassing	Lump Sum	1		
35	Erosion Control	Lump Sum	1		
36	Mobilization	Lump Sum	1		
37	Maintenance of Traffic	Lump Sum	1		
		Subtotal (Site 2-3):			

Proposal

Site 4 - Meadow Brook Drive Area

Item	Description	Unit	Quantity	Unit Price	Extension
	Sewer Pipe Items				
1	8" SDR 26 PVC Sewer Pipe (0'-6')	Lin. Ft.	667		
2	8" SDR 26 PVC Sewer Pipe (6'-8')	Lin. Ft.	169		
3	8" SDR 26 PVC Sewer Pipe (8'-10')	Lin. Ft.	82		
4	10" SDR 26 PVC Sewer Pipe (10'-12')	Lin. Ft.	20		
5	12" SDR 26 PVC Sewer Pipe (10'-12')	Lin. Ft.	20		
6	12" SDR 26 PVC Sewer Pipe (12'-14')	Lin. Ft.	40		
7	15" SDR 26 PVC Sewer Pipe (10'-12')	Lin. Ft.	20		
8	18" PSI-115 PVC Sewer Pipe (0'-6')	Lin. Ft.	679		
9	18" PSI-115 PVC Sewer Pipe (6'-8')	Lin. Ft.	173		
10	18" PSI-115 PVC Sewer Pipe (8'-10')	Lin. Ft.	456		
11	18" PSI-115 PVC Sewer Pipe (10'-12')	Lin. Ft.	1,099		
12	18" PSI-115 PVC Sewer Pipe (12'-14')	Lin. Ft.	818		
13	18" PSI-115 PVC Sewer Pipe (14'-16')	Lin. Ft.	418		
14	18" PSI-115 PVC Sewer Pipe (16'-18')	Lin. Ft.	747		
15	18" PSI-115 PVC Sewer Pipe (18'-20')	Lin. Ft.	168		
16	18" PSI-115 PVC Sewer Pipe (20'-22')	Lin. Ft.	481		
17	24" Steel Casing (Open Cut)	Lin. Ft.	100		
18	Removal of Sewer Pipe Through Existing Box Culvert (Incl Patchwork)	Lin. Ft.	30		
	Manhole Items				
19	48" Precast Concrete Sewer Manhole (6'-8')	Each	1		
20	60" Precast Concrete Sewer Manhole (10'-12')	Each	6		
21	60" Precast Concrete Sewer Manhole (12'-14')	Each	2		
22	60" Precast Concrete Sewer Manhole (14'-16')	Each	3		
23	60" Precast Concrete Sewer Manhole (16'-18')	Each	2		
24	60" Precast Concrete Sewer Manhole (20'-22')	Each	2		
25	72" Precast Concrete Sewer Manhole (10'-12')	Each	1		
26	72" Precast Concrete Sewer Manhole (16'-18')	Each	1		
27	Demolition and Removal of Existing Sanitary Manholes (All Types)	Each	16		
28	Drop Manhole Assembly (All Depths)	Each	11		

Proposal

Site 4 - Meadow Brook Drive Area

Item	Description	Unit	Quantity	Unit Price	Extension
	Sewer Service Items				
29	6" SDR 26 PVC Sewer Pipe for Services (All Depths)	Lin. Ft.	1,770		
30	Service Connection (Insert a Tee)	Each	61		
31	6" PVC Cleanout	Each	61		
	Miscellaneous Construction Items				
32	Crushed Aggregate (Size 825)	Ton	1,793		
33	Select Fill Material (Class 9, Group C), LVM	Cu. Yd.	15,440		
34	Concrete Side Walk Repair (All Depths)	Sq. Yd.	43		
35	Concrete Pavement Repair (All Depths)	Sq. Yd.	642		
36	Hot Mix Asphalt, ST, 9.5mm	Tons	876		
37	Grouted Rip Rap, Size 200 w/ Geotextile Fabric	Sq. Yd.	206		
38	Remove and Reset Rip Rap w/ Geotextile Fabric and Grout	Sq. Yd.	20		
39	Removal of Existing Steel Casing	LF	42		
40	Remove and Replace Existing Wood Fence	LF	40		
41	Removal of Existing Side Drains	LF	502		
42	Removal of Cross Drains (All Types and Sizes)	Lin. Ft.	56		
43	10" Corrugated HDPE Pipe	Lin. Ft.	8		
44	12" Corrugated HDPE Pipe	Lin. Ft.	197		
45	18" Corrugated HDPE Pipe	Lin. Ft.	60		
46	12" Reinforced Concrete Pipe, Class III, Rubber Gaskets	Lin. Ft.	56		
47	30" Reinforced Concrete Pipe, Class III, Rubber Gaskets	Lin. Ft.	32		
48	Class "B" Concrete, Minor Structures	Cu. Yd.	5		
49	Clearing and Grubbing	Lump Sum	1		
50	Grassing	Lump Sum	1		
51	Erosion Control	Lump Sum	1		
52	Mobilization	Lump Sum	1		
53	Maintenance of Traffic	Lump Sum	1		
		Subtotal (Site 4):			

Proposal

Site 5 - J Ed Turner Drive

Item	Description	Unit	Quantity	Unit Price	Extension
	Sewer Pipe Items				
1	4" Sanitary Sewer Force Main	Lin. Ft.	20		
2	6" Sanitary Sewer Force Main	Lin. Ft.	30		
3	8" Ductile Iron Sewer Pipe (0'-6')	Lin. Ft.	387		
4	8" Ductile Iron Sewer Pipe (6'-8')	Lin. Ft.	13		
5	8" SDR 26 PVC Sewer Pipe (0'-6')	Lin. Ft.	670		
6	8" SDR 26 PVC Sewer Pipe (6'-8')	Lin. Ft.	416		
7	8" SDR 26 PVC Sewer Pipe (8'-10')	Lin. Ft.	107		
8	Concrete Encasement for Sewer Line (Per Plans)	Lin. Ft.	160		
	Manhole Items				
9	48" Precast Concrete Sewer Manhole (0'-6')	Each	1		
10	48" Precast Concrete Sewer Manhole (6'-8')	Each	3		
11	48" Doghouse Concrete Sewer Manhole (6'-8')	Each	1		
12	48" Flattop Precast Concrete Sewer Manhole (0'-6')	Each	1		
13	Demolition and Removal of Existing Sewer Manhole	Each	1		
	Sewer Service Items				
14	6" SDR 26 PVC Sewer Pipe for Services (All Depths)	Lin. Ft.	126		
15	8"x8"x6" PVC Tee	Each	4		
16	6" PVC Cleanout	Each	4		

	Miscellaneous Construction Items				
17	Water Service Repair (Icluding Service Tubing, Fittings, Corp Stop, Curb Stop, Tapping Saddle, Etc)		3		
18	Concrete Pavement Repair (All Depths)	Sq. Yd.	20		
19	Hot Mix Asphalt, ST, 9.5mm	Tons	10		
19	Clearing and Grubbing	Lump Sum	1		
21	Grassing	Lump Sum	1		
22	Erosion Control	Lump Sum	1		
23	Mobilization	Lump Sum	1		
24	Maintenance of Traffic	Lump Sum	1		
		Subtotal (Site 5):			

BID BOND

KNOW ALL MEN BY THESE PRESENTS, that we, the undersigned, C.B. Developers, Inc. **as Principal, and** Arch Insurance Company **as Surety, are hereby held and firmly bound unto** City of Hattiesburg **as Owner, in the penal sum of** Five Percent of Amount Bid **DOLLARS** (5%) **for the payment of which, well and truly to be made, we hereby jointly and severally bind ourselves, successors and assigns. Signed, this** 18th **day of** May, 2017. **The condition of the above obligation is such that whereas the Principal has submitted to** City of Hattiesburg **a certain BID, attached hereto and hereby made a part hereof to enter into a contract in writing for the** Comprehensive Sewer Improvements

NOW, THEREFORE,

(a) **If said BID shall be rejected, or**

(b) **If said BID shall be accepted and the Principal shall execute and deliver a contract in the Form of Contract attached hereto (properly completed in accordance with said BID) and shall furnish a BOND for his faithful performance of said contract, and for the payment of all persons performing labor or furnishing materials in connection therewith, and shall in all other respects perform the agreement created by the acceptance of said BID.**

Then this obligation, shall be void, otherwise the same shall remain in force and effect; it being expressly understood and agreed that the liability of the Surety for any and all claims hereunder shall, in no event, exceed the panel amount of this obligation as herein stated.

The Surety, for value received, hereby stipulates and agrees that the obligations of said Surety and its BOND shall be in no way be impaired or affected by an extension of the time within which the OWNER may accept such BID; and said Surety does hereby waive notice of any such extension.

IN WITNESS WHEREOF, the Principal and the Surety have hereunto set their hands and seals, and such of them as are corporations have caused their corporate seals to be hereto affixed and these presents to be signed by their proper offices, the day and year first set forth above.

C.B. Developers, Inc.

By: _____ **(L.S.)**

(Principal)

Arch Insurance Company

(Surety)

By: _____

Brody Eric Buckley **Attorney-in-Fact**

Resident MS Agent/Bottrell Insurance

IMPORTANT: Surety companies executing BONDS must appear on the Treasury Department's most current list (Circular 570 as amended) and be authorized to transact business in the state where the project is located.

BID BOND

KNOW ALL MEN BY THESE PRESENTS: that we, the undersigned, Principal, and _____as Surety, are hereby held and firmly bound unto _____ as Owner in the penal sum of for payment of which, well and truly made, we hereby jointly and severally bind ourselves, successors and assigns.

Signed, this _____ day of _____, 20__.

The Condition of the above obligation is such that whereas the Principal has submitted to a center BID, attached hereto and hereby made a part hereof to enter into a contract in writing, for the

COMPREHENSIVE SEWER IMPROVEMENTS
PHASE V

NOW, THEREFORE,

(a) If said BID shall be rejected, or

(b) If said BID shall be accepted and the Principal shall execute and deliver a contract in the Form of Contract attached hereto (properly completed in accordance with said BID) and shall furnish a BOND for his faithful performance of said contract, and for the payment of all persons performing labor or furnishing materials in connection therewith, and shall in all other respects perform the agreement created by the acceptance of said BID, then this obligation shall be void, otherwise the same shall remain in force and effect; it being expressly understood and agreed that the liability of the Surety for any and all claims hereunder shall, in no event, exceed the penal amount of this obligation as herein stated.

The Surety, for value received, hereby stipulates and agrees that the obligations of said Surety and its BOND shall be in no way impaired or affected by any extension of the time within which the OWNER may accept such BID; and said Surety does hereby waive notice of any such extension.

IN WITNESS WHEREOF, the Principal and the Surety have hereunto set their hands and seals, and such of them as are corporations have caused their corporate seals to be hereto affixed and these presents to be signed by their proper officers, the day and year set forth above.

_____ (L.S.)
PRINCIPAL

_____
SURETY

BY: _____

IMPORTANT: Surety companies executing BONDS must appear on the Treasure Department's most current line (Circular 570 as amended) and be authorized to transact business in the State where the project is located.

This Power of Attorney limits the acts of those named herein, and they have no authority to bind the Company except in the manner and to the extent herein stated. Not valid for Mortgage, Note, Loan, Letter of Credit, Bank Deposit, Currency Rate, Interest Rate or Residential Value Guarantees.

POWER OF ATTORNEY

Know All Persons By These Presents:

That the Arch Insurance Company, a corporation organized and existing under the laws of the State of Missouri, having its principal administrative office in Jersey City, New Jersey (hereinafter referred to as the "Company") does hereby appoint:

Brody Eric Buckley

its true and lawful Attorney(s)in-Fact, to make, execute, seal, and deliver from the date of issuance of this power for and on its behalf as surety, and as its act and deed:

Any and all bonds, undertakings, recognizances and other surety obligations.

Surety Bond Number: Bid Bond

Principal: C.B. Developers, Inc.

Obligee: City of Hattiesburg

This authority does not permit the same obligation to be split into two or more bonds in order to bring each such bond within the dollar limit of authority as set forth herein.

The execution of such bonds, undertakings, recognizances and other surety obligations in pursuance of these presents shall be as binding upon the said Company as fully and amply to all intents and purposes, as if the same had been duly executed and acknowledged by its regularly elected officers at its principal administrative office in Jersey City, New Jersey.

This Power of Attorney is executed by authority of resolutions adopted by unanimous consent of the Board of Directors of the Company on September 15, 2011, true and accurate copies of which are hereinafter set forth and are hereby certified to by the undersigned Secretary as being in full force and effect:

"VOTED, That the Chairman of the Board, the President, or the Executive Vice President, or any Senior Vice President, of the Surety Business Division, or their appointees designated in writing and filed with the Secretary, or the Secretary shall have the power and authority to appoint agents and attorneys-in-fact, and to authorize them subject to the limitations set forth in their respective powers of attorney, to execute on behalf of the Company, and attach the seal of the Company thereto, bonds, undertakings, recognizances and other surety obligations obligatory in the nature thereof, and any such officers of the Company may appoint agents for acceptance of process."

This Power of Attorney is signed, sealed and certified by facsimile under and by authority of the following resolution adopted by the unanimous consent of the Board of Directors of the Company on September 15, 2011:

VOTED, That the signature of the Chairman of the Board, the President, or the Executive Vice President, or any Senior Vice President, of the Surety Business Division, or their appointees designated in writing and filed with the Secretary, and the signature of the Secretary, the seal of the Company, and certifications by the Secretary, may be affixed by facsimile on any power of attorney or bond executed pursuant to the resolution adopted by the Board of Directors on September 15, 2011, and any such power so executed, sealed and certified with respect to any bond or undertaking to which it is attached, shall continue to be valid and binding upon the Company.

In Testimony Whereof, the Company has caused this instrument to be signed and its corporate seal to be affixed by their authorized officers, this 18th day of May, 2017.

Attested and Certified

Arch Insurance Company

Patrick K. Nails, Secretary

David M. Finkelstein, Executive Vice President

STATE OF PENNSYLVANIA SS

COUNTY OF PHILADELPHIA SS

I, Helen Szafran, a Notary Public, do hereby certify that Patrick K. Nails and David M. Finkelstein personally known to me to be the same persons whose names are respectively as Secretary and Executive Vice President of the Arch Insurance Company, a Corporation organized and existing under the laws of the State of Missouri, subscribed to the foregoing instrument, appeared before me this day in person and severally acknowledged that they being thereunto duly authorized signed, sealed with the corporate seal and delivered the said instrument as the free and voluntary act of said corporation and as their own free and voluntary acts for the uses and purposes therein set forth.

COMMONWEALTH OF PENNSYLVANIA
NOTARIAL SEAL
HELEN SZAFRAN, Notary Public
City of Philadelphia, Phila. County
My Commission Expires October 3, 2017

Helen Szafran, Notary Public
My commission expires 10/03/2017

CERTIFICATION

I, Patrick K. Nails, Secretary of the Arch Insurance Company, do hereby certify that the attached Power of Attorney dated May 18, 2017 on behalf of the person(s) as listed above is a true and correct copy and that the same has been in full force and effect since the date thereof and is in full force and effect on the date of this certificate; and I do further certify that the said David M. Finkelstein, who executed the Power of Attorney as Executive Vice President, was on the date of execution of the attached Power of Attorney the duly elected Executive Vice President of the Arch Insurance Company.

IN TESTIMONY WHEREOF, I have hereunto subscribed my name and affixed the corporate seal of the Arch Insurance Company on this 18th day of May, 2017.

Patrick K. Nails, Secretary

This Power of Attorney limits the acts of those named therein to the bonds and undertakings specifically named therein and they have no authority to bind the Company except in the manner and to the extent herein stated.

PLEASE SEND ALL CLAIM INQUIRIES R ELATING TO THIS BOND TO THE FOLLOWING ADDRESS:

Arch Insurance – Surety Division
3 Parkway, Suite 1500
Philadelphia, PA 19102

C. B. DEVELOPERS, INC.
938 OLD RIFLE RANGE RD.
PETAL, MS 39465

Ph. 601-582-1600
Ph 601-583-0005
Fax 601-583-0009

cbcliffbreland@cs.com

STATE OF MISSISSIPPI
FORREST COUNTY

RESOLUTION

BE IT RESOLVED THAT Mack Lister IS HEREBY AUTHORIZED, EMPOWERED AND DIRECTED TO EXECUTE FOR AND ON BEHALF OF C.B. Developers, Inc., a corporation, any and all bid and job specific documents including but not limited to price sheets, change orders, certification, addendum, contracts, agreements, and official letters .

C. B. DEVELOPERS, INC.

BY: SHERRY BRELAND
TITLE: PRESIDENT

C. B. DEVELOPERS, INC.

BY: CLIFF BRELAND
TITLE: VICE-PRESIDENT

I, Cliff Breland, as secretary of C. B. DEVELOPERS, INC. DO HEREBY CERTIFY THAT THE ABOVE RESOLUTION WAS DULY PROPOSED, ADOPTED, AND RESOLVED, DURING A SPECIAL MEETING OF C. B. DEVELOPERS, INC., A CORPORATION, ON THIS THE 18TH DAY OF June, 2012.

SECRETARY

CONTRACT AGREEMENT

THIS AGREEMENT, made and entered into this ____day of_____, 20___ by and between C. B. Developers, Inc. hereinafter called the CONTRACTOR, **CITY OF HATTIESBURG** hereinafter called the OWNER, Witnesseth that the Contractor and the OWNER, for the consideration hereafter named and agrees as follows.

ARTICLE 1: SCOPE OF WORK

The Contractor agrees to furnish all tools, labor, equipment, materials, and supplies required to be furnished, and perform all work required under and in accordance with the plans entitled

COMPREHENSIVE SEWER IMPROVEMENTS - PHASE V

which are on file at the office of the OWNER, and the Specifications, Proposals, General and Special Conditions, attached hereto and made a part hereof as fully as though copied herein, under the direct supervision and to the entire satisfaction of the OWNER and in accordance with the Laws of the State of Mississippi.

ARTICLE 2: THE CONTRACT SUM

It is further agreed and understood by and between the parties hereunto that the OWNER agrees to pay and the Contractor agrees to accept full and final compensation for all work done under this agreement, the lump sum amount adjusted for variation of quantities at the unit prices named in the Proposal, which is hereto attached, such payment to be made in lawful money of the United States, at the time and in the manner hereinafter set forth.

ARTICLE 3: TIME OF COMPLETION

The Contractor agrees, for the consideration above expressed, to begin and complete the work within the time specified in the Proposal. If the Contractor fails to complete the work in the time specified, he shall pay the OWNER as **liquidated damages**, ascertained and agreed, and not in the nature of a penalty, the sum of **$ 750.00** for each day delayed, which shall be deducted from the final amount to be paid under the contract; provided that the extension of time with the waiver of liquidation damages may be granted as provided for in the Specifications.

ARTICLE 4: PROGRESS PAYMENTS

The owner agrees to make progress payments during the construction as provided herein as follows:

The ENGINEER will on or before the tenth (10th) day of each month make an estimate of the value of the work done, based on contract prices.

The OWNER agrees to pay the CONTRACTOR 100% of the value of the work done each month, less ten percent (10%) retainage until final acceptance of the work has been made).

ARTICLE 5: ACCEPTANCE AND FINAL PAYMENT

Upon receipt of written notice that the work is ready for final acceptance and inspection, the Engineer shall promptly make such inspection, and when he finds the work acceptable under the contract, and the contract fully performed, he shall promptly issue a final certificate, over his own signature, stating that the work provided for in this Contract has been completed and is accepted by him under the terms and conditions thereof. Then, the entire balance shall be due the Contractor within thirty (60) days the date of said final acceptance.

Before issuance of final certificate, the Contractor shall submit evidence satisfactory to the ENGINEER that all payrolls, materials, bills, and other indebtedness connected with the work have been paid.

The making and acceptance of the final payment shall constitute a waiver of all claims by the OWNER, other than those arising from unsettled liens, from faulty work or materials appearing within one (1) year after payment, or claims previously made and still unsettled.

If, after the work has been substantially completed, full completion thereof is materially delayed through no fault of the Contractor, and the Engineer, so certifies, the OWNER shall, upon certificate of the Engineer and without terminating the Contract, make payment of the balance due for that portion of the work fully completed and accepted. Such payment shall be made under the terms and conditions governing final payment, except that it shall not constitute a waiver of claims.

ARTICLE 6: THE PERFORMANCE BOND

The Contractor agrees to furnish a bond, with an approved surety thereon guaranteeing the performance of this contract, in no less than one hundred percent (100%) of the amount of the Contract. Said Bond shall be conditioned on full and complete performance of the Contract, and for the payment of all labor and materials for a period of one (1) year after completion. The Surety on said Bond shall be a surety company of financial resources satisfactory to the OWNER and authorized to do business in the State of Mississippi.

ARTICLE 7 INSURANCE

The Contractor agrees to also carry Public Liability Insurance, Property Damage Insurance, and Workman's Compensation Insurance in amounts as required by the Specifications.

IN WITNESS WHEREOF, the parties hereto have executed this Agreement the day and year first written above.

OWNERS:

City of Hattiesburg

SEAL

BY

Title Mayor

ATTEST

CONTRACTOR

C.B. Developers, Inc.

SEAL

BY

Title Project MANAGER

ATTEST

Bond Number: SU 1145476

PAYMENT AND PERFORMANCE BOND

KNOW ALL MEN BY THESE PRESENTS: THAT WE, the Undersigned (hereinafter called the Principal), a corporation, partnership or individual duly unauthorized by law to do business as a construction contractor in the State of Mississippi, and of Arch Insurance Company (herein called the Surety), a corporation duly authorized to do a surety business under the laws of the State of Mississippi, are held and firmly bound unto the City of Hattiesburg, (hereinafter called the Obligee), a Mississippi Corporation existing under the laws of the State of Mississippi, in the penal sum of Dollars ($1,077,240.50) lawful money of the United States, for the payment of which well and truly to be made, the said Principal and the said Surety do hereby bind ourselves, our heirs, executors, administrators and assigns, jointly and severally, by these presents, as follows:

The Condition of this obligation is such that; whereas Principal by an instrument in writing attached hereto and bearing date of has agreed with said Obligee to do all work necessary and to furnish labor, materials, tools, supplies and services to construct **COMPREHENSIVE SEWER IMPROVEMENTS - PHASE V** as shown on Plans and specified thereby in the Specifications, Proposal and other Contract Documents hereto attached.

NOW THEREFORE, if said Principal shall well and truly in good, sufficient and workmanlike manner, and to the satisfaction of Obligee perform and complete the work required, and shall defend, indemnify and save harmless said Obligee against all damages, claims, demands, expense and charge of every kind (including claims of patent infringement) arising out of injury or damage to persons or property by reason or arising from any act, omission or neglect of said Principal, his agent, servants or employees with relation to said work; and shall pay all cost, charges, rentals and expenses for labor, material, supplies and equipment and deliver the said improvement to Obligee completed and ready for occupancy or operation, and free from all liens, encumbrances or claims for labor, material or otherwise; and shall pay all other expenses lawfully chargeable to Obligee by reason of any default or neglect of the said Principal in the relation of said agreement and said work, then this obligation shall be void, otherwise to remain in full force and effect.

PROVIDED FURTHER, that the said surety for value received hereby stipulates and agrees that no charge, extension of time, alteration or addition to the terms of the Contract, or the work to be performed thereunder, or the Specifications accompanying the same, shall in any way affect its obligation on this bond and does hereby waive notice of any change, extension of time, alteration or addition to the terms of the Contract, or to the work, or to the Specifications.

PROVIDED FURTHER, that if Principal, or his, or its subcontractor or subcontractors fail to duly pay for any labor, materials, team hire, sustenance provisions or any other supplies or

materials used or consumed by such Principal or his, their or its subcontractors in performance of the work contracted to be done, the Surety will pay the same in any amount not exceeding the sum specified in the bond, together with interest as provided by law.

IN WITNESS THEREOF: Said Principal and surety have hereunto set their hands and seals at this _____ day of _____, 20___.

(SEAL)

C.B. Developers, Inc.
PRINCIPAL

WITNESSES:

1716 Evelyn Gandy Parkway, Suite 40, Hattiesburg, MS 39401
ADDRESS

Name of person executing for Principal

Project MANAGER
Title

Arch Insurance Company
SURETY

WITNESSES:

Peggy Jackson

Wes Price

Harborside 3, 210 Hudson Street, Suite 300
Jersey City, NJ 07311-1107
ADDRESS

Name of person executing for Surety

Brody Eric Buckley/Attorney-in-Fact
Resident MS Agent/Bottrell Insurance
P.O. Box 1490
Jackson, MS 39215-1490

Witness

Title

This Power of Attorney limits the acts of those named herein, and they have no authority to bind the Company except in the manner and to the extent herein stated. Not valid for Mortgage, Note, Loan, Letter of Credit, Bank Deposit, Currency Rate, Interest Rate or Residential Value Guarantees.

POWER OF ATTORNEY

Know All Persons By These Presents:

That the Arch Insurance Company, a corporation organized and existing under the laws of the State of Missouri, having its principal administrative office in Jersey City, New Jersey (hereinafter referred to as the "Company") does hereby appoint:

Brody Eric Buckley

its true and lawful Attorney(s)In-Fact, to make, execute, seal, and deliver from the date of issuance of this power for and on its behalf as surety, and as its act and deed:

Any and all bonds, undertakings, recognizances and other surety obligations.

Surety Bond Number: SU 1145476

Principal: C.B. Developers, Inc.

Obligee: City of Hattiesburg

This authority does not permit the same obligation to be split into two or more bonds in order to bring each such bond within the dollar limit of authority as set forth herein.

The execution of such bonds, undertakings, recognizances and other surety obligations in pursuance of these presents shall be as binding upon the said Company as fully and amply to all intents and purposes, as if the same had been duly executed and acknowledged by its regularly elected officers at its principal administrative office in Jersey City, New Jersey.

This Power of Attorney is executed by authority of resolutions adopted by unanimous consent of the Board of Directors of the Company on September 15, 2011, true and accurate copies of which are hereinafter set forth and are hereby certified to by the undersigned Secretary as being in full force and effect:

"VOTED, That the Chairman of the Board, the President, or the Executive Vice President, or any Senior Vice President, of the Surety Business Division, or their appointees designated in writing and filed with the Secretary, or the Secretary shall have the power and authority to appoint agents and attorneys-in-fact, and to authorize them subject to the limitations set forth in their respective powers of attorney, to execute on behalf of the Company, and attach the seal of the Company thereto, bonds, undertakings, recognizances and other surety obligations obligatory in the nature thereof, and any such officers of the Company may appoint agents for acceptance of process."

This Power of Attorney is signed, sealed and certified by facsimile under and by authority of the following resolution adopted by the unanimous consent of the Board of Directors of the Company on September 15, 2011:

VOTED, That the signature of the Chairman of the Board, the President, or the Executive Vice President, or any Senior Vice President, of the Surety Business Division, or their appointees designated in writing and filed with the Secretary, and the signature of the Secretary, the seal of the Company, and certifications by the Secretary, may be affixed by facsimile on any power of attorney or bond executed pursuant to the resolution adopted by the Board of Directors on September 15, 2011, and any such power so executed, sealed and certified with respect to any bond or undertaking to which it is attached, shall continue to be valid and binding upon the Company.

In Testimony Whereof, the Company has caused this instrument to be signed and its corporate seal to be affixed by their authorized officers, this _____ day of _____, 20____.

Attested and Certified

Arch Insurance Company

Patrick K. Nails, Secretary

David M. Finkelstein, Executive Vice President

STATE OF PENNSYLVANIA SS

COUNTY OF PHILADELPHIA SS

I, Helen Szafran, a Notary Public, do hereby certify that Patrick K. Nails and David M. Finkelstein personally known to me to be the same persons whose names are respectively as Secretary and Executive Vice President of the Arch Insurance Company, a Corporation organized and existing under the laws of the State of Missouri, subscribed to the foregoing instrument, appeared before me this day in person and severally acknowledged that they being thereunto duly authorized signed, sealed with the corporate seal and delivered the said instrument as the free and voluntary act of said corporation and as their own free and voluntary acts for the uses and purposes therein set forth.

COMMONWEALTH OF PENNSYLVANIA
NOTARIAL SEAL
HELEN SZAFRAN, Notary Public
City of Philadelphia, Phila. County
My Commission Expires October 3, 2017

Helen Szafran, Notary Public
My commission expires 10/03/2017

CERTIFICATION

I, Patrick K. Nails , Secretary of the Arch Insurance Company, do hereby certify that the attached Power of Attorney dated _____ on behalf of the person(s) as listed above is a true and correct copy and that the same has been in full force and effect since the date thereof and is in full force and effect on the date of this certificate; and I do further certify that the said David M. Finkelstein, who executed the Power of Attorney as Executive Vice President, was on the date of execution of the attached Power of Attorney the duly elected Executive Vice President of the Arch Insurance Company.

IN TESTIMONY WHEREOF, I have hereunto subscribed my name and affixed the corporate seal of the Arch Insurance Company on this _____day of _____, 20____.

Patrick K. Nails, Secretary

This Power of Attorney limits the acts of those named therein to the bonds and undertakings specifically named therein and they have no authority to bind the Company except in the manner and to the extent herein stated.

PLEASE SEND ALL CLAIM INQUIRIES R ELATING TO THIS BOND TO THE FOLLOWING ADDRESS:

Arch Insurance – Surety Division
3 Parkway, Suite 1500
Philadelphia, PA 19102

CBDEVEL-01 ACOOK

CERTIFICATE OF LIABILITY INSURANCE

DATE (MM/DD/YYYY) 08/14/2017

THIS CERTIFICATE IS ISSUED AS A MATTER OF INFORMATION ONLY AND CONFERS NO RIGHTS UPON THE CERTIFICATE HOLDER. THIS CERTIFICATE DOES NOT AFFIRMATIVELY OR NEGATIVELY AMEND, EXTEND OR ALTER THE COVERAGE AFFORDED BY THE POLICIES BELOW. THIS CERTIFICATE OF INSURANCE DOES NOT CONSTITUTE A CONTRACT BETWEEN THE ISSUING INSURER(S), AUTHORIZED REPRESENTATIVE OR PRODUCER, AND THE CERTIFICATE HOLDER.

IMPORTANT: If the certificate holder is an ADDITIONAL INSURED, the policy(ies) must have ADDITIONAL INSURED provisions or be endorsed. If SUBROGATION IS WAIVED, subject to the terms and conditions of the policy, certain policies may require an endorsement. A statement on this certificate does not confer rights to the certificate holder in lieu of such endorsement(s).

PRODUCER
Fisher Brown Bottrell Insurance, Inc.
P. O. Box 1490
Jackson, MS 39215

CONTACT NAME: Angie Cook, CIC, PIAM
PHONE (A/C, No, Ext): (601) 960-8244 FAX (A/C, No): (601) 208-3044
E-MAIL ADDRESS: acook@fbbins.com

INSURER(S) AFFORDING COVERAGE	NAIC #
INSURER A : Brierfield Insurance Company	10993
INSURER B : American Interstate Insurance	31895
INSURER C : Travelers Property Casualty Company of America	25674
INSURER D :	
INSURER E :	
INSURER F :	

INSURED
C B Developers, Inc.
1716 Evelyn Gandy Parkway, #40
Hattiesburg, MS 39401

COVERAGES CERTIFICATE NUMBER: REVISION NUMBER:

THIS IS TO CERTIFY THAT THE POLICIES OF INSURANCE LISTED BELOW HAVE BEEN ISSUED TO THE INSURED NAMED ABOVE FOR THE POLICY PERIOD INDICATED. NOTWITHSTANDING ANY REQUIREMENT, TERM OR CONDITION OF ANY CONTRACT OR OTHER DOCUMENT WITH RESPECT TO WHICH THIS CERTIFICATE MAY BE ISSUED OR MAY PERTAIN, THE INSURANCE AFFORDED BY THE POLICIES DESCRIBED HEREIN IS SUBJECT TO ALL THE TERMS, EXCLUSIONS AND CONDITIONS OF SUCH POLICIES. LIMITS SHOWN MAY HAVE BEEN REDUCED BY PAID CLAIMS.

INSR LTR	TYPE OF INSURANCE	ADDL INSD	SUBR WVD	POLICY NUMBER	POLICY EFF (MM/DD/YYYY)	POLICY EXP (MM/DD/YYYY)	LIMITS	
A	X COMMERCIAL GENERAL LIABILITY CLAIMS-MADE X OCCUR X PD Ded: $2,000 GEN'L AGGREGATE LIMIT APPLIES PER: POLICY X PRO-JECT X LOC OTHER:			GL0013568	05/17/2017	05/17/2018	EACH OCCURRENCE DAMAGE TO RENTED PREMISES (Ea occurrence) MED EXP (Any one person) PERSONAL & ADV INJURY GENERAL AGGREGATE PRODUCTS - COMP/OP AGG	$ 1,000,000 $ 100,000 $ 5,000 $ 1,000,000 $ 2,000,000 $ 2,000,000 $
A	AUTOMOBILE LIABILITY X ANY AUTO OWNED AUTOS ONLY SCHEDULED AUTOS HIRED AUTOS ONLY NON-OWNED AUTOS ONLY			CA10001384101	05/17/2017	05/17/2018	COMBINED SINGLE LIMIT (Ea accident) BODILY INJURY (Per person) BODILY INJURY (Per accident) PROPERTY DAMAGE (Per accident)	$ 1,000,000 $ $ $ $
A	X UMBRELLA LIAB X OCCUR EXCESS LIAB CLAIMS-MADE DED X RETENTION $ 10,000			UMB0014332	05/17/2017	05/17/2018	EACH OCCURRENCE AGGREGATE Prod/Co Ops Agg	$ 5,000,000 $ 5,000,000 $ 5,000,000
B	WORKERS COMPENSATION AND EMPLOYERS' LIABILITY ANY PROPRIETOR/PARTNER/EXECUTIVE OFFICER/MEMBER EXCLUDED? (Mandatory in NH) Y/N If yes, describe under DESCRIPTION OF OPERATIONS below	N/A		AVWCMS2562322017	01/01/2017	01/01/2018	X PER STATUTE OTH-ER E.L. EACH ACCIDENT E.L. DISEASE - EA EMPLOYEE E.L. DISEASE - POLICY LIMIT	$ 1,000,000 $ 1,000,000 $ 1,000,000
A	Leased/Rented Equip			CM0006842	05/17/2017	05/17/2018	Ded See Below	260,000
C	Installation Floater			6603222R85A	09/10/2016	09/10/2017	Ded: $5,000	4,000,000

DESCRIPTION OF OPERATIONS / LOCATIONS / VEHICLES (ACORD 101, Additional Remarks Schedule, may be attached if more space is required)
The above referenced general liability, automobile liability & Umbrella liability policies contain blanket additional insured wording where required by written contract. General Liability includes ongoing & completed operations & is on a primary/non-contributory basis where required by written contract. General Liability, Automobile Liability & Workers Compensation policies contain blanket waiver of subrogation wording when required by written contract. Additional Insured Status applies as per forms attached to the policy & available for review upon request: GL (CGL084 10/13 & CGL088 10/13) AUTO (CAU058 01/15) UMB (CU0001 12/07) All coverage is subject to policy terms, conditions and exclusions.

REFERENCE ONLY:
SEE ATTACHED ACORD 101

CERTIFICATE HOLDER

City of Hattiesburg
P.O. Box 1898
Hattiesburg, MS 39403-1898

CANCELLATION

SHOULD ANY OF THE ABOVE DESCRIBED POLICIES BE CANCELLED BEFORE THE EXPIRATION DATE THEREOF, NOTICE WILL BE DELIVERED IN ACCORDANCE WITH THE POLICY PROVISIONS.

AUTHORIZED REPRESENTATIVE

© 1988-2015 ACORD CORPORATION. All rights reserved.
The ACORD name and logo are registered marks of ACORD

AGENCY CUSTOMER ID: CBDEVEL-01 ACOOK

LOC #: 1

ADDITIONAL REMARKS SCHEDULE

AGENCY		NAMED INSURED
Fisher Brown Bottrell Insurance, Inc.		C B Developers, Inc. 1716 Evelyn Gandy Parkway, #40 Hattiesburg, MS 39401
POLICY NUMBER SEE PAGE 1		
CARRIER SEE PAGE 1	NAIC CODE SEE P 1	EFFECTIVE DATE: SEE PAGE 1

ADDITIONAL REMARKS

THIS ADDITIONAL REMARKS FORM IS A SCHEDULE TO ACORD FORM,

FORM NUMBER: ACORD 25 FORM TITLE: Certificate of Liability Insurance

Description of Operations/Locations/Vehicles:
Project: Comprehensive Water Improvements - Phase II, Palmers Crossing and Irene Chapel
Project: Comprehensive Sewer Improvements - Phase V
Project: Comprehensive Water Improvements Phase IV Miscellaneous Connections
Project: Water Line Extension along Old Highway 98 East and W. L. Runnels Industrial Drive
Project: Comprehensive Water Improvements Phase I,
Project: 592 Program Sewer Rehabilitation, Contract No. 3, City of Hattiesburg, MS Contract amount $1,996,351.79
Project: Water System Extension on Veteran's Memorial Blvd. and South 28th Ave $1,361,828.84

© 2008 ACORD CORPORATION. All rights reserved.

The ACORD name and logo are registered marks of ACORD

NOTICE OF AWARD

TO: C.B Developers, Inc.
1716 Evelyn Gandy Pkwy
Hattiesburg, MS 39401

Project: **COMPREHENSIVE SEWER IMPROVEMENTS - PHASE V**

The OWNER has considered the BID submitted by you for the above described WORK in response to its Advertisement for Bids dated March 2, 2017, and Information for Bidders.

You are hereby notified that your BID has been accepted for items in the amount of $ 1,077,240.50.

You are required by the Information for Bidders to execute the Agreement and furnish the required CONTRACTOR'S Performance BOND, Payment BOND, and certificates of insurance within ten (10) calendar days from the date of this Notice to you.

If you fail to execute said Agreement and to furnish said BONDS within (10) days from the date of this Notice, said OWNER will be entitled to consider all your rights arising out of the OWNER's acceptance of your BID as abandoned and as a forfeiture of your BID BOND. The OWNER will be entitled to such other rights as may be granted by law.

You are required to return an acknowledged copy of this NOTICE OF AWARD to the OWNER.

Dated this 19th day of September, 2017.

City of Hattiesburg
OWNER

By: _____
Title: Mayor

ACCEPTANCE OF NOTICE

Receipt of the above NOTICE OF AWARD is hereby acknowledged by
This the _____ day of _____, 20___

Title: Project MANAGER

Signature: _____

NOTICE TO PROCEED

TO: C.B. Developers, Inc.
1716 Evelyn Gandy Pkwy
Hattiesburg, MS 39401

DATE:_____

Project: COMPREHENSIVE SEWER IMPROVEMENTS - PHASE V

You are hereby notified to commence WORK in accordance with the Agreement dated _____, 20__ on or before _____, 20__, and you are to complete the WORK within 300 consecutive calendar days thereafter. The date of completion of all WORK is therefore _____, 20__.

CITY OF HATTIESBURG
OWNER

BY: _____

TITLE: Mayor

ACCEPTANCE OF NOTICE

Receipt of the above NOTICE TO PROCEED is hereby acknowledged by

_____ this the __ day of _____, 20___.

Title: Project Manager

Signature: _____

GENERAL CONDITIONS

ARTICLE 1 - DEFINITIONS

Wherever used in these General Conditions or in the other Contract Documents, the following terms shall have the meaning indicated which shall be applicable to both the singular and plural thereof.

ACCEPTANCE: By the OWNER of the Work as being fully complete in accordance with the Contract Documents.

AGREEMENT: The written agreement between the OWNER and the CONTRACTOR covering the Work to be performed: the Contract Documents are attached to and made a part of the Agreement. Also designated as the Contract.

ADDENDA: Written or graphic instruments issued prior to the execution of the Agreement which modify or interpret the Contract Documents, Drawings and Specifications, by addition, deletions, clarifications or corrections.

APPLICATION FOR PAYMENT: The form furnished by the ENGINEER which is to be used by the CONTRACTOR in requesting progress payments and an affidavit of the CONTRACTOR that progress payments theretofore received from the OWNER on account of the WORK have been applied by the CONTRACTOR to discharge in full all of the CONTRACTOR'S obligations stated in prior Applications for Payment.

APPROVAL: Accept as satisfactory.

BID: The offer or proposal of the Bidder submitted on the prescribed form setting forth the prices for the Work to be performed.

BIDDER: Any person, firm or corporation submitting a Bid for the Work.

BONDS: Bid, performance and payment bonds and other instruments of security furnished by the CONTRACTOR and his surety in accordance with the Contract Documents and in accordance with the law of the place of the project.

CHANGE ORDER: A written order to the CONTRACTOR signed by the OWNER authorizing an addition, deletion or revision in the Work, or an adjustment in the Contract Price or the Contract Time issued after execution of the Agreement.

CONTRACT DOCUMENTS: The Agreement, Addenda, Instructions to Bidders, CONTRACTOR'S BID, the Bonds, the Notice of Award, these General Conditions, the Supplementary conditions, Special Conditions, Technical Conditions, the Specifications, Drawings and Modifications, and Notice to Proceed.

CONTRACT PRICE: The total moneys payable to the CONTRACTOR under the Contract Documents.

CONTRACT TIME: The number of calendar days stated in the Agreement for the completion of the Work.

CONTRACTING OFFICER: The owner (Grantee)- The individual who is authorized to sign the contract documents on behalf of the owner's governing body.

CONTRACTOR: The person, firm or corporation with whom the OWNER has executed the Agreement.

DAY: A calendar day of twenty-four hours measured from midnight to the next midnight.

DRAWINGS: The drawings which show the character and scope of the Work to be performed and which have been prepared or approved by the ENGINEER and are referred to in the Contract Documents.

ENGINEER: The person, firm or corporation named as such in the Contract Documents.

FIELD ORDER: A written order issued by the ENGINEER which clarifies or interprets the Contract Documents in accordance with Paragraph 9.3 or orders minor changes in the Work in accordance with paragraph 10.2.

MODIFICATION: (a) A written amendment of the Contract Documents signed by both parties, (b) a Change Order (c) a written clarification or interpretation issued by the ENGINEER in accordance with paragraph 9.3 or (d) a written order for a minor change or alteration in the Work issued by the ENGINEER pursuant to paragraph 10.2. A modification may only be issued after execution of the Agreement.

NOTICE OF AWARD: The written notice by OWNER to the apparent successful Bidder stating that upon compliance with the conditions precedent to be fulfilled by him within the time specified, OWNER will execute and deliver the Agreement to him.

NOTICE TO PROCEED: A written notice given by OWNER to CONTRACTOR (with a copy to ENGINEER) fixing the date on which the Contract Time will commence to run and on which CONTRACTOR shall start to perform his obligations under the Contract Documents.

OWNER: A public body or authority, corporation, association, partnership, or individual for whom the Work is to be performed.

PROJECT: The entire construction to be performed as provided in the Contract Documents.

CONSTRUCTION OBSERVER
RESIDENT INSPECTOR
CONSTRUCTION INSPECTOR
PROJECT REPRESENTATIVE: An authorized representative of the ENGINEER assigned to

observe the Work performed and materials furnished by the CONTRACTOR or such other person as may be appointed by the OWNER as his representative. The CONTRACTOR shall be notified in writing of the identity of this representative.

SHOP DRAWINGS: All drawings, diagrams, illustrations, brochures, schedules and other data which are prepared by the CONTRACTOR, a Subcontractor, manufacturer, supplier or distributor and which illustrate the equipment, material or some portion of the Work and as required by the Contract Documents.

SAMPLES: Physical examples which illustrate materials, equipment or workmanship and establish standards by which the Work will be judged.

SPECIFICATIONS: Those portions of the Contract Documents consisting of written technical descriptions of materials, equipment, construction systems, standards and workmanship as applied to the Work.

SUBCONTRACTOR: An individual, firm or corporation having a direct contract with CONTRACTOR or with any other Subcontractor for the performance of a part of the Work at the site.

SUBSTANTIAL COMPLETION: The stage in construction when a project can be utilized for the purposes for which it was intended. At substantial completion, minor items and items that are seasonally restricted need not be completed, but the items that affect operational integrity and function of the facility must be capable of continuous use.

SUPPLEMENTARY GENERAL CONDITIONS: Federal Conditions in effect at time of submission of Bid.

SUPPLIER: Any person or organization who supplies materials or equipment for the Work, including that fabricated to a special design, but who does not perform labor at the site.

SPECIAL CONDITIONS: When included as a part of the Contract Documents, Special Conditions refer only to the Work under this Contract.

SURETY: The corporate body which is bound with the CONTRACTOR and which engages to be responsible for the CONTRACTOR and his acceptable performance of the Work.

WORK: Any and all obligations, duties and responsibilities necessary to the successful completion of the Project assigned to or undertaken by CONTRACTOR under the Contract Documents,
including all labor, materials, equipment and other incidentals, and the furnishing thereof.

WRITTEN NOTICE: The term "Notice" as used herein shall mean and include all written notices, demands, instructions, claims, approvals, and disapprovals required to obtain compliance with Contract requirements. Written notice shall be deemed to have been duly served if delivered in person to the individual or to a member of the firm or to an officer of the corporation for whom it is intended, or to an authorized representative of such individual, firm or corporation, or if delivered at or sent by registered mail to the last business address known to him who gives the

notice. Unless otherwise stated in writing, any notice to or demand upon the OWNER under this Contract shall be delivered to the OWNER through the ENGINEER.

ARTICLE 2 - PRELIMINARY MATTERS:

AWARD:

2.1 The award of the Contract, if it is awarded, will be to the lowest responsible, responsive Bidder. No Notice of Award will be given until the OWNER has concluded such investigations as he deems necessary to establish the responsibility, qualifications, and financial ability of the Bidders to do the Work in accordance with the Contract Documents to the satisfaction of the OWNER within the time prescribed. The OWNER reserves the right to reject the BID of any Bidder who does not pass such investigation to the OWNER'S satisfaction. In analyzing Bids, the OWNER may take into consideration alternates and unit prices, if requested by the Bid Form. If the Contract is awarded, the OWNER will issue the NOTICE of AWARD and give the successful Bidder a contract for execution within sixty (60) days after the opening of Bids.

EXECUTION OF AGREEMENT:

2.2 At least three counterparts of the Agreement and such other Contract Documents will be executed and delivered by CONTRACTOR to the OWNER within 10 working days or 15 calendar days of receipt from the OWNER.

FORFEITURE OF BID SECURITY:

2.3 Failure of the successful Bidder to execute and deliver the Agreement and deliver the required Bonds as stipulated in paragraph 2.2 shall be just cause for the OWNER to annul the Notice of Award and declare the Bid and any security therefore forfeited.

CONTRACTOR'S PRE-START REPRESENTATIONS:

2.4 CONTRACTOR represents that he has familiarized himself with, and assumes full responsibility for having familiarized himself with, the nature and extent of the Contract Documents, Work, Locality, and local conditions and will obey all federal, state, and local laws, ordinances, rules and regulations that may in any manner affect performance of the Work, and represents that he has correlated his study and observations with the requirements of the Contract Documents. CONTRACTOR also represents that he has studied all surveys and investigation reports of subsurface and latent physical conditions referred to in the Specifications and made such additional surveys and investigations as he deems necessary for the performance of the Work at the Contract Price in accordance with the requirements of the Contract Documents and that he has correlated the results of all such data with the requirements of the Contract Documents.

COMMENCEMENT OF CONTRACT TIME:

2.5 The Contract Time will commence to run no less than the 15 days after receipt by the CONTRACTOR of the Notice to Proceed.

STARTING THE PROJECT:

2.6 CONTRACTOR shall start to perform his obligations under the Contract Documents on the date when the Contract Time commences to run. No Work shall be done at the site prior to the date on which the Contract Time commences to run, except with the written consent of the OWNER.

BEFORE STARTING CONSTRUCTION:

2.7 Before undertaking each part of the Work, CONTRACTOR shall carefully study and compare the Contract Documents and check and verify pertinent figures shown thereon and all applicable field measurements. He shall at once report in writing to ENGINEER any conflict, error or discrepancy which he may discover; however, he shall be liable to OWNER or ENGINEER for his failure to discover any conflict, error or discrepancy in the Drawings or Specifications.

SCHEDULE OF COMPLETION:

2.8 Within ten (10) days after delivery of the Notice to Proceed by OWNER to CONTRACTOR, CONTRACTOR shall submit to ENGINEER an estimated progress schedule with earnings indicating the starting and completion dates of the various stages of the Work, and a preliminary schedule of Shop Drawing submissions. See paragraphs 6.22 through 6.26. The ENGINEER shall review and return this schedule or require revisions thereto within 14 days of its submittal. If there is more than one CONTRACTOR involved in a project, the responsibility for coordinating the Work of all CONTRACTORS shall be as provided in the Special Conditions.

2.9 Within twenty (20) days after delivery of the executed agreement by OWNER to CONTRACTOR , but before starting the Work at the site, a preconstruction conference will be held to review the above schedules, to establish procedures for handling shop drawings and other submissions and for processing Applications for Payment, and to establish a working understanding between the parties as to the project. Present at the conference will be the OWNER or his representative, ENGINEER, Resident Project Representatives, CONTRACTOR and his Superintendent.

QUALIFICATION OF SUBCONTRACTORS MATERIALMEN AND SUPPLIERS:

2.10 Within ten (10) working days after bid opening, the CONTRACTOR will (if required) submit to the OWNER and the ENGINEER for acceptance a list of the names of Subcontractors and such other persons and organizations (including those who are to furnish principal items of material or equipment) proposed for those portions of the Work as to which the identity of the Subcontractors and other person and organizations must be submitted as specified in the Contract Documents. Within thirty (30) working days after receiving the list, the ENGINEER will notify the CONTRACTOR in writing if either the OWNER or the ENGINEER, after due investigation, has reasonable objection to any Subcontractor, person or organization on such list. The failure of the OWNER or the ENGINEER to make objection to any Subcontractor, person or organization on the list within thirty days of receipt shall constitute an acceptance of such Subcontractor, person or organization. Acceptance of any such Subcontractor, person or organization shall not constitute a waiver of any right of the OWNER or the ENGINEER to reject defective Work, material or equipment, or Work, material or equipment not in conformance with the requirements of the

Contract Documents.

ARTICLE 3 - CORRELATION, INTERPRETATION AND INTENT OF CONTRACT DOCUMENTS:

3.1 It is the intent of the Specifications and Drawings to describe a complete Project to be constructed in accordance with the Contract Documents. The Contract Documents comprise the entire Agreement between the OWNER and the CONTRACTOR. They may be altered only by a Modification.

3.2 The Contract Documents are complementary; what is called for by one is as binding as if called for by all. If CONTRACTOR finds a conflict, error or discrepancy in the Contract Documents, he shall call it to the ENGINEER'S attention in writing at once and before proceeding with the Work affected thereby; however, he shall not be liable to OWNER or ENGINEER for his failure to discover any conflict, error or discrepancy in the Specifications or Drawings. The various Contract Documents shall be given precedence, in case of conflict, error or discrepancy, as follows: Agreement Modifications, Addenda, Special Conditions, Instructions to Bidders, General Conditions, Technical Specifications and Drawings.

3.3 The words "furnish, "furnish and install", "install", and "provide" or words with similar meaning shall be interpreted, unless otherwise specifically stated, to mean "furnish and install complete in place and ready for service.

3.4 Miscellaneous items and accessories which are not specifically mentioned, but which are essential to produce a complete and properly operating installation, or usable structure or plant providing the indicated function,shall be furnished and installed without change in the Contract Price. Such miscellaneous items and accessories shall be of the same quality standards including material, style, finish, strength, class, weight and other applicable characteristics, as specified for the major component of which the miscellaneous item or accessory is an essential part, and shall be approved by the ENGINEER before installation. The above requirement is not intended to include major components not covered by or inferable from the Drawings and Specifications.

3.5 The Work of all trades under this Contract shall be coordinated by the CONTRACTOR in such a manner as to obtain the best workmanship possible for the entire Project, and all components of Work shall be installed or erected in accordance with the best practices of the particular trade.

3.6 Manufacturer's literature, when referenced, shall be dated and numbered and is intended to establish the minimum requirements acceptable. Whenever reference is given to codes or standard specifications or other data published by regulating agencies or accepted organizations, including but not limited to National Electrical Code, applicable State Building Code, Federal Specifications, ASTM Specifications, various institute specifications, and the like, it shall be understood that such reference is to the latest edition including addenda in effect on the date of Bid.

3.7 Brand names where used in the Technical Sepcifications, are intended to denote the standard of quality required for the particular material or product. The use of a brand name item is to set a standard of quality and is not intended to restrict the Contractor from offering an equal item from other source(s) of supply. The term "equal" or "equivalent" when used in connection

with brand names, shall be interpreted to mean a material or product that is similar and equal in type, quality, size, capacity, composition, finish, color and other applicable characteristics to the material or product specified by trade name, and that is for the same use and capable of performing the same function, in the opinion of the ENGINEER, as the material or product so specified. Proposed equivalent items must be approved by ENGINEER before they are purchased or incorporated in the Work.

ARTICLE 4 - AVAILABILITY OF LANDS; SUBSURFACE CONDITIONS; REFERENCE POINTS:

Availability of Lands

4.1 The OWNER will furnish, as indicated in Contract Documents the lands upon which the Work is to be done, rights-of-way for access thereto, and such other lands which are designated for use of the CONTRACTOR. Easements for permanent structures or permanent changes in existing facilities will be obtained and paid for by the OWNER, unless otherwise specified in the Contract Documents. Other access to such lands or rights-of-way for the CONTRACTOR'S convenience shall be the responsibility of the CONTRACTOR. The CONTRACTOR will provide for all additional lands and access thereto that may be required for temporary construction facilities or storage of materials and equipment.

4.2 The OWNER will, upon request, furnish to the BIDDERS copies of all available boundary surveys.

Subsurface Conditions:

4.3 The CONTRACTOR acknowledges that he has investigated prior to bidding and satisfied himself as to the conditions affecting the Work, including but not restricted to those bearing upon transportation, disposal, handling and storage of materials, availability of labor, water, electric power, roads and uncertainties of weather, river stages, tides, water tables or similar physical conditions at the site, the conformation and conditions of the grounds, the character of equipment and facilities needed preliminary to and during prosecution of the Work. The CONTRACTOR further acknowledges that he has satisfied himself as to the character, quality and quantity of surface and subsurface materials or obstacles to be encountered insofar as this information is reasonably ascertainable from an inspection of the site, including all exploratory work done on behalf of the OWNER on the site or any contiguous site, as well as from information presented by the Drawings and Specifications made a part of this Contract, or any other information made available to him prior to receipt of Bids. Any failure by the CONTRACTOR to acquaint himself with the available information will not relieve him from responsibility for estimating properly the difficulty or cost of successfully performing the Work. The OWNER assumes no responsibility for any conclusions or interpretations made by the CONTRACTOR on the basis of the information made available by the OWNER.

Differing Site Conditions

4.4 (a) The CONTRACTOR shall promptly, and before such conditions are disturbed, notify the OWNER in writing of: (1) subsurface or latent physical conditions at the site differing materially from those indicated in this contract, or (2) unknown physical conditions at the site, of an unusual

nature, differing materially from those ordinarily encountered and generally recognized as inherent in work of the character provided for in this contract. The OWNER shall promptly investigate the conditions, and if he finds that such conditions do materially so differ and cause an increase or decrease in the Contractor's cost of, or the time required for, performance of any part of the work under this contract, whether or not changed as a result of such conditions, an equitable adjustment shall be made and the contract modified in writing accordingly.

(b) No claim of the CONTRACTOR under this clause shall be allowed unless the CONTRACTOR has given the notice required in (a) above.

(c) No claim by the CONTRACTOR for an equitable adjustment hereunder shall be allowed if asserted after final payment under this contract.

ARTICLE 5 - BONDS AND INSURANCE:

Performance and Payment Bonds:

5.1 The contractor's attention is directed to the Information For Bidders.

Contractor's Liability Insurance:

5.2 The CONTRACTOR shall provide the OWNER with insurance certificates certifying that all required insurance is in force; and such insurance certificates shall include provisions that the insurance shall not be canceled, allowed to expire or be materially changed without giving the OWNER advance notice by registered mail.

5.3 The CONTRACTOR agrees that if any part of the Work under the contract is sublet, he will require the Subcontractor(s) to carry insurance as required, and that he will require the Subcontractor(s) to furnish to him insurance certificates similar to those required by the OWNER in 5.1 above.

5.4 The CONTRACTOR agrees to add ENGINEER to insurance policy as additional insured.

Owner's Liability Insurance

5.4 The OWNER will be responsible for purchasing and maintaining his own liability insurance and, at his option, may purchase and maintain such insurance as will protect him against claims which may arise from operations under the Contract Documents.

Fire and Extended Coverage Insurance (Builders' Risk):

5.5 The CONTRACTOR shall maintain, as applicable, in an Insurance Company or Insurance Companies acceptable to the OWNER, Fire, Extended Coverage and Vandalism & Malicious Mischief Insurance on buildings and structures, while in the course of construction, including foundations, additions, attachments and all permanent fixtures belonging to and constituting a part of said buildings or structures. The policy or policies shall also cover machinery, if the cost of machinery is included in the Contract. The amount of insurance must at all times be at least equal to the actual cash value of the insured property. The policy shall be in the name of the

OWNER and the CONTRACTOR, as their interests may appear, and shall also cover the interests of all Subcontractors performing work.

5.6 The CONTRACTOR shall provide the OWNER with satisfactory evidence certifying that the foregoing insurance is in force; and such evidence shall include provisions that the insurance shall not be canceled, allowed to expire or be materially changed without giving the OWNER advance notice by registered mail.

Cancellation and Re-Insurance:

5.7 If any insurance should be canceled or changed by the insurance company or should any insurance expire during the period of this Contract, the CONTRACTOR shall be responsible for securing other acceptable insurance to provide the coverage specified in this section to maintain continuous coverage during the life of this Contract.

ARTICLE 6 - CONTRACTOR'S RESPONSIBILITIES:

Supervision and Superintendence:

6.1 The CONTRACTOR will supervise and direct the Work. He will be solely responsible for the means, methods, techniques, sequences and procedures of construction. The CONTRACTOR will employ and maintain on the Work a qualified supervisor or superintendent who shall have been designated in writing by the CONTRACTOR as the CONTRACTOR'S representative at the site. The supervisor shall have full authority to act on behalf of the CONTRACTOR and all communications given to the supervisor shall be as binding as if given to the CONTRACTOR. The supervisor shall be present on the site at all times as required to perform adequate supervision and coordination of the Work. (Copies of written communications given to the Superintendent shall be mailed to the Contractor's home or office.)

Labor, Materials and Equipment:

6.2 The CONTRACTOR will provide competent, suitably qualified personnel to survey and lay out the Work and perform construction as required by the Contract Documents. He will at all times maintain good discipline and order at the site.

6.3 The CONTRACTOR will furnish all materials, equipment, labor, transportation, construction equipment and machinery, tools, appliances, fuel, power, light, heat, local telephone, water and sanitary facilities and all other facilities and incidentals necessary for the execution, testing, initial operation and completion of the Work.

6.4 All materials and equipment will be new, except as otherwise provided in the Contract Documents. When special makes or grades of material which are normally packaged by the supplier or manufacturer are specified or approved, such materials shall be delivered to the site in their original packages or container with seals unbroken and labels intact.

6.5 All materials and equipment shall be applied, installed, connected, erected, used, cleaned and conditioned in accordance with the instructions of the applicable manufacturer, fabricator or processors, except as otherwise provided in the Contract Documents.

Materials, Equipment, Products and Substitutions:

6.6 Materials, equipment and products incorporated in the Work must be approved for use before being purchased by the CONTRACTOR. The CONTRACTOR shall submit to the ENGINEER a list of proposed materials, equipment or products, together with such samples as may be necessary for him to determine their acceptability and obtain his approval, within ninety (90) calendar days after award of Contract. No request for payment for "or equal" equipment will be approved until this list has been received and approved by the ENGINEER.

6.6.1 Whenever a material, article or piece of equipment is identified on the drawings or Specifications by reference to brand names or catalogue number, it shall be understood that this is referenced for the purpose of defining the performance or other salient requirements and that other products of equal capacities, quality and function shall be considered. The CONTRACTOR may recommend the substitution of a material, article, or piece of equipment of equal substance and function for those referred to in the Contract Documents by reference to brand names or catalog number, and if, in the opinion of the ENGINEER, such material, article, or piece of equipment is of equal substance and function to that specified, the ENGINEER may approve its substitution and use by the CONTRACTOR. Incidental charges or extra component parts required to accommodate the substitute will be made by the CONTRACTOR without a change in the Contract Price, or Contract Time.

6.6.2 No substitute shall be ordered or installed without the written approval of the ENGINEER who shall be the judge of equality.

6.6.3 Delay caused by obtaining approvals for substitute materials will not be considered justifiable grounds for an extension of construction time.

6.6.4 Should any work or materials, equipment or products not conform with requirements of the Drawings and Specifications or become damaged during the process of the Work, such Work or materials shall be removed and replaced, together with any work disarranged by such alterations, at any time before completion and acceptance of the Project. All such work shall be done at the expense of the CONTRACTOR. (See paragraph 7.10)

6.6.5 No materials or supplies for the Work shall be purchased by the CONTRACTOR or by any Subcontractor subject to any chattel mortgage or under a conditional sale or other agreement by which an interest is retained by the Seller. The CONTRACTOR warrants that he has good title to all materials and supplies used by him in the Work.

Concerning Subcontractors:

6.7 The CONTRACTOR will not employ any Subcontractor, other person or organization of the types referred to in paragraph 2.10 (whether initially or as a substitute) against whom the OWNER or the ENGINEER may have reasonable objection, not will the CONTRACTOR be required to employ any Subcontractor against whom he has reasonable objection. The CONTRACTOR will not make any substitution for any Subcontractor who has been accepted by the OWNER and the ENGINEER, unless the ENGINEER determines that there is good cause for doing so.

6.8 The CONTRACTOR shall be fully responsible for all acts and omissions of his Subcontractors and of persons and organizations directly or indirectly employed by them and of persons and organizations for whose acts any of them may be liable to the same extent that he is responsible for the acts and omissions of persons directly employed by him. Nothing in the Contract Documents shall create any contractual relationship between OWNER or ENGINEER and any Subcontractor or other person or organization having a direct contract with CONTRACTOR, nor shall it create any obligation on the part of OWNER or ENGINEER to pay or to see to the payment of any moneys due any Subcontractor or other person or organization, except as may otherwise be required by law. OWNER or ENGINEER may furnish to any Subcontractor or other person or organization, to the extent practicable, evidence of amounts paid to CONTRACTOR on account of specific Work done in accordance with the schedule of values.

6.9 The divisions and sections of the Specifications and the identifications of any drawings shall not control the CONTRACTOR in dividing the work among Subcontractors or delineating the Work to be performed by any specific trade.

6.10 The CONTRACTOR agrees to bind specifically every Subcontractor to the applicable terms and conditions of the Contract Documents for the benefit of the OWNER.

6.11 All Work performed for the CONTRACTOR by a Subcontractor shall be pursuant to an appropriate agreement between the CONTRACTOR and the Subcontractor.

6.12 The CONTRACTOR shall be responsible for the coordination of the trades, Subcontractors and material men engaged upon his Work.

6.12.1 The CONTRACTOR shall cause appropriate provisions to be inserted in all subcontracts relative to the Work to bind Subcontractors to the CONTRACTOR by the terms of these General Conditions and other Contract Documents insofar as applicable to the Work of Subcontractors, and to give the CONTRACTOR the same power as regards terminating any subcontract that the OWNER may exercise over the CONTRACTOR under any provisions of the Contract Documents.

6.12.2 The OWNER or ENGINEER will not undertake to settle any differences between the CONTRACTOR and his Subcontractors or between Subcontractors.

6.12.3 If in the opinion of the ENGINEER, any Subcontractor on the project proves to be incompetent or otherwise unsatisfactory, he shall be replaced if and when directed in writing.

Patent Fees and Royalties:

6.13 The CONTRACTOR will pay all license fees and royalties and assume all costs incident to the use of any invention, design, process or device which is the subject of patent rights or copyrights held by others. He will indemnify and hold harmless the OWNER and ENGINEER and anyone directly or indirectly employed by either of them from and against all claims, damages, losses, and expenses (including attorneys' fees) arising out of any infringement of such rights during or after completion of the Work, and shall defend all such claims in connection with any alleged infringement of such rights.

6.14 The CONTRACTOR shall be responsible for determining the application of patent rights and royalties on materials, appliances, articles or systems prior to bidding. However, he shall not be responsible for such determination on systems which do not involve purchase by him of materials, appliances, and articles.

Permits:

6.15 The CONTRACTOR will secure and pay for all construction permits and licenses and will pay all governmental charges and inspection fees necessary for the prosecution of the Work, which are applicable at the time of his Bid. When such charges are normally made by the OWNER, there will be no charges to the CONTRACTOR. The OWNER shall assist the CONTRACTOR, when necessary, in obtaining such permits and licenses. The CONTRACTOR will also pay all public utility charges.

Laws and Regulations:

6.16 The CONTRACTOR will give all notices and comply with all laws, ordinances, rules and regulations applicable to the Work. If the CONTRACTOR observes that the Specifications or Drawings are at variance therewith, he will give the ENGINEER prompt written notice thereof, and any necessary changes shall be adjusted by an appropriate Modification. If the CONTRACTOR performs any Work knowing it to be contrary to such laws, ordinances, rules and regulations, and without such notice to the ENGINEER, he will bear all costs arising therefrom; however, it shall not be his primary responsibility to make certain that the Drawings and Specifications are in accordance with such laws, ordinances, rules and regulations.

Taxes:

6.17 Cost of all sales and other taxes for which the CONTRACTOR is liable under the Contract shall be included in the Contract Price stated by the CONTRACTOR.

Record Drawings:

6.18 The CONTRACTOR will keep one record copy of all Specifications, Drawings, Addenda, Modifications, and Shop Drawings at the site in good order and annotated to show all changes made during the construction process. These shall be available to the Engineer and shall be delivered to him for the OWNER upon completion of the Project. It shall be used for this purpose only.

Safety and Protection:

6.19 The CONTRACTOR will be responsible for initiating, maintaining and supervising all safety precautions and programs in connection with the Work. He will take all necessary precautions for the safety of, and will provide the necessary protection to prevent damage, injury or loss to:

6.19.1 All employees on the work and other persons who may be affected thereby.

6.19.2 All the Work and all materials or equipment to be incorporated therein, whether in storage on or off the site.

6.19.3 Other property at the site or adjacent thereto, including trees, shrubs, lawns, walks, pavements, roadways, structures and utilities not designated for removal, relocation or replacement in the course of construction.

6.20 The CONTRACTOR will designate a responsible member of his organization at the site whose duty shall be the prevention of accidents. This person shall be the CONTRACTOR'S superintendent unless otherwise designated in writing by the CONTRACTOR to the OWNER.

Emergencies:

6.21 In emergencies affecting the safety of persons or the Work or property at the site or adjacent thereto, the CONTRACTOR, without special instruction or authorization from the ENGINEER or OWNER, is obligated to act, at his discretion, to prevent threatened damage, injury or loss. He will give the ENGINEER prompt written notice of any significant changes in the Work or deviations from the Contract Documents caused thereby, and a Change Order shall thereupon be issued covering the changes and deviations involved. If the CONTRACTOR believes that additional work done by him in an emergency which arose from causes beyond his control entitles him to an increase in the Contract Price or an extension of the Contract Time, he may make a claim therefore as provided in Articles 11 and 12.

Shop Drawing and Samples:

6.22 After checking and verifying all field measurements, the CONTRACTOR will submit to the ENGINEER for review, in accordance with the accepted schedule of Shop Drawing submissions (see paragraph 2.9) copies (or at the ENGINEER'S option, one reproducible copy) of all Shop Drawings, which shall have been checked by and stamped with the approval of the CONTRACTOR. The data shown on the Shop Drawings will be complete with respect to dimensions, design criteria, materials of construction and the like to enable the ENGINEER to review the information as required.

6.23 The CONTRACTOR will also submit to the ENGINEER for review, with such promptness as to cause no delay in Work, all samples required by the Contract Documents. All samples will have been checked by and stamped with the approval of the CONTRACTOR, identified clearly as to material, manufacturer, any pertinent catalog numbers and the use for which intended.

6.24 At the time of each submission, the CONTRACTOR will in writing call the ENGINEER'S attention to any deviations that the Shop Drawings or sample may have from the requirements of the Contract Documents.

6.25 The ENGINEER will review with reasonable promptness Shop Drawings and samples, but his review shall be only for conformance with the design concept of the Project and for compliance with the information given in the Contract Documents. The review of a separate item as such will not indicate review of the assembly in which the item functions. The CONTRACTOR will make any corrections required by the ENGINEER and will return the required number of corrected copies of Shop Drawings and resubmit new samples until the review is satisfactory to the

ENGINEER. The CONTRACTOR shall direct specific attention in writing or on resubmitted Shop Drawings to revisions other than the corrections called for by the ENGINEER on previous submissions. The CONTRACTOR'S stamp of approval on any Shop Drawings or sample shall constitute a representative to the OWNER and the ENGINEER that the CONTRACTOR has either determined and verified all quantities, dimensions, field construction criteria, materials, catalogue numbers and similar data or he assumes full responsibility for doing so, and that he has reviewed or coordinated each Shop Drawings or sample with the requirements of the Work and the Contract Documents.

6.26 No Work requiring a Shop Drawing or sample submission shall be commenced until the submission has been reviewed by the ENGINEER. A copy of each Shop Drawing and each approved sample shall be kept in good order by the CONTRACTOR at the site and shall be available to the ENGINEER.

6.27 The ENGINEER'S review of Shop Drawings or samples shall not relieve the CONTRACTOR from his responsibility for any deviations from the requirements of the Contract Documents unless the CONTRACTOR has in writing called the ENGINEER'S attention to such deviation at the time

of submission and the ENGINEER has given written approval to the specific deviation, nor shall any review by the ENGINEER relieve the CONTRACTOR from responsibility for errors or omission in the Shop Drawings.

Cleaning Up:

6.28 Site. The CONTRACTOR shall clean up behind the Work as much as is reasonably possible as the Work progresses. Upon completion of the Work,and before acceptance of and final payment for the Project by the owner, the CONTRACTOR shall remove all his surplus and discarded materials excavated material and rubbish from the roadways, sidewalks, parking areas, lawns and all adjacent property; shall clean his portion of Work involved in any building under this Contract, so that no further cleaning by the OWNER is necessary prior to his occupancy; shall restore all property, both public and private, which has been disturbed or damaged during the prosecution of the Work; and shall leave the whole in a neat and presentable condition.

6.29 Clean-up operations shall consistently be carried on by the CONTRACTOR at all times to keep the premises free from accumulation of waste materials and rubbish. Upon completion of the Work he shall remove all rubbish, tools, scaffolding, surplus materials, etc., and shall leave his work "broom clean", or its equivalent, unless more exactly specified elsewhere in the Contract. The General CONTRACTOR shall do the following special cleaning for all trades upon completion of the Work:

6.30 General. In case of dispute, the OWNER may remove the rubbish and charge the cost to the several contractors as the ENGINEER shall determine to be just.

Public Convenience and Safety:

6.31 The CONTRACTOR shall, at all times, conduct the Work in such a manner as to insure the least practicable obstruction to public travel. The convenience of the general public and of the residents along and adjacent to the area of the Work shall be provided for in a satisfactory manner, consistent with the operation and local conditions. "Street Closed" signs shall be placed immediately adjacent to the Work, in a conspicuous position at such locations as traffic demands. At any time that streets are required to be closed, the CONTRACTOR shall notify law enforcement agencies, fire departments, and parties operating emergency vehicles before the street is closed and again as soon as it is opened. Access to fire hydrants and other fire extinguishing equipment shall be provided and maintained at all times.

Sanitary Provisions:

6.32 The General CONTRACTOR shall furnish necessary toilet conveniences, secluded from public observation, for use of all personnel on the Work, whether or not in his employ. They shall be kept in a clean and sanitary condition and shall comply with the requirements and regulations of the Public Authorities having jurisdiction. He shall commit no public nuisance. Temporary sanitary facilities shall be removed upon completion of the Work and the premises shall be left clean.

Indemnification:

6.33 The CONTRACTOR will indemnify and hold harmless the OWNER and the ENGINEER and their agents and employees from and against all claims, damages, losses, and expenses including attorneys' fees arising out of or resulting from the performance of the Work, provided that any such claim, damage, loss, or expense (a) is attributable to bodily injury, sickness, disease or death, or to injury to or destruction of tangible property (other than Work itself) including the loss of use resulting therefrom and (b) is caused in whole or in part by any negligent act or omission of the CONTRACTOR, any Subcontractor, anyone directly or indirectly employed by any of them or anyone for whose acts any of them may be liable, regardless of whether or not it is caused in part by a party indemnified hereunder.

6.34 In any and all claims against the OWNER or the ENGINEER or any of their agents or employees, by any employee of the CONTRACTOR, any Subcontractor, anyone directly or indirectly employed by any of them or anyone for whose acts any of them may be liable, the indemnification obligation under paragraph 6.33 shall not be limited in any way by any limitation on the amount or type of damages, compensation or benefits payable by or for the CONTRACTOR or any Subcontractor under workmen's compensation acts, disability benefit acts or other employee benefit acts.

6.35 The obligations of the CONTRACTOR under paragraph 6.33 shall not extend to the liability of the Engineer's negligent acts, errors or omissions or those of his employees or agents.

Responsibility for Connecting to Existing Work:

6.36 It shall be the express responsibility of the CONTRACTOR to connect his Work to each part of the existing work or work previously installed as required by the Drawings and Specifications to provide a complete installation.

Work in Street, Highway and Other Rights-of-Way:

6.37 Excavation, grading, fill, storm drainage, paving and any other construction or installations in rights-of-way of streets, highways, public carrier lines, utility lines (either aerial, surface or subsurface), etc., shall be done in accordance with requirements of the special conditions. The OWNER will be responsible for obtaining all permits necessary for the work. Upon completion of the Work, CONTRACTOR shall present to ENGINEER certificates, in triplicate, from the proper authorities stating that the Work has been done in accordance with their requirements.

6.37.1 The OWNER will cooperate with the CONTRACTOR in obtaining action from any utilities or public authorities involved in the above requirements.

6.37.2 The ENGINEER shall be responsible for obtaining elevations of curbs and gutters, pavement, storm drainage structures, and other such items which must be established by governmental departments as soon as grading operations are begun on the site and, in any case, sufficiently early in the construction period to prevent any adverse effect on the Project.

Cooperation with Governmental Departments, Public Utilities, Etc:

6.38 The OWNER shall be responsible for making all necessary arrangements with governmental departments, public utilities, public carriers, service companies and corporations owning or controlling roadways, railways, water, sewer, gas, electrical, telephone, and telegraph

facilities such as pavements, tracks, piping, wires, cables, conduits, poles, guys, etc., including incidental structure connected therewith, that are encountered in the work in order that such items may be properly shored, supported and protected, or the CONTRACTOR may relocate them if he so desires. The CONTRACTOR shall give all proper notices, shall comply with requirements of such parties in the performance of his Work, shall permit entrance of such parties on the Project in order that they may perform their necessary work, and shall pay all charges and fees made by such parties for this work.

6.38.1 The CONTRACTOR'S attention is called to the fact that there may be delays on the Project due to work to be done by governmental departments, public utilities , and others in repairing or moving poles, conduits, etc. The CONTRACTOR shall cooperate with the above parties, in every way possible, so that the construction can be completed in the least possible time.

6.38.2 The CONTRACTOR shall have made himself familiar with all codes, laws, ordinances and regulations which in any manner affect those engaged or employed in the Work, or materials and equipment used in or upon the Work, or in any way affect the conduct of the Work, and no plea of misunderstanding will be considered on account of his ignorance thereof.

Use of Premises:

6.39 CONTRACTOR shall confine his apparatus, storage of materials, and operations of his workmen to limits indicated by law, ordinances, permits, and directions of ENGINEER and OWNER, and shall not unnecessarily encumber any part of site.

6.39.1 CONTRACTOR shall not overload or permit any part of any structure to be loaded with such weight as will endanger its safety, nor shall he subject any part of the Work to stresses or pressures that will endanger it.

6.39.2 CONTRACTOR shall enforce OWNER'S instructions in connection with signs, advertisements, fires and smoking.

6.39.3 CONTRACTOR shall arrange and cooperate with OWNER in routing and parking of automobiles of his employees, subcontractors and other personnel and in routing material delivery trucks and other vehicles to the Project Site.

Protection of Existing Property Improvements:

6.40 Any existing surface or subsurface improvements, such as pavements, curbs, sidewalks, pipes or utilities, footings or structures (including portions thereof), trees, and shrubbery not indicated on

the Drawings or noted in the Specifications as being removed or altered shall be protected from damage during construction of the Project. Any such improvements damaged during construction of the Project shall be restored to a condition equal to that existing at time of award of Contract.

Temporary Heat:

6.41 The General CONTRACTOR shall provide heat, fuel and services as necessary to protect all work and materials, within all habitable areas of permanent building construction, for all contracts against injury from dampness and cold until final acceptance of all work and materials for the Project, unless building is fully occupied by the OWNER prior to such acceptance, in which case the OWNER shall assume all expenses of heating from date of full occupancy. In areas outside those covered above, each prime contractor shall be responsible for providing such temporary heat, fuel and services as required to protect his work or shall make all necessary arrangements with the General CONTRACTOR for providing such temporary heat, fuel and services. Unless otherwise specifically permitted by Special Conditions, the permanent heating system shall not be used to provide temporary heat. CONTRACTOR'S proposed methods of heating shall be submitted for approval.

ARTICLE 7 - WORK BY OTHERS:

7.1 The OWNER may perform additional work related to the Project by himself, or he may let other direct contracts therefor which shall contain General Conditions similar to these. The CONTRACTOR will afford the other contractors who are parties to such direct contracts (or the OWNER, if he is performing the additional work himself), reasonable opportunity for the introduction and storage of materials and equipment and the execution of work, and shall properly connect and coordinate his Work with theirs.

7.2 If any part of the CONTRACTOR'S work depends for proper execution or results upon the work of any such other CONTRACTOR (or the OWNER), the CONTRACTOR will promptly report to the ENGINEER in writing any defects or deficiencies in such work that render it unsuitable for such proper execution and results.

7.3 The CONTRACTOR will do all cutting, fitting, and patching of his Work that may be required to make its several parts come together properly and fit it to receive or be received by such other work. The CONTRACTOR will not endanger any work of others by cutting, excavating or otherwise altering their work and will only cut or alter their work with the written consent of the ENGINEER and of the other contractors whose work will be affected.

7.4 If the performance of additional work by other contractors or the OWNER is not noted in the Contract Documents prior to the execution of the Contract, written notice thereof shall be given to the CONTRACTOR prior to starting any such additional work. If the CONTRACTOR believes that the performance of such additional work by the OWNER or others involves him in additional expense or entitles him to an extension of the Contract Time, he may make a claim therefore as provide in Articles 11 and 12.

7.5 Where practicable, the General CONTRACTOR shall build around the work of other separate contractors or shall leave chases, slots and holes as required to receive and to conceal

within the general construction work the work of such other separate contractors as directed by them. Where such chases, slots, etc., are impracticable, the work shall require specific approval of the ENGINEER.

7.6 Necessary chases, slots and holes not built or left by the General CONTRACTOR shall be cut by the separate contractor requiring such alterations after approval of the General CONTRACTOR. The General CONTRACTOR shall do all patching and finishing of his Work where cut by other contractors at the expense of such other contractors.

7.7 Cooperation is required in the use of site facilities and in the detailed execution of the Work. Each CONTRACTOR shall coordinate his operations with those of the other contractors for the best interest of the Work in order to prevent delay in the execution thereof.

7.8 Each CONTRACTOR shall keep himself informed of the progress of the work of other contractors. Should lack of progress or defective workmanship on the part of other contractors interfere with his operations, the CONTRACTOR shall notify the ENGINEER immediately. Lack of such notice to the ENGINEER will be construed as acceptance by the CONTRACTOR of the status of the work of other contractors as being satisfactory for proper coordination of his own work.

7.9 Each CONTRACTOR shall give notices of the progress of his work so as to allow other contractors adequate opportunity to properly direct and coordinate their work. The General Contractor shall give notices of the progress of his Work so that work of other contractors, when required to be concealed, may be placed before the general construction Work. All such notices shall be submitted to the ENGINEER with copies to other prime contractors on the Project sufficiently ahead of job progress to permit adequate time for the other prime contractors to coordinate their work.

7.10 The cost of extra work resulting from lack of notices, untimely notices, failure to respond to notices, defective work or lack of coordination shall be borne by the CONTRACTOR responsible for such lack of notices, etc.

ARTICLE 8 - OWNER'S RESPONSIBILITIES:

8.1 The OWNER will issue all communications to the CONTRACTOR through the ENGINEER.

8.2 In case of termination of the employment of the ENGINEER, the OWNER will appoint an engineer against whom the CONTRACTOR makes no reasonable objection, whose status under the Contract Documents shall be that of the former ENGINEER. Any dispute in connection with such appointment shall be subject to arbitration, if mutually agreeable.

8.3 The OWNER will furnish the data required of him under the Contract Documents promptly and shall make payments to the CONTRACTOR promptly after they are due as provided in Article 14.

8.4 OWNER'S duties in respect of providing lands and easements and providing engineering surveys to establish reference points are set forth in paragraphs 4.1, 4.4 and the Special Conditions.

Paragraphs 4.2 and 4.3 refer to OWNER'S identifying and making available to CONTRACTOR copies of surveys and investigation reports of subsurface and latent physical conditions at the site or otherwise affecting performance of the Work which have been relied upon by ENGINEER in preparing the Drawings and Specifications.

8.5 The OWNER'S responsibilities in respect of liability and property insurance are set forth in paragraph 5.4.

8.6 In addition to his rights to request changes in the Work in accordance with Article 10, the OWNER (especially in certain instances as provided in paragraph 10.4) will be obligated to execute Change Orders.

8.7 In connection with the OWNER'S right to stop Work or suspend Work, see paragraph 15.1. Paragraph 15.3 deals with the OWNER'S right to terminate services of the CONTRACTOR under certain circumstances.

8.8 The OWNER shall have the right to take possession of and use any completed or partially completed portions of the Work, notwithstanding the fact that the time for completing the entire Work or any portion thereof may not have expired; but such taking possession and use shall not be deemed an acceptance of any Work not completed in accordance with the Contract Documents. If such prior use increases the cost of or delays the Work, the CONTRACTOR shall be entitled to such extra compensation or extension of time or both, except by prior agreement, as the ENGINEER may determine. See paragraph 14.11.

ARTICLE 9 - ENGINEER'S STATUS DURING CONSTRUCTION:

Owner's Representative:

9.1 The ENGINEER shall be the OWNER'S representative during the construction period. The duties and responsibilities and the limitations of authority of the ENGINEER as the OWNER'S representative during construction are set forth in Articles 1 through 17 of these General Conditions and shall not be extended without written consent of the OWNER and the ENGINEER.

9.1.1 The ENGINEER'S decision, in matters relating to aesthetics shall be final, if within the terms of the Contract Documents.

9.1.2 Except as may be otherwise provided in this contract all claims, counter-claims, disputes and other matters in question between the OWNER and the CONTRACTOR arising out of or relating to this agreement or the breach thereof will be decided by arbitration if the parties hereto mutually agree, or in a court of competent jurisdiction within the State in which the OWNER is located.

Visits to Site:

9.2 The ENGINEER will make periodic visits to the site to observe the progress and quality of the executed Work and to determine, in general, if the Work is proceeding in accordance with the Contract Documents. He will not be required to make continuous on-site observations to check the quality or quantity of the Work. His efforts will be directed toward ascertaining on behalf of the OWNER that the completed Project will conform to the requirements of the Contract Documents. On the basis of his on-site observations as an experienced and qualified design professional, he will keep the OWNER informed of the progress of the Work and will endeavor to guard the OWNER against defects and deficiencies in the Work of contractors.

Clarifications and Interpretations:

9.3 The ENGINEER will issue with reasonable promptness such written clarification or interpretations of the Contract Documents (in the form of Drawings or otherwise) as he may determine necessary, which shall be consistent with or reasonably inferable from the overall intent of the Contract Documents. If the Contractor believes that a written clarification and interpretation entitles him to an increase in the Contract Price or extension of Contract Time, he may make a claim therefor as provided in Articles 11 and 12.

Measurement of Quantities:

9.4 All Work completed under the Contract will be measured by the ENGINEER according to the United States Standard Measures. All linear surface measurements will be made horizontally or vertically as required by the item measured.

Rejecting Defective Work:

9.5 The ENGINEER will have authority to disapprove or reject Work which is "defective" (which term is hereinafter used to describe Work that is unsatisfactory, faulty or defective, or does not meet the requirements of any inspection, test or approval or has been damaged prior to final acceptance). He will also have authority to require special inspection or testing of the Work whether or not the Work is fabricated, installed or completed.

Shop Drawings, Change Orders and Payments:

9.6 In connection with the ENGINEER'S responsibility as to Shop Drawings and samples, see paragraphs 6.22 through 6.27, inclusive.

9.7 In connection with the ENGINEER'S responsibility for Change Orders, see Articles 10, 11, and 12.

9.8 In connection with the ENGINEER'S responsibilities in respect of Application for Payment, etc., see Article 14.

Resident Project Representative:

9.9 The OWNER or the ENGINEER will provide on-site representation sufficient to guarantee

that construction is in general compliance with the construction drawings and the contract specifications.

Decisions on Disagreements:

9.10 The ENGINEER will be the initial interpreter of the terms and conditions of the Contract Documents and the judge of the performance thereunder. In his capacity as interpreter and judge, he will exercise his best efforts to insure faithful performance by both the OWNER and the CONTRACTOR. He will not show partiality to either and shall not be liable for the result of any interpretation or decision rendered in good faith. Claims, disputes and other matters relating to the execution and progress of the Work or the interpretation of or performance under the Contract Documents shall be referred initially to the ENGINEER for decision; which he shall render in writing within a reasonable time.

9.11 Either the OWNER or the CONTRACTOR, if the other agrees, may file a claim in a court with local jurisdiction with respect to any such claim, dispute or other matter that has been referred to the ENGINEER, except any which have been waived by the making or acceptance of final payment as provided in paragraph 14.11, However, no request for a claim of any such claim, dispute or other matter shall be made until the earlier of (a) the date on which the ENGINEER has rendered his decision or (b) the tenth day after the parties have presented their evidence to the ENGINEER if he has not rendered his written decision before that date. No request for a claim shall be made later than thirty (30) days after the date on which the ENGINEER rendered his written decision in respect of the claim, dispute or other matter as to which arbitration is sought; and the failure to request a claim within said thirty (30) days period shall result in the ENGINEER'S decision being final and binding upon the OWNER and the CONTRACTOR. If the ENGINEER renders a decision after judicial proceedings have been initiated, such decision may be entered as evidence but shall not supersede the judicial proceedings, except where the decision is acceptable to the parties concerned.

Limitations on Engineer's Responsibilities:

9.12 Neither the ENGINEER'S authority to act under this Article 9 nor any decision made by him in good faith either to exercise or not exercise such authority shall give rise to any duty or responsibility of the ENGINEER to the CONTRACTOR, any Subcontractor, any of their agents or employees or any other person performing any of the Work.

9.13 The ENGINEER will not be responsible for the construction means, methods, techniques, sequences or procedures, or the safety precautions and programs incident thereto, and he will not be responsible for the CONTRACTOR's failure to perform the Work in accordance with the Contract Documents.

9.14 The ENGINEER will not be responsible for the acts or omissions of the CONTRACTOR, or any Subcontractors, or any of his or their agents or employees, or any other person performing any of the Work.

ARTICLE 10 - CHANGES IN THE WORK:

10.1 Without invalidating the Agreement, the OWNER may, at any time or from time to time, order additions, deletions or revisions in the Work; these will be authorized by Change Orders. Upon receipt of a Change Order, the CONTRACTOR will proceed with the Work involved. All such Work shall be executed under the applicable conditions of the Contract Documents. If any Change Order causes an increase or decrease in the Contract Price or an extension or shortening of the Contract Time, an equitable adjustment will be made as provided in Article 11 or Article 12. A Change Order signed by the CONTRACTOR indicates his agreement therewith.

10.2 The ENGINEER may authorize minor changes or alterations in the Work not involving extra cost and not inconsistent with the overall intent of the Contract Documents. These may be accomplished by a Field Order. If the CONTRACTOR believes that any minor change or alteration authorized by the ENGINEER entitles him to an increase in the Contract Price or extension of Contract Time, he may make a claim therefor as provided in Articles 11 and 12.

10.3 Additional Work performed by the CONTRACTOR without authorization of a Change Order will not entitle him to an increase in the Contract Price or an extension of the Contract Time, except in the case of an emergency as provided in paragraph 6.21 and except as provided in paragraph 10.2.

10.4 The OWNER will execute appropriate Change Orders prepared by the ENGINEER covering changes in the Work to be performed as provided in paragraph 4.4, and Work performed in an emergency as provided in paragraph 6.21 and any other claim of the CONTRACTOR for a change in the Contract Time or the Contract Price which is approved by the ENGINEER.

10.5 It is the CONTRACTOR'S responsibility to notify his surety of any changes affecting the general scope of the Work or change in the Contract Price and the amount of the applicable bonds shall be adjusted accordingly. The CONTRACTOR will furnish proof of such adjustment to the OWNER.

ARTICLE 11 - CHANGE OF CONTRACT PRICE:

11.1 The Contract Price constitutes the total compensation payable to the CONTRACTOR for performing the Work. All duties, responsibilities and obligations assigned to or undertaken by the CONTRACTOR shall be at his expense without changing the Contract Price.

11.2 (a) The OWNER may, at any time, without notice to the sureties, by written order designated or indicated to be a change order, make any change in the Work within the general scope of the contract, including but not limited to changes:

(1) In the specifications (including drawings and designs);
(2) In the method or manner of performance of the work;
(3) In the Owner-furnished facilities, equipment, materials, services, or site; or
(4) Directing acceleration in the performance of the work.

(b) Any other written order or an oral order (which terms as used in this paragraph (b) shall include direction, instruction, interpretation or determination) from the OWNER, which causes any such change, shall be treated as a change order under this clause, provided that the CONTRACTOR gives the OWNER written notice stating the date, circumstances, and source of the order and that the CONTRACTOR regards the order as a change order.

(c) Except as herein provided, no order, statement, or conduct of the OWNER shall be treated as a change under this clause or entitle the Contractor to an equitable adjustment hereunder.

(d) If any change under this clause causes an increase or decrease in the CONTRACTOR'S cost of, or the time required for, the performance of any part of the work under this contract, weather or not changed by any order, an equitable adjustment shall be made and the contract modified in writing accordingly: PROVIDED, HOWEVER, that except for claims based on defective specifications, no claim for any change under (b) above shall be allowed for any costs incurred more than 20 days before the CONTRACTOR gives written notice as therein required. And provided further, that in the case of defective specifications for which the OWNER is responsible, the equitable adjustment shall include any increased cost reasonably incurred by the CONTRACTOR in attempting to comply with such defective specifications.

(e) If the CONTRACTOR intends to assert a claim for an equitable adjustment under this clause, he must, within 30 days after receipt of a written change order under (a) above or the furnishing of a written notice under (b) above, submit to the OWNER a written statement setting forth the general nature and monetary extent of such claim, unless this period is extended by the OWNER. The statement of claim hereunder may be included in the notice under (b) above.

(f) No claim by the CONTRACTOR for an equitable adjustment hereunder shall be allowed if asserted after final payment under this contract.

11.3 The value of any Work covered by a Change Order or of any claim for an increase or decrease in the Contract Price shall be determined in one of the following ways:

11.3.1 Where the Work involved is covered by unit prices contained in the Contract Documents by application of unit prices to the quantities of the items involved. Should the Work (by quantity) be increased or decreased by 15 per cent from that stipulated in the Contract Documents, the OWNER and the CONTRACTOR may request adjustment of the unit prices by negotiation. If negotiation fails to reach agreement, then either party may request arbitration for the volume in excess of the 15 per cent differential.

11.3.2 By negotiated lump sum.

11.3.3 The actual cost for labor, direct overhead, materials, supplies, equipment, and other services necessary to complete the work plus a fixed amount to be agreed upon to cover the cost of general overhead and profit to be negotiated.

11.4 The term Cost of the Work means the sum of all costs necessarily incurred and paid by the CONTRACTOR in the proper performance of the Work. Except as otherwise maybe agreed to in writing by OWNER, such costs shall be in amounts no higher than those prevailing in the locality of the Project, shall include only the following items and shall not include any of the costs itemized in paragraph 11.5:

11.4.1 Payroll costs for employees in the direct employ of CONTRACTOR in the performance of the Work under schedules of job classifications agreed upon by OWNER and CONTRACTOR. Payroll costs for employees not employed full time on the Work shall be apportioned on the basis of their time spent on the Work. Payroll costs shall include, but not be limited to salaries and wages plus the costs of fringe benefits which shall include social security contributions, unemployment, excise and payroll taxes, workmen's compensation, health and retirement benefits, bonuses, sick leave, vacation and holiday pay applicable thereto. Such employees shall include superintendents and foremen at the site. The expenses of performing work after regular working hours, on Sunday or legal holidays shall be included in the above to the extent authorized by OWNER.

11.4.2 Cost of all materials and equipment furnished and incorporated in the Work, including costs of transportation and storage thereof, and manufacturers field services required in connection therewith. All cash discounts shall accrue to CONTRACTOR unless OWNER deposits funds with CONTRACTOR with which to make payments, in which case the cash discounts shall accrue to OWNER. All trade discounts, rebates and refunds, and all returns from sale of surplus materials and equipment shall accrue to OWNER, and CONTRACTOR shall make provisions so that they may be obtained.

11.4.3 Payments made by CONTRACTOR to the Subcontractors for Work performed by Subcontractors. If required by OWNER , CONTRACTOR shall obtain competitive bids from Subcontractors acceptable to him and shall deliver such Bids to OWNER who will then determine with the advice of ENGINEER, which Bids will be accepted. If a subcontract provides that the Subcontractor is to be paid on the basis of Cost of Work Plus a Fee, the cost of the Work shall be determined in accordance with paragraphs 11.4 and 11.5.

11.4.4 Costs of special consultants (including but not limited to, engineers, architects, testing laboratories, surveyors, lawyers and accountants) employed for services specifically related to the Work.

11.4.5 Supplemental costs including the following:

11.4.5.1 The proportion of necessary transportation, travelling and subsistence expenses of CONTRACTOR'S employees incurred in discharge of duties connected with the Work.

11.4.5.2 Cost, including transportation and maintenance, of all materials, supplies, equipment, machinery, appliances, office and temporary facilities at the site and hand tools not owned by the

workmen, which are consumed in the performance of the Work, and cost less market value of such items used but not consumed which remain the property of CONTRACTOR.

11.4.5.3 Rentals of all construction equipment and machinery and the parts thereof whether rented from CONTRACTOR or other in accordance with rental agreements approved by OWNER with the advice of ENGINEER, and the cost of transportation, loading, unloading, installation, dismantling and removal thereof--all in accordance with terms of said rental agreements. The rental of any such equipment, machinery or parts shall end when the use thereof is no longer necessary for the Work.

11.4.5.4 Sales, use or similar taxes related to the Work, and for which CONTRACTOR is liable imposed by any governmental authority.

11.4.5.5 Deposits lost for causes other than CONTRACTOR'S negligence, royalty payments and fees for permits and licenses. Costs for permits and licenses must be shown as a separate item.

11.4.5.6 Losses, damages and expenses, not compensated by insurance or otherwise, sustained by CONTRACTOR in connection with the execution of, and to, the Work, provided they have resulted from causes other than the negligence of CONTRACTOR, any Subcontractors, or anyone directly or indirectly employed by any of them or for whose acts any of them may be liable. Such losses shall include settlements made with the written consent and approval of OWNER. No such losses, damages and expenses shall be included in the Cost of Work for the purpose of determining CONTRACTOR'S fee. If however, any such loss or damage requires reconstruction and CONTRACTOR is placed in charge thereof, he shall be paid for his services a fee proportionate to that stated in paragraph 11.6.2.

11.4.5.7. The cost of utilities, fuel and sanitary facilities at the site.

11.4.5.8 Minor expenses such as telegrams, long distance telephone calls, telephone service at the site, expressage and similar petty cash items in connection with the Work.

11.4.5.9 Cost of premiums for additional Bonds and Insurance required because of changes in the Work.

11.5 The term cost of the Work shall not include any of the following:

11.5.1 Payroll costs and other compensation of CONTRACTOR'S officers, executives, principals, (of partnership and sole proprietorships), general managers, engineers, architects, estimators, lawyers, auditors, accountants, purchasing and contracting agents, expeditors, timekeepers, clerks and other personnel employed by CONTRACTOR whether at the site or in his principal or a branch office for general administration of the Work and not specifically included in the schedule referred to in subparagraph 11.4.1 -- all of which are to be considered administrative costs covered by the CONTRACTOR'S Fee.

11.5.2 Expenses of CONTRACTOR'S principal and branch offices other than his office at the site.

11.5.3 Any part of CONTRACTOR'S capital expenses, including interest on CONTRACTOR'S

capital employed for the Work and charges against CONTRACTOR'S for delinquent payments.

11.5.4 Cost of premiums for all bonds and for all insurance policies whether or not CONTRACTOR is required by the Contract Documents to purchase and maintain the same (except as otherwise provide in subparagraph 11.4.5.9.)

11.5.5 Costs due to the negligence of CONTRACTOR, any Subcontractors, or anyone directly or indirectly employed by any of them or for whose acts any of them may be liable including but not limited to, the correction of defective work, disposal of materials or equipment wrongly supplied and making good any damage to property.

11.5.6 Other overhead or general expense costs of any kind and the costs of any item not specifically and expressly included in paragraph 11.4.

11.6 The CONTRACTOR'S Fee which shall be allowed to CONTRACTOR for his overhead and profit shall be determined as follows;

11.6.1 A mutually acceptable firm fixed price; or if none can be agreed upon,

11.6.2. A mutually acceptable fixed fee based on the estimate of the various portions of the Cost of the Work.

11.7 The amount of credit to be allowed by CONTRACTOR to OWNER for any such change which results in a net decrease in cost, will be the amount of the actual net decrease. When both additions and credits are involved in any one change, the net shall be computed to include overhead and profit, identified separately, for both additions and credits.

11.8 Whenever the cost of any Work is to be determined pursuant to paragraphs 11.4 and 11.5, CONTRACTOR will submit in form prescribed by ENGINEER an itemized cost breakdown together with supporting data.

11.9 Allowances: It is understood that the CONTRACTOR has included in the Contract Price all allowances so named in the Contract Documents and shall cause the Work so covered to be done by such materialmen, suppliers, or Subcontractors and for such sums within the limit of the allowances as the ENGINEER may approve. Upon final payment, the Contract Price shall be adjusted as required and an appropriate Change Order issued. The CONTRACTOR agrees that the original Contract Price includes such sums as he deems proper for costs and profit on account of cash allowances. No demand for additional cost or profit in connection therewith will be allowed.

11.9.1 These allowances shall cover the cost to the CONTRACTOR less any applicable trade discount, of the materials and equipment required by the allowance delivered at the site, and all applicable taxes.

11.9.2. The CONTRACTOR'S costs for unloading and handling on site, labor, installation costs, overhead, profit and other expenses contemplated for the original allowance shall be included in the Contract Price and not in the allowance.

11.9.3 Whenever the cost, as described in 11.9.1 above, is more than or less than the allowance, the Contract Price shall be adjusted accordingly by Change Order. The amount of the Change Order will recognize changes, if any, in handling costs on the site, labor, installation costs, overhead, profit and other expenses, except that whenever unit price allowances are stipulated for brick, the Change Order will not include any cost as described in 11.5 above.

ARTICLE 12 - CHANGE OF THE CONTRACT TIME:

12.1 The Contract Time may only be changed by a Change Order. Any claim for an extension in the Contract Time shall be based on written notice delivered to OWNER and ENGINEER within ten days of the occurrence of the event giving rise to the claim. Notice of the extent of the claim with supporting data shall be delivered within forty-five days of such occurrence unless ENGINEER allows an additional period of time to ascertain more accurate data. All claims for adjustment in the Contract Time shall be determined by ENGINEER if OWNER and CONTRACTOR cannot otherwise agree. Any change in the Contract Time resulting from any such claim shall be incorporated in a Change Order.

12.2 The Contract Time will be extended in an amount equal to time lost due to delays beyond the control of CONTRACTOR if he makes a claim therefor as provided in paragraph 12.1. Such delays shall include, but not be restricted to, acts or neglect by any separate contractor employed by OWNER, fires, floods, labor disputes, epidemics, abnormal weather conditions, or acts of God.

12.3 All time limits stated in the Contract Documents are of the essence of the Agreement. The provisions of the Article 12 shall not exclude recovery for damages (including compensation for additional professional services) for delay by either parties.

12.4 No claim for delay shall be allowed because of failure to furnish Drawings until two weeks after demand for such drawings and not then unless such claim be reasonable.

12.5 This article does not exclude the recovery of damages for delay by either party under other provisions in the Contract Documents.

ARTICLE 13 - GUARANTY:

13.1 The CONTRACTOR shall guarantee all materials and equipment furnished and Work performed for a period of one (1) year from the date of SUBSTANTIAL COMPLETION. The CONTRACTOR warrants and guarantees for a period of one (1) year from the date of SUBSTANTIAL COMPLETION of the system that the completed system is free from all defects due to faulty materials or workmanship and the CONTRACTOR shall promptly make such corrections as may be necessary by reason of such defects including the repairs of any damage to

other parts of the system resulting from such defects. The OWNER will give notice of observed defects with reasonable promptness. In the event that the CONTRACTOR should fail to make such repairs or adjustments, in the Work that may be made necessary by such defects, the OWNER may do so and charge the CONTRACTOR the cost thereby incurred. The Performance Bond shall remain in full force and effect through the guarantee period.

ARTICLE 14 - PAYMENTS AND COMPLETION:

Payments to Contractors:

14.1 At least ten (10) days before each progress payment falls due (but not more often than once a month), the CONTRACTOR will submit to the ENGINEER a partial payment estimate filled out and signed by the CONTRACTOR covering the WORK performed during the period covered by the partial payment estimate and supported by such data as the ENGINEER may reasonably require. If payment is requested on the basis of materials and equipment not incorporated in the Work but delivered and suitably stored at or near the site, the partial payment estimate shall also be accompanied by such supporting data, satisfactory to the OWNER. The ENGINEER will, within ten (10) days after receipt of each partial payment estimate, either indicate in writing his approval of payment and present the partial payment estimate to the OWNER, or return the partial payment estimate to the CONTRACTOR indicating in writing his reasons for refusing to approve payment. In the latter case, the CONTRACTOR may make the necessary corrections and resubmit the partial payment estimate. The OWNER will, within sixty (60) days of presentation to him of an approved partial payment estimate, pay the CONTRACTOR a progress payment on the basis of the approved partial payment estimate. The OWNER may retain a portion of the amount otherwise due the CONTRACTOR. Except as State law otherwise provides, the amount the OWNER retains shall be limited to the following:

14.1.1 Withholding of not more than 10 per cent of the payment claimed until work is 50 per cent complete;

14.1.2 When Work is 50 per cent complete, reduction of the withholding to 5 per cent of the dollar value of all Work satisfactorily completed to date, provided that the CONTRACTOR is making satisfactory progress and there is no specific cause for greater withholding;

14.1.3 When the Work is substantially complete (operational or beneficial occupancy), the withheld amount shall be further reduced below 5 per cent to only that amount necessary to assure completion.

14.1.4 The OWNER may reinstate up to 10 per cent withholding if the OWNER determines, at its discretion, that the CONTRACTOR is not making satisfactory progress or there is other specific cause for such withholding.

Contractor's Warranty of Title:

14.2 The CONTRACTOR warrants and guarantees that title to all work, materials and equipment covered by an Application for Payment, whether incorporated in the Project or not, will have passed to the OWNER prior to the making of the Application for payment, free and clear of all liens, claims, security interests and encumbrances (hereafter in these General Conditions referred to as "Liens") and that no work, materials or equipment covered by an Application for Payment will have been acquired by the CONTRACTOR or by any other person performing the Work at the Site or furnishing materials and equipment for the Project, subject to an agreement under which an interest therein or encumbrance thereon is retained by the seller or otherwise imposed by the CONTRACTOR or such other person.

Approval of Payments:

14.3 The ENGINEER'S approval of any payment requested in an Application for Payment shall constitute a representation by him to the OWNER, based on the ENGINEER'S on-site observations of the Work in progress as an experienced and qualified design professional and on his review of the Application of Payment and the supporting data, that the Work has progressed to the point indicated; That, to the best of his knowledge, information and belief, the quality of the Work is in accordance with the Contract Documents (subject to an evaluation of the Work as a functioning Project upon Substantial Completion, to the results of any subsequent tests called for in the Contract Documents and any qualifications stated in his approval), and that the CONTRACTOR is entitled to payment of the amount approved. However, by approving any such payment,the ENGINEER shall not thereby be deemed to have represented that he made exhaustive or continuous on-site observations to check the quality or the quantity of the Work, or that he has reviewed the means, methods, techniques, sequences, and procedures of construction or that he has made any examination to ascertain how or for what purpose the CONTRACTOR has used the moneys paid or to be paid to him on account of the Contract Price, or that title to any Work, materials, or equipment has passed to the OWNER free and clear of any Liens.

14.4 The CONTRACTOR shall make the following certification on each request for payment:
"I hereby certify that the labor and materials listed on this request for payment has been used in the construction of this work or that all materials included in this request for payment and not yet incorporated into the construction are now on the site or stored at an approved location; and payment received from the last request for payment has been used to make payments to all first tier subcontractors and suppliers except as listed below."

14.5 The ENGINEER'S approval of final payment shall constitute an additional representation by him to the OWNER that the conditions precedent to the CONTRACTOR'S being entitled to final payment as set forth in paragraph 14.11 have been fulfilled.

14.6 The ENGINEER may refuse to approve the whole or any part of any payment if, in his opinion, he is unable to make such representations to the OWNER. He may also refuse to approve any such

payment, because of subsequently discovered evidence or the results of subsequent inspections or tests nullify any such payment previously approved, to such extent as may be necessary in his opinion to protect the OWNER from loss because:

14.6.1 The Work is defective, or completed Work has been damaged requiring correction or replacement,

14.6.2 The Work for which payment is request cannot be verified,

14.6.3 Claims or Liens have been filed or there is reasonable evidence indicating the probable filing thereof,

14.6.4 The Contract Price has been reduced because of Modifications,

14,6,5 The OWNER has been required to correct defective Work or complete the Work in accordance with paragraph 13.1,

14.6.6. Of unsatisfactory prosecution of the Work, including failure to clean up as required by paragraphs 6.29 and 6.30,

14.6.7. Of persistent failure to cooperate with other contractors on the Project and persistent failure to carry out the Work in accordance with the Contract Documents,

14.6.8. Of liquidated damages payable by the CONTRACTOR or,

14.6.9. Of any other violation of, or failure to comply with, the provisions of the Contract Documents.

14.7 Prior to Substantial Completion, the OWNER, with the approval of the ENGINEER and with the concurrence of the CONTRACTOR, may use any completed or substantially completed portions of the Work. Such use shall not constitute and acceptance of such portions of the Work.

14.8 The OWNER shall have the right to enter the premises for the purpose of doing work not covered by the Contract Documents. This provision shall not be construed as relieving the CONTRACTOR of the sole responsibility for the care and protection of the Work, or restoration of any damaged Work, except such as may be caused by agents or employees of the OWNER.

14.9 Upon completion and acceptance of the Work, the ENGINEER shall issue a certificate attached to the final payment request that the Work has been accepted by him under the conditions of the Contract Documents. The entire balance found to be due the CONTRACTOR, including the retained percentages, but except such sums as may be lawfully retained by the OWNER, shall be paid to the CONTRACTOR within thirty (60) days of completion and acceptance of the Work.

14.10 The CONTRACTOR will indemnify and save the OWNER or the OWNER'S agents harmless from all claims growing out of the lawful demands of Subcontractors, laborers, workmen, mechanics, materialmen, and furnishers of machinery and parts thereof, equipment, tools, and all supplies, incurred in the furtherance of the performance of the Work. The CONTRACTOR shall, at the OWNER'S request, furnish satisfactory evidence that all obligations

of nature designated above have been paid, discharged, or waived. If the CONTRACTOR fails to do so the OWNER may, after having notified the CONTRACTOR, either pay unpaid bills or withhold from the CONTRACTOR'S unpaid compensation a sum of money deemed reasonably sufficient to pay any and all such lawful claims until satisfactory evidence is furnished that all liabilities have been fully discharged whereupon payment to the CONTRACTOR shall be resumed, in accordance with the terms of the Contract Documents, but in no event shall the provisions of this sentence be construed to impose any obligations upon the OWNER to either the CONTRACTOR, any payment so made by the OWNER shall be considered as a payment made under the Contract Documents by the OWNER to the CONTRACTOR and the OWNER shall not be liable to the CONTRACTOR for any such payments made in good faith.

Acceptance of Final Payment as Release:

14.11 The acceptance by the CONTRACTOR of final payment shall be and shall operate as a release to the OWNER of all claims and liability to the CONTRACTOR other than claims in stated amounts as may be specifically excepted by the CONTRACTOR for all things done or furnished in connection with this Work and for every act and neglect of the OWNER and others relating to or arising out of this Work. Any payment however, final or otherwise, shall not release the CONTRACTOR or his sureties from any obligations under the Contract Documents or the Performance Bond and Payment Bonds.

ARTICLE 15 - SUSPENSION OF WORK AND TERMINATION:

Owner May Suspend Work:

15.1 The OWNER may, at any time and without cause, suspend the Work or any portion thereof for a period of not more than ninety days by notice in writing to the CONTRACTOR and the ENGINEER which shall fix the date on which Work shall be resumed. The CONTRACTOR will be allowed an increase in the Contract Price or an extension of the Contract Time, or both, directly attributable to any suspension if he makes a claim therefor as provided in Articles 11 and 12.

Work During Inclement Weather:

15.2 No Work shall be done under these Specifications except by permission of the OWNER when the weather is unfit for good and careful work to be performed. Should the severity of the weather continue, the CONTRACTOR, upon the direction of the OWNER, shall suspend all work until instructed to resume operations by the OWNER and the Contract Time shall be extended to cover the duration of the order. Work damaged during periods of suspension due to inclement weather shall be repaired and/or replaced by the CONTRACTOR. Any compensation for repairs or replacements shall be subject to approval of the OWNER.

Owner May Terminate:

15.3 If the CONTRACTOR is adjudged bankrupt or insolvent, or if he makes a general assignment for the benefit of his creditors, or if a trustee or receiver is appointed for the CONTRACTOR or for any of his property; or if he files a petition to take advantage of any debtor's act, or to reorganize under the bankruptcy or similar laws, or if he repeatedly fails to supply sufficient skilled workmen or suitable materials or equipment, or if he repeatedly fails to make prompt payments to Subcontractors or for labor, materials or equipment or he disregards laws, ordinances, rules regulations or orders of any public body having jurisdiction, or if he disregards the authority of the ENGINEER, or if he otherwise violates any provision of the Contract Documents, then the OWNER may without prejudice to any other right or remedy and after giving the CONTRACTOR and his surety seven days written notice, terminate the services of the CONTRACTOR and take possession of the Project and of all materials, equipment, tools, construction equipment and machinery thereon owned by the CONTRACTOR, and finish the Work by whatever method he may deem expedient. In such case the CONTRACTOR shall not be entitled to receive any further payment until the Work is finished. If the unpaid balance of the Contract Price exceeds the direct and indirect costs of completing the Project, including compensation for additional professional services, such excess shall be paid to the CONTRACTOR. If such costs exceed such unpaid balance, the CONTRACTOR or the Surety will pay the difference to the OWNER. Such costs incurred by the OWNER will be determined by the ENGINEER and incorporated in a Change Order.

15.4 Where the CONTRACTOR'S services have been so terminated by the OWNER, said terminations shall not affect any rights of the OWNER against the CONTRACTOR then existing or which may thereafter accrue. Any retention or payment of moneys by the OWNER due the CONTRACTOR will not release the CONTRACTOR from liability.

15.5 Upon seven days written notice to the CONTRACTOR and the ENGINEER, the OWNER may, without cause and without prejudice to any other right or remedy, elect to abandon the Project and terminate the Agreement. In such case, the CONTRACTOR shall be paid for all Work executed and any expense sustained plus a reasonable profit.

Removal of Equipment:

15.6 In the case of termination of this Contract before completion, for any cause whatever, the CONTRACTOR if notified to do so by the OWNER, shall promptly remove any part or all of his equipment and supplies from the property of the OWNER. Should the CONTRACTOR not remove such equipment and supplies, the OWNER shall have the right to remove them at the expense of the CONTRACTOR. Equipment and supplies shall not be construed to include such items for which the CONTRACTOR has been paid in whole or in part.

Contractor May Stop Work or Terminate:

15.7 If, through no act or fault of the CONTRACTOR, the Work is suspended for a period of more than ninety (90) days by the OWNER or under an order of court or other public authority, or the ENGINEER fails to act on any Application for Payment within thirty (30) days after it is submitted, or the OWNER fails to pay the CONTRACTOR any sum approved by the ENGINEER or awarded by arbitrators within thirty (30) days of its approval and presentation, then the

CONTRACTOR may, upon seven (7) days written notice to the OWNER and the ENGINEER, terminate the Agreement and recover from the OWNER payment for all Work executed and any expense sustained plus a reasonable profit. In addition and in lieu of terminating the Agreement, if the ENGINEER has failed to act on an Application for Payment or the OWNER has failed to make any payment as aforesaid, the CONTRACTOR may upon seven (7) days notice to the OWNER and the ENGINEER stop the Work until he has been paid all amounts then due.

Owner Furnished Equipment:

15.8 In case the OWNER furnishes equipment to the CONTRACTOR to install, but fails to deliver it to the CONTRACTOR as required and in case such failure causes the CONTRACTOR additional expense or need for extension of time, the CONTRACTOR may make such claims upon the OWNER and obtain adjustments as provided herein.

Liquidated Damages:

15.9 If the CONTRACTOR shall fail to complete the work within the contract time, or extension of time granted by the OWNER, then the CONTRACTOR will pay to the OWNER the amount for liquidated damages as specified in the Contract Documents for each calendar day that the CONTRACTOR shall be in default after the time stipulated in the Contract Documents.

ARTICLE 16 - DISPUTE SETTLEMENT:

16.1 All claims, disputes and other matters in question arising out of, or relating to, this Agreement or the breach thereof except for claims which have been waived by the making or acceptance of final payment as provided by paragraph 14.11, shall be decided in a court of competent jurisdiction.

ARTICLE 17 - MISCELLANEOUS:

17.1 Whenever any provision of the Contract Documents requires the giving of written notice it shall be deemed to have been validly given if delivered in person to the individual or to a member of the firm or to an officer of the corporation for whom it is intended, or if delivered at or sent by registered or certified mail, postage prepaid, to the last business address known to him who gives the notice.

17.2 If the OWNER fails to make payment thirty (60) days after approval by the ENGINEER, in addition to other remedies available to the CONTRACTOR, there shall be added to each such progress payment, interest at 1% per month commencing on the first day after said payment is due and continuing until the payment is received by the CONTRACTOR.

17.3 All Specifications, Drawings and copies thereof furnished by the ENGINEER shall remain his property. They shall not be used on another Project, and, with the exception of those sets which have been signed in connection with the execution of the Agreement, shall be returned to him on request upon completion of the Project.

17.4 The duties and obligations imposed by these General Conditions, and the rights and remedies available hereunder, and, in particular but without limitation, the warranties, guarantees and obligations imposed upon CONTRACTOR by paragraphs 6.36 and 14.3 and the rights and remedies available to OWNER and ENGINEER thereunder, shall be in addition to, and shall not be construed in any way as a limitation of, any rights and remedies available by law, by special guarantee or by other provisions of the CONTRACT DOCUMENTS.

17.5 Should the OWNER or the CONTRACTOR suffer injury or damage to its person or property because of any error, omission or act of the other or of any of his employee or agents or others for whose acts he is legally liable, claim shall be made in writing to the other party within a reasonable time of the first observance of such injury or damage.

17.6 The CONTRACT DOCUMENTS shall be governed by the law of the place of the Project.

Progress Charts and Requirements for Overtime Work

17.7 The CONTRACTOR shall within 5 days or within such time as determined by the OWNER after date of commencement of work prepare and submit to the OWNER for approval a practicable schedule, showing the order in which the CONTRACTOR proposes to carry on the work, the date on which he will start the several salient features (including procurement of materials, plans and equipment) and the contemplated dates for completing the same. The schedule shall be in the form of a progress chart of suitable scale to indicate appropriately the percentage of work scheduled for completion at any time. The CONTRACTOR shall enter on the chart the actual progress at such intervals as directed by the OWNER and shall immediately deliver to the OWNER three (3) copies thereof. If the CONTRACTOR fails to submit a progress schedule within the time herein prescribed, the owner may withhold approval of progress payment estimates until such time as the CONTRACTOR submits the required progress schedule.

If, in the opinion of the OWNER, the CONTRACTOR falls behind the progress schedule, the CONTRACTOR shall take such steps as may be necessary to improve his progress and the OWNER may require him to increase the number of shifts, or overtime operations, days of work, or the amount of construction plant, or update the progress schedule to reflect increased production for meeting the completion date, or all of them, and to submit for approval such supplementary schedule or schedules in chart form as may be deemed necessary to demonstrate the manner in which the agreed rate of progress will be regained, all without additional cost to the OWNER.

Failure of the CONTRACTOR to comply with the requirements of the OWNER under this provision shall be grounds for determination by the OWNER that the CONTRACTOR is not prosecuting the work with such diligence as will insure completion within the time specified. Upon such

MEASUREMENT AND PAYMENT

Measurement and payment for the following bid items shall be as described and shall include all material equipment, labor and testing to install and make operational a complete sewer system as detailed on the contract drawings and in these specifications.

FORCE MAIN

Payment for force main will include all labor equipment and materials to install force main as denoted on the construction plans and/or in the specifications. The item shall include all pipe fittings, trenching, bedding, marking tape, tracer wire, back fill, compaction and other items necessary to produce a functioning force main. Item shall be paid per installed and accepted linear foot.

SEWER MAIN (SDR-26), HDPE, OR OTHER

Payment for all sewer mains will be per linear foot for various diameter pipe measured from centerline of manhole to centerline of manhole in relation to the diameter of the pipe and the depth of cut as shown in the individual bid items.

STEEL CASING

Payment for steel casing will be per linear foot measured from end to end of casing along the centerline of pipe. Diameter and thickness shall be as noted in the plans and specifications. Bored or Open cut casing pipe shall include labor, equipment and materials to install bore at depth as shown on plans.

AIR RELEASE VALVE

The item shall include an air release valve with concrete manhole enclosure as required by the plans and specifications. The item shall be paid per each.

CONCRETE ENCASEMENT FOR SEWER LINE

Payment for concrete encasement for sewer line shall include furnishing and installing concrete to encase a proposed sanitary sewer line. Item shall include forming, material, haul, placement, compaction and testing necessary to meet the plans and specifications. Payment shall be per linear foot measured along the length of the sewer pipe and end of concrete. The item shall be paid per linear foot.

REMOVAL OF SEWER PIPE THROUGH EXISTING BOX CULVERT

Payment for removal of sewer pipe through existing box culvert shall be as indicated on the construction plans. The item shall include all labor, materials and equipment necessary to complete the item including proper patching of voids in the box culvert. The item shall be paid per linear foot.

MANHOLES

Payment for manholes will be per each and depth of manhole in appropriate depth bracket measured from lid of manhole to downstream invert. Depth shall be based on individual bid items.

DROP MANHOLE CONNECTION

Payment for drop manhole connection shall include furnishing and installing all hardware required to assemble a drop as detailed in the plans and specifications. Payment shall be per each.

DEMOLITION AND REMOVAL OF EXISTING MANHOLES

Payment for demolition and mobilization of existing manholes shall be as indicated on the construction plans. The item shall include the total removal of the manhole assembly and removal and disposal off site. The item shall include all disposal and transportation costs. The item shall be paid per each.

LIFT STATION

Item shall include all necessary labor, materials and equipment necessary to provide a functioning lift station based on the plans and specifications. The item shall include but not limited to clearing and grubbing, borrow material, crushed aggregate, concrete wet well, pumps, electrical, disconnect, valve pit, gages, service pole, meter box, lifting chain, guide rail, chain link fence with gates and other misc. equipment as required by the plans. The item shall be lump sum and paid as a percentage complete based on the engineer's determination at the time of the estimate.

SEWER SERVICE TEE

Payment for sewer service tee will be per each at the bid size. Price shall include all labor, materials and equipment necessary to install sewer service tee based on plans and specifications.

SANITARY SEWER SERVICE TAP

Payment for sanitary sewer service tap will be per each at the bid size. Price shall include all labor, materials and equipment necessary to install sanitary sewer service tap based on plans and specifications.

PVC SEWER SERVICE LINE

Payment for sewer service will be per linear foot for various diameter pipe measured from end of sewer tee to the fitting on the cleanout to the nearest whole foot. Item shall include all labor, equipment and materials necessary to install all equipment.

SEWER CLEANOUT

Payment for sewer cleanout will be per each to include all labor, materials and equipment at the bid size. Price shall reflect depth as necessary to provide sanitary sewer service to project area.

REMOVAL OF EXISTING SEPTIC TANK

Payment for abandonment septic tank shall be as indicated on the construction plans. The item shall include the removal of the septic tank lid and proper disposal of all components from the removal process. Necessary backfill required for the void shall be included in the item. Item shall include any necessary reconnection fittings or pipe to make the facility a fully functioning sanitary sewer service. The item shall include all labor, equipment and materials necessary for removal of existing septic tank. Bypass pumping shall be an absorbed portion of this item should it be necessary for the installation. The item shall be paid per each.

WATER SERVICE REPAIR

Payment for water service repair shall include all fittings, tubing, curb stop, corporation stop, tapping saddle and misc materials, labor and equipment to repair existing water services in conflict with construction or as directed by the engineer. Item shall be paid per each.

CRUSHED AGGREGRATE

Payment for crushed aggregate shall include furnishing and installing material as specified in the plans and specifications. Crushed aggregate shall be installed as a base material for the pavement repairs. Crushed aggregated may be used for a temporary riding surface. Temporary riding surface will be removed prior to pavement repairs and moved to another location as directed by the engineer at no additional cost to the project. Payment shall be per ton from certified scales.

SELECT FILL MATERIAL

Payment for select fill material will be based on loose vehicular measurement. Haul vehicles shall be measured and volumes calculated. It shall be the discretion of owner as to the overall percentage full of haul material. Item shall include material, haul, placement and testing necessary to meet the plans and specifications.

CONCRETE SIDEWALK REPAIR

Payment for concrete sidewalk repair shall include furnishing and installing sidewalk to match removed concrete sidewalk. Item shall include forming, material, haul, placement, compaction and testing necessary to meet the plans and specifications Item shall not be used for damage to sidewalk as a result of poor construction methods or neglect from the contractor. Payment shall be per square yard measured at the back of the curb.

CONCRETE PAVEMENT REPAIR

Payment for concrete pavement repair shall include furnishing and installing concrete pavement as specified in the plans and specifications. Item shall include forming, material, haul, placement compaction and testing necessary to meet the plans and specifications. Payment shall be per square yard.

ASPHALT PAVEMENT REPAIR

Payment for Hot Mix Asphalt shall include furnishing and installing asphalt pavement as specified in the plans and specifications. Item shall include material, haul, placement compaction and testing necessary to meet the plans and specifications. Payment shall be per square yard.

GROUTED RIPRAP

Payment for grouted rip rap shall include furnishing and installing filter fabric, grading, rock, grout, etc. as required by the plans and specifications. Item shall include all materials, labor and equipment. Payment shall be made by square yard based on the amount of material in place. Square yardage shall not include toe walls which will be included in the total project amount.

REMOVE AND RESET RIPRAP

Payment for removal and reset of grouted rip rap shall include furnishing and installing filter fabric, grading, additional rip rap, grout, etc. as required by the plans and specifications. Item shall include all materials, labor and equipment. Payment shall be made by square yard based on the amount of material in place. Square yardage shall not include toe walls which will be included in the total project amount.

REMOVAL OF EXISTING STEEL CASING

Payment for removal of existing steel casing shall be as indicated on the construction plans. The item shall include all labor, materials and equipment necessary to complete the removal item including proper disposal of steel casing. The item shall be paid per linear foot.

REMOVE AND REPLACE FENCE

Payment for removal of fence shall be per linear foot as measured along the existing fence prior to removal. Item shall include but not be limited to all labor, equipment, supplies and materials necessary to completely remove various types of existing fence, posts and concrete base if present, gates, wire and other hardware, and replace with a similar fence with similar components to match existing components as specified in the plans and specifications.

CONCRETE

Payment for concrete shall include furnishing and installing concrete with specified class as specified in the plans and specifications. Item shall include forming, material, haul, placement compaction and testing necessary to meet the plans and specifications. Item shall include reinforcing steel, grates, etc. as necessary and required. Payment shall be per cubic yard.

REMOVAL OF STORM SEWER PIPE

Payment for removal of storm sewer pipe shall be as indicated on the construction plans. The item shall include the total removal of cross drain and side drain pipe and removal and disposal off site. The item shall include all disposal and transportation costs. The item shall be paid per linear foot.

REINFORCED CONCRETE PIPE (R.C.P)

Payment for all drainage pipe will be per linear foot for various diameter pipe measured from end of pipe to end of pipe installed in relation to the diameter of the pipe.

CORRUGATED PLASTIC PIPE

Payment for corrugated plastic pipe shall be per linear foot as measured along the constructed pipe. Item shall include but not be limited to all labor, equipment, supplies and materials necessary to furnish, construct and install pipe, fittings, bedding, as specified in the plans and specifications.

CLEARING AND GRUBBING

Payment for clearing and grubbing shall include removal of all items within the required limits of construction necessary to complete the project based on the construction plans and specifications. Payment shall include off site removal of all items removed during clearing and grubbing. Item shall include all materials, labor and equipment necessary to meet the plans and specifications. Payment

shall be lump sum.

GRASSING

Payment for grassing work shall include furnishing and installing seeding, fertilizer, lime and other components required to establish permanent grassing. Grassing shall include final grading prior to installation of seeding materials. The unit measurement shall be lump sum and based on the percentage of area completed in full to date at time of estimate.

EROSION CONTROL

Payment for Erosion Control shall include furnishing, installing and maintaining wattles, silt fence or other measures as required by current Mississippi Department of Environmental Quality standards. Wattles and silt fence shall be installed and maintained to prevent erosion under or excess siltation within 24 hours of a rain event. The unit measurement shall be Lump Sum and shall include any required maintenance.

MOBILIZATION

Payment for mobilization shall enable contractor to assemble materials, equipment, etc. on site, to prepare for construction. The unit measurement shall be lump sum. Mobilization shall be paid 50 percent at 5 percent of construction complete and 100 percent at 25 percent of construction complete.

MAINTENANCE OF TRAFFIC

Payment for maintenance of traffic will be lump sum. Item shall include all materials, labor and equipment to maintain traffic based on the current MUTCD or as required by the engineer.

TECHNICAL SPECIFICATIONS

SANITARY SEWERAGE SYSTEMS

1.0 GENERAL

This item shall consist of furnishing all of the necessary materials, supervision, labor, tools, equipment and incidentals, and the installation of various types and sizes of sewer pipe and related items in accordance with the Contract Drawings and Specifications, as stated in the Proposal.

2.0 APPLICABLE PUBLICATIONS

The following publications form a part of this Specifications and where referred to by basic designation only, are applicable to the extent indicated. The latest editions of the publications referenced shall apply to the work.

AMERICAN SOCIETY FOR TESTING AND MATERIALS (ASTM)

A 139/139M Electric-Fusion (Arc) Welded Steel Pipe (HPS 4 inch and over).

A 252 Welded and Seamless Steel Pipe Piles.

C 31/C 31M Making and Curing Concrete Compressive and Flexural Strength Test Specimens in the Field.

C 33 Specifications for Concrete Aggregate

C 39/C 39M Compressive Strength of Cylindrical Concrete Specimens.

D 1248 Polyethylene Plastics Extrusion Materials for Wire and Cable

D 1784 Rigid Poly(Vinyl Chloride)(PVC) Compounds and Chlorinated Poly (Vinyl Chloride)(CPVC) Compounds.

D 2412 Determination of External Loading Characteristics of Plastic Pipe by Parallel Plate Loading.

D 2922 Density of Soil and Soil Aggregate in place by Nuclear Methods (Shallow Depths).

D 3034 Specifications for Type PSM Poly (Vinyl Chloride) (PVC) Sewer Pipe and Fittings.

D 3212 Joints for Drain and Sewer Plastic Pipes using Flexible Elastomeric Seals.

F 477 Specifications for Elastomeric Seals (Gaskets) for Joining Plastic Pipe.

F 794 Poly (Vinyl Chloride)(PVC) Profile Gravity Sewer Pipe and Fittings Based on Controlled Inside Diameter.

AMERICAN NATIONAL STANDARDS INSTITUTE (ANSI)

A21.10 Ductile Iron Fittings, 3 inch through 48 inch for Water and other Liquids.

A21.11 Rubber Gasket Joints for Ductile Iron Pressure Pipe and Fittings.

A21.50 Ductile Iron Pipe, Design Requirements

A21.51 Ductile Iron Pipe, Centrifugally Cast in Metal Molds or Sand-lined Molds, for Water or other Liquids.

AMERICAN WATER WORKS ASSOCIATION (AWWA)

C 104 Cement-Mortar Lining for Ductile Iron Pipe and Fittings for Water and Other Liquids.

C 106 Cast Iron Pipe Centrifugally Cast in Metal Molds, for water and other Liquids.

C 110 Ductile Iron Fittings, 3 inch through 48 inch, for Water and Other Liquids.

C 111 Rubber Gasket Joints for Ductile Iron Pressure Pipe and Fittings.

C 151 Ductile Iron Pipe, Centrifugally Cast in Metal Molds or Sand-Lined Molds, for Water or other Liquids.

AMERICAN ASSOCIATION OF STATE HIGHWAY & TRANSPORTATION OFFICIALS (AASHTO)

T-88 Particle Size Analysis of Soils.

T-89 Determining the Liquid Limit of Soils.

T-90 Determining the Plastic Limit and Plasticity Index of Soils.

T-99 Moisture Density Relations of Soils Using a 5.5 lb. Rammer and 12 inch Drop.

T-191 Density of Soil In-Place by the Sand-Cone Method.

MISSISSIPPI DEPARTMENT OF TRANSPORTATION

Standard Specifications for Road and Bridge Construction Current Edition.

3.0 SUBMITTALS

The following submittals shall be required for the respective materials used in the work. All submittals shall be submitted through the Contractor to the Engineer.

3.1 Ductile Iron Pipe: The following submittals shall be required for ductile iron pipe systems utilized on the project. The Contractor shall furnish manufacturer's certificates certifying that the pipe and fittings conform to the requirements as specified hereinafter under Article 4.0, Materials. In addition, the submittals shall include the following:

A. Joints: The following shall be required for ductile iron joints.

1. Drawings or Manufacturer's Catalogue data indicating dimensions and tolerance.

2. Gaskets shall be tested in accordance with the respective standards as indicated in ANSI 21.11 and results shall be included in the submittals. Test shall be for similar materials on the gaskets and be not more than one year old.

3. Mechanical Joints: Should the Contractor elect to use mechanical joints in lieu of push-on joints, manufacturer's data shall be submitted in accordance with the "Special Requirements for the Mechanical Joint" as stated in ANSI 21.11 (AWWA C 111).

B. Ductile Iron Pipe Submittal Shall Include the Results of:

1. Tension Test
2. Impact Test
3. Low Temperature Impact Test

Sampling procedure shall be as indicated in ANSI 21.51.

3.2 PVC Pipe: The Contractor shall submit manufacturer's certificate certifying that the pipe and fittings conform to the requirements as specified hereinafter under Article 4.0, Materials. In addition, the Contractor shall submit the following:

A. PVC Piping: PVC Pipe shall be sampled, tested, and inspected in accordance with the provisions of ASTM D3034. Copies of test results shall be attached. Test results shall be similar material and not be more than one year old from the date of material delivery.

B. Joints: The following submittals shall be required for PVC joints.

1. Certificate with test results for joints for compliance to ASTM D 3212. Gaskets shall conform to ASTM F 477. Test results shall be for similar material and not be more than one year old.

4.0 MATERIALS

4.1 Gravity Sewer Pipe: Where the type of gravity sewer piping is not indicated on the

plans, the Contractor shall furnish polyvinyl chloride (PVC) pipe.

The Contractor shall be restricted to furnishing the exact type of pipe material where indicated on the Contract Drawings.

The Contractor shall be limited to the use of only one type of pipe (so selected by the Contractor and indicated on the Proposal Form) and shall not change the type of gravity sewer pipe except as follows:

1. Where indicated on the plans, or

2. If permitted in writing by the Engineer.

A. Ductile Iron Pipe: Ductile iron shall be designed in accordance with the latest revision of ANSI/AWWA C150/A21.50 for a minimum 50psi.

Ductile Iron Pipe shall be manufactured in accordance with the latest revision of ANSI/AWWA C151/A21.51. Each pipe shall be subjected to a hydrostatic pressure test of at least 500 psi at the point of manufacture.

Pipe shall be standard asphaltic coating on the exterior. Pipe shall also have a Protecto 401 lining on the interior.

The class or nominal thickness, net weight without lining, and casting period shall be clearly marked on each length of pipe. Additionally, the manufacturer's mark, country where cast, year in which the pipe was produced, and the letters "DI" or "Ductile" shall be cast or stamped on the pipe.

All pipe shall be furnished with Push-On Type Joints, such at Tyton or Fastite. Joints shall be in accordance with ANSI/AWWA C111/A21.11, of latest revision, and be furnished complete with all necessary accessories.

Fittings shall be ductile iron. Fittings shall conform to the latest revision of either ANSI/AWWA C600.

B. PVC Pipe : PVC gravity sewer pipe and fittings shall conform to the requirements of ASTM D 3034 with an SDR of 26 and a minimum stiffness of 46 lb./in. - in and 115 lb./in. - in, respectively. Joints for sewer pipe shall be either push-up or mechanical conforming to the requirements of ASTM 3212. Gaskets for sewer pipe shall conform to the requirements of ASTM F 477.

Approved adaptors shall be used for making connections between PVC pipe and concrete manholes.

C. Service Laterals: Service laterals for local services shall consist of fittings, pipe lengths, and connections of 6 inch or 4 inch pipe. The fittings, pipe lengths and plugs shall be of

the same material as the run pipe unless otherwise indicated on the Contract Drawings. The modified sewer tees shall be an integral part of the run pipe. The remainder of the branch shall consist of standard fittings (elbows, reducers, and lengths of pipe) in accordance with the manufacturer's standard products and as specified. Pipe lengths and joint connections shall meet the specified requirements for the type materials used.

All service lines shall extend a maximum of up to 5 feet from house fronts of residences and public buildings and up to the property lines of businesses.

4.2 Casing Pipe: Steel pipe utilized as casing at locations shown on the Contract Drawings shall be new round piling pipe conforming to the requirements of ASTM A 252 or A 139. Casing diameter shall be adequate to allow pushing of the specified diameter of sewer pipe or force main and make proper connections at the ends. Minimum Wall Thickness for steel casing is 0.25 inch. (Hwy) and 0.28 inch (RR).

4.3 Wash Gravel Bedding Material: Select Granular material for pipe bedding shall be coarse concrete aggregate. The coarse concrete aggregate shall conform to the gradation sizing Number 467 specified in Table 2 of ASTM Standard Specification C-33. (See Following Table:)

SIZE NO. 467

Nominal Size (Sieves w/Square Openings)	Percent Passing by Weight
2"	100
1 - ½"	95 - 100
3/4"	35 - 70
3/8"	10 - 30
No. 4	0 - 5

4.4 Stabilization Material: Stabilization Material shall be a pit run mixture of sand and gravel. The sand shall be hard, sharp and durable particles. All gravel shall pass a 1 - ½" sieve.

4.5 Clay Gravel Material: Clay Gravel Material shall meet MDOT Standards Class 6, Group C.

4.6 Concrete: Concrete shall be in accordance with the requirements of Technical Specifications - CONCRETE

4.7 Select Backfill: General : The select material shall be composed of a natural or artificial mixture of sand, silt, clay or soil binder or other material of satisfactory cementing value. The sand shall be hard, sharp, and durable particles, preferably siliceous. The binder shall be a grade

of clay or other material having satisfactory cementing qualities and shall be homogenous in character, free from vegetable matter, clay balls or other deleterious substances that cannot be classed as serviceable base material.

A. Gradation: Any coarse aggregate contained in the material shall pass the one and one-half (1-1/2), sieve and not more than thirty-five percent (35%) shall be retained in the Number 10 sieve. The plasticity index (P.I.) shall not exceed 12, nor shall the liquid limit exceed 30.

The composite selected sand-clay material passing the Number 10 sieve shall conform to the following minimum and maximum gradation limits:

Sieve	Percent Passing by Weight
Number 40	40 - 85
Number 60	30 - 70
Number 270	8 - 30
Silt (.05 to .005 mm)	3 - 15
Clay (Passing .005 mm)	3 - 15

4.8 Backfill: All other backfill shall consist of excavated material removed from the trench unless otherwise directed by the Engineer. CONTRACTOR shall separate poor and acceptable material during excavation. Failure to separate material shall require CONTRACTOR to furnish acceptable backfill at no additional cost to the project.

5.0 CONSTRUCTION:

5.1 Earthwork:

A. Site Preparation: Topsoil shall be stripped and stockpiled in accordance with Technical Specifications - Restoration of Roads, Driveways, Fences, Lawns, and other Grassed Areas.

All vegetation such as brush, heavy sod, heavy growth of grass, decayed vegetative matter, rubbish and any other unsuitable material within the area of trenching shall be stripped or otherwise removed before the trenching is started, and in no case shall such objectionable material be allowed in the trench.

Stripping operation shall be to a depth of not less than 6 inches in all cases.

B. Asphalt or Concrete Removal: Before trenching operations begin, the existing asphalt or concrete pavement shall be scored or cut to a proper depth to give a straight verticle edge when removed. The asphalt or concrete shall be disposed of offsite by the Contractor. While removing the asphalt or concrete in the trench line, never shall the adjacent asphalt be raised or pulled from its base.

C. Trenching: The Contractor shall determine all requirements for trench dimensions,

alignment, and grades. The trench shall be excavated in conformance with all federal, state and local regulations for the protection of the workmen. Shoring, sheeting and/or a moveable form shall be used as required to provide earth stability during the laying operations.

The final excavation of the trench for the pipe installation shall be a indicated on the Plans. Minor variations in horizontal (within the permanent easement) or vertical alignment during construction shall be made during construction (with the Engineer's approval) to facilitate ease of installation and operation (due to potential conflicts; i.e., utility conflict) at no additional cost to the Owner except for additional piping, if any. The trench from the top of the pipe down to the bottom of the bedding shall be of a consistent width as indicated on the plans. Should the excavated width of the trench be larger than the design width, the Engineer may direct that a higher type or class of bedding be used; or other adjustments be made to increase the load carrying capacity of the pipe.

The Contractor shall not excavate more trench in advance of pipe laying than is necessary to perform the work efficiently. No more than 100 feet of open trench shall be allowed unless approved by the Engineer.

Excavated material shall be placed in a manner that will not obstruct sidewalks, driveways, or other structures. Excavated material shall not be placed so as to surcharge the walls and jeopardize trench stability.

If adequate area is not available on the construction site, the CONTRACTOR will be required to stockpile material off site Owner shall not bear any additional expense.

Ledge Rock, bolders and large stones shall be removed to provide a minimum clearance of 4 inches (10 cm) below and on each side of all pipes.

D. Disposal: The Contractor shall satisfactorily dispose of all excess earth from excavations either in approved (by the Engineer) areas within the construction limits or away from the project in disposal sites obtained by the Contractor.

The Contractor will be permitted to mound excess earth over the trench to a maximum depth of 12 inches above the original ground surface or finished grade where the trench is located in unimproved property. Wasting of excess excavated material will not be permitted within any road ROW. All material within the construction limits shall be placed so that natural drainage is maintained and the surface shall be graded to a smooth and uniform appearance. The disposal of waste and excess excavating materials, including hauling, handling, grading, and surfacing shall be subsidiary obligation of the contractor and no separate payment will be made. Therefore, the cost of such work shall be included in the Contract Unit Price for installation of sewer pipe.

E. Dewatering: The site shall be kept free of surface water at all times. The Contractor shall install drainage ditches and dikes and shall perform all pumping and other work necessary to divert or remove rainfall and other accumulations of surface water from the excavations. The

diversion and removal of surface water shall be performed in a manner that will prevent the accumulation of water behind temporary structures or at any other locations within the construction area where it may be detrimental. The Contractor shall provide, install, and operate sufficient trenches, sumps, pumps, hoses, piping, well points, deep wells, etc., necessary to depress and maintain the ground water level at least one foot below the base of the excavation during all stages of construction operations. The ground water table shall be lowered in advance of excavation and maintained a minimum of one foot below the lowest excavation subgrade made until the structure has sufficient strength and weight to withstand horizontal and vertical soil and water pressures.

Where groundwater is encountered, the Contractor shall make the effort necessary to secure a dry trench bottom before laying pipe. In sandy and in other suitable type soils, dewatering shall be done by well pointing. If, in the opinion of the Engineer, the Contractor has failed to obtain an absolutely dry trench bottom by insufficient use of all known methods of trench dewatering, the Engineer may order the Contractor to excavate below grade and place not less than 6 inches of graded crushed stone fill material over the trench bottom to form trench drains to suitably located sumps and to remove the water by bailing or pumping. The graded crushed stone fill material shall be placed at the Contractor's own expense and shall be of such depth that there shall be not water in bell holes at the time of coupling pipe. All costs of equipment, labor, and materials required for dewatering shall be included in the pipe laying operation.

F. Bedding: The Contractor shall satisfactorily shape the trench area (to specified line, grade and cross section) to receive bedding material. The bottom of the trench shall be undisturbed soil. Should the Contractor over excavate the trench without direction from the Engineer, the trench shall be brought up to grade with select backfill and compacted to at least 90% of maximum laboratory density as measured by AASHTO T 99. Such additional work and materials for over excavation without direction of the Engineer shall be at the expense of the Contractor.

Holes for the bells shall be provided at each joint in the subgrade or in the granular fill bedding material as required. The holes shall be no larger than necessary for joint assembly and assurance that the pipe barrel will lie flat on the material. The Contractor shall install the proper bedding for the respective type of pipe and depth of installation as shown in the details and schedules on the plans. When depths vary in a particular manhole run, the Contractor shall change bedding systems in accordance with the depth installation requirements.

1. Stabilization Materials: When the subgrade is found to be unstable or to include ashes, refuse, organic material, or other unsuitable material, the Engineer may direct that the subgrade be over excavated to remove such material. The depths of over excavation shall be as directed by the Engineer. Stabilization material shall be placed into the over excavated area of the trench and shall be paid for in accordance with these specifications. Stabilization shall be compacted to at least 90% of maximum laboratory density in six inch lifts.

2. Bedding Materials: As detailed in the plans, bedding material shall be placed to the

specified depth below the pipe and tamped to a minimum of 90% of maximum laboratory density as determined in accordance with AASHTO T 99. Following placement of pipe, additional bedding material shall be placed and consolidated under the haunches of the pipe. Special tools shall be required to work the material into place and leave no voids beneath the pipe. The bedding material shall be tamped along the spring line (or along the top of the bedding material as indicated) of the pipe to sufficiently compact the material insofar as practical.

The Engineer may direct additional moisture be added to the bedding material to aid in the compaction effort. Mechanical tampers may be employed to aid the process. Depending on the particular bedding required , additional bedding shall be added and tamped to a minimum of 90% of maximum laboratory density, with AASHTO T-99.

3. Select Backfill: Select backfill shall be placed in 6 inch lifts and tamped to a minimum laboratory density with AASHTO T-99. Overall depth of the select backfill shall be as directed by the Engineer.

4. Normal Condition Bedding: Under normal conditions the trench bottom shall be undisturbed earth shaped to the specified line, grad, and cross section with proper bell holes at each joint to insure that pipe barrel lies flat on trench bottom. The bedding material will be selected native materials excavated from the trench and placed in two lifts. The first lift being placed up to the spring line of the pipe and extending out to the trench walls and hand tamped to a minimum of 90% of maximum laboratory density. Special care shall be used in placing and tamping bedding to insure no voids under the haunches of the pipe. The second lift shall extend to approximately 6" above pipe (Material permitting) and hand tamped to 90% density.

5. Backfilling: Upon completion of placement of select material the excavated materials shall be immediately placed back into the trench. Specific requirements are:

a Backfill requirements for road crossings, parking lots, driveways, and sidewalks shall be in accordance with Technical Specifications - RESTORATION OF ROADS,DRIVEWAYS, FENCES, LAWNS, AND OTHER GRASSED AREAS.

b. Backfill requirements for unimproved areas (pastures, wooded areas) shall consist of placement and shaping of the soil in such a manner as to allow maximum natural consolidation. No compaction of the general backfill in the unimproved areas will be required, except that caused by conventional shaping equipment.

c. No debris shall be used as backfill which has a volume in excess of one-half of one cubic foot or a weight excess of 75 pounds.

6. Sheeting Removal: Wooden sheeting or other thick sheeting or shoring members which have been driven or otherwise placed along the trench walls to an elevation below the spring line of the pipe shall be cut off at the spring line or higher and left in place.

7. Grading and Grassing: Final grading and grassing shall be in accordance with

5.2 PIPE HANDLING AND STORAGE: Pipe shall be handled, staked, and stored in accordance with manufacturer's printed literature. The Contractor shall provide security as required to prevent damage by vandals. PVC pipe shall be shaded from sunlight for extended lengths of time. Pipe damaged during storage and handling shall be rejected.

5.3 PIPE LAYING: Pipe laying shall proceed upgrade with the spigot ends of the bell-and-spigot pipe and tongue ends of the tongue and groove pipe jointing in the direction of flow. Each pipe shall be laid true to line and grade and in such a manner as to form a close concentric joint with the adjoining pipe and to prevent sudden offsets of the flow line. As the work progresses, the interior of the sewer shall be cleared of all dirt and superfluous materials of every description. Where cleaning after laying is difficult because of small pipe size, a suitable swab or drag shall be kept in the pipe and pulled forward past each joint immediately after the jointing has been completed. Trenches shall be kept free of water and pipe shall not be laid when the condition of the trench or the weather is unsuitable for such work. At times when work is not in progress, open ends of pipe and fittings shall be securely and satisfactorily closed so that no trench water earth, or other substance will enter the pipe or fittings.

Pipe laying shall be performed in such a manner that no foreign material enters the pipe. The Engineer may require that before lowering pipe, heavy canvas bags be placed over each end, and left in place until joints are ready to be made. If water is in the trench, the seals shall remain in place until the trench is pumped completely dry. If conditions are unsuitable, no pipe shall be laid until satisfactory laying conditions are obtained in accordance with the above specified requirements.

The Contractor shall utilize a commercial grade laser beam specifically manufactured to aid in maintaining grade and alignment of pipelines during installation. The primary unit shall be mounted on a heavy duty base and firmly anchored in the downstream manhole of the reach under construction. The maximum distance shall not exceed four hundred feet (400') per set-up.

Each joint of pipe shall be installed using an approved target to align the pipe with the projected laser beam. The methods and procedures shall be in strict accord with the manufacturer's recommendations and instructions. Proper ventilation shall be maintained at all times. Care shall be exercised in order to prevent bumping or misalignment of the projected bean. Sewer lines shall be laid such that the installed variation of invert elevations when compared with the construction plans does not exceed 0.05 feet. Sewer lines in which said variation exceeds 0.05 feet may be rejected. Sewer pipe shall be visually inspected for alignment by lamping, televising or by other appropriate means to determine alignment.

Whenever a movable steel box is used in place of sheeting, the Contractor shall take care to prevent the pipe from moving when the steel box is moved.

5.4 PIPE JOINTING: Piping shall be jointed in accordance with the manufacturer's printed recommendations. Gaskets shall be firmly set within the bells and grooves as required. The manufacturer's recommended lubricant or an approved equal shall be applied for slip type joints.

A. PVC Pipe Joint Construction: The bell and spigot ends of PVC sewer pipe shall be cleaned of all foreign material that could interfere with proper assembly of the joints. The spigot ends shall be cleaned one inch (1") beyond the joint assembly reference mark.

The spigot end of the pipe shall be thoroughly lubricated in accordance with the manufacturer's recommendations. The coating should be the equivalent of a brush coat of enamel paint and maybe applied by hand, cloth, pad sponge or glove.

The lubricated spigot end shall be inserted into the bell keeping the pipe length in proper alignment. The bell shall be braced while the spigot end is pushed in under the rubber ring, so that previously competed joints in the line will not be closed up. The spigot end shall be pushed into the bell until the reference mark is flush with the end of the bell.

Generally, the installation and jointing of PVC Pipe shall conform to the requirement so the latest edition of ASTM D-2321, "Underground Installation of Flexible Thermoplastic Sewer Pipe".

B. Ductile Iron Pipe Joint Construction: The installation and jointing of ductile iron pipe and shall generally conform to the applicable provisions of AWWA Standard Specifications C-600 for pipe laying.

Where mechanical joint pipe is used, the surfaces which come in contact with the gasket shall be thoroughly brushed with a wire brush just prior to assembly. The gasket should be brushed with soapy water prior to installation to remove loose dirt and to lubricate gasket as it is forced into its retaining space.

When tightening bolts, it is essential that the gland be brought up toward the pipe flange evenly. The bolts should be partially tightened; the bottom bolt first, then the top; next the bolts on either side; and last , the remaining bolts. Overstressing of bolts to compensate for poor installation will not be permitted. Bolt torque shall be in accordance with manufacturer's specifications.

All joints of whatever type shall be completely water tight after being subjected to the required tests.

C. Jointing Dissimilar Pipes: Suitable adaptor couplings are required for connecting dissimilar pipes. The couplings shall be approved by the Engineer before installation.

5.5 STREAM CROSSING: Ductile iron pipe Class 50 shall be used as shown on the Drawings. Granular fill, concrete, and concrete collars shall be placed or constructed as shown on

the contract drawings.

5.6 SERVICE LATERALS (LINES): Modified sewer tees shall be installed on the run pipe at the appropriate field locations. Service lines of the sizes specified shall be laid to a uniform grade so that the customer being served can be tied-in using good construction practices. All tamping and backfilling operations shall be performed the same as on main line pipe. Removable plugs shall be securely installed in pipe ends and a 2" x 2" treated post extending 12" above the ground line shall mark the pipe end location.

5.7 BORINGS: Borings shall be accomplished in accordance with Mississippi State Highway Department or Railway Standards. The contractor shall provide all necessary sheeting, bracing, cribbing, supports and appurtenances to insure the proper line and grade throughout the entire length of the crossing.

A. Casing Pipe: Casing Pipe shall be installed as indicated on the Contract Drawings. Joints shall be completely welded to provide structural integrity and shall be water tight.

B. Carrier Pipe: Carrier pipe may be any of the allowed options of piping. However, the piping and joints shall be capable of withstanding the stress exerted by pushing the pipe within the casing.

C. Carrier Pipe Supports: Supports for the carrier pipe shall be as recommended by the manufacturer for such installation. Supports shall be spaced to adequately support the piping under surcharged sewage conditions.

D. Casing Seal: The annulus between the casing and carrier pipe shall be sealed at each end with a quick setting grout.

5.8 RELATION TO WATER MAINS:

A. Horizontal Separation: Whenever possible, sewers should be laid at least 10 feet, horizontally, from any existing or proposed water main. Should local conditions prevent a lateral separation of 10 feet, a sewer may be laid closer that 10 feet to a water main if:

1. It is laid in a separate trench.

2. It is laid in the same trench with the water mains located at one side on a bench of undisturbed earth.

3. In either case the elevation of the crown of the sewer is at least 18 inches below the invert of the water main.

B. Vertical Separation: Whenever sewers must cross under water mains, the sewer shall be laid at such an elevation that the top of the sewer is at least 18 inches below the bottom of the

water main. When the elevation of the sewer cannot be buried to meet the above requirement, the water main shall be relocated to provide this separation or reconstructed with slip-on or mechanical-joint ductile iron pipe, or prestressed concrete cylinder pipe for a distance of 10 feet on each side of the sewer. One full length of water main should be centered over the sewer so that both joints will be as far from the sewer as possible.

C. Special Conditions: When it is impossible to obtain proper horizontal and vertical separation as stipulated above, the water main should be constructed of slip-on or mechanical-joint ductile iron pipe. or prestressed concrete cylinder pipe and the sewer constructed of mechanical-joint ductile iron pipe and both services should be pressure tested to assure water tightness.

5.9 CONTINUATION OF SERVICE

The existing wastewater system shall remain in operation during the duration of the project. Should removal of facilities from operation become necessary, a plan which will avoid or minimize pollution effects on any receiving stream and provide alternate service for wastewater facilities shall be reviewed and approved in advance by the Mississippi Department of Environmental Quality and shall be adhered to during construction.

6.0 TESTING

6.1 Ductile Iron Pipe:

A. Field Inspection: The Engineer shall perform visual inspection of the material prior to placement by the Contractor. The Engineer may make non-destructive tests to determine the soundness of the pipe. The Contractor shall assist the Engineer in handling and moving the pipe as required.

B. Material Test: Material test shall be conducted during the manufacturing process and the results shall be included as part of the submittals. No other material test shall be required.

6.2 PVC PIPING: Material test shall be conducted during the manufacturing process and the results shall be included as part of the submittal. No other material test shall be required.

6.3 STEEL CASING PIPE: Material test shall be included as part the submittal. No other material test shall be required.

6.4. BEDDING MATERIAL AND STABILIZATION MATERIAL: Test for gradation and test for material passing the No. 40 sieve shall be as follows:

Gradation	-	AASHTO T 88
Liquid Limit	-	AASHTO T 89
Plasticity Index	-	AASHTO T 90

One set of each test listed above will be required for every 500 cubic yards or major fraction thereof.

6.5 COMPACTION TESTS: Compaction tests shall be performed in accordance with AASHTO T 191 or ASTM D 2922. Maximum compaction shall be determined in accordance with AASHTO T99. Compaction tests for sewer pipe related work shall not be less than as follows:

	(Number of Compaction Tests)
AASHTO T-99 AASHTO T-191 or ASTM D 2922 Select Backfill Material OR Stabilization Material One per 100 CY	1
Bedding Material One per 600 LF	2
Tamped Backfill One per 600 LF	2

6.6 INFILTRATION/EXFILTRATION TEST: The Contractor shall provide all plugs, water supply, measuring devices, and all other equipment, material, labor and supervision to measure the infiltration and exfiltration tests as specified below. The Contractor shall perform the test in the presence of the Engineer. All gravity sewer pipe shall be tested in accordance with the following applicable requirements.

A. Infiltration Test: The infiltration test shall be conducted between adjacent manholes. The outlet pipe on the downstream manhole shall be plugged and tested for water tightness to the satisfaction of the Engineer. The accumulated depth of water in the downstream manhole shall be read at 12 hour intervals for two (2) days and the infiltration rate calculated from the data obtained. Any section exceeding an infiltration rate of 200 gallons/day/inch diameter/mile shall be relayed at the Contractor's expense. This means that the Contractor shall locate and repair leaks as necessary to pass the infiltration test. Infiltration test shall be utilized only when ground water is above pipe.

B. Exfiltration Test: The exfiltration test shall be conducted between adjacent manholes. The inlet pipes in the downstream and upstream manholes shall be plugged. The line being tested shall be filled with water until water depth becomes two (2) feet above top of pipe being tested in the upstream manhole. The water loss shall be measured in the upstream manhole at 12

hour intervals for two (2) days and the exfiltration rate calculated from the data obtained. Any section exceeding an exfiltration rate of 200 gallons/day/inch diameter of pipe/mile shall fail the test. The Contractor shall locate and repair leaks as necessary to pass the exfiltration test. A low pressure air test conforming to ASTM C-828-80 or latest revision may be used in lieu of the exfiltration test.

6.7 DEFLECTION TESTS: 100% of the PVC gravity sewer shall be tested 30 days after the final backfill has been in place by the following method:

Use a "Go-, no-go" mandrel which is sized to such dimensions that it will not "go" when encountering a deflection greater than 5%. The instructions for its use are as follows:

A. Completely flush the line making sure the pipe is clean of any mud or debris that would hinder the passage of the mandrel.

B. During the final flushing of the line, attach a floating block or ball to the end of the mandrel, pull rope and float the rope through the line. (A) nylon ski rope is recommended)

C. After the rope is threaded through the line, connect the pull rope to the mandrel and place the mandrel in the entrance of the pipe.

D. Connect a retrieval rope to the back of the mandrel to pull it back if necessary.

E. By hand, remove all the slack in the pull rope and place a tape marker on the top at the end of the pipe where the mandrel will exit, determining the location of the mandrel in the line.

F. By hand, draw mandrel through the sewer lines. If any irregularities or obstructions are encountered in the line, they shall be corrected by the Contractor.

G. If a section with excessive deflection is found, locate it; dig down and uncover the pipe; if any damaged pipe is found, replace it; if pipe is not damaged, replace and thoroughly tamp haunching and initial backfill; replace remainder of backfill.

H. Re-test this section for deflection.

STANDARD SPECIFICATION

FOR LINING DUCTILE IRON PIPE

FOR SEWER SERVICE

1.0 Condition of Ductile Iron Prior to Surface Preparation

All ductile pipe and fittings shall be delivered to the application facility without asphalt, cement lining, or any other lining on the interior surface. Because removal of old linings may not be possible, the intent of this specification is that the entire interior of the ductile iron pipe and fittings shall not have been lined with any substance prior to the application of the specified lining material and no coating shall have been applied to the first six inches of the exterior of the spigot ends.

2.0 Lining Material

The Standard of Quality is Protecto 401 Ceramic Epoxy. The material shall be an amine cured novalac epoxy containing at least 20% by volume of ceramic quartz pigment. Any request for substitution must be accompanied by a successful history of lining pipe and fittings for sewer service, a test report verifying the following properties, and a certification of the test results.

A. A permeability rating of 0.00 when tested according to Method A of ASTM E-96-66, Procedure A with a test duration of 30 days.

B. The following test must be run on coupons from factory lined ductile iron pipe:
   1. ASTM B-117 Salt Spray (scribed panel) - Results to equal 0.0 undercutting after two years.
   2. ASTM G-95 Cathodic Disbondment 1.5 volts @ 77°F. Results to equal no more than 0.5mm undercutting after 30 days.
   3. Immersion Testing rated using ASTM D-714-87.
      a. 20% Sulfuric Acid - No effect after two years.
      b. 140°F 25% Sodium Hydroxide - No effect after two years.
      c. 160°F Distilled Water - No effect after two years.
      d. 120°F Tap Water (scribed panel) - 0.0 undercutting after two years with no effect.

C. An abrasion resistance of no more than 3 mils (.075mm) loss after one million cycles using European Standard EN 598: 1994 Section 7.8 Abrasion Resistance.

3.0 Application

A. **Applicator**
The lining shall be applied by a certified firm with a successful history of applying linings to the interior of ductile iron pipe and fittings.

B. **Surface Preparation**
Prior to abrasive blasting, the entire area to receive the protective compound shall be inspected for oil, grease, etc. Any areas with oil, grease, or any substance which can be removed by solvent, shall be solvent cleaned to remove those substances. After the surface has been made free of grease, oil or other substances, all areas to receive the protective compounds shall be abrasive blasted using sand or grit abrasive media. The entire surface to be lined shall be struck with the blast media so that all rust, loose oxides, etc., are removed from the surface. Only slight stains and tightly adhering oxide may be left on the surface. Any area where rust reappears before lining must be reblasted.

C. **Lining**
After the surface preparation and within 8 hours of surface preparation, the interior of the pipe shall receive 40 mils nominal dry film thickness of Protecto 401. No lining shall take place when the substrate or ambient temperature is below 40 degrees Fahrenheit. The surface also must be dry and dust free. If flange pipe or fittings are included in the project, the lining shall not be used on the face of the flange.

D. **Coating of Bell Sockets and Spigot Ends**
Due to the tolerances involved, the gasket area and spigot end up to 6 inches back from the end of the spigot end must be coated with 6 mils nominal, 10 mils maximum using Protecto Joint Compound. The Joint Compound shall be applied by brush to ensure coverage. Care should be taken that the Joint Compound is smooth without excess buildup in the gasket seat or on the spigot ends. Coating of the gasket seat and spigot ends shall be done after the application of the lining.

E. **Number of Coats**

The number of coats of lining material applied shall be as recommended by the lining manufacturer. However, in no case shall this material be applied above the dry thickness per coat recommended by the lining manufacturer in printed literature. The maximum or minimum time between coats shall be that time recommended by the lining material manufacturer. **To prevent delamination between coats, no material shall be used for lining which is not indefinitely recoatable with itself without roughening of the surface.**

F. **Touch-Up & Repair**

Protecto Joint Compound shall be used for touch-up or repair in accordance with manufacturer's recommendations.

4.0 Inspection and certification

A. **Inspection**

1. All ductile iron pipe and fitting linings shall be checked for thickness using a magnetic film thickness gauge. The thickness testing shall be done using the method outlined in SSPC-PA-2 Film Thickness Rating.
2. The interior lining of all pipe barrels and fittings shall be tested for pinholes with a nondestructive 2,500 volt test. Any pinholes found shall be repaired prior to shipment.
3. Each pipe joint and fitting shall be marked with the date of application of the lining system along with its numerical sequence of application on that date and records maintained by the applicator of his work.

B. **Certification**

The pipe or fitting manufacturer must supply a certificate attesting to the fact that the applicator met the requirements of this specification, and that the material used was as specified.

5.0 Handling

Protecto 401 lined pipe and fittings must be handled only from the outside of the pipe and fittings. No forks, chains, straps, hooks, etc. shall be placed inside the pipe and fittings for lifting, positioning, or laying. The pipe shall not be dropped or unloaded by rolling. Care should be taken not to let the pipe strike sharp objects while swinging or being off loaded. Ductile iron pipe should never be placed on grade by use of hydraulic pressure from an excavator bucket or by banging with heavy hammers.

MANHOLES

1.0 GENERAL:

This item shall consist of furnishing all materials, labor, supervision, tools, equipment and incidentals for the construction of standard manholes, in accordance with the Contract Drawings and Specifications. Included in the work are structural excavation, backfill, and disposal of excess material.

2.0 APPLICABLE DOCUMENTS:

The following publications form a part of this specification and where referred to by basic designation only, are applicable to the extent indicated. The latest editions of the publications referenced shall apply to the work.

American Society for Testing and Materials (ASTM)

A 48/A48M Standard Specification for Gray Iron Casting

C 39/C39M Standard Specification fo Test for Compressive Strength of Cylindrical Concrete Specimens

C 443 Standard Specification for Joints for Circular Concrete Pipe and Manholes Using Rubber Gaskets

C 478 Standard Specification for Precast Reinforced Concrete Manhole Sections

C 497 Standard Test Methods for Concrete Pipe, Manhole Sections, or Tile

C 2922 Density of Soil and Soil Aggregate in Place by the Nuclear Method (Shallow Depths)

American Association of State Highway and Transportation Officials (AASHTO):

M-198 Standard Specifications for Joints for Concrete Pipe, Manholes, and Precast Box Sections Using Preformed Flexible Joint Sealants.

T-99 Standard Method of Test for the Moisture-Density Relations of Soils Using a (2.5kg) Rammer and (305 mm) Drop.

T-191 Standard Method of Test for Density of Soil In-Place by the Sand-Cone Method.

3.0 SUBMITTALS

The following tests or data shall be submitted to the Engineer from the Contractor for approval prior to incorporation into the work:

3 .1 Certificates: The Contractor shall furnish certificates from supplier certifying the products conform to the required specifications included herein for the following items:

3.1.1. Flexible Plastic Gaskets
3.1.2. Precast Manhole Bases
3.1.3. Precast Manhole Riser Sections
3.1.4. Manhole Steps
3.1.5. Manhole Frames and Covers (ASTM A 48)
3.1.6. Epoxy Grout

3.2 Catalogue Cuts or Brochures: The Contractor shall also submit catalogue cuts or product brochures providing descriptive data, recommended application and use, and installation procedure for the following items:

3.2.1. Manhole Frames and Covers
3.2.2. Epoxy Grouts
3.2.3. Manhole Steps

4.0 MATERIALS

4.1 Manhole Riser Sections: Manhole riser sections shall be precast reinforced sections conforming to ASTM C 478 and as shown on the Contract Drawings.

4.2 Joints: Joints for precast riser sections shall be concrete pipe type flexible plastic gaskets. Joint material shall be preformed conforming the requirements of AASHTO M-198. Installation shall be in accordance with manufacturer's recommendations.

4.3 Concrete Manhole Bases: Concrete manhole bases shall be precast or cast-in-place as follows:

4.3.1 Cast-In-Place Manhole Bases and Box Type Bases (if used): Concrete and reinforcing steel shall conform to the requirements of Technical Specifications - CONCRETE.

4.3.2 Precast Concrete Bases: Precast concrete bases shall conform to the requirements of ASTM 478 with reinforcing steel (size and spacing as indicated on the plans).

4.4 Manhole Steps: Manhole steps shall be plastic coated corrosion resistant and shall be installed as shown on the Contract Drawings.

4.5 Cement Grout: Cement grout shall be high strength, non-metallic conforming to Corps of Engineers CRD-C-588. The grout shall be V-3 by W. R. Meadows, Inc., Masterflow 713 by Master Builders or equal.

4.6 Manhole Frame and Covers: Manhole frame and covers shall conform to ASTM A 48 as well as to the following requirements. All frame and covers shall be new when installed for the project.

4.6.1 Standard Manhole Cover and Frame - shall be as manufactured by Dews Foundry, Jackson Standard, Model DF-25 (7) or Vulcan Foundry, Model V-1115, 420 Pounds, marked "SEWER", domestic origin, or equal.

4.6.2 Water Tight Manhole Cover and Frame - shall be as manufactured by Vulcan Foundry, Model V2357, or Dews Foundry, Model DF-25(7)W.T., 410 pounds with neoprene gasket, four 5/8 inch stainless steel bolts recessed into cover. Cover labeled "SEWER", domestic origin, or approved equal.

4.7 Epoxy Grout: Epoxy Grout shall be high strength non-metallic, non-shrinking. The grout shall be as by EMBECO, Inc., SEAL-COAT or approved equal.

4.8 Drop Manholes: Concrete for drop manholes shall conform to the requirements of Technical Specifications - CONCRETE. Pipe and fittings shall be the same material and size as the incoming gravity sewer.

4.9 Flexible Connection: At all sewer connections to manholes, provide gasket flexible watertight connection that allows for differential settlement of the pipe and manhole wall.

4.10 All manholes: All manholes shall be lined inside with a sixteen (16) mil dry film thickness of an acceptable coal tax epoxy system.

5.0 CONSTRUCTION

5.1 Earthwork

5.1.1 General: Excavation shall be to the extent required to allow proper construction of the manhole. Shoring and sheeting shall be utilized where required by Federal, State and local codes and regulations for safe working conditions. In addition, shoring and sheeting shall be required to protect the integrity of adjacent structures or prevent adverse effects on surrounding areas. Dewatering shall be employed to the extent required to allow dry working conditions.

5.1.2 General Excavation: The Contractor shall "lay back" or employ shoring and

sheeting as required to assure stability of the excavation. Material shall be stockpiled so as not to surcharge adjoining pipe trenches. Topsoil shall be separated so as to allow the maximum reuse in grassing operations.

5.1.3 Structural Excavation: The area immediately beneath the manhole bases shall be graded and compacted. Compaction shall be to 96% of maximum laboratory density as determined by AASHTO T 99. Should unsuitable material be encountered, the Engineer may direct that the area be over excavated and filled with stabilization material. Specification for stabilization material and payment for such shall be in accordance with Technical Specifications.

5.1.4 Backfilling: Backfill material shall consist of select backfill in accordance with Technical Specifications. Backfilling shall be uniformly placed around the structure in 10-inch layers and be compacted to 90% of maximum density to full depth in unimproved areas. Backfill in paved areas and within five feet to any edge of pavement shall be compacted to 95% of maximum laboratory density in 8-inch layers to the subgrade line. Refer to Technical Sepcifications.

5.1.5 Salvage: Manhole frames and covers removed during excavation shall remain the property of the Owner and shall be delivered to a location designated by the Owner. All other items removed shall be disposed of by the CONTRACTOR at his expense.

5.2 Riser Installation: Precast concrete riser sections shall be installed plumb and in accordance with the details shown on the Contract Drawings. Joints shall be installed in accordance with manufacturer's recommendations.

The manhole invert channels shall be formed in the bases, smooth and semi-circular in shape conforming to the inside of the adjacent sewer section. Changes in the direction of flow shall be made with a smooth curve of as large a radius as the size of the manhole will permit. Changes in size and grade of the channels shall be formed directly in the concrete of the manhole base. The joint between the base and riser section shall be sealed with epoxy grout. Clean pea gravel shall be used as the epoxy grout filler.

Standard manhole cut-outs and lifting holes shall be sealed with epoxy grout.

5.3 Cast-In-Place Concrete: Bases, flat tops, and drop manhole risers shall be constructed in accordance with Technical specifications - CONCRETE.

5.4 Manhole Steps: Manhole steps shall be installed during the manufacturing of the riser or cone sections. Risers and cones shall be joined so the steps are vertically aligned.

5.5 Manhole Frame and Covers: Manhole frame and covers shall be set and grouted in place with cement grout. For manholes located in roads or streets, the manhole cover shall be flush with pavement or surface course.

6.0 TESTING

6.1 General: The Contractor shall conduct (and bear the cost of) all testing (Laboratory Approved by the Owner) as directed by the Engineer and furnish results of such tests prior to incorporating the material into the work. All testing is subsidiary to Manhole Payment Items.

6.1.1 Cast-In-Place Concrete Items: The concrete quality testing for manhole bases, drop manholes, and valve boxes shall be tested in accordance with Technical specifications - CONCRETE.

6.1.2 Manhole Risers and Precast Concrete Bases: Manhole risers and precast concrete bases shall be tested for concrete compressive strength. If the place of manufacture is local and reasonably available to the Engineer, Paragraph (a) shall be followed for testing requirements. Should the place of manufacture not be available, Paragraph (b) shall apply.

The contractor shall prepare (in the presence of the Engineer) standard rodded concrete cylinder or cylinders compacted and cured in a similar manner to the manhole sections. Concrete for such cylinders shall be typical fresh concrete mix drawn from the actual casting operation of a riser or base. Cylinders shall be tested in accordance with ASTM C 39. The average compressive strength shall be equal to or greater than the specified design strength (4000 psi). Not more than 10% of the cylinders shall fall below the design strength (4000 psi). In no case shall any cylinder tested fall below 3200 psi. Number of such cylinder tests shall be as follows:

6.1.2.1 One set of cylinders for each day's run castings or

6.1.2.2 One set of cylinders for each 200 linear feet of riser sections manufactured.

6.1.2.3 One set of cylinders per 20 bases or flat tops manufactured.

The Engineer may require additional tests should compressive test results fail.

6.1.3 Earthwork Test: Maximum laboratory density shall be measured in accordance with AASHTO T-99. Field densities shall be determined in accordance with AASHTO T-191 or ASTM D 2992. Standard proctors and field densities shall be performed in accordance with the following schedule.

Standard proctor tests shall be required for earthwork associated with manhole construction. At least two (2) field density tests shall be conducted for earth work associated with each manhole construction.

6.1.4 Inspection for Watertightness: All manholes shall be inspected for watertightness prior to placing into service.

RESTORATION OF ROADS, DRIVEWAYS, FENCES

LAWNS AND OTHER GRASSED AREAS

1.0 GENERAL

The work under this item of work shall consist of furnishing all necessary materials, labor, supervision, tools, equipment and incidentals for the restoration of roads, driveways, fences, lawns and other grassed areas so as to provide satisfactory repair to all damage caused by general construction work. It is the intent of this Specifications to restore all such features to the general conditions that existed prior to construction activity insofar as practical. It is not the intention of this Specification that trees, which must be cut and removed, be restored. The Contractor is expected to be familiar with the overall area and be satisfied as to the materials required and level of effort needed to accomplish such restoration in accordance with this Specification.

2.0 APPLICABLE PUBLICATIONS

The following publications form a part of this specification and where referred to by basic designation only, are applicable to the extent indicated. The latest editions of the publications referenced shall apply to the work:

American Association of State Highway and Transportation Officials (AASHTO).

T 99 Standard Method of Test for the Moisture Density Relations of Soils Using a 5.5 lg. (2.5 kg) Rammer and a 12-inch (305 mm) Drop.

T 167 Compressive Strength of Bituminous Mixture

T 191 Standard Method of Test for Density of Soil In-Place by the Sand-Cone Method

T 230 Determining Degree of Pavement Compaction of Bituminous Aggregate Mixtures

American Society for Testing and Materials (ASTM)

D 2922 Density of Soil and Soil Aggregate in Place by the Nuclear Method (Shallow Depths)

Mississippi Department of Transportation (MDOT)

Standard Specifications for Road and Bridge Construction, Current Edition.

Manual on Uniform Traffic Control Devices for Streets and Highways (MUTCD)

3.0 SUBMITTALS

3.1 Mix Designs: Design mix will be provided by Contractor and approved by Engineer prior to production of asphalt.

4.0 MATERIALS

4.1 Subbase and Base Courses: Subbase and base courses under paved areas shall be as specified in MDOT Specification Section 301.

4.2 Prime Coat: Prime coat shall consist of Grade MC-30 or Grade MS-70 in accordance with the applicable requirements of MDOT Specification Section 702.

4.3 Bituminous Pavement: Bituminous Pavement for roadway and parking areas, wearing and binder courses, shall consist of a mix in accordance with MDOT Specifications Section 403. Materials shall conform to the following subsection of MDOT Specifications Sections 702 and 703.

Bituminous Materials (AC-20)	702.01	Aggregate

A. BC-1 Binder Course

B. SC-1 for Surface Course Filler 703.14

C. Topsoil: Topsoil shall be in accordance with Technical Specifications – SEEDING AND SODDING.

E. Seeding and Sodding: Seeding and sodding operations shall be in accordance with Technical Specifications - SEEDING AND SODDING.

5.0 CONSTRUCTION

5.1 Maintenance of Traffic: Prior to limiting or restricting traffic on any street or road, the Contractor shall obtain permission from the Engineer. Through or local traffic shall at all times be accommodated by the use of temporary approaches, crossings or detours (if allowed by the

Engineer). Satisfactory (to the Property Owner) ingress and egress to any public or private property shall be properly maintained. Proper barricades, signs and detour signs shall be provided by the Contractor to adequately warn motorists of obstructions ahead. Lighted (flashing) barricades shall be used at night.

Flagmen shall be provided to direct traffic around equipment and for one way movement of traffic around equipment and for one way movement of vehicles. The Contractor may have to stop construction and restore full traffic during certain rush hours.

The Contractor shall at all times (unless otherwise permitted in writing by the Engineer) maintain open one lane to traffic during construction operations and restore roadways to two-way traffic during non-construction hours. All traffic shall be maintained in accordance with the MUTCD, current Edition.

5.2 Repair of Asphalt/Concrete Streets/Driveways/Parking Lots:

A. Removal and Earthwork: The existing asphalt pavement shall be uniformly saw cut on straight lines and the material shall be removed. Other methods of cutting the existing asphalt surface which will result in a uniform straightedge similar to a sawed cut may be acceptable. Upon completion of the pipe laying, select backfill shall be placed in the excavation in maximum 8-inch lifts and compacted to at least 90% of maximum laboratory density to within one foot of the top subgrade and to 95% of maximum laboratory density in the upper one foot of the subgrade.

Maximum density of typical select backfill material shall be determined in accordance with AASHTO T 191 or ASTM D 2922. Portable mechanical tampers or vibratory compactors shall be used in the trenches. Rollers may be used at street level. Existing base and asphalt surfaces which become undermined during construction shall be removed until firm undisturbed subgrade is reached.

A. Clay Gravel Base Course: Class 4, Group "B" as per 2006 Edition of Mississippi State Highway Department Road and Bridge Specification.

B. Asphalt Repair: Temporary Asphalt repair shall be made using 2" thickness of milled asphalt material.

C. Concrete Repair: Concrete repair shall be made using 3,000 psi concrete meeting Technical Specifications - CONCRETE

D. Prime Coat: Prime coat shall be applied to exposed existing base material prior to overlay with asphaltic base course in accordance with MDOT Specification Section 408.

F. Tack Coat: Tack coat shall be applied to existing or new asphaltic wearing course and asphaltic base, or concrete which is to require asphalt wearing course.

G. Asphalt Wearing Course: Placement and compaction of the bituminous pavement shall be in accordance with MDOT Specification Section 403.03.

E. Utilities: All utility covers excavated during removal of streets, driveways, parking lots shall be restored to finished grade.

5.3 Driveways and Sidewalks: Driveways and sidewalks shall be repaired in similar manner to the original construction. Asphalt drives shall be saw cut where required and repaired in accordance with Paragraph (b) of this Specification. Concrete drives shall be saw cut or removed to the next joint. The minimum thickness for concrete driveway repair is 6 inches and for sidewalks is 4 inches.

Concrete surfaces shall be properly tooled and receive a broom finish. Installation (if required) of new driveway drainage culvert shall be made only at the direction of the Engineer. The Contractor shall take all reasonable precautions to allow for reuse of existing drainage culverts.

5.4 Repair to Gravel Roads: Gravel roads shall be backfilled and compacted in accordance with Paragraph (B) of this Specification. The final surface shall consist of 12-inch in-place compacted clay gravel. Compaction shall be to 100% of maximum laboratory density in accordance with AASHTO T99.

5.5 Repair to Lawns:

A. General: The Contractor shall exercise extreme care to minimize damage to improved lawns. Trees and shrubs within the limits of work shall be removed only for essential construction requirements. Any shrubs, which are removed or damaged, shall be replaced by satisfactory (to the Property Owner) planting by the contractor. Any grass seed areas, roads, streets, driveways, culverts, fences, water lines, metal boxes or other items (excluding trees unavoidably cut) which are damaged by the Contractor, shall be satisfactorily restored by Contractor. Acceptance of improved lawn repairs shall be based on the firm establishment of live stand of grasses and live growth of any replanted and acceptable shrubs. The Contractor shall water and fertilize such areas until healthy growth of grass (and shrubs, if applicable) are attained.

B. Grading: The surface areas shall receive finish grading so the finish topsoil surface (after settlement) will meet the existing contour grade of the area prior to construction. The natural drainage during and after construction shall not be altered so as to cause adverse effects to adjoining properties.

C. Topsoil: The Contractor shall strip topsoil and sod and stockpile for later use. Upon completion of trenching over the area. Additional topsoil shall be furnished if required (at no additional cost) to provide a uniform thickness of 3 inches. Lime at a rate of 1 - ½ tons per acre and fertilizer (13-13-13) at a rate of 800 pounds per acre shall be applied as needed to further

establish grass growth.

D. Grassing: Grass seed, sprigs, or sod similar to the existing lawn grasses shall be planted in accordance with the supplier's recommendations. Winter cover grasses such as rye grass shall be applied (in addition to planting the permanent grasses) if seeding, sprigging, or sodding is done at a time of year when the permanent grasses will not actively grow. The type (s) of permanent grasses shall be the same as the grass (es) in the damaged lawns. If the lawn repairs are accomplished between September 1 and March 1, the Contractor shall continue the restoration work during the next period of March 15 and April 5 and mow the grass and continue the restoration until satisfactory growth of the permanent grass (es) is obtained. Such additional restoration work shall include the 1 - ½ tons of lime per acre, application of 13-13-13 fertilizer at a rate of 800 pounds per acre and replanting and watering permanent grass as necessary to obtain satisfactory (to Engineer) growth. No time will be charged against the Contract Time for any such additional restoration work.

Sodding: Sodding shall be in accordance with Technical Specifications: - Seeding and Sodding

5.6 Erosion Control: During all phases of construction, the Contractor shall adequately protect all work from adverse erosion. Soil shall not be allowed to flow off the limits of work area. The Contractor shall employ the use of ditch checks, matting, temporary grass cover, blankets, or other measures to control erosion. The Contractor shall be responsible to correct damage caused by erosion. During the construction of this project, all work areas will be strictly monitored. All trench lines will be kept in excellent condition, all streets and drives will receive careful maintenance, keeping potholes and settled areas filled in. Dust control is essential and will also be strictly monitored.

5.7 General Grassing of Unimproved Areas

A. General: The Contractor shall seed and establish grass growth in all disturbed areas in unimproved areas (to include pastures and roadsides). Acceptance of the grass cover shall be based upon the firm establishment of a live stand of grass. The contractor shall water such grass if natural rainfall rails to adequately provide moisture. On slopes and other areas subject to erosion, grassing shall be accomplished as soon as practical (within 48 hours unless weather is prohibiting) after finish grading operations.

B. Grading: The surface area shall receive finish grading so the finish topsoil surface (after settlement) will meet the existing contour grade of the area prior to construction. The natural drainage during and after construction shall not be altered so as to cause adverse effects to adjoining properties.

C. Topsoil: The Contractor shall remove existing topsoil and stockpile for later use. Upon completion of backfilling (to establish contours as before construction), the topsoil shall be uniformly spread back over the area. The Engineer may require additional topsoil be furnished by the Contractor, if in the opinion of the Engineer, adequate provisions and efforts

were not made by the Contractor to stockpile and re-use existing topsoil material.

D. Fertilizer and Agricultural Limestone: The Contractor shall uniformly apply 800 lbs. per acre of 13-13-13 fertilizer and also apply two (2) tons per acre of agricultural limestone to the area to be seeded. The fertilizer and limestone shall be tilled into the soil to a depth of four (4) inches.

Seeding: Seed shall be uniformly sown in accordance with Technical Specification - Seeding and Sodding

Sodding: Sod shall be place in accordance with Technical Specification - Seeding and Sodding

E. Mulch Cover: Erosion prone areas such as steep slopes and highway shoulders shall receive a layer of loose straw mulch or equivalent at the rate of one and one-half (1-1/2) tons per acre. The mulch cover shall be established by the application of an emulsified asphalt or by "crimping" parts of the material into the soil.

5.8 Miscellaneous Items: Items such as fences, gates, paved ditches, and other items shall be replaced or repaired as required for restoration. Should additional fencing material be required, new post and new wire of similar size, type and gauge shall be provided and installed.

5.9 General Care: Reasonable care shall be taken during construction to avoid damage to vegetation. Ornamental shrubbery and tree branches shall be temporarily tied back, where appropriate, to minimize damage. Trees, which do not have to be removed in the opinion of the Engineer, and which receive damage to branches shall be trimmed of those branches to improve the appearance of the tree. Tree trunks receiving damage from equipment shall be treated with a tree dressing.

6.0 TESTING

6.1 General: All sampling and testing shall be accomplished by the testing laboratory approved by the Owner and employed by the Contractor to perform such services. Results shall be
immediately forwarded to the Engineer by the Contractor.

6.2 Earthwork: Earthwork directly involved with road and street repair shall be tested as follows:

A. Moisture Density Relationship (Standard Proctors): Two tests of sampled native material shall be required. Tests shall be in accordance with AASHTO T 99.

B. **Field Density:** A minimum of two and a maximum of four field density tests shall be required. Density tests shall be in accordance with AASHTO T 191 or ASTM D 2922.

C. **Topsoil:** Two pH tests and two organic content tests (wet combustion method) will be required.

CONCRETE

1. GENERAL

A. This item shall consist of furnishing all materials, labor, supervision, tools, equipment and incidentals and performing all forms of work; furnishing and placing reinforcement, inserts and anchors; mixing, placing, curbing, and furnishing of portland cement concrete.

B. The work includes, but is not necessarily limited to manholes, pumping stations, lift stations and minor concrete work.

2. APPLICABLE DOCUMENTS

The following publications form a part of this Specification and where referred to by basic designation only, are applicable to the extent indicated. The latest editions of the publication referenced shall apply to the work.

A. American Society for Testing and Materials (ASTM):

A 615	Billet Steel for Concrete Reinforcement
C 31/C 31M	Making and Curing Concrete Compressive and Flexural Strength Test Specimens in the Field
C 33	Specifications for Concrete Aggregates
C 39/C 39 M	Compressive Strength of Molded Concrete Cylinders
C 143	Slump of Portland Cement Concrete
C 150	Portland Cement

B. Mississippi Department of Transportation (MDOT):

Standard Specifications for Road and Bridge Construction Current Edition.

3. SUBMITTALS:

The following data shall be submitted to the Engineer for review prior to incorporation into the work:

A. Letter from the manufacturer certifying the concrete mix conforms to the requirements for Class

B concrete as defined in Section 804 of the MDOT Standard Specifications for Road and Bridge Construction.

B. Letter of certificate from the manufacturer certifying that the reinforcing steel conforms to the herein specified requirements.

4. MATERIALS:

A. General: The concrete shall be ready-mix concrete manufactured by a plant for delivery to the site of the work in a plastic state. The Contractor may batch the concrete at the work site by use of portable mixers providing the following requirements are met:

1. Facilities shall be provided to properly weight, proportion and control the components of the concrete mix.

2. The mixer(s) shall be of such capacity so as to allow the complete placement of the plastic concrete mix prior to the initial set of any portion of the particular concrete pour.

B. Concrete Mix: The concrete materials and mix design, shall conform to the requirements for Class B concrete Section 804, MDOT Standard Specifications for Road and Bridge Construction. The compressive strength of the concrete shall be a minimum of 3000 psi at 28 days, or earlier. Type I Portland Cement shall be used in the mix, except where otherwise specified or permitted. Prior to producing any concrete for cast-in-place construction on the project, the Contractor shall submit to the Engineer the proposed mix design and shall obtain Engineer's approval of the mix design.

C. Reinforcing Steel - shall be new stock, deformed bars conforming to ASTM A 615, Grade 40 or Grade 60.

D. Curing Material - shall consist of wetted burlap, wetted cotton mats, plastic sheeting, or an approved liquid membrane material which will satisfactorily keep the new concrete in a moist condition for at least seven (7) days.

5. CONSTRUCTION:

A. Weather Limitations: Concrete shall be placed when the atmospheric temperature is a minimum of thirty-five (35) degrees F. and rising. Newly placed concrete shall be protected from cold temperatures for at least four (4) days at a temperature of not less than forty (40) degrees F.

B. Forms: Forms shall be securely anchored in place and properly aligned. Wood forms shall be oiled prior to placement of fresh concrete mix.

C. Reinforcement: Reinforcing bars shall be securely mounted by the use of chairs or other approved methods so as to not become displaced during placement of concrete mix. The positioning of reinforcing by working the bars into the newly placed concrete mix shall not be allowed.

D. Placement: The plastic concrete mix shall be worked (and vibrated if required) into the form work. The mix shall be consolidated so as to remove all voids and finished to form a true and level surface.

E. Curing: The hardened concrete shall be kept moist by the use of curing materials for a minimum of seven (7) days.

F. Slump Requirements: The following slump requirement shall apply:

Class B Concrete 2-4 Inches

G. Chamfered Corners: All exposed corners shall be chamfered one (1) inch or as indicated.

H. Finish:

1. All surfaces shall be "floated" to provide a uniform and level surface. Defects (honeycombs, ties, etc.) shall be repaired. No rubbing shall be required.

2. Sidewalks, driveways and other surfaces subject to pedestrian traffic shall be floated as noted in paragraph 1 above and shall receive a "broom" finish.

6. TESTING

The following test shall be required:

A. Slump: The Engineer shall test the concrete mix for conformance to the slump requirements as required. Test shall be in accordance with ASTM C 143.

B. Compressive Strength: The Engineer shall sample the concrete mix and prepare test cylinders for conformance to the compressive strength requirements. The Contractor shall transport the cylinders to the testing laboratory (employed by the Contractor) and have the cylinders tested in accordance with ASTM C 31 and C 39. The results of such test shall be forwarded to the Engineer. Test shall be performed at the following schedule.

One test per 15 cubic yards or major fraction thereof. A minimum of one test for each day of mixing shall be performed.

SEEDING AND SODDING

1.0 DESCRIPTION

This item consists of furnishing all labor, supervision, materials, tools, incidentals and equipment and performing all work for topsoiling, tilling, fertilizing, seeding, watering, and otherwise establishing, protecting and maintaining seeded and sodded areas as required by the Contract Drawings and these specifications, and including repair, refertilizing and reseeding as required until final inspection and acceptance of the project.

2.0 SUBMITTALS

Certificates for fertilizer, limestone, seed.

3.0 MATERIAL

3.1 Topsoil: Topsoil shall be the surface layer of soil that is stockpiled by the Contractor during stripping and/or excavation on the site. The topsoil shall be free of subsoil, clay, lumps, stones, brush or seed. Topsoil shall have a pH value of not less than 4.5 nor more than 8.0.

3.2 Lime: Lime shall be ground limestone containing not less than 80% of total carbonates and shall be ground to such fineness that 80% will pass through a No. 10 mesh sieve and 40% will pass through a No. 40 mesh sieve.

3.3 Fertilizer: Fertilizer shall be water soluble commercial carriers of available plant food elements or combinations thereof, as stated herein and shall conform to the applicable state fertilizer laws. They shall be uniform in composition, dry, and free flowing materials in condition for application by suitable equipment. The fertilizer shall be delivered in standard bags or other convenient standard containers, each fully labeled with manufacturer's guaranteed analysis. Any fertilizer shall contain not less that the percentages by weight of the ingredients set out as follows: (1) Nitrogen, 13% (2) Phosphorous P O, 13%, (3) Potash K C, 13%. Invoices for fertilizer will show the kind and have analysis furnished.

3.4 Seed: Seeds with a minimum pure live seed content of 90% shall be used. They shall be of the best grade and of known vitality, purity, and germination and shall be delivered in containers bearing seed tags as required by law showing percentages of germination content and purity of seed as well as percentages of weed seed content.

All seeds shall be free of wild onion, Canadian thistle, Johnson grass, crab grass or other seeds of noxious weeds. All seeds shall be furnished in standard containers, or as acceptable to the Engineer. Seed which has become wet, moldy or otherwise damaged in transit or storage will not be acceptable.

Purity, Germination and Planting Schedule

Spring and Summer Seeding (March 1 to September 1)

Name	Percent Purity	Percent Germination	Mix (Dry Wt. Lbs.) Per Acre
Hulled Bermuda	95	90	20
Pensacola Bahia	95	90	30
TOTAL			50

Fall and Winter Seeding (September 1 to March 1)

Name	Percent Purity	Percent Germination	Mix (Dry Wt. Lbs.) Per Acre
Unhulled Bermuda	95	90	20
Pensacola Bahia	95	90	30
Rye	95	85	15
Crimson Clover	95	85	8
TOTAL			73

Seeding in Existing Lawns: Grass seeds for existing lawns shall be the same as the existing grass.

3.5 Leguminous Inoculants: Inoculation media containing live nitrogen-fixing bacteria shall be supplied with all legume seed. The innoculants shall be standard, pure culture of nitrogen-fixing bacteria. Each kind of legume will require a cultural bacteria that is adapted to that particular kind of seed. The bacteria shall be supplied inconvenient containers of a proper size to treat the amount of seed to be planted. The legume seeds shall be treated according to the directions, and before the expiration date for use of the media shown on the container.

3.6 Soil for Repairs: for fills or areas to be repaired, soil shall be topsoil of a least equal quality to that which exists in areas adjacent to the area to be repaired.

3.7 Water: Water shall be free from oil, acid, alkali, salt, and other substances harmful to growth of grass, and shall be from a source accepted prior to use.

3.8 Solid Sod: Bermuda or Carpet Grass and shall be native to the locality of the work and shall, when placed be live, fresh, growing grass with at least two and one-half (2 ½) inches of soil adhering firmly to the roots. The sod shall be reasonably free from obnoxious weeds or other

grasses, and shall not contain any matter deleterious to its growth; or which might affect its subsistence or hardiness when transplanted. The sod shall be in blocks at least 3" x 8", and free from ragged edges.

4.0 INSPECTION AND TESTS

4.1 Fertilizer and Limestones: Duplicate copies of material invoices shall be furnished to the Engineer. Invoices shall show quantities and grade of fertilizer, quantity of limestone, percentages of calcium carbonate and magnesium carbonate, as applicable, and the percentages of limestone that pas the No. 40 and the No. 10 mesh sieves. Samples of each lot of fertilizer and limestone shall be furnished for testing. upon completion of project a final check of total quantities of fertilizer and limestone used will be made against total area treated, and if minimum rates of application have not been met, additional quantities of these materials to make up minimum application specified shall be distributed.

4.2 Seed: Contractor shall furnish to the Engineer duplicate signed copies of statement(s) from vendor(s), certifying that each container of seed delivered is labeled in accordance with Federal Seed Act and is at least equal to requirements specified therein. This certification shall be obtained from vendor and shall be furnished before application.

5.0. PREPARATION OF GROUND SURFACE

5.1 General: Equipment, in good operating condition, shall be used for the proper preparation of the ground and for handling and placing all materials. Equipment shall be acceptable before work is started.

5.2 Topsoiling: Topsoil shall be obtained from job site stockpiles formed during stripping and/or excavation operations and shall be free from subsoil, clay lumps, stones, brush, grasses or weeds, excess acids or alkali, or any other material to subsequent, smooth, grading, planting, and maintenance operations.

The topsoil shall be evenly spread on tilled areas to a uniform depth of at least 3 inches after compaction. Spreading shall be performed so that seeding can proceed with a minimum of soil preparation or tilling. After preplanting fertilization is completed, the topsoil shall be compacted by rolling with a cultipacker or by other approved means.

Rehabilitation of the stockpile areas shall include returning the area to near pre-construction conditions, including seeding of the area to re-establish the growth of grass.

5.3 Grading: Previously established grades shall be maintained on the areas to be treated in a true and even condition; necessary repairs shall be made to previously graded areas by means of graders or other approved equipment.

5.4 Tillage: After the areas required to be treated have been brought to the grades shown, the

soil shall be tilled to a depth of at least 4 inches by plowing, disking, harrowing, or other acceptable operations until the condition of the soil is acceptable. The work shall be performed only during period when beneficial results are likely to be obtained. When drought, excessive moisture, or other unsatisfactory conditions prevail, the work shall be stopped when directed. Undulations or irregularities in the surface shall be leveled before the next specified operation.

6.0 APPLICATION OF FERTILIZER AND LIMESTONE

6.1 Preplanting fertilization of areas to be seeded: Fertilizer shall be distributed uniformly at a rate of 800 pounds per acre over areas to be seeded and shall be mixed into the soil to a depth of a least 4 inches by disking, harrowing, or other acceptable methods. Application of fertilizer may be part of the operation specified in Section 5.4: TILLAGE of this specifications.

6.2 Liming: Immediately following or simultaneously with incorporation of fertilizer, limestone shall be distributed uniformly at a rate of 4000 pounds per acre, and shall be mixed into the soil to a depth of at least 4 inches by disking , harrowing, or other acceptable methods. Application of limestone along with fertilizer may be part of the operation specified in Section 5.4: TILLAGE of this specifications.

6.3 Leveling: Surface irregularities resulting from tillage, fertilizing, liming, or other operations shall be leveled before seeding.

6.4 Postplanting fertilization: From 40 to 60 days after seeding, ammonium nitrate or its nitrogen equivalent shall be applied uniformly at a rate of 225 pounds per acre over areas seeded. Fertilizer shall be applied when grass blades are dry to minimize burning. The planted area shall be watered to thoroughly moisten the upper 6 inches of the soil surface after the fertilizer is applied.

7.0 PLANTING SEED

7.1 General : A satisfactory method of sowing shall be employed, using approved mechanical power-drawn drills or seeders, or other approved methods. When drills are used, markers or other means shall be provided to insure that the successive seeded strips will overlap or be separated by a space no greater than 6 inches. When delays in operations extend the work beyond the most favorable planting season for species designated or when conditions are such by reason of drought, high winds, excessive moisture, or other factors that satisfactory results are not likely to be obtained, work shall be halted as directed and resumed only when conditions are favorable or when approved alternate or corrective measure and procedures have been effected. If inspection during or after seeding operations indicates that strips wider than 6 inches have been left unplanted or other areas skipped, additional seed shall be sown.

7.2 Broadcast Seeding: Seeding shall be broadcast either by hand or with acceptable seeding equipment, in combination with fertilizer, or with other acceptable sowing equipment. Seed shall

be distributed uniformly over designated areas. Half of the seed shall be sown with sower moving at right angles to first sowing. Seed shall be covered to an average depth of 1/4 inches by brush harrow, spiketooth harrow, chain harrow, cultipacker, hand rake with wood tines, or other approved device. Seed shall not be broadcast during windy weather.

7.3 Drill Seeding: Drill seeding shall be accomplished with approved equipment with drills set not more than 6 inches apart. Seed shall be sown uniformly over designated areas to average depth of 1/4 inch.

7.4 Sodding: All solid sod shall be procured areas where the soil is fertile and contains a high percentage of loamy topsoil, and from areas that have been grazed or mowed sufficiently to form a dense turf.

Mechanical devices, such as sod cutter, may be used for cutting the sod into strips or blocks. Care shall be exercised at all times to retain the native soil on the roots of the sod during the process of excavating, hauling and planting.

The solid sod blocks shall be transplanted within 24 hours from the time of cutting, unless they are stacked a their destination in a manner satisfactory to the Engineer. All solid sod in stacks shall be kept moist and protected from exposure tot he air and sun, and from freezing. In no event shall more than two (2) days elapse between the cutting and planting of the solid sod.

Solid sod shall be planted during the period between March 1st and December 15th, unless written permission is given by the Engineer to extend the planting season. The solid sod shall be placed on the prepared surface with the edges in close contact. All cracks between blocks of solid sod shall be closed with small pieces of fresh sod, and all cracks too small for sod shall be filled by a light dressing of topsoil. The entire sodded area shall then be compacted and watered to the satisfaction of the Engineer. Rollers, hand tamps or other approved equipment may be used for compacting.

Surfaces of solid sodding which, in the opinion of the Engineer, may slide due to the height and slope of the surface or nature of the soil, shall, upon direction of the Engineer , be "pegged" with wooden pegs driven through the sod blocks into firm earth, sufficiently close to hold the sod in place.

8.0 MAINTENANCE

Seeded areas shall be maintained until all work or designated portions thereof have been completed and accepted. Tall grass and weeds that tend to impede the desired grass species shall be mowed, and any damage resulting from these operations shall be repaired a the Contractor's expense.

9.0 ESTABLISHMENT OF GROWTH

9.1 General : The Contractor shall be responsible for proper care of seeded areas while grass is becoming established for three (3) months after completion of treatment on the entire project, unless desired cover is established in a shorter period of time and the Owner shortens responsibility period. The Contractor shall be responsible for providing a satisfactory stand of grass. A satisfactory stand of grass is determined as a cover of living grass in which gaps larger than 12 inches square do not occur as determined by an acceptance inspection made at the end of the maintenance period. Maintenance work shall be performed a the Contractor's expense.

9.2 Mowing: Seeded and sodded areas shall be mowed with acceptable mowing equipment to a height of about 4 inches when average height of grass becomes about 8 inches. When amount of cut grass is heavy, grass shall be removed to prevent destruction of underlying turf. If weeds or other undesirable vegetation threatens to impede the growth of planted species, such vegetation shall be mowed, or in case of excessive growth, shall be uprooted, raked and removed from area.

9.3 Refertilizing: The Contractor will determine areas needing refertilization at least 15 days before application is required. Fertilization shall be distributed on designated area during periods when grass is dry. 13-13-13 grade fertilizer shall be applied uniformly at a rate of 800 pounds per acre. Fertilizer conforming to physical condition, packaging and marking as specified hereinbefore shall be provided.

9.4 Reseeding: The Contractor will determine areas requiring reseeding at least 15 days before period specified for reseeding. Seed specified hereinbefore shall be drilled at rates hereinbefore specified, in a manner that will cause minimum disturbance to existing stand of grass, and at an angle of not less than 15 degrees from direction of previously seeded rows.

CONNECTION TO MAINLINE PIPE (INSERT-A-TEE)

"Connection of the new service lateral* to the mainline shall be accomplished by means of a compression-fit service connection. The service connection shall be specifically designed for connection to the sewer main being installed, and shall be INSERTA TEE as manufactured by INSERTA FITTINGS Co., Hillsboro, Oregon, Telephone (503) 357-2110; Fax (503) 359-5417; or approved equal. Installing using procedures and equipment as referenced in manufacturer's written installation instructions."

Types available for all mainlines

PART NO.	TYPES	GASKETED BELL SDR 35	GASKETED BELL IPS/SCII 40
1	PVC Hub	ASTM D3034	ASTM D3034 SDR 26
2	Gasket	ASTM F477	ASTM F477
3	Band	301 SS	301 SS
3	Screw	305 SS	305 SS
3	Housing	301 SS	301 SS
4	Rubber Sleeve	ASTM C443	ASTM C443

SECTION 631 - SEWAGE PUMPING STATION

631.01 -Description. The work covered by this section consists of furnishing all labor, equipment and materials and performing all operations in connection with the installation, rehabilitation and/or demolition of solids handling, submersible pumps, pump station, wetwell, valve vault, piping and valves per details as indicated on the plans and as specified herein. The work includes clearing, grubbing, dewatering, bedding, pipe laying, backfilling, testing, fittings, and appurtenances required for a complete installation.

631.01.1 - Manufacturer's Experience. It is the intention of this Specification to cover minimum acceptable quality equipment for a complete installation. The Equipment Manufacturer shall have not less than 5 successful years experience in the design, construction and operation of equipment of the type specified at a minimum of 5 different collection system entities.

The Engineer may require evidence, in the form of operating records, from these collection system entities to substantiate any claims concerning the ability of the proposed sewage pumping equipment to perform as required.

631.01.2 - Supplier's/Manufacturer's Services. A Supplier's and / or Manufacturer's representative for the equipment specified herein shall be made available at the job site in the event of failure or other malfunction of the equipment or basin to verify the problem and take whatever action is necessary for correction thereof. The cost of this service shall be included in the pump supplier's cost.

Upon completion of pump station installation, a Supplier's and/or Manufacturer's representative for the equipment specified herein shall be made available at the job site for start-up, check-out, and testing of all pumps, controls, and other associated pump station equipment to the satisfaction of the Construction Manager, Owner, and the Engineer. The cost of this service shall be included in the pump supplier's cost.

631.02.1 - MATERIALS

631.02.01 - Pumping Station. Contractor shall furnish and install Essco submersible pumping units, complete with motor, equipped with cool agivent apparatus or approved equal. The pump shall be capable of continuously pumping with the liquid level at the top of the volute without overloading. Pumps shall be manufactured by Essco Pumps, Inc. or approved equal. Pumps shall be rated for operating conditions as follows:

# of pumps	2
GPM	80
TDH - feet	66
HP	10
RPM	1750
Solids	4"
Discharge	4'
Volts	230/460
Phase	3

631.02.2 - Pumping Casings. Shall be constructed of 25% chrome iron and shall conform to ASTM A-532 material, and shall be completely clear from suction to discharge without coming into contact with the impeller. All internal case clearances shall be equal to discharge diameter so that large diameter solids and long length or stringy solids will pass through the pump with the greatest handling efficiency. The impeller shall be of 100% recessed design, with wear plate and shall be mounted in such a manner as to allow solids which enter the suction opening to leave the pump with minimal impeller contact. The solids or fluids being pumped shall not have to enter impeller in order to discharge. Impeller and wear plate shall conform to ASTM A-532 material and shall be 25% chrome iron (no exception) with a minimum of 55 rockwell hardness. The impeller shall have 7 vanes, and encompass a lip on back shroud to increase the efficiency of the pump and allow impeller to have a "flywheel" effect. The impeller shall be attached to the shaft by a stainless steel bolt, stainless steel washer, stainless steel key, and Essco "lock-tite" applied to insure that impeller bolt will not back out if unit is operated backwards. Impeller shall be fastened to keyed motor shaft by means of a stainless steel threaded cap screw and washer. Before installation the impeller and wear plate shall be broken down and inspected by the engineer for compliance with the specifications.

631.02.3 - Motor Case. Motor case and end brackets shall be cast iron. The motor shaft shall be one piece 416 stainless steel through both bearings with proper length to connect directly to pump impeller. Motor shall contain class b insulation with Class F materials rated for continuous duty in 40 degree C liquid. Motor shall be sized so the nameplate horsepower is the actual continuous brake horsepower output without considering motor service factor. Motors shall be explosion proof containing

Underwriter's Approved Label.

Thrust bearing and radial bearing shall be anti-friction type ball bearings. Motor leads shall be joined to motor housing by the use of an epoxy mold in the motor end bracket. All exposed hardware shall be stainless steel. Motor shall utilize standard Nema T-frame electrical components.

At the drive end the motor shall have a separate inner and outer seal with an oil filled chamber between the seals to provide complete protection for the motor windings. Each mechanical seal shall be constructed of the following parts: #420 stainless steel spring, ceramic cup, carbon washer and Buna "N" bellows. A moisture sensing probe within the oil filled chamber shall be provided and connected to an alarm system, as shown on the drawings, to warn of impending seal failure. Overload protection of the thermal trip type shall be provided. "Quick trip" heater and motor thermal circuit shall be wired in series with starter coil.

Motor shall conform to the current issue of national electrical code, Section 501-5, Para. (D) and Section 501-8, Para. (A). All pumps, motors, fittings, accessories and controls shall be 100% American Made.

631.02.4 - Guide Rail Assembly. Furnish each pump with slide away coupling that are designed such that the pumping units can be removed from the wet well without entering the well or disconnecting the piping. The slide away coupling shall consist of a cast iron foot mounted discharge elbow with integral cast mounting base plate, sliding pump adapter, rail guides, lifting yoke and upper rail supports. All metal faces where movement can occur will be non-sparking. The slide away coupling is designed to conform to Underwriters Laboratory for use in Class I, Division I, Group D hazardous locations.

The guide rail pipes shall be 2" furnished by the contractor. Two guide rail pipes per pump are required.

631.02.5 Access Frame and Cover Specification: Access frames and covers shall have a 1/4" thick one-piece, mill finish, extruded aluminum frame, incorporating a continuous concrete anchor. Door panels shall be 1/4" aluminum diamond plate, reinforced to withstand a live load of 300 lbs. Psf. Doors shall open to 90 degrees and automatically lock with stainless steel hold open arms with aluminum release handles. Doors shall close flush with the frame lifting handles, hinges, hinges and all fastening hardware shall be stainless steel. Unit shall lock with a non-corrosive locking bar. Unit shall be guaranteed against defects in material and/or workmanship for a period of 10 years. They shall be single leaf with openings sizes per contract drawings, as manufacturer by Halliday Products, Inc. or approved equal

631.02.06 DISCHARGE PIPING: All piping shall be ductile iron flanged joint pipe, ANSI A 21.51 and all joints and fittings shall be Ductile Iron ANSI A 21.10.

All Ductile Iron Pipe and Fittings shall be coated outside with a standard bituminous coating and lined inside with a 16 mil. coal tar epoxy coating.

631.02.07 GATE VALVE: Gate valves shall be in accordance with AWWA C-500 Standards, iron body, bronze mounted, double disc, parallel seat, non-rising stem, flanged ends, handwheel operated and complete with bolts, gaskets, and coatings.

631.02.08 CHECK VALVE: Check valves shall be in accordance with AWWA Standards, iron body, bronze mounted, flanged ends, lever and weight operation and complete with bolts, gaskets, and coatings.

631.02.09 WET WELL: Concrete for the wet well shall be furnished in accordance with the applicable requirements of reference ASTM L 76, ASTM C443 and ASTM C 478.

631.02.10 SECURITY FENCE: The security fence shall be constructed using the materials and details shown on the contract drawings.

631.02.11 BOLTS, WASHERS, AND FASTENERS: All bolts, washers, and fasteners shall be high strength stainless steel meeting the requirements as set forth in ASTM-A 325. All bolted connections shall have threads excluded from the shear plane.

631.02.12 FORCE MAINS: All force mains shall be PVC Fluid-Tite Intergral Bell plastic pipe for sewer and shall meet the requirements of 160 PSI, SDR 26 pressure pipe, and shall meet the standard specifications as outlined in ANSI/ASTM D 2241-78. All sections shall be tested under a hydrostatic pressure of 100 pounds per square inch and shall not show leakage exceeding 10 gallons per inch of diameter per mile of pipe per 24 hours when so tested.

All fittings to be mechanical joint cast or ductile iron. A green metallic tape with the word "SEWER" printed in bold letters and at a maximum of 3 feet spacing on the tape shall be secured to the top side of the force main.

631.02.13 AIR AND VACUUM SEWER VALVE:

The air and vacuum valve shall be able to automatically exhaust large quantities of air during filling of a pipeline and allows air to re-enter pipeline during the draining or when a negative pressure occurs. The inlet and outlet of the valve shall have the same cross-section area. The float shall be guided by a synthetic rubber seal. The float shall be of all

stainless steel construction and capable of withstanding maximum system surge pressure without failure. The body and cover shall be concentrically located and of ductile iron and the valve internal parts shall be of stainless steel with Buna-N® rubber seat.
The Air and Vacuum Valve shall be manufactured per
ANSI/AWWA C512-04 Series 35WW 2" x 1" with optional backwash kit from Cla-Val Newport Beach, CA, U.S.A. or approved equal

Specifications Sizes
2", 3", 4" NPT
4", 6" 8" flanged ANSI
Class 125 lb.
Class 250 lb.

Pressure Rating
150 psi & 300 psi ratings
NOTE: SPECIFY WHEN
OPERATING PRESSURE
BELOW 10 PSI

Materials
Body and Cover:
Ductile Iron ASTM A536
65-45-12
Float:
Stainless Steel
Internal Parts:
Stainless Steel
Seal:
Buna-N® Rubber

The valve shall be mounted on a 4" cast iron fitting installed in the force main. Special consideration should be given so that the valve is stable. The valve and appurtenances shall be installed in a 36" diameter concrete manhole with a Dewes DF-25(7) J.S. or Vulcan V-1115 Frame and cover.

The air and vacuum sewer valve assembly includes all the items described above plus any additional items required to install the assembly and make it functional.

SECTION 16050

PART 1 - BASIC ELECTRICAL MATERIALS AND METHODS

1.01 Related Work

A. Section 16060 – Grounding and Bonding
B. Section 16900 – Process Instrumentation and Control

1.02 ELECTRICAL SPECIFICATIONS: The electric supply will be 120/240 volts, three phase, four wire, 60 Hertz. The Contractor shall contact the power company prior to bidding and include in his bid the cost of labor and material necessary to supply the plant with electricity, including any cost which may be assessed by the power company for installation of power company furnished material. The Contractor shall coordinate all aspects of the construction concerning the electric service with the power company. The Approval Drawings shall include all details of the power company electric service and all associated equipment (to include all pole types and locations, switches, fuses, wire sizes and types, etc.) anywhere on the plant property.

1.03 TEMPORARY ELECTRIC SERVICE: The Temporary Electric Service for construction power shall be furnished, installed, and removed by the electrical contractor. Also, Contractor, shall make all necessary arrangements with the power company for metering and billing and provide for these charges and cost in his bid.

1.04 TESTING AND INSPECTIONS: Contractor shall assist in making periodic inspections or tests as required by the Engineer. When required, Contractor shall provide the assistance of foreman and qualified craftsmen for reasonable duration of each test, etc. Cooperate with other Contractors in preventing premature operation of equipment like water process equipment, etc., which should be first run in presence of personnel responsible for each item.

After wiring is completed, the Contractor shall test for shorts and open circuits, intentional and unintentional grounds. All shorts, open circuits, and unintentional grounds shall be corrected.

1.05 GUARANTEE: Workmanship and materials shall be guaranteed for period of one year from date of official acceptance of contract. Be responsible for any adjustments, replacements and corrections necessary to restore project to first-class condition if deficiency is due to faulty workmanship or materials.

1.06 CONDUIT SYSTEMS: Use galvanized or sheradized steel conduit in damp locations, exterior walls, exposed out of doors or when subject to mechanical

damage after installation. Underground runs, use PVC, schedule 80 incased in concrete per NEMA standards and buried at required depth per NEMA standards. Provide electrical line red warning tape buried six (6) inches above conduit run. Protect conduits against entry of debris; keep ends capped during construction; clear or replace obstructed conduits.

Size and install conduits so that conductors may be installed without damage or excessive strain, using NEC as a minimum standard. For rigid conduit use double lock nut and bushings. For conduits larger than 1", use grounding type insulation bushing. Entire conduit system shall provide a dependable path to ground. EMT fittings shall be watertight type, T&B 5100 series. Crimped or set screw types are not acceptable.

Ream ends after threading, make bends with an approved bending tool. Replace deformed bends or off-sets. Avoid hot water pipes, stay at least 3" from covering of hot pipes except as crossing, then at least 1".

1.07 PULL BOXES AND JUNCTION BOXES: Pull boxes shall be code gauge and size galvanized steel and shall be installed where accessible and in location shown on the drawings or where required to facilitate the easy pulling of wires. Boxes shall be sized properly for the conduits and wires entering them. In outdoor and process areas use weatherproof and corrosion resistant boxes.

1.08 OUTLET BOXES: On exposed conduit in process areas, use Crouse-Hinds No. FS or FD or other galvanized steel types. All boxes galvanized, or cadmium plated, or better.

1.09 CONDUCTORS AND GENERAL WIRING METHODS: Type THW 600-volt copper wire for general use and types THHN 600-volt copper for High Ambient Temperature; where Contractor sizes conduit based on conductor required, basis is type THW. Approved manufacturers, Triangle, General Cable, Collyer, National Electric Products, or approved equal. Size, type and trade name stamped permanently at regular intervals on all conductors. All wire shall be color coded.

Install wire in conduit after all work which may cause damage is completed. Powdered talc or other approved compound may be used as lubricant where necessary.

Make joints and splices in conductors with approved insulating type compression fittings, T&B, Sta-kon, or Buchanan splice caps. Wire-nuts are not acceptable.

1.10 GROUNDING AND BONDING REQUIREMENTS

In order to provide a safe and reliable system, all structures, piping, equipment and electrical services involved must be properly grounded and bonded to a properly sized and installed grounding electrode system.

All work will comply with every facet of the National Electric Code Article 250, current edition. Particular attention must be given to sections 250.56 and 250.58.

The article 250 requirement for a ground resistance of 25 ohms or less shall be considered as the minimum and a resistance of 4 ohms or less shall be the goal. This resistance will be measured with equipment using a three point resistance measurement and "fall of potential" system.

All motor control centers and control panels shall have as a minimum, a ground ring near the structure or building consisting of #2/0 bare copper and 10 foot long by ¾" diameter copper clad ground rods. There will be at least three (3) ground rods spaced no more than twelve (12) feet apart to make a grounding "ring". All connections will be exothermic (Cadweld) performed by qualified personnel. All devices located near the structure or building shall be bonded to the ground ring.

Other structures will have a grounding system appropriate for the location per the National Electric Code article 250.

Conduit work, motors, panel boards and electrical equipment are to be effectively and permanently grounded. Feeder conduits shall provide a good path to system ground.

The grounding screw on all grounding type receptacles shall be securely grounded to the outlet box with lug and screw, or use self-grounding types.

Verify electrical continuity of all conduit runs and correct any discrepancies.

The Contractor shall be responsible for determining the extent of grounding and bonding requirements for equipment located at the site(s) covered under the contract(s) as listed herein. The Contractor shall provide for these charges, and cost in his bid.

1.11 EXCAVATION AND BACKFILLING: Excavate trenches for underground conduit or cable to required depth and width. After conduit of cable has been installed, inspected, and approved, backfill trench with earth free of trash, rock, brick and debris, and compact as required. Under slab, follow compaction rules for general work on this project. Underground workmanship applies under slab; depth can be reduced, but provide full and complete encasement. Bond conduit to any membrane passed through.

1.12 CLEANING: As required, clean all equipment or exposed material provided or

installed under this section. Protect from any normal use of paint, mortar, etc.

1.13 WORKMANSHIP: All work shall be done in a thorough, substantial, and workmanlike manner by competent workmen. Applicable rules of National Electric Code apply as minimum standard for this contract but do not replace or reduce any specific requirement herein.

1.14 INTERFERENCES: The drawings are generally diagrammatic. Cooperate with other trades so that interferences of conduit, equipment, piping, etc., will be avoided. If interference develops, refer promptly to Engineer for decision.

END OF SECTION

SECTION 16060
GROUNDING AND BONDING FOR ELECTRICAL SYSTEMS

PART 1 – GENERAL

1.01 DESCRIPTION

A. This section specifies the general grounding and bonding requirements for electrical equipment and operations to provide a low impedance path for possible ground fault currents.

B. "Grounding electrode system" refers to all electrodes required by NEC, as well as made, supplementary, and lightning protection system grounding electrodes. The terms "connect" and "bond" are used interchangeably in this specification and have the same meaning.

1.02 RELATED WORK

C. Section 16050 – Electrical Material and Methods

D. Section 16900 – Process Instrumentation and Control

1.03 SUBMITTALS

A. Shop Drawings:

1. Clearly present enough information to determine compliance with drawings and specifications.
2. Include the location of system grounding electrode connections and the routing of aboveground and underground grounding electrode conductors.

B. Test Reports: Provide certified test reports of ground resistance.

C. Certifications: Two weeks prior to final inspection, submit four copies of the following to the Project Engineer:

1. Certification that the materials and installation are in accordance with the drawings and specifications.
2. Certification by the Contractor that the complete installation has been properly installed and tested.

1.05 APPLICABLE PUBLICATIONS

Publications listed below (including amendments, addenda, revisions, supplements, and errata) form a part of this specification to the extent referenced. Publications are referenced in the text by designation only.

A. American Society for Testing and Materials (ASTM):
   B1-07.....Standard Specification for Hard-Drawn Copper Wire
   B3-07.....Standard Specification for Soft or Annealed Copper Wire
   B8-04.....Standard Specification for Concentric-Lay-Stranded Copper Conductors, Hard, Medium-Hard, or Soft
B. Institute of Electrical and Electronics Engineers, Inc. (IEEE):
   81-1983.....IEEE Guide for Measuring Earth Resistivity, Ground Impedance, and Earth Surface Potentials of a Ground System
   C2-07.....National Electrical Safety Code
C. National Fire Protection Association (NFPA):
   70-08.....National Electrical Code (NEC)
   99-2005.....Health Care Facilities
D. Underwriters Laboratories, Inc. (UL):
   44-05.....Thermoset-Insulated Wires and Cables
   83-08.....Thermoplastic-Insulated Wires and Cables
   467-07.....Grounding and Bonding Equipment
   486A-486B-03.....Wire Connectors

PART 2 – PRODUCTS

2.01 GROUNDING AND BONDING CONDUCTORS

A. Equipment grounding conductors shall be UL 44 or UL 83 insulated stranded copper, except that sizes No. 10 AWG [6 mm²] and smaller shall be solid copper. Insulation color shall be continuous green for all equipment grounding conductors, except that wire sizes No. 4 AWG [25 mm²] and larger shall be identified per NEC.
B. Bonding conductors shall be ASTM B8 bare stranded copper, except that sizes No. 10 AWG [6 mm²] and smaller shall be ASTM B1 solid bare copper wire.
C. Conductor sizes shall not be less than shown on the drawings, or not less than required by the NEC, whichever is greater.
D. Isolated Power Systems (if applicable): Type XHHW-2 insulation with a dielectric constant of 3.5 or less.

2.02 GROUND RODS

A. Steel or copper clad steel, 0.75 in [19 mm] diameter by 10 ft [30 M] long, conforming to UL 467.
B. Quantity of rods shall be as required to obtain the specified ground resistance, as shown on the drawings.

2.03 CONCRETE ENCASED ELECTRODE

Concrete encased electrode shall be No. 4 AWG bare copper wire, installed per NEC.

2.04 GROUND CONNECTIONS

A. Below Grade: Exothermic-welded type connectors.
B. Above Grade:
   1. Bonding Jumpers: Compression-type connectors, using zinc-plated fasteners and external tooth lockwashers.
   2. Connection to Building Steel: Exothermic-welded type connectors.
   3. Ground Busbars: Two-hole compression type lugs, using tin-plated copper or copper alloy bolts and nuts.
   4. Rack and Cabinet Ground Bars: One-hole compression-type lugs, using zinc-plated or copper alloy fasteners.

2.05 EQUIPMENT RACK AND CABINET GROUND BARS

Provide solid copper ground bars designed for mounting on the framework of open or cabinet-enclosed equipment racks with minimum dimensions of 0.375 in [4 mm] thick x 0.75 in [19 mm] wide.

2.06 GROUND TERMINAL BLOCKS

At any equipment mounting location (e.g., backboards and hinged cover enclosures) where rack-type ground bars cannot be mounted, provide screw lug-type terminal blocks.

2.07 GROUNDING BUS

Pre-drilled rectangular copper bar with stand-off insulators, minimum 0.25 in [6.3 mm] thick x 4 in [100 mm] high in cross-section, length as shown on drawings, with 0.281 in [7.1 mm] holes spaced 1.125 in [28 mm] apart.

PART 3 – EXECUTION

3.01 GENERAL

A. Ground in accordance with the NEC, as shown on drawings, and as specified herein.
B. System Grounding:
   1. Secondary service neutrals: Ground at the supply side of the secondary disconnecting means and at the related transformers.

2. Separately derived systems (transformers downstream from the service entrance): Ground the secondary neutral.

C. Equipment Grounding: Metallic structures, including ductwork and building steel, enclosures, raceways, junction boxes, outlet boxes, cabinets, machine frames, and other conductive items in close proximity with electrical circuits, shall be bonded and grounded.

3.02 INACCESSIBLE GROUNDING CONNECTIONS

Make grounding connections, which are normally buried or otherwise inaccessible (except connections for which access for periodic testing is required), by exothermic weld.

3.03 SECONDARY VOLTAGE EQUIPMENT AND CIRCUITS

A. Main Bonding Jumper: Bond the secondary service neutral to the ground bus in the service equipment.

B. Metallic Piping, Building Steel, and Supplemental Electrode(s):

1. Provide a grounding electrode conductor sized per NEC between the service equipment ground bus and all metallic water pipe systems, building steel, and supplemental or made electrodes. Provide jumper insulating joints in the metallic piping. All connections to electrodes shall be made with fittings that conform to UL 467.
2. Provide a supplemental ground electrode and bond to the grounding electrode system.

C. Service Disconnect (Separate Individual Enclosure): Provide a ground bar bolted to the enclosure with lugs for connecting the various grounding conductors.

D. Switchgear, Switchboards, Panelboards, Motor Control Centers and Panelboards, Engine-Generators, and Automatic Transfer Switches:

1. Connect the various feeder equipment grounding conductors to the ground bus in the enclosure with suitable pressure connectors.
2. For service entrance equipment, connect the grounding electrode conductor to the ground bus.
3. Provide ground bars, bolted to the housing, with sufficient lugs to terminate the equipment grounding conductors.
4. Connect metallic conduits that terminate without mechanical connection to the housing, by grounding bushings and grounding conductor to the equipment ground bus.

E. Transformers:

1. Exterior: Exterior transformers supplying interior service equipment shall have the neutral grounded at the transformer secondary. Provide a grounding electrode at the transformer.
2. Separately derived systems (transformers downstream from service equipment): Ground the secondary neutral at the transformer. Provide a grounding electrode conductor from the transformer to

the nearest component of the grounding electrode system **or** to the ground bar at the service equipment.

3.04 RACEWAY

A. Conduit Systems:
   1. Ground all metallic conduit systems. All metallic conduit systems shall contain an equipment grounding conductor.
   2. Non-metallic conduit systems, except non-metallic feeder conduits that carry a grounded conductor from exterior transformers to interior or building-mounted service entrance equipment, shall contain an equipment grounding conductor.
   3. Conduit that only contains a grounding conductor, and is provided for its mechanical protection, shall be bonded to that conductor at the entrance and exit from the conduit.
   4. Metallic conduits which terminate without mechanical connection to electrical equipment housing by means of locknut and bushings or adapters, shall be provided with grounding bushings. Connect bushings with a bare grounding conductor to the equipment ground bus.

B. Feeders and Branch Circuits: Install equipment grounding conductors with all feeders and power and lighting branch circuits.

C. Boxes, Cabinets, Enclosures, and Panelboards:
   1. Bond the equipment grounding conductor to each pullbox, junction box, outlet box, device box, cabinets, and other enclosures through which the conductor passes (except for special grounding systems for intensive care units and other critical units shown).
   2. Provide lugs in each box and enclosure for equipment grounding conductor termination.

D. Wireway Systems:
   1. Bond the metallic structures of wireway to provide 100% electrical continuity throughout the wireway system, by connecting a No. 6 AWG [16 mm^2] bonding jumper at all intermediate metallic enclosures and across all section junctions.
   2. Install insulated No. 6 AWG [16 mm^2] bonding jumpers between the wireway system, bonded as required above, and the closest building ground at each end and approximately every 50 ft [16 M].
   3. Use insulated No. 6 AWG [16 mm^2] bonding jumpers to ground or bond metallic wireway at each end for all intermediate metallic enclosures and across all section junctions.
   4. Use insulated No. 6 AWG [16 mm^2] bonding jumpers to ground cable tray to column-mounted building ground plates (pads) at each end and approximately every 49 ft [15 M].

E. Receptacles shall not be grounded through their mounting screws. Ground receptacles with a jumper from the receptacle green ground

terminal to the device box ground screw and a jumper to the branch circuit equipment grounding conductor.

F. Ground lighting fixtures to the equipment grounding conductor of the wiring system when the green ground is provided; otherwise, ground the fixtures through the conduit systems. Fixtures connected with flexible conduit shall have a green ground wire included with the power wires from the fixture through the flexible conduit to the first outlet box.

G. Fixed electrical appliances and equipment shall be provided with a ground lug for termination of the equipment grounding conductor.

H. Raised Floors: Provide bonding of all raised floor components (if applicable).

3.05 OUTDOOR METALLIC FENCES AROUND ELECTRICAL EQUIPMENT

Fences shall be grounded with a ground rod at each fixed gate post and at each corner post. Drive ground rods until the top is 12 in [300 mm] below grade. Attach a No. 4 AWG [25 mm^2] copper conductor by exothermic weld to the ground rods, and extend underground to the immediate vicinity of fence post. Lace the conductor vertically into 12 in [300 mm] of fence mesh and fasten by two approved bronze compression fittings, one to bond the wire to post and the other to bond the wire to fence. Each gate section shall be bonded to its gatepost by a 0.375 in x 1 in [3 mm x 25 mm] flexible, braided copper strap and ground post clamps. Clamps shall be of the anti-electrolysis type.

3.06 CORROSION INHIBITORS

When making ground and ground bonding connections, apply a corrosion inhibitor to all contact surfaces. Use corrosion inhibitor appropriate for protecting a connection between the metals used.

3.07 CONDUCTIVE PIPING

A. Bond all conductive piping systems, interior and exterior, to the grounding electrode system. Bonding connections shall be made as close as practical to the equipment ground bus.

B. In operating rooms and at intensive care and coronary care type beds, bond the gases and suction piping at the outlets directly to the room or patient ground bus.

3.08 LIGHTNING PROTECTION SYSTEM

Bond the lightning protection system to the electrical grounding electrode system.

3.09 ELECTRICAL ROOM GROUNDING

Building Earth Ground Busbars: Provide ground busbar and mounting hardware at each electrical room and connect to pigtail extensions of the building grounding ring.

3.10 EXTERIOR LIGHT POLES

Provide 20 ft [6.1 M] of No. 4 bare copper coiled at bottom of pole base excavation prior to pour, plus additional unspliced length in and above foundation as required to reach pole ground stud.

3.11 GROUND RESISTANCE

A. Grounding system resistance to ground of 25 ohms or less shall be considered as the **minimum** and a resistance of 5 ohms or less shall be the goal. Make any modifications or additions to the grounding electrode system necessary for compliance without additional cost to the Customer. Final tests shall ensure that this requirement is met.

B. Resistance of the grounding electrode system shall be measured using a four-terminal fall-of-potential method as defined in IEEE 81. Ground resistance measurements shall be made before the electrical distribution system is energized and shall be made in normally dry conditions not fewer than 48 hours after the last rainfall. Resistance measurements of separate grounding electrode systems shall be made before the systems are bonded together below grade. The combined resistance of separate systems may be used to meet the required resistance, but the specified number of electrodes must still be provided.

C. Services at power company interface points shall comply with the power company ground resistance requirements.

D. Below-grade connections shall be visually inspected by the Project Engineer prior to backfilling. The Contractor shall notify the Project Engineer 24 hours before the connections are ready for inspection.

3.12 GROUND ROD INSTALLATION

A. For outdoor installations, drive each rod vertically in the earth, until top of rod is 24 in [609 mm] below final grade.

B. For indoor installations, leave 4 in [100 mm] of rod exposed.

C. Where permanently concealed ground connections are required, make the connections by the exothermic process, to form solid metal joints. Make accessible ground connections with mechanical pressure-type ground connectors.

D. Where rock prevents the driving of vertical ground rods, install angled ground rods or grounding electrodes in horizontal trenches to achieve the specified resistance.

END OF SECTION

SECTION 16900

PROCESS INSTRUMENTATION AND CONTROL

PART 1 – GENERAL

1.01 WORK INCLUDED

The work covered under this section of the specifications includes the furnishing and installing of all instrumentation and control hereinafter specified to perform the intended function.

1.02 RELATED WORK

E. Section 16050 – Electrical Material and Methods
F. Section 16060 – Grounding and Bonding

PART 2 – PRODUCTS

2.01 SYSTEM SUPPLIER

All instrumentation and control systems equipment shall be furnished by a System Supplier. The System Supplier shall provide and be responsible for the proper operation of all Process Instrumentation and Controls and Control Panels. The System Supplier shall perform in house submittal drawings and assembly of products. Subcontracting submittal drawings and equipment assembly will not be permitted.

Substitutions of functions or equipment specified will not be acceptable.

The entire system shall be warranted for one year from date of substantial completion.

The Contractor shall assign full responsibility for the function operation of all new instrumentation and control systems to a System Supplier. This System Supplier shall be responsible for all coordination necessary in order to select, to furnish, to supervise installation and connections, to calibrate, and to place into operation all instrumentation and controls along with all other equipment and accessories as specified herein. The System Supplier shall be a licensed electrical contractor in the state of Mississippi.

The System Supplier shall be one of established favorable reputation who has designed and produced similar systems and components for a period of at least (10) ten years.

It shall be required of the System Supplier to execute and submit a guarantee to assume full responsibility as defined in Section 2.01, paragraph 'A' above. It is the duty of the Contractor to include this guarantee with his Bidding Documents.

Only the guarantee of the System Supplier whose name the Contractor has inserted in his Bidding Documents is required. Failure by a System Supplier to provide a written guarantee with his proposal shall be deemed by the Contractor as "NO BID" and that System Supplier will not be acceptable. The written guarantee shall be on the named System Supplier's letterhead and shall be signed by a responsible representative who will be primarily involved in the fulfillment of this guarantee. The written guarantee shall be stated as follows:

"... (Name of Single Source System Supplier)...guarantees that the proposal offered provides for complete compliance with all requirements of this section of the project specifications without exceptions to these specifications.

Full responsibility will be placed upon... (Name of Single Source System Supplier)...for all coordination necessary to select, to furnish, to supervise installation and connections, to calibrate, and to place into operation Process Instrumentation and Controls, Control Panels, and all other equipment and accessories needed to provide a complete operating system to comply with requirements of this section of the project specifications.

... (Name of Single Source System Supplier)... guarantees to provide all submittal drawings, instruction manuals, and qualified personnel for specified field services and training, all as defined within this section of the project specifications."

... (Name of Single Source System Supplier)... is a licensed electrical contractor in the state of Mississippi; Certificate of Responsibility No. , name of qualifying party_____;

Guarantee on system function and equipment shall be one (1) year from date of substantial completion or partial acceptance.

2.02 SUBMITTAL DRAWINGS

A. Descriptive literature and drawings for equipment and systems being furnished under this section shall be included in two submittals as a maximum. If two submittals are made, the first shall include all primary devices, transmitters, sensors, and field mounted equipment. The second submittal will include the balance of the submittal required. The submittal shall include as a minimum, equipment specifications,

dimensional drawings, flow and other calculations, schematic drawings of each and every system within the complete offering, and such other information requested by the Engineer or considered necessary to the proper installation of the equipment. Furnish submittals in a Bound Booklet Form 8.5" X 11". No sheets shall be larger than 8.5" X 11". Foldout larger sheets will not be acceptable. This submittal shall include coordinated information and drawings for all items that the Single Source System Supplier is required to furnish under this section of the specifications, all in one integrated and coordinated manual. Each item of a submittal shall carry the appropriate title and be indexed against the appropriate specification item.

B. A quantity of four (4) sets of submittals shall be furnished for the Engineer's approval.

2.03 INSTRUCTION MANUALS

Prior to 65% of the value of job completion, System Supplier shall furnish two (2) copies to the Engineer of all descriptive matter and complete system operation instruction manuals in separate indexed binders coordinated with the equipment that is furnished and installed for approval. System Supplier shall incorporate Engineer's comments and resubmit for approval within thirty (30) days of receipt of Engineer's comments. Once final approval is obtained, System Supplier shall furnish two (2) to the Engineer.

2.04 RELATED SYSTEM COMPONENTS

The attention of the System Supplier is called to sections concerned with electrical work, chemical feeders, valves, piping, etc., and such other devices not specified under this section, but related to it.

PART 3 – EXECUTION

3.01 ENGINEERING SUPERVISION

C. The services of a qualified representative of the selected Single Source System Supplier shall be provided to inspect the completed installation, suggest all adjustments necessary to place the system in proper operation, and instruct operating personnel in the care and operation of the equipment furnished. A minimum of one (1) day and one (1) trip start-up service and training operating personnel shall be included. The services shall be furnished by the Contractor as a part of the work included under this section of the specifications.

D. The System Supplier shall show satisfactory evidence that he maintains, a fully equipped factory organization capable of furnishing adequate service

for the equipment furnished, included replacement parts. Suppliers employing outside organizations for "ON CALL" service shall not be considered.

3.02 GENERAL INSTALLATION

E. Installation of instrumentation and controls shall be in strict compliance with the manufacturer's instruction. The locations of these items as shown on the Contract Drawings are approximate only. Exact locations shall be as approved by the Engineer during construction. It is the duty of the Contractor to obtain, in the field, all relevant information required for proper placement of instrumentation and controls. In the case of interference with other work, proceed as instructed by the Engineer and provide all materials and labor required to prevent construction delays.

F. Execution of the installation shall be in full accordance with codes and local rulings. The Contractor shall be responsible for any expenses that are a result of work performed contrary to said codes and regulations.

G. The System Supplier shall coordinate with the Contractor the installation, the location of process equipment, and connections of process equipment to related equipment panels, subject to the Engineer's approval. The equipment being furnished with electrical controls or instrumentation must be submitted to the System Supplier for approval and coordination with all other control and instrumentation on this project. This engineer will not approve any equipment submittal until this coordination has been accomplished.

3.03 SPARE PARTS

H. Provide the following spare parts packaged for long-term storage and delivered to the owner.

QTY.	MODEL NO.	DESCRIPTION
1	DC	Duplex Pump Controller
1	MM	Motor Current Monitor
1	SP	Control Voltage Surge Protector
1	AP	Antenna Protector
1	UPS	Uninterruptible Power Supply

I. The System Supplier shall maintain an inventory at his facility of at least one (1) part of each type furnished on this project. These parts shall be available for delivery to the owner in a maximum of twenty-four (24) hours.

3.04 DELIVERY AND HANDLING

After delivery to the jobsite, the Contractor shall store the control panel off of the ground in a dry location until such time as it is mounted and supplied with electrical service. The contractor shall also insure that the pump power and control cords, as well as control floats, are protected from submergence until they are properly installed and sealed.

3.05 CONTROL PANEL STAND (when required)

Each control panel stand shall be fabricated per the detail indicated in the plans. Control panel stand legs shall be cemented into the ground a minimum of three feet (3') deep. The control panel shall be bolted at all four corners to the control panel stand with stainless steel hardware. Control panels shall be installed following manufacturer's instructions properly leveled. When installed, the bottom of the control panel shall be approximately four feet (4') above finished grade elevation.

PART 4 - CONTROL PANEL SPECIFICATIONS

4.01 GENERAL

A. Enclosure shall be constructed of a minimum 16 gauge, galvanized steel with stainless steel, quarter turn, quick-release latching mechanisms and a padlocking hasp. Enclosure shall be factory painted with white polyester powder paint inside and out over pretreated surfaces. The enclosure shall be rated NEMA Type 3R and manufactured by Hoffman, Electromate or approved equal. Enclosure backplate shall be a minimum of 12-gauge steel, finished with white polyester powder paint or a conductive, corrosion-resistant coating.

B. All power and control wires shall be stranded copper type MTW. All wiring shall be in covered plastic wireway.

C. All points necessary for external connection in the controller, whether power or control, shall be wired to a terminal strip located at the top or bottom of the enclosure as directed by the engineer. The terminal strip shall be permanently marked with the same designation as the wire connected to it.

D. All power and control wires shall be marked at both ends using self-adhering wire markers. No two wires having different functions within the control panel shall have the same markings.

E. All circuit breakers, starters, and other control devices mounted within the controller panel shall be labeled for identification both within the panel and on the wiring schematic with corresponding designations.

F. Control power shall be 120 volts and shall be protected by a correctly sized circuit breaker. If required, provide a properly sized control power transformer with primary over current protection.

G. Each starter shall be provided with overload protection in all three phases and each individual starter shall have phase failure protection.

H. All selector switches, pilot lights and control devices shall be visible and operable from the Controller exterior door or an interior deadfront panel when required. The deadfront panel shall be constructed of anodized aluminum and shall have a continuous aluminum hinge. An anodized aluminum deadfront shall be utilized when the Controller environment is not conducive to exposed controls or as specified on drawings.

I. All approval drawings shall be prepared per J.I.C. standards for engineers review prior to any fabrication of control equipment. The Controller shall be produced by a UL 508 listed shop. Proof of label availability shall be submitted with above drawing.

J. The controller manufacturer shall provide a written warranty with approval drawings covering all Control materials and parts furnished for a period ending one year after final acceptance of the project. This warranty shall cover all material replacement, all labor, and all travel expenses.

K. The controller manufacturer shall show satisfactory evidence that he maintains a fully equipped factory organization capable of furnishing adequate service for the equipment furnished, including replacement parts within a 150 mile radius of the job site. Suppliers employing outside organizations for "ON CALL" service shall not be considered.

L. The quality establishing brand for the control panel(s) shall be that as manufactured by Control Systems, Inc. of Jackson, MS.

4.02 DUPLEX PUMP STATION CONTROL PANEL

A. SERVICE ENTRANCE: The control panel shall be designed for 120/240-volt, three-phase, four-wire power. The control panel shall be rated NEMA 3R.

B. MAIN BREAKER: Provide a properly sized Main Breaker. In addition, provide a through the door operator mounted on the interior deadfront. The operator shall prevent the deadfront from being opened while the breaker is in the "ON" position.

C. POWER DISTRIBUTION BLOCKS: Provide properly sized Power

Distribution Block(s) (PDB), as required for the control panel. Power distribution blocks shall be manufactured by Marathon, Square D, or approved equal.

D. SERVICE ENTRANCE SURGE PROTECTION DEVICE: Provide a service entrance rated Type 2, AC power distribution Surge Protection Device (SPD), per Component Specifications, designed to protect all types of loads fed from distribution panels, branch panels and/or individual equipment panels. Units shall be UL listed and shall bear a UL label. Surge Protection Device shall be rated for 160kA per phase and 80kA per mode.

E. PHASE/POWER MONITOR: Provide a service entrance Power Monitor (PM), per Component Specifications. During power monitor failure detection, no three phase motors shall be allowed to operate.

F. LIFT STATION PUMPS NO.1 AND NO.2: Provide a combination circuit breaker and Solid State Starter (SSS), per Component Specifications, for each pump. The Solid State Starter shall come complete with a shorting contactor, overload protection, and shall have a programmable soft start and soft stop feature. Starter shall be programmed to soft start and soft stop the motor. Acceptable soft start starter manufactures shall be Allen Bradley model SMC-Flex, Siemens model Sirius, or approved equal. Solid state starter shall be sized for the type required by the servicing power company and for the actual motor horsepower. The actual horsepower may differ than that indicated on drawing. In addition, provide the following additional equipment and controls:

1. Provide a Duplex Pump Controller with built-in remote telemetry unit and lift station analyzer (DC1-2), per Component Specifications. The duplex pump controller shall include all auxiliary modules required to transmit all pump input/output data signals to the existing City of Hattiesburg office site CTU and SCADA system computer. In the automatic mode, the Duplex Pump Controller shall receive stop and start commands based on the level in the pump station wet well as sensed by the float switches (F), as described below in Part 5.

2. Provide a float switch input indicator and test module with improper input sequence indicator and controls (FT1-2), per Component Specifications.

3. Provide Motor Monitors (MM-1 and MM-2) complete with properly sized Current Transformer, both per Component Specifications. The Motor Monitor shall provide a positive run signal, monitor motor running current, and indicate motor running time and motor full load running amperes. In addition, the motor monitor shall

come complete with high and low amperes set points for the pump. The pump motor current shall be transferred to the CTU and displayed on the SCADA system computer via the duplex pump controller, as described above.

G. DUPLEX RECEPTACLE: Provide a 120V, 20 amp, duplex receptacle mounted on the backplate of the controller enclosure for programming and diagnostic equipment use. Receptacle shall come complete with handy box.

H. POWER SUPPLY: Provide a Power Supply (DPS), per component specifications. The power supply shall provide 13.5V DC for the Radio Modem Transceiver and Current Monitor.

I. UNINTERRUPTIBLE POWER SUPPLY: Provide an Uninterruptible Power Supply (UPS), per Component Specifications. The unit shall be a 12V DC battery charger with 24V DC auxiliary power output option if required. In Addition, provide one (1) 12V DC 12 Ah Backup Battery (BAT) for the system in the event of a power failure.

J. RADIO ANTENNA: Provide a Radio Antenna (ANT), per Component Specifications. Radio Antenna shall be Omni or Yagi type unit with gain as required for signal strength. The antenna shall be connected to the radio (RMT), with RG/8U low loss coaxial cable. In addition, a coaxial type Antenna Protector (AP), also per Component Specifications, shall be provided for connection of coaxial cable to the control panel enclosure.

K. RADIO MODEM TRANSCEIVER: Provide a Radio Modem Transceiver (RMT), per Component Specifications and meeting the requirement of FCC Part 90. The RMT shall include built-in radio diagnostics capable of reporting specific unit conditions including programming, link testing, temperature, supply voltage, and Received Signal Strength Intensity (RSSI). Diagnostic data shall be capable of communication online with each transmission with no interruption in the application and with minimum overhead. All electrical connections to the RMT shall be plug-in type for ease of repair.

L. BRANCH FEEDER BREAKERS: Provide the following 120-volt single pole circuit breakers.

1. 20 Amp, 1 pole for Control Power
2. 20 Amp, 1 pole for GFI Weatherproof Duplex Receptacle

A. CONTROL POWER SURGE PROTECTOR: Provide an in-line (series) 120 volt, single-phase, 20A continuous power Surge Protection Device (SPD),

per Component Specifications, designed to protect all of the loads fed from the control power circuit.

B. GROUND FAULT INTERRUPTER RECEPTACLE: Provide a 120 Volt, 15 amp, Weatherproof Duplex GFCI Receptacle mounted on the side of enclosure for electrical hand tool use. Receptacle shall come complete with a weatherproof cover. Cover shall be UL listed for wet locations, with cover closed, and shall be constructed of tough plastic that is resistant to high impact and sunlight. In addition, the cover shall be non-corrosive, non-conductive and protect against rain, snow and ice.

C. COMMON ALARM LIGHT: Provide a weatherproof exterior Alarm Light (AL), per Component Specifications, with red Lexan lens and mounted on the side of building where shown on plans or as directed by the project engineer. The alarm light shall burn dim and steady during normal conditions to indicate electrical power "ON" and lamp good. During any alarm condition, the alarm light shall flash brightly.

PART 5 – FIELD INSTRUMENTATION, CONTROLS, AND MODIFICATIONS

5.01 CENTRAL COMPUTER MODIFICATIONS: Upon installation of radio telemetry and current monitoring equipment, necessary modifications shall be made to the existing central computer and associated equipment to incorporate all existing and new data to be transmitted from the Dogwood Drive Duplex Pump Station. All data installed on this project shall be incorporated into the existing City of Hattiesburg central telemetry unit (CTU) and SCADA system to provide the operator with graphical interface, monitoring and control as well as provide records of appropriate system transactions. The control system supplier shall be responsible for coordinating all work with the City of Hattiesburg and the project Engineer.

5.02 Provide a float control system for the pumping station to operate the pumps. Provide High Level, Lead Start, Lag Start, All Stop Float Switches (F), and Low Water Alarm per Component Specifications, mounted in wetwell. Float switches shall be set at operating levels per Project Engineers direction. The float switch shall be a direct acting switch and contain a single pole mercury switch, which actuates when the longitudinal axis of the float is horizontal and deactuates when the liquid level falls 1" below the actuation elevation. The float shall have a chemical resistant polypropylene casing with a firmly bonded electrical cable protruding. One end of the cable shall be permanently connected to the enclosed mercury switch and the entire assembly shall be capsulated to form a completely watertight and impact resistance unit. Provide the following float switches and control points:

A. High Level Alarm
B. Lag Start
C. Lead Start

D. All Stop
E. Low Water Alarm

PART 6 – RTU SOFTWARE, PROGRAMMING AND LICENSING

6.01 COMMUNICATIONS PROTOCOL: All CTU/RTU=s shall include driver software for industry standard protocols including MODBUS and Bricknet. The Resource Management Facilities communications system shall be based upon an open, nonproprietary protocol. The protocol shall support "store and forward" as well as "peer-to-peer" communications. All protocols must be submitted with complete documentation including but not limited to all data structures and algorithms (such as CRC calculations) required to interface future equipment to the telemetry network. Documentation that the ENGINEER deems insufficient shall disqualify the protocol. The ENGINEER and OWNER reserve the right to disqualify the facilities supplier=s bid based upon a disqualified protocol. **No proprietary closed communication protocols shall be accepted.**

6.02 PROGRAMMING LANGUAGE SOFTWARE: The CTU/RTU programming language software shall be an industry standard so that future expansion and improvements may be economically accommodated. The programming language shall be Microsoft C/C++. Programming shall provide the specific resource management functions and capabilities for the CTU/RTU modules.

6.03 LICENSING: An application must be submitted to the Federal Communications Commission (FCC) in the name of the system owner and a license issued for the operation of VHF band radio data frequency. All application fees and processing fees for this purpose shall be the responsibility of the contractor.

6.04 RADIO PATH SURVEY: Provide a radio path survey to measure radio signal strength and to properly design transceivers, antennas, masts, and any other equipment necessary for data radio communication between each CTU/RTU site. Contractor shall provide radio repeaters as necessary for this purpose. The Owner=s existing facilities will be made available for installation of this equipment including 120V AC power if already existing. To assure reliable radio data communication, the minimum acceptable signal strength between RMT sites necessary for communication links shall be 85 dB. Provide a Radio Path Survey Report to the {Engineer including all measured field data, survey equipment used, site location including latitude and longitude of all sites, and recommended radio equipment and antennas necessary to achieve the required radio signal strength. This report shall be provided to the engineer for review prior to the installation of any radio equipment. Acceptance of the Radio Path Survey Report shall in no way absolve the Contractor from the responsibility for provision of reliable radio communication system required. Apply for, secure, and provide FCC license(s) in the owner=s name for VHF radio frequency as required for data radio communication. All application fees and processing fees for this purpose shall be the responsibility of the Contractor.

PART 7 – COMPONENT SPECIFICATIONS

7.01 SERVICE ENTRANCE SURGE PROTECTION DEVICE (SPD): The SPD shall be mounted in the control panel / motor control center section adjacent to the Main Breaker. The SPD is connected to the main bus in the panel with conductors of size and of no greater length than indicated in the Surge Protection Device manufacturer's installation instructions. SPD shall be a Type 2 device ideal for distribution panels, branch panels and critical loads.

A. SPD shall provide transient voltage surge suppression and electrical high frequency noise filtering. Unit is designed for parallel connection to the main bus. SPD unit uses selenium cells and metal oxide varistors to achieve its performance. Products using gas tubes, spark gaps, silicon avalanche diodes or other components, which under failed conditions would cause system failure, are not acceptable.

B. Manufacturer qualifications: The product of a manufacturer engaged in the commercial design and manufacture of the type of product described herein for a minimum five (5) years.

C. Standards: Product complies with the requirements of the following:

1. cUL
2. CE Compliant
3. UL 1449 3rd Edition
4. UL 1283 Listed
5. NEMA LS1 Compliance

A. Operating Voltage: 120/240 volts, 3-phase, 4-wire + ground

B. Maximum Continuous Operating Voltage (MCOV): greater than 115 percent of nominal voltage for all products. All suppression filter systems comply with NEMA LS 1.

C. Frequency: Operating frequency range of 47 – 64 Hertz.

D. Protection Modes: all phases – phase to ground; all phases – phase to neutral; all phases – phase to phase; and neutral to ground.

E. Rated Single Pulse Surge Current Capacity: at rated voltage, no less than:

160,000 A	Line to Line
80,000 A	Line to Neutral
80,000 A	Line to Ground

80,000 A Neutral to Ground

F. Tested Single Pulse Surge Current Capacity: Filter system is designed to withstand a single pulse surge current up to 150 percent of the design rating and tested at an independent test laboratory. In the absence of testing facilities capable of such testing, testing of individual components or sub-assemblies within a mode is accepted by ANSI C62.41-1991; the testing includes a Category C1 surge test followed by a second Category C1 test. The test results demonstrate the unit does not degrade by more than 10 percent from the initial test.

G. Clamping Voltage: Suppression filter system clamping voltages are in compliance NEMA LS1-1992.

H. High Frequency Filter: EMI-RFI noise rejection or attenuation values comply with test and evaluation procedures of NEMA LS1-1992.

I. Overcurrent Protection: Unit includes coordinated UL 489 or UL 198 listed or recognized overcurrent protection devices.

J. Documentation: Provide product data including equipment manual, electrical and mechanical drawings indicated dimensions weights, mounting provisions, connection details and layout diagram, certified tests of UL1449 Listing/Clamp Voltages and NEMA LS1 compliance, certified single pulse surge current capacity testing, and minimum repetitive surge current capacity testing.

K. Status Indicators: Unit has long-life, solid state, externally visible status indicators that monitor the on-line status of each phase of the unit.

L. Warranty: 25-years Unlimited Free Replacement for service entrance Surge Protection Device.

M. TVSS system shall be equal to SSI SSMA163D1 for service entrance.

TAG	SERVICE
SPD	Service Entrance Surge Protection Device

7.02 PHASE FAILURE/UNBALANCE/UNDER VOLTAGE/REVERSAL RELAY: Phase monitor shall be designed to protect 3-phase motors regardless of size and for use with 200 – 240 or 425 – 485 VAC, 50 to 60 Hz motors to prevent damage. The unit shall constantly monitor the three phase voltages to detect harmful power line conditions, caused by single phasing, low voltage, phase reversal and voltage unbalance. When a harmful condition is detected, an output relay is deactivated after a trip delay. The output relay shall reactivate after power line conditions return to an acceptable level for the specified Restart Delay. The trip

delay shall prevent nuisance tripping due to rapidly fluctuating power line conditions. Phase monitor shall have the following features and functions.

A. Under Voltage:
Trip: -15% of setting for 230V (-10% for 480V)
Reset: -12% of setting for 230V (-8% for 480V)

B. Over Voltage:
Trip: -15% of setting for 230V (-10% for 480V)
Reset: -12% of setting for 230V (-8% for 480V)

C. Phase Unbalance:
Trip: 7% with 5 second trip delay
15% with 1 second trip delay
Reset: 6%

D. Trip Delay:
5 seconds (delay is reduced to 1 second if Phase Unbalance is 15% or greater)

E. Reset Delay:
2 seconds standard (5-60 seconds optional)

F. Voltage Range: 200V to 240V or 425V to 525V

G. Output Rating: 10A resistive @ 240VAC
6A resistive @ 240VAC

H. Operating Temp: -40ºC to +50ºC, -38ºF to +122ºF

I. Storage Temp: -45ºC to +85ºC, -47ºF to +185ºF

J. Enclosure: Lexan, surface mount

K. UL and cUL listed

TAG	SERVICE
PM	Electrical System Power Monitor

7.03 SOLID STATE STARTER: Provide a solid-state starter, including the following features for each motor.

A. GENERAL

This specification describes the requirements for a solid-state motor controller to provide voltage ramp soft starting of a standard AC induction motor. These controllers shall provide a superior alternative to other types of reduced voltage starting such as autotransformer, wye-delta, primary resistor, and part winding. Provide smooth stepless acceleration, reduced inrush current, smaller physical size, and higher duty cycle capability.

B. QUALIFICATIONS

1. Manufacturer

a. The manufacturer shall have a minimum of fifteen (15) years experience in the manufacturer of solid state reduced voltage

controllers.

b. The approved manufacturers are:

2. Support

a. The manufacturer shall maintain factory trained and authorized service facilities within one-hundred (100) miles of the project and shall have a demonstrated record of service for at least the previous ten (10) years.

b. Support personnel are to be direct employees of the manufacturer.

3. Certification

a. To insure all quality and corrective action procedures are documented and implemented all manufacturing locations shall be certified to the ISO-9001 Series of Quality Standards.

b. Third party manufacturers and brand labeling shall not be allowed.

C. REFERENCES

1. The controller shall be designed to meet the applicable requirements of:

a. EN
b. IEC
c. cULus
d. NEMA
e. IEEE
f. VDE

2. These standards shall include:

a. Creep distances and clearances 600V (UL/CSA) and 500V (IEC)
b. Power terminal markings per EN 50005 and EN 60947
c. Dielectric withstand per UL508 and IEC947
d. Noise and radio frequency (RF) immunity per NEMA ICSA1-109
e. Surge withstand per IEEE587 and IEC 801-5

D. WARRANTY

1. The manufacturer shall provide their standard parts warranty for

eighteen (18) months from the date of shipment or twelve (12) months from the date of being energized, whichever occurs first.

2. This warranty applies only to stand alone solid state reduced voltage controllers.

E. RATINGS

1. The solid state reduced voltage controller shall accept an input voltage of 240 VAC, three-phase plus or minus ten percent (+/-10%).

2. Environmental Ratings

   a. Storage ambient temperature range: -20 to 75 degrees C.
   b. Operating ambient temperature range: 0 to 50 degrees C.
   c. The relative humidity range: 5% to 95% non-condensing.
   d. Operating elevation: up to 2000 Meters.

3. Definitions

   a. The Solid State Reduced Voltage Controller Unit shall refer to the actual controller unit that will be mounted within the specified enclosure.
   b. The Solid State Reduced Voltage Controller System shall refer to the controller unit and all items specified under Controller System Options.

F. SOLID STATE REDUCED VOLTAGE CONTROLLER UNIT DESIGN

1. The open-type controller device shall be modular, consisting of a power structure and a logic component.

2. Power Structure

   a. The power structure shall include an SCR bypass.
   b. The power structure shall include a built-in overload.
   c. For ratings 1 Amps to 1250 Amps, the power structure shall consist of three power poles with integral heatsinks.
   d. Power poles are to be modular in design that each is easily replaceable.
   e. Back-to-back SCR pairs shall be the only power switching semiconductor means acceptable. Diode-SCR (Silicone Controlled Rectifier) combinations shall not be acceptable.
   f. SCRs shall have the following minimum repetitive peak inverse voltage ratings.

i. 1400V for units rated 200 to 480V
ii. 1600V for units rated 200 to 600V
iii. 1800V for units rated 230 to 690V

3. Logic Component

a. The logic component shall be a self-contained control module, compatible with the full range of power structures. The control module shall mount directly to the power structure.

b. The control module shall provide digital microprocessor control and supervision of all controller operation, including pulse firing of the SCRs.

c. The control module shall consist of the following:

i. Self-tuning power supply accepting control power input from 100 to 240 VAC or 24V AC/DC, 50/60 Hz.
ii. Logic control circuitry incorporating a latch circuit for three-wire control.
iii. SCR firing circuitry that incorporates an RC snubber network to prevent false firing.
iv. Input / output circuitry
v. Digital programming keypad.
vi. Backlit LCD display.
vii. DPI communication port.

d. The control module shall be easily removed from the power structure, without the need to disassemble associated printed circuit board assemblies.

e. The control terminals shall be easily accessible and located on the front top of the device. The terminals shall be UL rated for 300 Volts, 10 Amps maximum and accept a maximum of two wires rated number 18 to number 14 AWG.

G. CONTROLLER UNIT FEATURES

1. Starting Modes: The controller shall provide the following starting modes as standard.

a. Soft Start with Selectable Kickstart

i. Programmable initial torque value of 0 to 90 percent of locked rotor torque.
ii. Programmable acceleration ramp time from 0 to 30 seconds.
iii. A selectable kickstart, or boost, shall be provided at the beginning of the voltage ramp. The kickstart shall provide a current pulse of 550 percent of the full load current. The kickstart time shall be adjustable from 0 to 2 seconds.

b. Current Limit Start

i. Provides means of limiting the maximum starting current.
ii. Programmable for 50 to 600 percent of full load current

g. Full Voltage Start

i. Provides across the line starting.
ii. Ramp time shall be less than 0.25 seconds.

h. Dual Ramp Start

i. Provides two separate soft start profiles with separately adjustable ramp times and initial torque settings.
ii. Programmable acceleration times from 0 to 30 seconds
iii. Programmable initial torque values from 0 to 90 percent of locked rotor torque.

i. Soft Stop

ii. The Soft Stop option shall provide a voltage ramp-down for an extended motor stopping time
iii. Soft Stop shall be initiated by a Stop input. A coast-to-rest stop shall still be possible with separate stop input.
iv. Programmable voltage ramp down time from 0 to 60 seconds.
v. The load shall stop when the motor voltage drops to a point where the load torque is greater than the motor torque.

j. Preset Slow Speed

i. Provides a slow speed for applications requiring a slow speed

ii. The Present Slow Speed shall provide two jog speeds in the forward direction: high (15 percent of base speed) and low (7 percent of base speed).

iii. The Present Slow Speed option shall provide two jog speeds in the reverse direction: high (20 percent of base speed) and low (10 percent of base speed). Reverse operating of the motor shall be available in the jog mode without use of reversing contractor.

iv. The starting current for the slow speed operation shall be user adjustable from 0 to 450 percent of the motor's full load current rating.

v. The running current for the slow speed operation shall be user djustable from 0 to 450 percent of the motor's full load current rating.

2. The controller shall provide options for the following mutually exclusive starting and stopping modes. Refer to the system specifications for the option (if any) required.

a. Pump Control

i. The Pump Control option shall be implemented to provide closed loop control of a motor to match the specific torque requirements of centrifugal pumps for both starting and stopping. This shall aid in eliminating the phenomena commonly referred to as "water hammer." Methods utilizing Soft Start with Soft Stop shall not be acceptable.

ii. Closed loop control shall be achieved without using external sensors or feedback devices.

iii. Pump Stop shall be initiated by a dedicated Pump Stop input. A coast-to-rest shall still be possible with a separate stop input.

iv. Programmable starting time from 0 to 30 seconds.

v. Programmable stopping time from 0 to 120 seconds.

3. LCD Display

a. An alphanumeric, backlit LCD display shall be provided for controller set-up, diagnostics, status and monitoring. The

display shall be four-line, 16 characters minimum.

b. Digital parameter adjustment shall be provided through a keypad. Analog potentiometer adjustments are not acceptable.

4. Overload Protection

a. Shall meet applicable standards as a motor thermal protective device.
b. Shall utilize three-phase current sensing. The use of two current transformers shall be unacceptable.
c. Selectable trip classes of 10, 15, 20 and 30 shall be provided as standard.
d. Electronic thermal memory shall provide enhanced motor protection.

5. Digital I/O

a. A minimum of four (4) auxiliary contacts shall be provided for customer use.
b. The contacts shall be rated for 240 Volts AC maximum.
c. Contact configuration shall be programmable and contain the following configurations:

i. Normal Operation (N.O. or N.C.)
ii. Up-to-Speed Indication (N.O. or N.C.)
iii. External Bypass
iv. Fault Indication (N.O. or N.C.)
v. Alarm Indication (N.O. or N.C.)
vi. Network Controlled Output (N.O. or N.C.)

6. DPI Serial Communication Port

a. A DPI serial communication port shall be provided as standard.
b. Optional communication protocol interface modules shall be available for connection to Ethernet, Remote I/O, DH485, ControlNet, DeviceNet and RS232/422/485.

7. Monitoring

a. The controller shall provide the following monitoring functions indicated through the LCD display.

i. Three-phase current

ii. Three-phase voltage
iii. Power in kW
iv. Power usage in kWh or mWh
v. Power factor
vi. Motor thermal capacity usage
vii. Elapsed time

8. Protection and Diagnostics

a. The following protection shall be provided as standard with the controller.

i. Pre-start line fault advising of shorted SCR or missing load connection with phase indication.
ii. Running line fault advising power loss, shorted SCR or missing load connection.
iii. Over temperature
iv. Open Gate with phase indication

b. The following programmable protection shall be provided as standard with the controller.

i. Underload
ii. Undervoltage
iii. Overload
iv. Overvoltage
v. Voltage Unbalance
vi. Excessive Starts Per Hour
vii. Phase Reversal
viii. Stall
ix. Jam

c. When fault conditions are detected, the controller shall inhibit starting or shut down SCR pulse firing.
d. Fault diagnostics shall be indicated in descriptive text on the LCD display. The exclusive use of fault codes is unacceptable.
e. An auxiliary contact that is programmable for fault indication shall be provided for customer use.

TAG	SERVICE
SSS	Pump No.1 Solid State Starter
SSS	Pump No.2 Solid State Starter

7.04 POWER SUPPLY: Power supplies shall be for 120V AC primary and 13.5V DC secondary and shall have a frequency range of 47-440 Hz with an inrush current

of 35A. Secondary adjustment range shall be _10% minimum. Line and Load regulation shall be _0.3%. Output ripple shall be no more than 180mV. Voltage Tolerance shall be _1%. Over voltage protection shall clamp at 115-135% and short circuit protection shall be continuous, self-recovering.

TAG	SERVICE
DPS	DC Power Supply

7.05 UNINTERRUPTIBLE POWER SUPPLY: Provide a battery charger for 12V DC Sealed Lead Acid rechargeable batteries with an optional 24V DC isolated output. The maximum battery current charging current is 2.9 amps for a completely dead battery and typically less than 0.4 amps for battery voltages over 10V DC. Trickle charging shall stop at a battery voltage of 13.8V DC. The unit shall operate on 13.8V DC with a current rating of up to 11 amps. Provide an optional, integral battery backed up 24V DC option that is capable of being field mounted onto the unit, for powering external 4-20 mA loops or other instrumentation of up to 1 amp maximum load and shall be isolated from the input power supply if necessary. Provide quick-connect terminal blocks for all connectors. Provide High and Low input power supply voltage.

TAG	SERVICE
UPS	Uninterruptible Power Supply

7.06 RECHARGEABLE BATTERY: The battery shall be a sealed Lead-Acid type with ABS plastic case and spill proof construction allowing safe operation in any position. Nominal voltage shall be 12V DC (six cells in series). The nominal capacity shall be 12.0 Ah at a discharge rate of 20 hours (600 mA to 10.5 volts). Terminal configuration shall be via quick disconnect tabs type F1: 0.187" x 0.032". Operating temperature range shall be at least -4° to +122°F. The unit shall be UL recognized.

TAG	SERVICE
BAT	Standby Power Supply

7.07 RADIO MODEM TRANSCEIVERS: Radio Modem Transceiver shall provide re-farming compliant high speed data link communication with system security and diagnostic reporting. The RMT shall provide full UHF, VHF, and 900 MHz MAS bands as required by the FCC license. The RMT shall be capable of transmitting MODBUS protocol messages. Built-in radio diagnostics shall be included and shall be capable of reporting specific unit programming, link testing, and radio performance statistics including RSSI, temperature, supply voltage, and additional parameters throughout the radio. Radio diagnostic information shall be capable of on-line communication with each transmission with no interruption in the application, and with minimum overhead. The RMT shall also comply with FCC re-farming and power regulations. Bandwidth shall not exceed 12.5 KHz. To assure communications with the OWNER=s existing resources and to assure

compliance with FCC regulations, Radio Modem Transceivers shall be Cal-Amp Model Guardian 100 - No Substitutes shall be accepted.

TAG	SERVICE
RMT	Radio Modem Transceiver

7.08 ANTENNA: Antennas shall be either of two types with masts/heights as indicated in the Signal Path Survey (which shall be conducted by the facilities supplier). Antenna types shall comply with the following:

Omni Directional Type 1:	Cushcraft Model #CRX-150B (or approved equal)
Yagi Directional Type 2:	Cushcraft Model #P154-4 (or approved equal)

Antenna Height:	Description:
20 Feet	Rohn Model #161005GHS (or approved equal)
30 Feet	Rohn Model #H30 (or approved equal)

TAG	SERVICE
ANT	Radio Modem Transceiver Antenna

7.09 BULKHEAD LIGHTNING ARRESTER: Radio lightning protection shall be bulkhead mounted and shall be rated as follows:

Throughput Energy:	_600 _J
Frequency Range:	1.5 to 400 MHz
Max. Power:	375 W, VHF

TAG	SERVICE
AP	CTU/RTU Radio Lightning Arrestor

7.10 DUPLEX PUMP CONTROLLER: Provide a Duplex Pump Controller including the following features:

A. OPERATORS AND FRONT PANEL INDICATORS (for each pump)

1. Manual-Off-Automatic selector switch
2. Green "Pump Running" pilot light
3. Red "Pump Failure" pilot light
4. Red "Pump Seal Failure" pilot light

B. A Pump NO.1 LEAD – ALTERNATE – Pump NO.2 LEAD sequence selector switch to select either pump as lead pump or to select that the pumps alternate as lead pump on each call for cycle.

C. Signal inputs for stop, lead pump start, lag pump start, and high/low alarm. The sensors shall be optically isolated and operate on 24V DC with a maximum current of 16 mA for intrinsic safety.

D. Pilot light indicators for each signal input described above, as well as, Pump No.1 and No.2 running inputs.

E. The controller shall operate a pump based upon various combinations of signal inputs. Normal operation shall operate pumps in the following automatic sequence:

1. With no signal inputs activated and both pumps off, a stop input activation shall not cause a pump to operate. With a stop input activated and a lead start input activated, the controller shall start a single pump that pump shall operate until the lead start and stop inputs are deactivated. With both the stop and lead start inputs activated and one pump operating, a lag start input being activated shall operate the second pump. Both pumps shall operate until the lag start, lead start, and stop inputs are deactivated.

2. In the event an input device(s) fails to activate the controller shall operate as follows:

3. With a stop input device failure, the controller shall operate a single pump based upon the status of the lead start input and a field adjustable short cycle delay. The short cycle delay shall keep the pump operating after the start input deactivates for the delay time setting. If the stop input device fails to activate, the controller shall operate one pump as described above with the lag start input starting the second pump. Both pumps shall operate until both start inputs are deactivated and the individual pump short cycle delays have expired. In the event both the stop and lead start inputs fail to operate, the controller shall operate both pumps based upon the status of the lag start input and the individual pump short cycle delay timers. Both pumps shall operate until the lag start input is deactivated and the individual pump short cycle delays have expired. If all input devices fail except the high/low alarm input, the controller shall operate both pumps based upon the status of the high/low alarm input and the individual pump short cycle delay timers. Both pumps shall operate until the high/low alarm input is deactivated and the individual pump short cycle delays have expired.

F. A field adjustable failure time delay for each pump, in the range of 5 seconds to 62 minutes, to start the lag pump at the lead pump start point if the lead pump fails or if the lead pump selector switch is placed in the off position. If a pump fails, the remaining functional pump shall remain the

lead pump on future cycles. The failed pump shall only be called to operate at the lag pump operating point. Normal pump alternation shall resume when the failure condition is corrected and the pump has been reset.

G. Soft stop feature to require the pumps to stop three (3) seconds apart during the condition that both pumps are running when signaled to stop. Soft start feature to require the pumps to start three (3) seconds apart during conditions that the lead and lag pumps are called for simultaneously.

H. Individual field adjustable time controls to delay starting each pump in the automatic mode after power failure or during initial startup.

I. Pump failure, pump seal failure, and high/low alarm red pilot lights shall flash when activated. Provide field selectable controls to allow the seal failure indicator to burn steady when activated.

J. Manual override inputs for each pump, which can be used to manually override the duplex controls', pump outputs when the controls are in the Automatic mode. Inputs shall be provided to start or stop each pump from a remote location.

K. Provide a selectable improper sequence alarm to activate the common alarm in the event the control inputs are activated in the wrong order. The proper order shall be Stop, Lead Start, and Lag Start. The High water alarm shall not be included in the improper sequence test. Provide a selectable Lag Stop Level control to allow the lag pump to stop based upon the status of the lead start level input.

L. Provide automatic pump alternation on pump failure and seal failure when a failure condition is detected and the pumps are in the automatic mode. The failed pump shall be made the lag pump on future cycles until the failure condition is corrected. Pump failure shall require manual reset to clear the failure condition and the seal failure condition shall clear when the failure condition clears. Provide field selectable controls to allow the seal failure condition to not automatically alternate the pumps.

M. An exterior alarm light output that would flash the light brightly during any common alarm condition that includes pump failure, seal failure, improper sequence, and high water alarm. The output shall allow the light to dim glow under normal conditions to indicate that power is on and the lamp is good. A normally open common alarm output contact shall be energized by these alarm conditions. Provide selectable controls to prevent the seal failure input from activating the common alarm output and alarm light.

N. Provide an intelligent Lift Station Analyzer with the following features:

1. Provide the following additional inputs: an external normal power failure input for use in remote telemetry, three (3) 4-20 mA analog inputs with an input resistance of 100 ohms.

2. Provide the following additional outputs: pump no.1 is lead, pump no.2 is lead, pump no.1 selector switch is in the automatic position, and pump no.2 selector switch is in the automatic position.

3. Provide front panel status indicators for pump running, pump failure, pump seal failure, high/low alarm and auxiliary input.

4. Provide selectable first on/first off control to allow the first pump activated to be the first pump off when both pumps are activated.

5. Influent and Effluent flow rate calculation based on floats or portable submersible pressure level transmitter.

6. Provide two serial communications ports, one RS-232 and one RS-485 for interfacing with RTU's, PLC's, radio or telephone modems, operator interfaces, and PC's. The ports shall support industry standard communication protocols, such as MODBUS™ and BrickNet™ at baud rates of 1200, 2400, 4800, and 9600.

7. Provide a user selectable unit address from 000 to 999. The switches shall allow the unit address to be set without software or special equipment.

8. Provide user selectable cross sectional area switches. The switches shall allow the cross sectional area of the wet well to be set without software or special equipment.

9. Provide user selectable float distance setting switches. The switches shall allow the distance between the stop, lead start and lag start floats to be set without software or special equipment.

10. Provide average pump capacity calculation as well as the following other statistics: Pump Runtimes, High/Low and Average Inflow for the last 24 hours, Average flow-capacity loss when more than one pump is running, Estimate Real-Time level based upon current flows and float positions.

11. Provide TRUE Volumetric Influent Flow calculation with long-term averaged error not to exceed 0.2% of Full Scale.

12. The analyzer shall be capable of operating with float switches or a level controller with dry contact outputs for All-Stop, Lead Start and Lag Start during normal operation and use a portable submersible pressure level transmitter (SPLT) for automatic calibration in determining the level positions of all floats. During the calibration process, the SPLT shall automatically start the calibration procedure when it is plugged into the lift-station analyzer, and stop the procedure when it is unplugged.

13. For level control systems using SPLT level sensing, the analyzer shall be capable of using the signal from the SPLT in all calculations.

14. The controller shall monitor key lift station functions such as Seal and Pump Failures, Improper Sequence, General Alarm, High Level Alarm, Pump Currents, pump runtimes, and pump duty cycles.

15. Data-logging and storage in non-volatile memory.

16. Capability for an optional external operator interface hex-keypad for easy entry of floating point numbers, setpoints, menu selections and other parameters that need to be entered into the controller.

TAG	SERVICE
DC1-2	Pump Station Duplex Pump Controller

7.11 FLOAT TEST: Provide input indicator and test module with improper input sequence indicator and controls. The following controls and equipment shall be supplied.

A. Four deadfront panel mounted input pilot light indicators: One for each of the following level control points Stop, Lead Start, Lag Start and High Level alarm.

B. Four deadfront panel mounted pushbuttons to test each pump level control input.

C. Automatic input sequence monitoring, such that if the inputs do not occur in proper order (stop, lead start and lag start); a red pilot light indicator shall be activated.

D. If stop input fails, followed by lead input activation, lead pump shall operate and continue until lead pump input is removed and a field adjustable time delay has expired.

E. If stop input fails, followed by lead and lag input activation, both motors shall operate and continue until their respective input is removed and an

individual field adjustable time delay for each pump has expired.

F. If stop, lead and lag inputs fail, followed by high level input activation, both motors shall operate and continue until the high level input is removed and a field adjustable time delay for each pump has expired.

G. Improper sequence activation shall also activate the common external alarm controls.

H. Improper sequence alarm shall require reset button activation to remove the alarm light.

TAG	SERVICE
FT	Float Test Module

7.01 FLOAT SWITCHES: The float switch shall be a direct acting switch and contain a single pole mercury switch, which actuates when the longitudinal axis of the float is horizontal and de-actuates when the liquid level falls 1" below the actuation elevation. The float shall have a chemical resistant polypropylene casing with a firmly bonded electrical cable protruding. One end of the cable shall be permanently connected to the enclosed mercury switch and the entire assembly shall be capsulated to form a completely watertight and impact resistance unit. Float shall include a bracket for support pipe mounting.

TAG	SERVICE
F	Wetwell Float Switches (Qty. 4)

7.02 MOTOR MONITOR: Provide an electronic solid state Motor Monitor with proportional 4-20mA output, powered by 120 volt AC that will accept a zero (0) to five (5) amp input signal condition the signal to perform ON/OFF or OPEN/CLOSE discrete dry type setpoint contact conditions based on the input signal value. The Motor Monitor shall have the following features.

A. Provide an LCD readout meter providing field adjustable scales of 0-25.0, 0-50.0, 0-100.0, 0-250, 0-500 and 0-1000 to accurately indicate the motor full load current using the 0-5 amp input signal.

B. The Monitor shall be capable of displaying motor total running time up to 99,999.9 hours and be provided with reset capability from the rear of the monitor. The display shall include a non-volatile EEPROM memory backup that does not require battery backup during power failure.

C. Provide two (2) separate field adjustable setpoints, each with discrete, isolated sealed SPDT relay output contacts. The setting of each setpoint shall be adjustable throughout the complete signal range from the front of the Monitor. Each set point shall be provided with a field adjustable "ON"

and "OFF" time delay, adjustable from zero (0) to fifteen (15) seconds. The actual setting of each setpoint shall be able to be displayed on the LCD readout at any time. An LED indicator shall be provided for each setpoint and shall operate as follows:

1. Setpoint No. 1: When setpoint is timing, the indicator shall burn amber. After timing period and current is at or above setpoint, indicator shall burn green.

2. Setpoint No. 2: When set point is timing, the indicator shall burn amber. After set timing period and current is at or above setpoint, indicator shall burn red.

D. Provide a 4-20mA or a 1-5Vdc output signal which is proportional to the amperes being measured. Load maximum impedance should not exceed 330 ohms. Output signal shall be factory calibrated.

TAG	SERVICE
MM-1	Pump No.1 Motor Monitor
MM-2	Pump No.2 Motor Monitor

7.03 CURRENT TRANSFORMER: Current transformers insulation class shall be 0.6 KV BIL, 10 KV Full Wave. They shall be manufactured to meet the requirements of UL1244 and have a minimum accuracy of 60Hz of 2%. Current transformers shall be provided with brass stud terminals and mounting bracket.

7.04 COMMON ALARM LIGHT: Alarm Light shall be RAB catalog number VBR100/GL100PGR or equal. Alarm light enclosure shall be constructed of die cast aluminum with a sturdy mounting bracket. Alarm light shall be suitable for wet location and comply with UL standard 1598, for hazardous locations where the lamp, socket and wiring require protection from rain, corrosive fumes, non-combustible dusts, moisture, non-explosive vapors and gases. The alarm light shall burn dim and steady during normal conditions to indicate electrical power "ON" and lamp good. During any alarm condition, the alarm light shall flash brightly. Alarm light mounted on the side of the enclosure or as directed by the project engineer.

TAG	SERVICE
AL	Common Alarm Light

7.05 CONTROL POWER SURGE PROTECTION DEVICE (SPD): The surge protection device shall be mounted in the control panel in series with the control power circuit. Provide a single-phase, in-line series AC power line surge protector with the following features:

A. Rated voltage shall be 120 VAC @ 60Hz.

B. Current rating shall be 20 Amps @ 40°C.

C. The protection circuitry shall automatically reset after the transient has passed.

D. Protection modes shall be: Line to Neutral, Line to Ground, and Neutral to Ground.

E. Provide three (3) Green LED indicators to indicate protection status of each mode when power is present (L-N, L-G, N-G).

F. Varistors with integral thermally activated elements shall be used to open in the event of overheating due to the abnormal overvoltage, limited current conditions outlined in UL1449. The lower inductance of the varistors shall result in improved clamping performance to fast overvoltage transients.

G. Metal Oxide Varistors (MOV) shall have cured, flame retardant epoxy polymer coating meeting UL94V-0 requirements.

H. Electromagnetic Interference (EMI) filtration shall be incorporated into the unit to dampen unwanted signals from the protected side of the unit.

I. Operating temperature shall be -40 to +70°C.

J. Screw terminals shall be provided for all wiring.

K. Maximum continuous operating VAC shall be 115% of rated line voltage.

TAG	SERVICE
SPD-2	Control Power Surge Protection Device

END OF SECTION

GROUTED RIPRAP

DESCRIPTION:

This work consists of furnishing and placing a protective covering of erosion resistant material including geotextile fabric, where shown on the plans for pier foundation protection, slope, or ditch protection. This work shall be in accordance with these specifications and in reasonably close conformity with the lines, grades and dimensions shown on the plans or established.

MATERIALS:

Materials shall conform to the following:

Geotextile fabric shall meet the requirements of Type V with a tensile strength of 200 lbs.

Aggregate for loose riprap, stone riprap for foundation protection, or that to be grouted shall consist of field stone, broken concrete, or rough, unhewn quarry stone as nearly rectangular in section as is practicable. The stone shall be dense, free of clay or shale seams, resistant to the action of air and water, and suitable in all other respects for the purpose intended. Quality requirements for rock to be furnished under these specifications will be checked or tested as determined by the Testing Engineer prior to use and subsequently if deemed appropriate.

CONSTRUCTION DETAILS:

Prior to the construction of riprap or slope paving, the slopes or ground surface shall be shaped to lines and grades, indicated on the plans or directed, and shall be thoroughly compacted by the use of mechanical or hand tamps. Unless otherwise stipulated or directed, slopes shall not be steeper than the natural angle of repose of the material upon which riprap is to be constructed.

The outer edges and the top of the riprap or slope paving where the construction terminates shall be formed so that the surface of the riprap or slope paving will be embedded and even with the surface of the adjacent slope or ground, and the bottom of the riprap or slope paving shall be placed at least two feet below the natural ground surface unless otherwise directed.

All riprap or slope paving shall be started at the bottom of the slope and constructed upward.

INSTALLATION OF GEOTEXTILE FABRIC:

When required by the contract, geotextile fabric shall be placed in the manner and at

locations shown on the plans. The area to receive the fabric shall be prepared to a relatively smooth condition free of obstructions, depressions and debris. The fabric shall be placed loosely without wrinkles or creases with the long dimension perpendicular to the channel. The strips shall be place to provide a minimum overlap of 18 inches. Securing pins with washers shall be inserted through both strips of overlapped fabric at mid-point and not greater than two foot intervals. Additional pins shall be installed throughout the fabric as necessary to prevent any slippage. The fabric shall be placed so that the upstream strip overlaps the downstream strip and the higher slope strip overlaps the lower strip. Each securing pin shall be pushed through the fabric until the washer bears against the fabric and secures it firmly.

The fabric shall be protected from contamination and damaged during installation and placement of the specified cover material. Riprap shall not be dropped from a height greater than three feet. Contaminated fabric shall be replaced, and damaged fabric shall be repaired or replaced as directed at no cost to the Department.

The fabric shall be covered with a layer of the specified material within 14 calendar days after placement. Fabric not covered within this time period shall be removed and replaced at the Contractor's expense if damage or deterioration is evident, as determined by the Engineer.

GROUTED RIPRAP

Grout for grouted riprap shall consist of one part of portland cement and three parts of approved sand thoroughly mixed with water to produce grout having a thick, creamy consistency.

The stones shall be of the size designated in the bid schedule of the contract and shall be placed in the same manner as specified for loose riprap. Care shall be taken during placing to keep earth or sand from filling the spaces between the stones.

After the stones are in place, the spaces between them shall be completely filled with grout from bottom to top and the surface swept with a stiff broom.

CLEANING UP:

Upon completion of the work, the surface of the riprap or slope paving shall be cleaned, surplus material and debris removed and disposed of as directed, and the site of the work left in a neat presentable condition.

WATER SYSTEMS

1. GENERAL

a. This item shall consist of furnishing all of the necessary materials, supervision, labor, tools, equipment and incidentals, and the installation of various types and sizes of water pipe and related items in accordance with the Contract Drawings and Specifications, as stated in the Proposal.

2. APPLICABLE PUBLICATIONS

a. The following publications form a part of these Specifications and where referred to by basic designation only, are applicable to the extent indicated. The latest editions of the publications referenced shall apply to the work.

i. AMERICAN SOCIETY FOR TESTING AND MATERIALS (ASTM)

(1) A 139 Electric-Fusion (Arc) welded steel pipe (sizes 4 inch and over).

(2) A 252 Welded and Seamless steel pipe piles.

(3) Making and Curing Concrete Compressive and Flexural Strength Test Specimens in the Field.

(4) C 33 Concrete Aggregates

(5) C 39 Test for Compressive Strength of Cylindrical Concrete Specimens.

(6) D 2922 Density of Soil Aggregate in place by the clear Method (shallow depths).

ii. AMERICAN NATIONAL STANDARDS INSTITUTE (ANSI)

(1) 21.10 Gray Iron and Ductile Iron Fittings, 3 inch through 48 inch for Water and other Liquids.

(2) Rubber Gasket Joints for Cast Iron and Ductile Iron Pressure Pipe and Fittings.

(3) Ductile Iron Pipe, Centrifugally Cast in Metal Mods or Sand-line Molds, for Water or other Liquids.

iii. AMERICAN WATER WORKS ASSOCIATION (AWWA)

(1) C 104 Cement-Mortar Lining for Cast Iron Pipe and Fittings for Water and Other Liquids.

(2) C 106 Cast Iron Pipe Centrifugally Cast in Metal Molds, for water and other Liquids.

(3) C 110 Gray Iron and Ductile Iron Fittings, 3 inch through 48 inch, for Water and Other Liquids.

(4) C 111 Rubber Gasket Joints for Cast Iron and Ductile Iron Pressure Pipe and Fittings.

(5) C 150 Ductile Iron Pipe, Centrifugally Cast in Metal Molds or Sand-Lined Molds, for Water or other Liquids.

iv. AMERICAN ASSOCIATION OF STATE HIGHWAY & TRANSPORTATION OFFICIALS (AASHTO)

(1) T-88 Particle Size Analysis of Soils.

(2) T-89 Determining the Liquid Limit of Soils.

(3) T-90 Determining the Plastic Limit and Plasticity Index of Soils.

(4) T-99 Moisture Density Relations of Soils Using a 5.5 lb. Rammer and 12 inch Drop.

(5) T-191 Density of Soil In-Place by the Sand-Cone Method.

v. MISSISSIPPI DEPARTMENT OF TRANSPORTATION

Standard Specifications for Road and Bridge Construction, current edition.

3. SUBMITTALS

a. The following submittals shall be required for the respective materials used in the work. All submittals shall be submitted through the Contractor to the Engineer.

i. Ductile Iron Pipe: The following submittals shall be required for ductile iron pipe systems utilized on the project. The Contractor shall furnish manufacturer's certificates certifying that the pipe and fittings conform to

the requirements as specified hereinafter under Article 4.0, Materials. In addition, the submittals shall include the following:

(1) Joints: The following shall be required for ductile iron joints.

(2) Drawings or Manufacturer's Catalogue data indicating dimensions and tolerance.

(3) Gaskets shall be tested in accordance with the respective standards as indicated in ANSI 21.11 and results shall be included in the submittals. Test shall be for similar materials on the gaskets and be not more than one year old.

(4) Mechanical Joints: Should the Contractor elect to use mechanical joints in lieu of push-on joints, manufacturer's data shall be submitted in accordance with the "Special Requirements for the Mechanical Joint" as stated in ANSI 21.11 (AWWA C 111).

ii. Ductile Iron Pipe: Submittal Shall Include the Results of the following. Sampling procedure shall be as indicated in ANSI 21.51.:

(1) Tension Test

(2) Impact Test

(3) Low Temperature Impact Test.

iii. PVC Pipe: The Contractor shall furnish manufacturer's certificates certifying that the pipe and fittings conform to the requirements of these specifications and appropriate construction drawings.

4. MATERIALS – WATER SYSTEM:

a. Ductile Iron Pipe:

i. Ductile iron pipe shall be designed in accordance with the latest revision of ANSI/AWWA C51/A21.51), rated working pressure of 350 psi plus a100 psi surge allowance; a 2 to 1 safety factor on the sum of working pressure plus surge pressure in Type 3 laying condition with a depth of cover as required per plans.

ii. Pipe shall have standard asphaltic coating on the exterior. Pipe also shall have a cement mortar lining on the interior in accordance with the latest revision of ANSI/AWWA C104/A21.4. If corrosion protection is required, polyethylene encasement shall be installed prior to the pipes installation in

accordance with ANSI/AWWA C105/A21.5-88.

iii. All non-restrained pipe shall be furnished with push-on type joints such as "Fastite:, or equal. Joints shall be in accordance with the latest revision of ANSI/AWWA C111/A21.11 and shall be furnished complete with all necessary accessories.

iv. Where restrained joint pipe is required, "Fast Grip", "Flex-Ring:, or "Field Flex-Ring" or approved equal shall be used. The length of restrained pipe shall be as tabulated or noted on the plans.

v. Ductile iron fittings shall conform to the latest revisions of either ANSI/AWWA C110/A21.10 or ANSI/AWWA C153/A21.53. Fittings, linings, and coatings shall be as specified for the pipe above.

vi. All pipe, fittings and accessories shall be installed and tested in accordance with the latest revision of AWWA C600. Newly installed ductile iron water mains shall be disinfected in accordance with the latest revision of AWWA C651 prior to placing in service.

b. PVC PIPE

i. All PVC pipes for this project shall be SDR 26, Class 160 psi, confirming to the latest edition of ASTM D2241, "*Standard Specification for Poly(Vinyl Chloride) (PVC) Pressure-Rated Pipe (SDR Series)*."

ii. All PVC SDR Series pipe shall be manufactured from a Type I, Grade I Polyvinyl Chloride (PVC) compound with a Cell Classification of 12454 per ASTM D1784. The pipe shall be manufactured in strict compliance to ASTM D2241, consistently meeting and/or exceeding the Quality Assurance test requirements of this standard with regard to pressure rating, material, workmanship, bust pressure, flattening, impact resistance, and extrusion quality.

iii. The pipe shall be manufactured in the USA, using domestic materials, by an ISO 9001 certified manufacturer. Standard lengths of pipe sizes 8" and larger shall be beveled on each end by the pipe manufacturer. All pipes shall be stored indoor after production at the manufacturing site until shipped from factory. This pipe shall carry the National Sanitation Foundation (NSF) seal of approval for potable water applications.

c. Gate Valves: Where indicated on the Plans or directed by the ENGINEER, the CONTRACTOR shall furnish and install gate valves as hereinafter specified.

i. All gate valves shall be cast iron mechanical joint, M.J., Mueller A-2380-20,

equivalent or better.

ii. All gate valves shall be furnished with O-ring packing and 2" square operating nut, AWWA 200lb., for cast iron water main.

iii. Valve boxes shall be cast iron top and bottom. Extension pieces shall be provided as required.

iv. Payment for furnishing and installing gate valves with box shall be made at the contract unit price per valve according to type and size as listed in the proposal.

v. All valves will be set at a perfect 90 degree angle from level pipe, (perpendicular) so as to be easily accessible through properly set valve box as per specifications above.

vi. The CONTRACTOR shall furnish and install either a two-piece or three-piece, slip type, cast iron valve box over each gate valve. Valve boxes will be set over valve operating nut, centered so as to be easily accessible with a valve operating wrench or key. They will be set to correspond with the finished grade of street, lot, or easement. No dirt will be left in box; box will not rest directly on valve body.

d. Fittings, Valves and Hydrants, Etc.:

i. All fittings, valves and valve boxes, hydrants, and other appurtenances are to be set at the points indicated on the plans, or as directed by the ENGINEER, and omission to do so shall be corrected by the CONTRACTOR without extra cost to the OWNER.

ii. All fitting shall either be Ductile Iron Compact (ANSI/AWWA C153/A21.53) or Cast Iron (ANSI/AWWA-C110/A21-10) and shall have mechanical joint ends and mechanical joint restraints (Series 1120) and shall be incorporated in the design of the follower gland and shall include a restraining mechanism which, when actuated, imparts multiple wedging action against the pipe, increasing its resistance as the pressure increases. Flexibility of the joint shall be maintained after burial. Glands shall be manufactured of ductile iron conforming to ASTM A 536-80. Restraining devices shall be of ductile iron heat treated to a minimum hardness of 370 BHN. Dimensions of the gland shall be such that it can be used with the standardized mechanical joint bell and tee-head bolts conforming to ANSI/AWWA A21.11 and ANSI/AWWA C153/A21.53 of latest revision. Twist-off nuts shall be used to insure proper actuating of the restraining devices.

iii. The mechanical joint restraint device shall have a working pressure of a least

250 psi with a minimum safety factor of 2:1 and shall be EBAA Iron., MEGALUG or equal.

iv. To improve the sealing capacity, the gaskets for all mechanical joints conforming to the requirements of ANSI/AWWA C110/A/21.10, C111/A21.11, or C153/A21.53 shall be of a design that causes the gasket to deflect approximately 30% during assembly of the mechanical joint. The gasket material shall conform to the requirements of ANSI/AWWA C111/A21.11, Section 1-6.4 of the latest revision. Mechanical joint gaskets shall be EBAA Iron's EBAA Seal- Improved Mechanical Joint Gasket or approved equal.

v. Fittings (bends, tees, plus, and caps) shall be securely braced by mechanical joint restraints, as indicated on the Plans, to prevent the possibility of blowing off under pressure. And a full length of pipe shall be installed on each end of the fitting. Then cut pieces can be installed beyond the full lengths of pipe.

vi. The prices bid furnishing and installing valves, fittings, etc., shall include compensation for furnishing mechanical joint restraints as required at beds, tees, plugs and caps. No separate or extra compensation will be allowed for any of the above specified incidental work or material.

e. Plugs and Caps:

i. Where indicated on the Plans, or as directed by the ENGINEER, the CONTRACTOR shall install plugs for anticipated future extensions by placing a branch fitting (tee or cross) in the line and plugging the unused branch or branches. In general, such plugs will be located at street intersections where present plans provided lines running in only two or three directions from the intersections and where, in the opinion of the ENGINEER, a connection may be required for future extension. Where "deadend" lines are installed, the ends of such lines shall be plugged or capped as required.

ii. For the various hot taps required according to the plans, and up to 12 inches, the JCM 432, stainless Tapping Sleeve shall be required. The CONTRACTOR shall furnish all materials for these various taps and shall make the tap as directed by the Engineer.

f. Casing Pipe: Steel pipe utilized as casing at locations shown on the Contract Drawings shall be new round piling pipe conforming to the requirements of ASTM A 252 or A 139. Casing diameter shall be adequate to allow pushing of the specified diameter of water pipe and make proper connections at the ends. Minimum Wall Thickness for steel casing is 0.375 inch.

g. Wash Gravel Bedding Material: Select Granular material for pipe bedding shall be

coarse concrete aggregate. The coarse concrete aggregate shall conform to the gradation sizing Number 467 specified in Table 2 of ASTM Standard Specification C-33. (See Following Table:)

SIZE NO. 467

Nominal Size (Sieves w/Square Openings)	Percent Passing by Weight
2"	100
1 - 1/2"	0 - 5
No. 4	35 - 70
3/8"	10 - 30
3/4"	95 - 100

h. Stabilization Material: Stabilization Material shall be a pit run mixture of sand and gravel. The sand shall be hard, sharp and durable particles. All gravel shall pass a 1 - 1/2" sieve.

i. Concrete: Concrete shall be in accordance with the requirements of Technical Specifications – CONCRETE

j. Select Backfill:

i. General : The select material shall be composed of a natural or artificial mixture of sand, silt, clay or soil binder or other material of satisfactory cementing value. The sand shall be hard, sharp, and durable particles, preferably siliceous. The binder shall be a grade of clay or other material having satisfactory cementing qualities and shall be homogenous in character, free from vegetable matter, clay balls or other deleterious substances that cannot be classed as serviceable base material.

ii. Gradation: Any coarse aggregate contained in the material shall pass the one and one-half (1-1/2), sieve and not more than thirty-five percent (35%) shall be retained in the Number 10 sieve. The plasticity index (P.I.) shall not exceed 12, nor shall the liquid limit exceed 30.

iii. The composite selected sand-clay material passing the Number 10 sieve shall conform to the following minimum and maximum gradation limits:

Sieve	Percent Passing by Weight
Number 40	40
Silt (.05 to .005 mm)	30
Number 270	8
Clay (Passing .005 mm)	3
Number 60	3

iv. Backfill: All other backfill shall consist of excavated material removed from the trench.

5. CONSTRUCTION:

a. Earthwork:

i. Site Preparation:

(1) Topsoil shall be stripped and stockpiled in accordance with Technical Specifications.

(2) All vegetation such as brush, heavy sod, heavy growth of grass, decayed vegetative matter, rubbish and any other unsuitable material within the area of trenching shall be stripped or otherwise removed before the trenching is started, and in no case shall such objectionable material be allowed in the trench.

(3) Stripping operation shall be to a depth of not less than 6 inches in all cases.

b. Asphalt or Concrete Removal: Before trenching operations begin, the existing asphalt or concrete pavement shall be scored or cut to a proper depth to give a straight vertical edge when removed. The asphalt or concrete shall be disposed of offsite by the Contractor. While removing the asphalt or concrete in the trench line, never shall the adjacent asphalt be raised or pulled from its base.

c. Trenching:

i. The Contractor shall determine all requirements for trench dimensions, alignment, and grades. The trench shall be excavated in conformance with all federal, state and local regulations for the protection of the workmen. Shoring, sheeting and/or a moveable form shall be used as required to provide earth stability during the laying operations.

ii. The final excavation of the trench for the pipe installation shall be a indicated on the Plans. Minor variations in horizontal (within the permanent easement) or vertical alignment during construction shall be made during construction (with the Engineer's approval) to facilitate ease of installation and operation (due to potential conflicts; i.e., utility conflict) at no additional cost to the Owner except for additional piping, if any. The trench from the top of the pipe down to the bottom of the bedding shall be of a consistent width as indicated on the plans. Should the excavated width of the trench be larger than the design width, the Engineer may direct that a higher type or class of bedding be used; or other adjustments be made to increase the load carrying capacity of the pipe.

iii. The Contractor shall not excavate more trench in advance of pipe laying than is necessary to perform the work efficiently. No more than 100 feet of open trench shall be allowed unless approved by the Engineer.

iv. Excavated material shall be place in a manner that will not obstruct sidewalks, driveways, or other structures. Excavated material shall not be placed so as to surcharge the walls and jeopardize trench stability.

d. Disposal:

i. The Contractor shall satisfactorily dispose of all excess earth from excavations either in approved (by the Engineer) areas within the construction limits or away from the project in disposal sites obtained by the Contractor.

ii. The Contractor will be permitted to mound excess earth over the trench to a maximum depth of 12 inches above the original ground surface or finished grade where the trench is located in unimproved property. Wasting of excess excavated material will not be permitted within any road ROW. All material within the construction limits shall be placed so that natural drainage is maintained and the surface shall be graded to a smooth and uniform appearance. The disposal of waste and excess excavating materials, including hauling, handling, grading, and surfacing shall be subsidiary obligation of the contractor and no separate payment will be made. Therefore, the cost of such work shall be included in the Contract Unit Price for installation of water pipe.

e. Dewatering:

i. The site shall be kept free of surface water at all times. The Contractor shall install drainage ditches and dikes and shall perform all pumping and other work necessary to divert or remove rainfall and other accumulations of surface water from the excavations. The diversion and removal of surface

water performed in a manner that will prevent the accumulation of water behind temporary structures or at any other locations within the construction area where it may be detrimental. The Contractor shall provide, install, and operate sufficient trenches, sumps, pumps, hoses, piping, well points, deep wells, etc., necessary to depress and maintain the ground water level at least one foot below the base of the excavation during all stages of construction operations. The ground water table shall be lowered in advance of excavation and maintained a minimum of one foot below the lowest excavation subgrade made until the structure has sufficient has sufficient strength and weight to withstand horizontal and vertical soil and water pressures.

ii. Where groundwater is encountered, the Contractor shall make the effort necessary to secure a dry trench bottom before laying pipe. In sandy and in other suitable type soils, dewatering shall be done by well pointing. If, in the opinion of the Engineer, the Contractor has failed to obtain an absolutely dry trench bottom by insufficient use of all known methods of trench dewatering, the Engineer may order the Contractor to excavate below grade and place not less than 6 inches of graded crushed stone fill material over the trench bottom to form trench drains to suitably located sumps and to remove the water by bailing or pumping. The graded crushed stone fill material shall be placed at the Contractor's own expense and shall be of such depth that there shall be not water in bell holes at the time of coupling pipe. All costs of equipment, labor, and materials required for dewatering shall be included in the bid price.

f. <u>Bedding</u>:

i. The Contractor shall satisfactorily shape the trench area (to specified line, grade and cross section) to receive bedding material. The bottom of the trench shall be undisturbed soil. Should the Contractor over excavate the trench without direction from the Engineer, the trench shall be brought up to grade with select backfill and compacted to at least 90% of maximum laboratory density as measured by AASHTO T 99. Such additional work and materials for over excavation without direction of the Engineer shall be at the expense of the Contractor.

ii. Holes for the bells shall be provided at each joint in the subgrade or in the granular fill bedding material as required. The holes shall be no larger than necessary for joint assembly and assurance that the pipe barrel will lie flat on the material. The Contractor shall install the proper bedding for the respective type of pipe and depth of installation as shown in the details and schedules on the plans. When depths vary in a particular manhole run, the Contractor shall change bedding systems in accordance with the depth installation requirements.

iii. Stabilization Materials: When the subgrade is found to be unstable or to include ashes, refuse, organic material, or other unsuitable material, the Engineer may direct that the subgrade be over excavated to remove such material. The depths of over excavation shall be as directed by the Engineer. Stabilization material shall be placed into the over excavated area of the trench and shall be paid for in accordance with these specifications. Stabilization shall be compacted to at least 90% of maximum laboratory density in six inch lifts.

iv. Bedding Materials:

(1) As detailed in the plans, bedding material shall be placed to the specified depth below the pipe and tamped to a minimum of 90% of maximum laboratory density as determined in accordance with AASHTO T 99. Following placement of pipe, additional bedding material shall be placed and consolidated under the haunches of the pipe. Special tools shall be required to work the material into place and leave no voids beneath the pipe. The bedding material shall be tamped along the spring line (or along the top of the bedding material as indicated) of the pipe to sufficiently compact the material insofar as practical.

(2) The Engineer may direct additional moisture be added to the bedding material to aid in the compaction effort. Mechanical tampers may be employed to aid the process depending on the particular bedding required, additional bedding shall be added and tamped to a minimum of 90% of maximum laboratory density, with AASHTO T-99.

v. Select Backfill: Select backfill shall be placed in 6 inch lifts and tamped to a minimum laboratory density with AASHTO T-99. Overall depth of the select backfill shall be as directed by the Engineer.

vi. Normal Condition Bedding: Under normal conditions the trench bottom shall be undisturbed earth shaped to the specified line, grad, and cross section with proper bell holes at each joint to insure that pipe barrel lies flat on trench bottom. The bedding material will be selected native materials excavated from the trench and placed in two lifts. The first lift being placed up to the spring line of the pipe and extending out to the trench walls and hand tamped to a minimum of 90% of maximum laboratory density. Special care shall be used in placing and tamping bedding to insure no voids under the haunches of the pipe. The second lift shall extend to approximately 6" above pipe (Material permitting) and hand tamped to 90% density.

g. Backfilling: Upon completion of placement of select material the excavated materials shall be immediately placed back into the trench. Specific requirements are:

i. Backfill requirements for road crossings, parking lots, driveways, and sidewalks shall be in accordance with Technical Specifications

ii. Backfill requirements for unimproved areas (pastures, wooded areas) shall consist of placement and shaping of the soil in such a manner as to allow maximum natural consolidation. No compaction of the general backfill in the unimproved areas will be required, except that caused by conventional shaping equipment.

iii. No debris shall be used as backfill which has a volume in excess of one-half of one cubic foot or weight excess of 75 pounds.

h. Sheeting Removal: Wooden sheeting or other thick sheeting or shoring members which have been driven or otherwise placed along the trench walls to an elevation below the spring line of the pipe shall be cut off at the spring line or higher and left in place.

i. Grading and Grassing: Final grading and grassing shall be in accordance with Technical Specifications.

j. PIPE HANDLING AND STORAGE: Pipe shall be handled, staked, and stored in accordance with manufacturer's printed literature. The Contractor shall provide security as required to prevent damage by vandals. PVC pipe shall be shaded from sunlight for extended lengths of time. Pipe damaged during storage and handling shall be rejected.

k. PIPE LAYING:

i. Each pipe shall be laid true to line and grade and in such manner as to form a close concentric joint with the adjoining pipe and to prevent sudden offsets of the flow line. As the work progresses, the interior of the water shall be cleared of all dirt and superfluous materials of every description. Where cleaning after laying is difficult because of small pipe size, a suitable swab or drag shall be kept in the pipe and pulled forward past each joint immediately after the jointing has been completed. Trenches shall be kept free of water and pipe shall not be laid when the condition of the trench or the weather is unsuitable for such work. At times when work is not in progress, open ends of pipe and fittings shall be securely and satisfactorily closed so that no trench water, earth, or other substance will enter the pipe or fittings.

ii. The water main shall maintain a minimum of 30 inches of cover at all times.

iii. Pipe laying shall be performed in such a manner that no foreign material enters the pipe. The Engineer may require that before lowering pipe, heavy canvas bags be placed over each end, and left in place until joints are ready to

be made. If water is in the trench, the seals shall remain in place until the trench is pumped completely dry. If conditions are unsuitable, no pipe shall be laid until satisfactory laying conditions are obtained in accordance with the above specified requirements.

l. PIPE JOINTING: Piping shall be jointed in accordance with the manufacturer's printed recommendations. Gaskets shall be firmly set within the bells and grooves as required. The manufacturer's recommended lubricant or an approved equal shall be applied for slip type joints.

i. Ductile Iron Pipe Joint Construction: The installation and jointing of ductile iron pipe shall generally conform to the applicable provisions of AWWA Standard Specifications C-600 for pipe laying.

ii. Where mechanical joint pipe is used, the surfaces which come in contact with the gasket shall be thoroughly brushed with a wire brush just prior to assembly. The gasket should be brushed with soapy water prior to installation to remove loose dirt and to lubricate gasket as it is forced into its retaining space.

iii. When tightening bolts, it is essential that the gland be brought up toward the pipe flange evenly. The bolts should be partially tightened; the bottom bolt first, then the top; next the bolts on either side; and last , the remaining bolts. Overstressing of bolts to compensate for poor installation will not be permitted. Bolt torque shall be in accordance with manufacturer's specifications.

iv. All joints of whatever type shall be completely water tight after being subjected to the required tests.

m. BORINGS: Borings shall be accomplished in accordance with Mississippi State Highway Department Standards. The contractor shall provide all necessary sheeting, bracing, cribbing, supports and appurtenances to insure the proper line and grade throughout the entire length of the crossing.

i. Casing Pipe: Casing Pipe shall be installed as indicated on the Contract Drawings. Joints shall be completely welded to provide structural integrity and shall be watertight.

ii. Carrier Pipe: Carrier pipe may be any of the allowed options of piping. However, the piping and joints shall be capable of withstanding the stress exerted by pushing the pipe within the casing.

iii. Carrier Pipe Supports: Supports for the carrier pipe shall be as recommended by the manufacturer for such installation. Supports shall be spaced to

adequately support the piping under all conditions.

iv. Casing Seal: The annulus between the casing and carrier pipe shall be sealed at each end by installing WMSON Type U end seals, as manufactured by T.D. Williamson, Inc. Tulsa, Oklahoma, or equal, in accordance with the instructions of the manufacturer of the seals.

6. SEPARATION of WATER and SEWER MAINS: The water and sewer specifications should state that the water line be constructed no less than 10 feet horizontally and 18" vertically with water line over sewer line. If those conditions cannot be met then they will be decided on a case by case basis.

7. TESTING

a. Ductile Iron Pipe:

i. Field Inspection: The Engineer shall perform visual inspection of the material prior to placement by the Contractor. The Engineer may make non-destructive tests to determine the soundness of the pipe. The Contractor shall assist the Engineer in handling and moving the pipe as required.

ii. Material Test: Material test shall be conducted during the manufacturing process and the results shall be included as part of the submittals. No other material test shall be required.

b. Steel Casing Pipe: Material test shall be included as part of the submittal. No other material test shall be required.

c. Compaction Tests:

i. Compaction tests shall be performed in accordance with AASHTO T 191 or ASTM D 2922. Maximum compaction shall be determined in accordance with AASHTO T 99.

ii. Compaction tests for water pipe related work shall not be less than as follows:

NUMBER of COMPACTION TESTS AASHTO T-99, AASHTO T-191, or ASTM D 2922		
Stabilization Material	1	Oner per 100 C.Y.
Bedding Material	2	One per 600 L.F.
Tampered Backfill	2	One per 600 L.F.

d. Hydrostatic Testing:

i. After the pipe has been laid, all newly laid pipe or any valved section thereof shall be subjected to a hydrostatic pressure of at least 1.5 times the working pressure at the point of testing and not less than 1.25 times the working pressure along the test section, for a minimum of 2 hours.

ii. And all test shall be in accordance with AWWA Standard C600-82, Section 4.

iii. Allowable leakage shall be no more than that determined by the following formula:

$$L = \frac{SD\sqrt{P}}{133,200}$$

iv. In which L is the allowable leakage in gallons per hour; S is the length of pipe tested in feet; D is the nominal diameter of the pipe, in inches; and P is the average test pressure during the leakage test in pounds per square inch.

v. These tests are to be made a the Contractor's expense and he is to provide all necessary fittings, equipment, appliances and any other necessary items to conduct the tests in a manner satisfactory to the ENGINEER. All costs incidental to conducting these tests are to be included in the prices bid for the various items of construction as no separate or extra compensation is to be allowed therefore. Record of testing is to be furnished to the OWNER.

8. CLEANING AND STERILIZING:

a. Before each section of work is placed in service, it shall be thoroughly flushed to remove any dirt or other foreign material from inside the lines; and the inside of the lines shall be sterilized by pumping into and though them as solution of chlorine of 50mg/l for 24 hours in such manner as to meet the requirements of the State Board of Health.

b. At least two (2) samples of chlorine free water, taken from each section shall be submitted to the State Board of Health for examination to determine if the system is free from organisms of the Coli-Aerogenes group. If such samples are not negative from organisms of the Coli-Aerogenes group, the system shall be disinfected and redisinfected in a manner meeting the requirements of the State Board of Health, until the system is freed of contamination.

c. All water mains will be flushed, chlorinated and rechlorinated until two (2)

consecutive negative water samples are obtained by the Local Health Department. The samples shall be collected by the Certified Operator of the system or the Professional Engineer of the project.

d. The CONTRACTOR shall be responsible for the conduct of all of the above defined activities, and any and all costs incident thereto shall be included in the prices bid for the various items of construction as no separate or extra compensation is to be allowed therefore.

9. WATER SERVICE

a. Service pipe shall be ¾" Polyethylene Plastic tubing meeting the following specifications:

1. 200 PSI and complying with AWWA standards when tested by methods ASTM 1599, copper tube size (O.D.) farmable for use with standard heavy duty waterworks brass flare fittings.

2. Tubing shall comply with the standards and bear the seal of the National Sanitary Foundation.

3. All connections and fittings shall be Ford brand.

10. TRACER WIRE

a. Materials

1. General

i. All trace wire and trace wire products shall be domestically manufactured in the U.S.A.

ii. All trace wire shall have HDPE insulation intended for direct bury, color coated per APWA standard for the specific utility being marked, green for Sewer.

2. Trace wire

   i. Open Trench - Trace wire shall be #12 AWG Copper Clad Steel, High Strength with minimum 450 lb. break load, with minimum 30 mil HDPE insulation thickness.

   ii. Directional Drilling/Boring - Trace wire shall be #12 AWG Copper Clad Steel, Extra High Strength with minimum 1,150 lb. break load, with minimum 30 mil HDPE insulation thickness.

   iii. Pipe Bursting/Slip Lining - Trace wire shall be 7 x 7 Stranded Copper Clad Steel, Extreme Strength with 4,700 lb. break load, with minimum 50 mil HDPE insulation thickness.

3. Connectors

i. All mainline trace wires must be interconnected in intersections, at mainline tees and mainline crosses. At tees, the three wires shall be joined using a single 3-way lockable connector. At Crosses, the four wires shall be joined using a 4-way connector. Use of two 3-way connectors with a short jumper wire between them is an acceptable alternative.

ii. Direct bury wire connectors – shall include 3-way lockable connectors and mainline to lateral lug connectors specifically manufactured for use in underground trace wire installation. Connectors shall be dielectric silicon filled to seal out moisture and corrosion, and shall be installed in a manner so as to prevent any uninsulated wire exposure.

iii. Non locking friction fit, twist on or taped connectors are prohibited.

4. Termination/Access

i. All trace wire termination points must utilize an approved trace wire access box (above ground access box or grade level/in-ground access box as applicable), specifically manufactured for this purpose.

ii. All grade level/in-ground access boxes shall be appropriately identified with "water" cast into the cap and be color coded.

iii. A minimum of 2 ft. of excess/slack wire is required in all trace wire access boxes after meeting final elevation.

iv. All trace wire access boxes must include a manually interruptible conductive/connective link between the terminal(s) for the trace wire connection and the terminal for the grounding anode wire connection.

v. Grounding anode wire shall be connected to the identified (or bottom) terminal on all access boxes.

vi. Service Laterals - Trace wire must terminate at an approved grade level/inground trace wire access box, located at the edge of the road right-of-way, and out of the roadway.

vii. Hydrants – Trace wire must terminate at an approved above-ground trace wire access box, properly affixed to the hydrant grade flange. (affixing with tape or plastic ties shall not be acceptable)

viii. Long-runs, in excess of 500 linear feet without service laterals or hydrants - Trace wire access must be provided utilizing an approved grade level/in-ground trace wire access box, located at the edge of the road right-of-way, and out of the roadway. The grade level/in-ground trace wire access box shall be delineated using a minimum 48" polyethylene marker post, color coded per APWA standard for the specific utility being marked.

5. Grounding

i. Trace wire must be properly grounded at all dead ends/stubs

ii. Grounding of trace wire shall be achieved by use of a drive-in magnesium grounding anode rod with a minimum of 20ft of #12 red HDPE insulated copper clad steel wire connected to anode (minimum 1.5 lb.) specifically manufactured for this purpose, and buried at the same elevation as the utility.

iii. When grounding the trace wire at dead ends/stubs, the grounding anode shall be installed in a direction 180 degrees opposite of the trace wire, at the maximum possible distance.

iv. When grounding the trace wire in areas where the trace wire is continuous and neither the mainline trace wire or the grounding anode wire will be terminated at/above grade, install grounding anode directly beneath and in-line with the trace wire. Do not coil excess wire from grounding anode. In this installation method, the grounding anode wire shall be trimmed to an appropriate length before connecting to trace wire with a mainline to lateral lug connector.

v. Where the anode wire will be connected to a trace wire access box, a minimum of 2 ft. of excess/slack wire is required after meeting final elevation.

b. <u>Installation</u>

1. General

i. Trace wire installation shall be performed in such a manner that allows proper access for connection of line tracing equipment, proper locating of wire without loss or deterioration of low frequency (512Hz) signal for distances in excess of 1,000 linear feet, and without distortion of signal caused by multiple wires being installed in close proximity to one another.

ii. Trace wire systems must be installed as a single continuous wire, except where using approved connectors. No looping or coiling of wire is allowed.

iii. Any damage occurring during installation of the trace wire must be immediately repaired by removing the damaged wire, and installing a new section of wire with approved connectors. Taping and/or spray coating shall not be allowed.

iv. Trace wire shall be installed at the bottom half of the pipe and secured (taped/tied) at 5' intervals.

v. Trace wire must be properly grounded as specified.

vi. Trace wire on all service laterals/stubs must terminate at an approved trace wire access box located directly above the utility, at the edge of the road right-of-way, but out of the roadway. (See Trace wire Termination/Access)

vii. At all mainline dead-ends, trace wire shall go to ground using an approved connection to a drive-in magnesium grounding anode rod, buried at the same depth as the trace wire. (See Grounding)

viii. Mainline trace wire shall not be connected to existing conductive pipes. Treat as a mainline deadend, ground using an approved waterproof connection to a grounding anode buried at the same depth as the trace wire.

ix. All service lateral trace wires shall be a single wire, connected to the mainline trace wire using a mainline to lateral lug connector, installed without cutting/splicing the mainline trace wire.

x. In occurrences where an existing trace wire is encountered on an existing utility that is being extended or tied into, the new trace wire and existing trace wire shall be connected using approved splice connectors, and shall be properly grounded at the splice location as specified.

2. Water System

i. A mainline trace wire must be installed, with all service lateral trace wires properly connected to the mainline trace wire, to ensure full tracing/locating capabilities from a single connection point.

ii. Lay mainline trace wire continuously, by-passing around the outside of valves and fittings on the North or East side.

iii. Trace wire on all water service laterals must terminate at an approved trace wire access box color coded blue and located directly above the service lateral at the edge of road right of way.

iv. Above-ground tracer wire access boxes will be installed on all fire hydrants.

v. All conductive and non-conductive service lines shall include tracer wire.

c. Prohibited Products and Methods

1. The following products and methods shall not be allowed or acceptable

   i. Uninsulated trace wire

   ii. Trace wire insulations other than HDPE

   iii. Trace wires not domestically manufactured

   iv. Non locking, friction fit, twist on or taped connectors

   v. Brass or copper ground rods

   vi. Wire connections utilizing taping or spray-on waterproofing

   vii. Looped wire or continuous wire installations, that has multiple wires laid side-by-side or in close proximity to one another

   viii. Trace wire wrapped around the corresponding utility

   ix. Brass fittings with trace wire connection lugs

   x. Wire terminations within the roadway, i.e. in valve boxes, cleanouts, manholes, etc.

   xi. Connecting trace wire to existing conductive utilities

d. Testing

1. All new trace wire installations shall be located using typical low frequency (512Hz) line tracing equipment, witnessed by the contractor, engineer and facility owner as applicable, prior to acceptance of ownership.

2. This verification shall be performed upon completion of rough grading and again prior to final acceptance of the project.

3. Continuity testing in lieu of actual line tracing shall not be accepted.

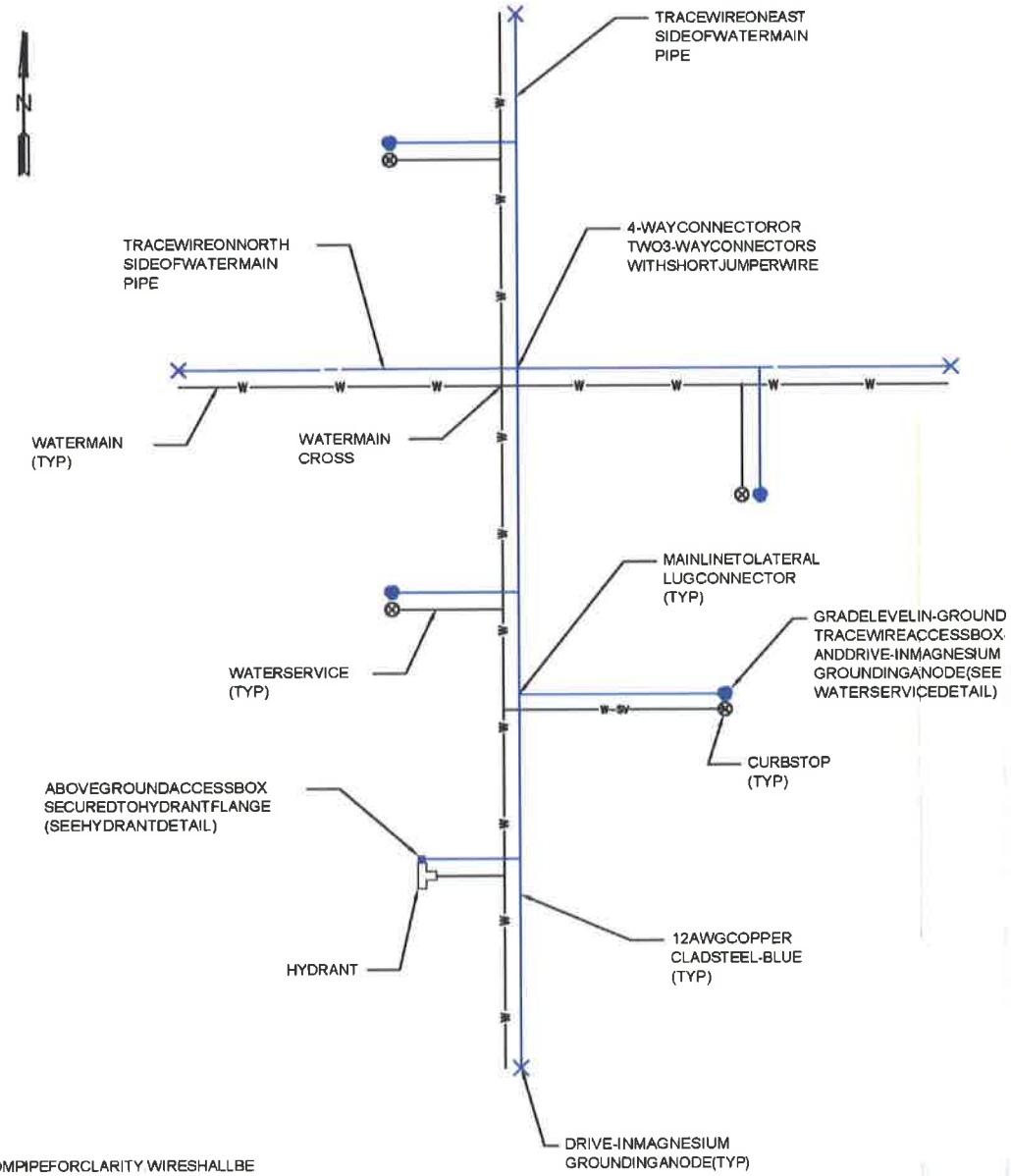

NOTES:

1. WIRESHOWNAWAYFROMPIPEFORCLARITY WIRESHALLBE INSTALLEDONTHEBOTTOMSIDEOFTHEPIPEBELOWTHE SPRINGLINE THEWIRESHALLBEFASTENEDTOTHEPIPE WITHTAPEORPLASTICTIESAT5'INTERVALS.

TRACEWIREPLAN(WATER)

NOSCALE

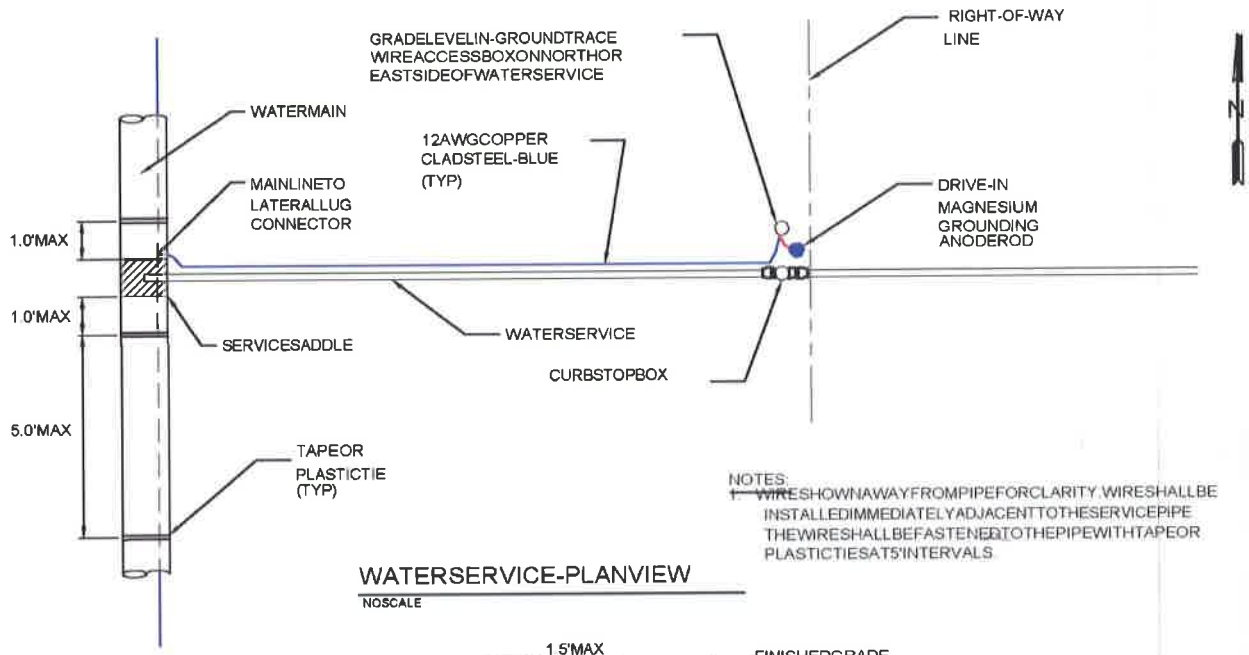

NOTES:
1. WIRESHOWNAWAYFROMPIPEFORCLARITY.WIRESHALLBE INSTALLEDIMMEDIATELYADJACENTTOTHESERVICEPIPE THEWIRESHALLBEFASTENEDTOTHEPIPEWITHTAPEOR PLASTICTIESAT5'INTERVALS.

WATERSERVICE-PLANVIEW
NOSCALE

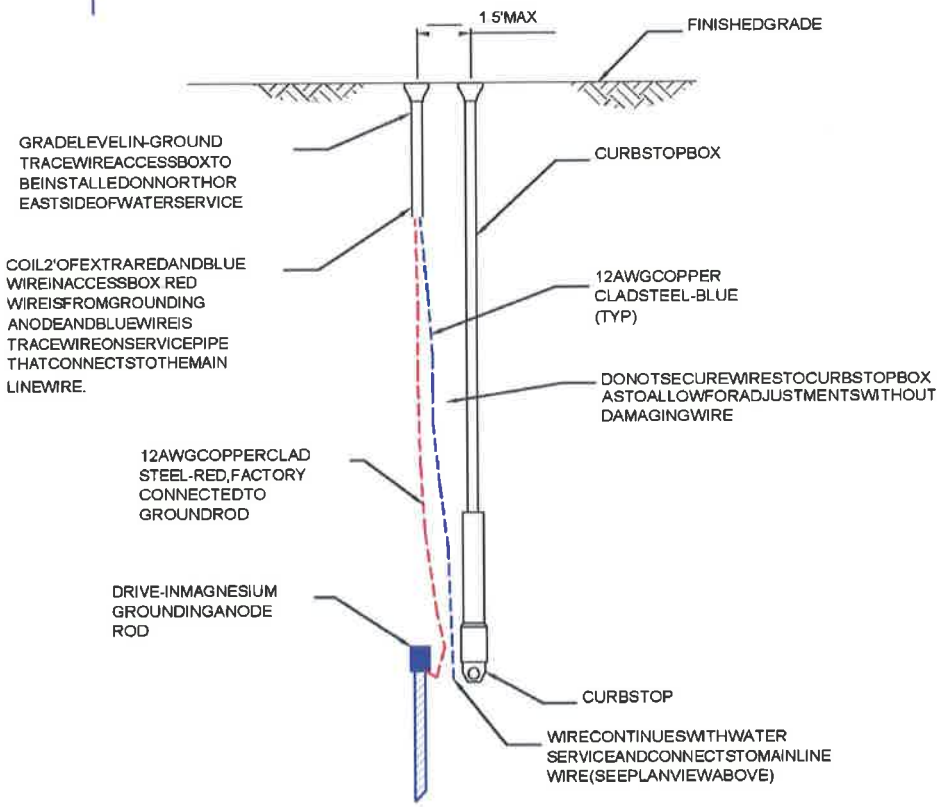

WATERSERVICE-SECTIONVIEW
NOSCALE

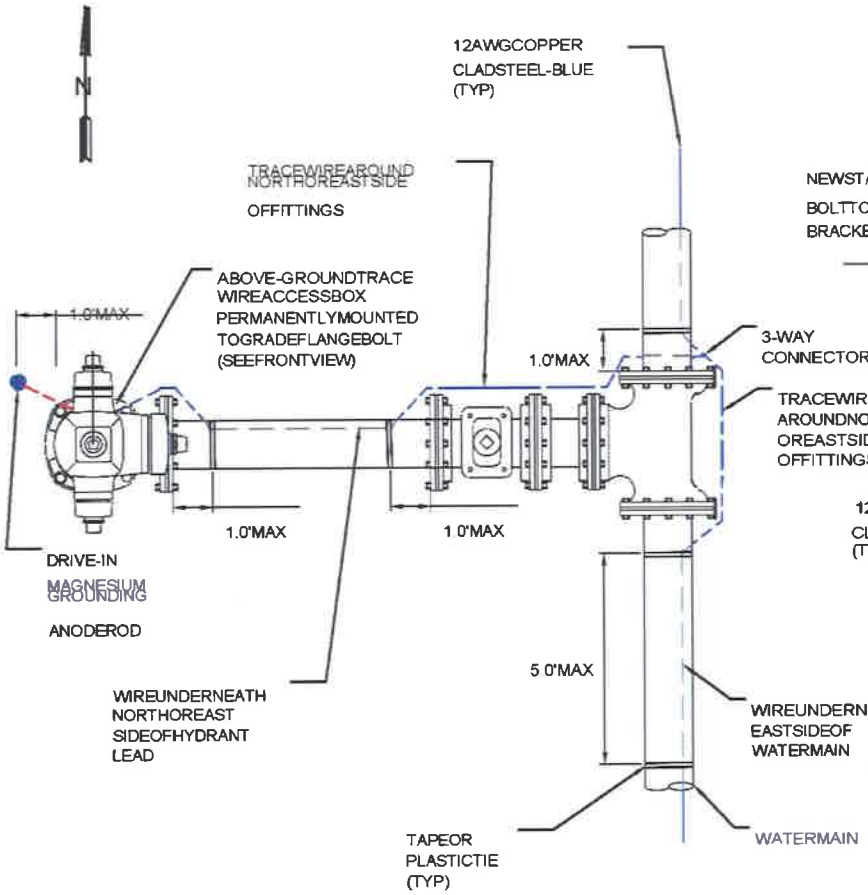

HYDRANT-PLANVIEW

NOSCALE

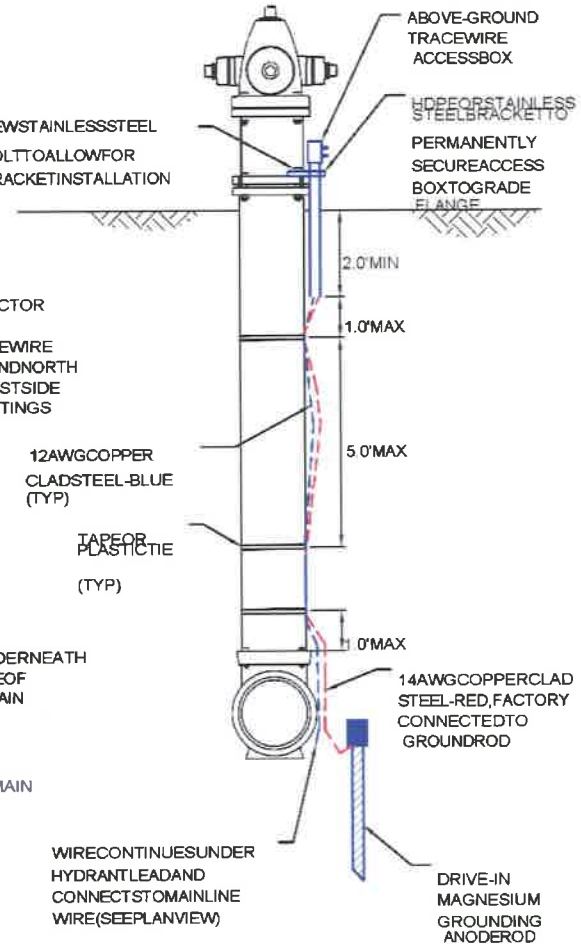

HYDRANT-SECTIONVIEW

NOSCALE

City of Hattiesburg, MS

200 Forrest St.
P.O. Box 1898
Hattiesburg, MS 39401

Master

File Number: 2017-695

File ID:	2017-695	**Type:**	Regular Agenda Item	**Status:**	Agenda Ready
Version:	1	**Reference:**		**In Control:**	City Council
Requester:	Sharon Waits			**File Created:**	08/30/2017
Brief Title:	Authorize execution of contract for the Comprehensive Water Improvements Phase II Project.			**Final Action:**	09/19/2017
				Minute Book Number:	MB2017-403

Title:

Authorize Mayor to execute four (4) copies of contract with C.B. Developers for the Comprehensive Water Improvements Phase II - Palmers Crossing and Irene Chapel Project.

Notes: Removed

		Agenda Date:	09/19/2017
Indexes:		**Agenda Number:**	V.-16
Sponsors:		**Enactment Date:**	
Attachments:	CB Developers Contract - Palmers Crossing and Irene Chapel Project, executed CB Developers Contract - Palmers Crossing and Irene Chapel Project	**Enactment Number:**	
Contact:		**Meeting Date:**	09/19/2017
Drafter:		**Effective Date:**	

History of Legislative File

Version:	Acting Body:	Date:	Action:	Sent To:	Due Date:	Return Date:	Result:
1		09/05/2017					
1	City Council	09/19/2017	Authorize				Pass

Action Text: A MOTION was made by Council Vice President Dryden and seconded by Council Member George to Authorize Mayor to execute four (4) copies of contract with C.B. Developers for the Comprehensive Water Improvements Phase II - Palmers Crossing and Irene Chapel Project.

There being no discussion, the Motion received the affirmative vote of the Council as follows:

Yeas: 5 - George, Delgado, Carroll, Dryden and Brown

Nays: 0

Yea:	5	Council Member George Council Member Delgado Council President Carroll Council Vice President Dryden Council Member Brown

Text of Legislative File 2017-695

Title

Authorize Mayor to execute four (4) copies of contract with C.B. Developers for the Comprehensive Water Improvements Phase II - Palmers Crossing and Irene Chapel Project.

Summary

Authorize execution of contract for the Comprehensive Water Improvements Phase II Project.

SPECIFICATIONS AND CONTRACT DOCUMENTS

FOR

COMPREHENSIVE WATER IMPROVEMENTS PHASE II
PALMERS CROSSING AND IRENE CHAPEL

FOR THE

CITY OF HATTIESBURG
FORREST COUNTY
MISSISSIPPI

JANUARY 2017

Engineering Progress

PREPARED BY:

SHOWS, DEARMAN & WAITS, INC.
CONSULTING ENGINEERS
301 SECOND AVENUE
HATTIESBURG, MISSISSIPPI
(601) 544-1821

ADDENDUM No. 6
to the
CONTRACT DOCUMENTS and SPECIFICATIONS
for the
COMSWIP WATER IMPROVEMENTS - PHASE II PALMERS CROSSING AND IRENE CHAPEL AREAS
CITY of HATTIESBURG

The following attached modifications are to be made to the specifications and contract documents for the above captioned project:

CHANGE No. 1 - The Proposal for the project as contained in the contract documents shall be voided. The attached Proposal-Addendum No. 6 shall be inserted and used for preparation of bids for the project.

CHANGE No. 2 - Plan sheets 10, 11, 15, 20, 23, 24, 25, and 26 should be replaced with the attached plan sheets.

CHANGE No. 3 - HDPE Pipe shall be supplied via Ductile Iron Pipe Size (DIPS).

CHANGE No. 4 - Attached is a preliminarily approved permit from Canadian National Railway Company (P-10911). The City of Hattiesburg will pay the charge noted in the permit of $4,800.00. The contractor shall be responsible for payment of all insurance, bonding, flagging, etc. as noted in the permit.

CHANGE No. 5 - Attached are preliminarily approved permits from Kansas City Southern Railway Company (17-3248, 17-3249 and 17-3250). The City of Hattiesburg will pay the any permit charges required for the permit. The contractor shall be responsible for payment of all insurance, bonding, flagging, etc. as noted in the permit or attached to this addendum. A single policy will be required for insurance and bonding which will cover all three crossing permits.

CHANGE No. 6 - It is the responsibility of the contractor to coordinate flagging services with the appropriate railroad officials. The contractor shall be responsible for all fees associated with flagging services.

CHANGE No. 7 - Item No. 31 – "6" Fire Suppression System Connection" shall be used as necessary on the project as required to connect an existing fire suppression system.

CHANGE No. 8 – Specifications for service water line construction required as part of this contract shall be as follows: Service pipe shall be ¾" Polyethylene Plastic tubing meeting the following specifications, 200 PSI and complying with AWWA standards when tested by methods ASTM 1599, copper tube size (O.D.) flarable for use with standard heavy duty waterworks brass flare fittings. Tubing shall comply with the standards and bear the seal of the National Sanitary Foundation.

CHANGE No. 9 – It shall be the contractor's responsibility to adequately address concerns of utility coordination prior to construction. This shall include but not limited to location of underground utilities. The contractor shall be required to locate all existing water lines.

CHANGE No. 10 - Restrained pipe shall not be required on the project.

CHANGE No. 11 - Post Indicator Valves shall not be part of the project.

CHANGE No. 12 - Water meters shall be a Badger "Radio Read" and all fittings shall be Ford brand. Contractor shall provide all materials and labor to make a fully functioning water meter.

CHANGE No. 13 - Corrosion protection will not be required on the project.

CHANGE No. 14 - Item No. 37 – "Abandonment of Existing Water Lines with Flowable Fill" shall be used as directed by the engineer. Locations shall be generally located within railroad rights of way.

SHOWS, DEARMAN & WALLS, INC.

by: _____

Kyle Wallace, P.E.

KYLE D. WALLACE REGISTERED PROFESSIONAL ENGINEER 12693 7/13/17 STATE OF MISSISSIPPI

CITY OF HATTIESBURG

by: _____

Kermas Eaton, City Clerk

Dated this 13th day of July, 2017.

The receipt of this Addendum shall be indicated by signature on the line below.
A signed copy of the Addendum shall accompany the Bid Proposal.

Contractor: L.B. Developers, Inc.

Signature: _____

Title: P.M.

FILED
CITY CLERK
BY
DEPUTY CLERK

ADDENDUM NO. 6

I (we) agree to begin work within (10) calendar days after the issuance of Work Order, and to complete the work within 180 calendar days thereafter. The undersigned further agrees that the unit bid price quoted includes all items of work required or necessary for the accomplishment of the projected work. BIDDERS agree to perform all the work described in the CONTRACT DOCUMENTS for the following unit bid prices:

Proposal

Comprehensive Water Improvements - Phase II

Palmers Crossing and Irene Chapel Areas - City of Hattiesburg

Item	Description	Unit	Quantity	Unit Price	Extension
	Water Pipe Items				
1	4" Class 350 Ductile Iron Water Pipe (Open Cut)	Lin. Ft.	260	25.44	6614.40
2	6" Class 350 Ductile Iron Water Pipe (Open Cut)	Lin. Ft.	280	23.74	6647.20
3	8" Class 350 Ductile Iron Water Pipe (Open Cut)	Lin. Ft.	590	23.72	13994.80
4	12" Class 350 Ductile Iron Water Pipe (Open Cut)	Lin. Ft.	27,000	31.08	839160.00
5	12" Class 350 Ductile Iron Water Pipe (Bored - No Casing)	Lin. Ft.	1,090	66.98	73008.20
6	16" 200 PSI, DR9, HDPE (Open Cut) (Incl. adapter fittings)	Lin. Ft.	780	111.27	86790.60
7	16" 200 PSI, DR9, HDPE (Direction Bore) (Incl. adapter fittings)	Lin. Ft.	460	133.85	61571.00
	Casing Items				
8	18" Steel Casing, 0.25" WT (Open Cut)	Lin. Ft.	20	112.00	2240.00
9	14" Steel Casing, 0.25" WT (Bored)	Lin. Ft.	40	94.99	3799.60
10	18" Steel Casing, 0.25" WT (Bored)	Lin. Ft.	610	112.44	68588.40
11	20" Steel Casing, 0.375" WT (Bored - Railroad)	Lin. Ft.	740	295.72	218832.80

	Connection Items				
12	Connection: Proposed 12" to Existing 12" (Straight Connection w/ fittings)	Each	2	1509.99	3019.98
13	Connection: Proposed 12" to Existing 12" (Hot Tap w/ Valve Assembly & other fittings)	Each	3	6603.33	19809.99
14	Connection: Proposed 12" to Proposed 12" (Tee & other fittings)	Each	5	1741.31	8706.55
15	Connection: Proposed 12" to Proposed 12" & 8" (Tee & other fittings)	Each	1	2191.77	2191.77
16	Connection: Proposed 12" to Proposed 8" (Tee & other fittings)	Each	2	1723.93	3447.86
17	Connection: Proposed 12" to Proposed 12" & Existing 8" & 6" (Tees & other fittings)	Each	1	3061.78	3061.78
18	Connection: Proposed 12" to Proposed 12" & Existing 4" (Tee & other fittings)	Each	2	2263.80	4527.60
19	Connection: Proposed 12" to Existing 6" (Tee & other fittings)	Each	10	1878.23	18782.30
20	Connection: Proposed 12" to Existing 6" & 4" (Tees & other fittings)	Each	1	2813.19	2813.19
21	Connection: Proposed 12" to Existing 6" & 4" (Cross & other fittings)	Each	1	3093.80	3093.80
22	Connection: Proposed 12" to Existing 4" (Tee & other fittings)	Each	12	2025.74	24308.88
23	Connection: Proposed 8" to Existing 12" (Hot Tap w/ Valve Assembly & other fittings)	Each	1	3660.35	3660.35
24	Connection: Proposed 8" to Existing 6" (Tee & other fittings)	Each	1	1702.56	1702.56
25	Connection: Proposed 8" to Existing 6" & 4" (Tees & other fittings)	Each	1	2657.87	2657.87
	Valve Items				
26	4" Gate Valve	Each	9	684.95	6164.55
27	6" Gate Valve	Each	14	840.19	11762.66
28	8" Gate Valve	Each	4	1154.21	4616.84
29	12" Gate Valve	Each	66	2036.87	134433.42

	Fire Protection Items					
30	3 Way Fire Hydrant w/ Appurtenances (Incl. Tee, Valve, Hydrant, Brass Tag, Pipe, & other fittings)	Each	42	3708.92	~~155744.64~~	155,71 A.A.
31	6" Fire Suppression System Connection (Incl. Tee, Valve, Pipe, Disconnection of Existing System, Connection to Existing Fire System, etc.)	Each	1	4146.85	4146.85	
	Service Items					
32	Residential Service Tap (All Sizes) (Incl: Open Cut Service Tubing, Tapping Saddle, Corp Stop, etc)	Each	99	445.19	44073.81	
33	Commercial Service Tap (All Sizes) (Incl: Open Cut Service Tubing, Tapping Saddle, Corp Stop, etc)	Each	17	1085.64	18455.88	
34	Service Tubing (Bored) (All Sizes)	LF	1,585	4.13	6546.05	
35	Residential Meter (Incl: Meter, Meter Box, City Fees, etc)	Each	15	550.23	8253.45	
	Removal Items					
36	Removal of Fire Hydrant and Appurtenances	Each	24	409.36	9824.64	
37	Abandonment of Exist. Water Lines with flowable Fill	LF	760	7.75	5890.00	
38	Remove and Reset Existing Storm Sewer Culverts (All Sizes)	Lump Sum	1	4678.36	4678.36	
	Miscellaneous Construction Items					
39	Select Fill Material (Class 9, Group C), LVM for Gravel Driveway Repair	CY	35	21.05	736.75	
40	Asphalt Pavement Repair (All Depths)	TON	460	181.29	83393.40	
41	Concrete Pavement Repair (All Depths)	SY	338	116.96	39532.48	
42	Concrete Curb and Gutter Repair (Match Existing in kind)	LF	25	58.48	1462.00	
43	Crushed Aggregate for Road Repair (Size 825)	Ton	151	58.48	8830.48	
44	Temporary Erosion Control	Lump Sum	1	6432.75	6432.75	

45	Grassing	Lump Sum	1	4678.36	4678.36
46	Maintenance of Traffic	Lump Sum	1	5847.95	5847.95
47	Mobilization	Lump Sum	1	5847.95	5847.95
		Project Total: 2,054,414.75			

Note: All materials and components shall be a product of the U.S.A.

Southern Region

CN
Joseph Wojcik
IC Track Design Technician
915 Belle Ave.
Joliet, IL. 60432

T 815-774-6414
F 815-774-6430

www.cn.ca

May 15, 2017

File P-10911

City of Hattiesburg
P.O. Box 1898
Hattiesburg, MS 39403-1898

RE: 16" HDPE water line in a 20" steel casing
M. P. 92.49
Preparation fee $750.00 paid
Charge $4,800.00

Attached hereto in duplicate is agreement covering the above-described subject matter, which has been prepared pursuant to your request. Please have both copies executed and return to me for my further handling for execution on behalf of the Railroad Company. Acceptance of the agreement is not to be assumed until a fully executed copy has been returned.

Please note that payment of $4,800.00 is to be made upon execution of the agreement. To avoid delay in our handling, the required remittance should be made with the return of the agreement.

This office shall receive 5 days notice, exclusive of weekends and holidays, before any work is performed in the vicinity of the track. Such notice shall only be accepted from the owner or their duly authorized agent. Once execution of the agreement is complete and you have submitted a completed flagging and cable request form, you must call Maryellen Carmody at 734-783-4533 to set up flagging and signal locate before any work. The Utility must prepay the railroad for all anticipated flagging and cable location costs, which are to be calculated pursuant to the Request for Flagging Services and Cable Location form.

Sincerely,

Joseph Wojcik
IC Track Design Technician

LICENSE FOR UNDERGROUND PIPELINES, CABLES AND CONDUITS

THIS AGREEMENT made in duplicate this 15th of May, 2017, between ILLINOIS CENTRAL RAILROAD COMPANY, party of the first part, hereinafter called the Railroad, and

File P-10911

City of Hattiesburg
P.O. 1898
Hattiesburg, MS. 309403-1898

Party or parties of the second part, hereinafter called the Licensee,

WITNESSETH:

1. In consideration of a one time fee of $4,800.00 in hand paid by the Licensee to the Railroad, the receipt whereof is hereby acknowledged and the faithful performance by the Licensee of the covenants herein contained, the Railroad, insofar as it lawfully may, hereby grants to the Licensee license and permission to construct and maintain a 16" HDPE water line in a 20" steel casing (see attachment) (whether one or more pipes, cables or conduits hereinafter referred to as the "pipeline") across, along and underneath the property of the Railroad at M.P. 92.49 in Hattiesburg, MS, said pipeline being more particularly shown upon the exhibits hereto attached and made a part hereof, subject to the following conditions and specifications:

2. The license and permission herein granted to Licensee are subject and subordinate; however, to the rights in Railroad, its successors and assigns, its grantees, lessees and licensees, to construct, reconstruct, operate, use, maintain, repair and renew on, beneath or above the property covered hereby, any structures, improvements or facilities of similar or different character as are now or in the future may be located on, beneath or above said properties.

3. Licensee shall, except in emergencies, give not less than 72 hours written notice to Railroad of the day, hour and location that it proposes to undertake any construction or maintenance work and in the event of an emergency shall notify Railroad as soon as possible.

Licensee shall require each of its contractors and subcontractors to observe and conform to the conditions and requirements specified herein; and for the purposes of the safety, protective and indemnification provisions hereof, such contractors and subcontractors, their agents, servants and employees, and other persons on the Railroad property at the invitation of the Licensee, its contractors or subcontractors, shall be deemed the agents or employees of the Licensee.

4. Licensee shall, at no expense to Railroad, obtain all permits and approvals required to exercise this license and Licensee shall install, maintain and operate its facilities in accordance with all requirements of lawful public authority. Licensee shall be responsible for any taxes, assessments and charges made against the pipeline or other of Licensee's facilities on Railroad's property or the operation of any of them.

5. The pipeline shall be installed at least 10 feet below the tracks of the Railroad, measured from base of rail to top of pipeline or, if no tracks are located on the property, at least 3 feet below natural ground. Said pipeline shall be constructed of such material and in such a manner as will assure the safety of Railroad. Railroad's authorized representative shall have the right, but not the duty, to require certain materials or procedures to be used or to supervise the construction, maintenance, restoration or other work on Railroad's property. If in the opinion of Railroad's authorized representative casing of the pipeline is required at the time of installation or at any time subsequent thereto, Licensee shall promptly arrange for such casing at its own risk and expense.

6. If, in the opinion of the authorized representative of Railroad the work to be done by the Licensee pursuant to this agreement will make necessary or desirable any change in the Railroad's facilities, or those of the Railroad's tenants or licensees, on the Railroad's property, the Railroad shall have the right, but not the duty, to make such changes, the expense thereof to be borne by the Licensee.

   Railroad shall have the right, but not the duty, to furnish flagging or other protection or to perform work to support its tracks or otherwise protect its property or facilities at any time, at Licensee's sole risk and expense.

7. Licensee agrees at any time, or from time to time, at its own risk and expense, upon request of the authorized representative of the Railroad, to make such change or changes as may be necessary in the opinion of said representative to accommodate any change or improvements which Railroad may desire to make in or upon its property. In case Licensee shall fail within thirty (30) days after notice from Railroad to make such change or changes, Railroad shall have the right, but not the duty, to make such change or changes, or remove Licensee's facilities from said property at the risk and expense of Licensee.

8. Licensee shall at its expense take such measures as may be necessary and adequate in connection with its property or the property of railroad to protect facilities of Railroad and those of others using Railroad's property from interference by induction, conduction, physical contact or otherwise attributable to the exercise by Licensee of the license granted to it.

   In the event Railroad advises Licensee to take any action to protect Railroad, its facilities or facilities on Railroad's property, Licensee shall promptly take the indicated action, including, but not limited to, stopping the operation of the pipeline. If Licensee fails to do so, Railroad shall have the right, but not the duty, to perform on behalf of Licensee at the sole risk and expense of Licensee.

9. In the event Railroad elects to renew, replace, repair or alter any tracks or other facilities or to construct new facilities or to make other use of the property covered by this license, and in connection therewith requires the removal of any facilities placed by Licensee on Railroad's property or should any facilities of Licensee need renewal or repair, Licensee shall, within 30 days of receipt of notice, arrange for such removal, renewal or repair at Licensee's risk and expense. In the event removal is required, the facilities shall be relocated at such location on Railroad's property as is designated by Railroad, provided that Railroad's authorized representative determines that a location is reasonably available. Renewal or repair shall be to such condition as is indicated by Railroad's authorized representative. If Licensee fails to comply with the foregoing, Railroad shall have the right, but not the duty, to remove, renew or repair such facilities at the sole risk and expense of Licensee.

10. Cost and expense for work performed by the Railroad pursuant to this agreement shall consist of the direct cost of labor and material plus Railroad's standard additives in effect at the time the work is performed. All payments required of Licensee under this agreement shall be made promptly upon presentation of a bill.

11. Licensee, as a further consideration and as a condition without which this license would not have been granted, agrees to indemnify and save harmless Railroad, its officers, employees and agents and to assume all risk, responsibility and liability for death of, or injury to, any persons, including, but not limited to, officers, employees, agents, patrons and licensees of the parties hereto, and for loss, damage or injury to any property, including but not limited to, that belonging to the parties hereto (together with all liability for any expense, attorneys' fees and costs incurred or sustained by the Railroad, whether in defense of any such claims, demands, actions and causes of action or in the enforcements of the indemnification rights hereby conferred) arising from, growing out of, or in any manner or degree directly or indirectly caused by, attributable to, or resulting from the grant or exercise of this license or the construction, maintenance, repair,

renewal, alteration, change, relocation, existence, presence, use, operation, or removal of any structure incident thereto, or from any activity conducted on or occurrence originating on the area covered by the license regardless of the negligence of Railroad, its officers, employees and agents. Licensee further agrees to release and indemnify and save harmless Railroad, its officers, employees, agents, patrons or invitees from all liability to Licensee, its officers, employees, agents or patrons, resulting from railroad operations at or near the area in which the license is to be granted whether or not the death, injury or damage resulting therefrom may be due to the negligence of the Railroad, its officers, employees or agents or otherwise. At the election of Railroad, the Licensee, upon receipt of notice to that effect, shall assume or join in the defense of any claim based upon allegations purporting to bring said claim within the coverage of this section.

12. Licensee shall secure, and maintain in place so long as this agreement is in effect, Comprehensive General Liability Insurance (Occurrence Form) in an amount not less than $5,000,000 per occurrence, with an aggregate of not less than $10,000,000 per annual period. The policy must name Railroad and its parent company, Canadian National Railway Company, as additional insured's in the following form:

    Illinois Central Railroad Company, and its Parent Corporation,
    Canadian National Railway Company
    17641 S Ashland Ave
    Homewood, Il 60430

    The policy must not contain any provisions excluding coverage for injury, loss or damage arising out of or resulting from (a) doing business on, near, or adjacent to railroad track or facilities, or (b) surface or subsurface pollution, contamination or seepage, or from handling, treatment, disposal or dumping of waste materials or substances. Before commencing work, Licensee shall deliver to Railroad a certificate of insurance evidencing the foregoing coverage's and true and complete copies of the policies described above. Each policy shall include a waiver by the insurer of any right of subrogation against any recovery by or on behalf of any insured. Each policy shall provide for not less than thirty days prior written notice to Railroad of cancellation of or any material change in that policy.

13. It is expressly understood Railroad does not warrant title to the premises and Licensee accepts the grant of privileges contained herein subject to all lawful outstanding existing liens and superior rights. Licensee agrees it shall not have to make any claim against Railroad for damages on account of any deficiency in title and agrees that in the event of failure or insufficiency of such title the sole remedy of Licensee shall be the right to return of the consideration paid in advance, provided for herein, or a proportionate part thereof in the event of a partial

deficiency or insufficiency of title. Licensee further agrees to indemnify and save harmless the Railroad and to assure all risk, responsibility and liability (including any expenses, attorneys' fees and costs incurred or sustained by Railroad) arising from, growing out of, or in any manner or degree directly or indirectly attributable to or resulting from any deficiency or insufficiency of its title affecting the right of the Railroad to make this grant.

14. This agreement shall continue in force indefinitely from and after the date hereof, subject, however, to the right of either party to terminate this agreement as to the entire pipeline and all of the facilities of Licensee, or any part thereof, at any time or from time to time, as it may require, upon giving the other party ninety (90) days notice in writing of its desire to terminate this agreement, and indicating in said notice the extent of said line and facilities to which such termination shall apply. When this agreement shall be terminated as to the entire line and all of the facilities of Licensee or as to any part thereof, Licensee within thirty (30) days after the expiration of the time stated in said notice, agrees at its own risk and expense to remove said facilities from the property of Railroad, or such portion thereof as Railroad shall require removed, and to restore the railroad premises to a neat and safe condition, and if Licensee shall fail to do so within said time, Railroad shall have the right, but not the duty, to remove and restore the same, at the risk and expense of Licensee. Nothing herein contained shall be construed as conferring any property right on Licensee.

15. In case Railroad shall at any time, or from time to time, require the removal of only a portion of said pipeline, this agreement shall continue in force and be applicable to the portion of portions of said pipeline and other facilities remaining from time to time until said entire pipeline has been removed and the rental shall be adjusted accordingly.

16. Nothing in this agreement shall be construed to place any responsibility on Railroad for the quality of the construction, maintenance or other work performed on behalf of Licensee hereunder or for the condition of any of Licensee's facilities.

    Any approval given or supervision exercised by Railroad hereunder, or failure of Railroad to object to any work done, material used or method of construction, reconstruction or maintenance, shall not be construed to relieve Licensee of its obligations under this Agreement.

17. This Agreement shall not be binding on either party hereto until all parties have executed the space provide below.

18. This agreement shall be binding on the successors and assigns of the parties hereto, but no assignment hereof by the Licensee, its successors, legal representatives or assigns, shall be binding upon the Railroad without its written consent in each instance.

IN WITNESS WHEREOF, the parties hereto have caused these presents to be executed in duplicate, the day and year first above written.

ILLINOIS CENTRAL RAILROAD COMPANY

By: _____

Arthur L. Spiros - Senior Manager, Business Development & Real Estate – Southern Region

CITY OF HATTIESBURG

By: _____

Name and Title

BORE NO. 2

INITIAL NOTIFICATION OF INTENT TO CONSTRUCT PIPELINE CROSSING/ENCROACHMENT

Complete this form and return it along with a non-refundable preparation fee of $750 made out to CN.

DATE:

1. Owner/Applicant Information

Name and Address: City of Hattiesburg P.O. Box 1898 Hattiesburg, MS 39403-1898

Authorized Representative: Lamar Rutland, P.E. Title City Engineer

Phone Number: (601) 545-4640 Fax Number _____ Email lrutland@hattiesburgms.com

2. Location Of Pipeline

Pipeline Location Mile Post: ~~68~~ 92.49 plus ~~5,456~~ feet (if parallel) to Mile Post: _____ plus _____ feet

At or Near Hattiesburg (Name of City, Town, Village)

3. Commodity to be transmitted in pipe line: Water

(steam, air, water, gasoline or other petroleum products, chemical-specify: natural or artificial gas. If sewer, identify as to force or gravity line, sanitary, storm or chemical waste – specify)

4. Pipe Data

	CARRIER PIPE	CASING PIPE
A. Inside Diameter:	14.222"	19"
B. Outside Diameter:	16"	20"
C. Wall Thickness:	1.778"	0.375"
D. Pipe Material:	HDPE	Steel
E. Specification/Grade or class:	DR-9	Class 350
F. Min. Yield Point of Material		35 ksi
G. Process of Manufacture		
H. Name of Manufacturer		
I. Type of Joint	Heat Fusion	Welded
J. Working Pressure	200 psi	350 psi

K. Maximum operating pressure in pipeline: 60 (psi by gauge)

L. Length of Casing pipe: 140 Feet

M. Will casing pipe/uncased carrier pipe be cathodically protected: N/A

N. Hydrostatic pressure carrier pipe will be tested with before using 150 (psi)

O. Will casing pipe be vented? N/A Size: _____

P. Will casing pipe/uncased carrier pipe have a protective coating? N/A Type: _____

Q. Depth of top of casing or uncased carrier pipe below base of rail or top of ground 10.0 feet. (Minimum at closest point)

R. Method of installing casing pipe /uncased carrier pipe Dry Bore and Jack.
(dry bore & jack, directional, tunnel, other – specify)

Attach to this application (3 copies) showing north arrow and a location sketch with crossings measured from the nearest railroad mile post and a profile sketch of actual situations showing relationship of tracks, contour of ground, the buried pipe, etc. Distance from each facility (encroachment) to the centerline of nearest road, crossing, bridge or other Railroad structures, must be clearly indicated. Right of way lines of railroad and labeled Street or highway, if involved, should also be shown.

RAILROAD PERMIT

Sheet No.: 1 of 3

Permit No.: _____

REVISIONS			
APPLICANT		MDOT	
DATE	BY	DATE	BY
05/02/17	BT		

Show North

GENERAL NOTES:

1. RAILROAD REPRESENTATIVE AND FLAGMAN SHALL BE PRESENT DURING ALL CONSTRUCTION CROSSING THE RAILROAD.
2. EXCAVATION SHALL NOT BE PERMITTED INSIDE RAILROAD RIGHT-OF-WAY.
3. CONTRACTOR SHALL FOLLOW ALL REQUIREMENTS OF THE RAILROADS PIPELINE OCCUPANCY SPECIFICATIONS.
4. PIPELINE AND CROSSING SHALL BE INSTALLED AND MAINTAINED IN ACCORDANCE WITH THE LATEST APPROVED EDITION OF THE AMERICAN RAILWAY ENGINEERING AND MAINTENANCE OF WAY ASSOCIATION SPECIFICATIONS FOR PIPELINES CONVEYING FLAMMABLE AND NON-FLAMMABLE SUBSTANCES.
5. BLASTING NOT PERMITTED.
6. WHERE THE WATER MAIN IS WITHIN 10 FEET OF A SEWER MAIN HORIZONTALLY, THE BOTTOM OF THE WATER MAIN SHALL BE AT LEAST 18" FROM THE TOP OF THE SEWER MAIN, UNLESS OTHERWISE NOTED.
7. WORK FOR THIS PROJECT REQUIRES EXCAVATION IN THE IMMEDIATE VICINITY OF TRAFFIC AND ADJACENT PROPERTIES. THEREFORE, THE RISK OF A FAILURE OCCURRING DURING THE EXCAVATION REQUIRES THAT EXTREME CAUTION BE EXERCISED. THE CONTRACTOR SHALL BE RESPONSIBLE FOR PLACING WHAT BRACING, SHORING OR GROUND SUPPORT SYSTEM THAT IS DEEMED NECESSARY TO PREVENT A FAILURE AND PROTECT THE PERSONS WORKING NEAR THE EXCAVATION, THE PUBLIC THAT MAY BE ABOVE THE EXCAVATION, OR ANY STRUCTURE ADJACENT TO THE EXCAVATION. ALL COSTS FOR ANY PROTECTIVE MEASURES INCLUDING THE MATERIALS AND LABOR FOR DESIGNING, DRAWING AND CONSTRUCTING THE FACILITY SHALL BE INCLUDED IN THE BID PRICE FOR CONTRACT ITEMS.

ABBREVIATIONS LEGEND:

BLDG	– BUILDING
BTM	– BOTTOM
℄	– CENTERLINE
CN/IC	– CANADIAN NATIONAL ILLINOIS CENTRAL
CONC	– CONCRETE
DI	– DUCTILE IRON PIPE
EOP	– EDGE OF PAVEMENT
EXIST	– EXISTING
HDPE	– HIGH DENSITY POLYETHYLENE
LF	– LINEAR FEET
ℙ	– PROPERTY LINE
RCP	– REINFORCED CONCRETE PIPE
REQ'D	– REQUIRED
ROW	– RIGHT OF WAY
RR	– RAILROAD
W/	– WITH
XING	– CROSSING

LINETYPE & SYMBOLS LEGEND:

	– CENTERLINE
	– RAILROAD (EXIST)
	– APPARENT MDOT RIGHT-OF-WAY
	– FENCE (EXIST)
	– OVERHEAD UTILITY LINES (EXIST)
	– POLE GUY WIRE (EXIST)
	– PROPERTY LINE (EXIST)
	– TREE LINE (EXIST)
	– DITCH (EXIST)
	– UTILITY POLE (EXIST)
	– WATER LINE (EXIST)
	– WATER METER (EXIST)
	– WATER VALVE (EXIST)
	– WATER VALVE (REQ'D)
	– WATER LINE (REQ'D)

CANADIAN NATIONAL / ILLINOIS CENTRAL RAILROAD
5,156' SOUTH OF MP #68

RAILROAD PERMIT

Sheet No.: 2 of 3

Permit No.:

REVISIONS			
APPLICANT		MDOT	
DATE	BY	DATE	BY
05/02/17	BT		

Show North

SCALE: 1" = 50'

NOTES:

1. *140'± OF EXIST 4" WATER LINE (INSIDE RR ROW) SHALL BE ABANDONED IN PLACE, WHICH SHALL INCLUDE PUMPING EXIST WATER LINE WITH FLOWABLE FILL & SEALING ENDS WITH CONCRETE
2. **BORE PIT TRENCH SHALL NOT BE EXCAVATED MORE THAN FIVE (5) FEET FROM END OF ENCASEMENT TOWARD RAILROAD.

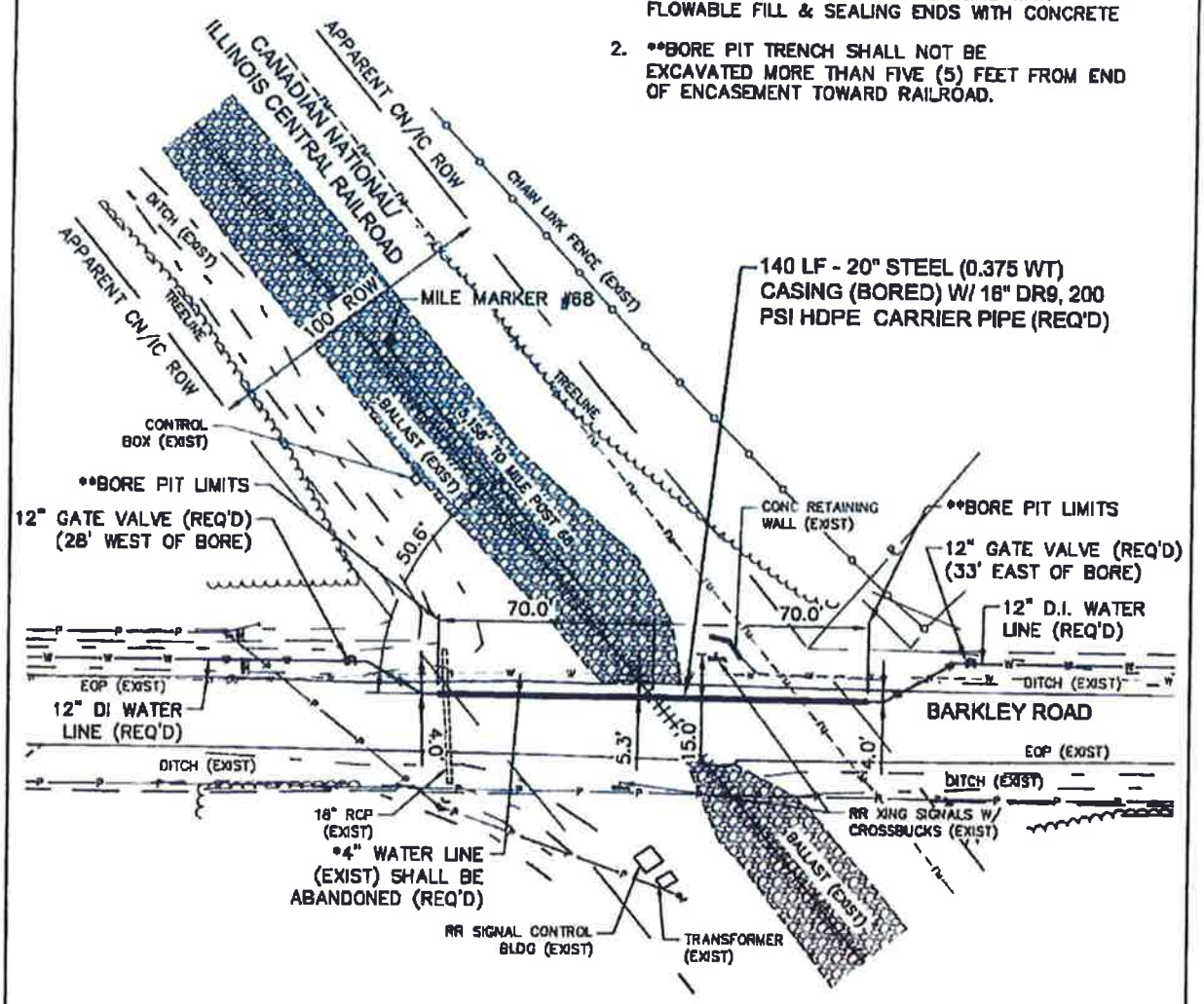

CANADIAN NATIONAL / ILLINOIS CENTRAL RAILROAD PIPE BORE: 5,156' SOUTH OF MP #68

RAILROAD PERMIT

Sheet No.: 3 of 3

Permit No.:

REVISIONS			
APPLICANT		MDOT	
DATE	BY	DATE	BY
05/02/17	BT		

Show North

SCALE:
HORIZ.: 1" = 20'
VERT.: 1" = 5'

NOTES:
1. *AS MEASURED ALONG SECTION
2. **BORE PIT TRENCH SHALL NOT BE EXCAVATED MORE THAN FIVE (5) FEET FROM END OF ENCASEMENT TOWARD RAILROAD.

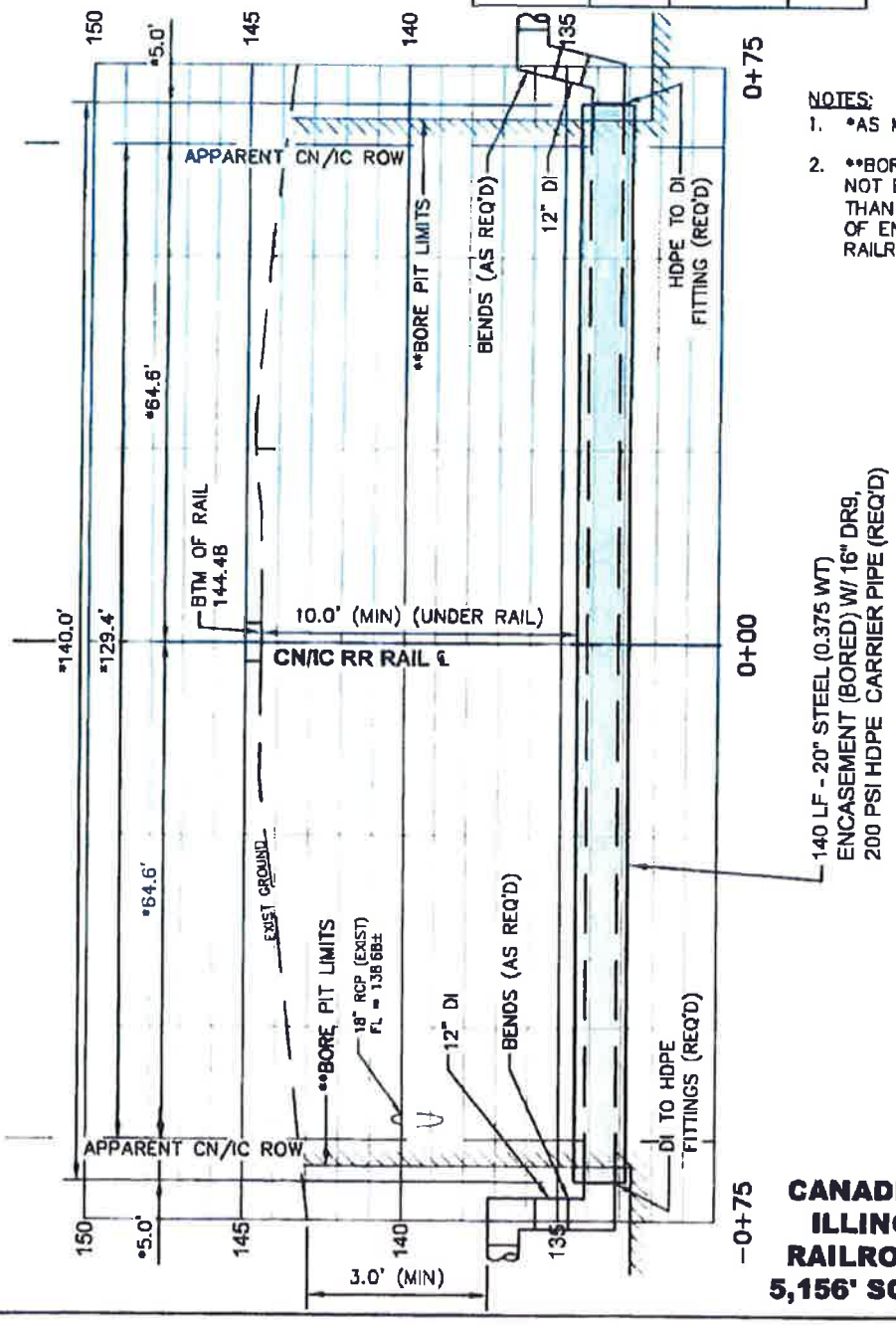

CANADIAN NATIONAL / ILLINOIS CENTRAL RAILROAD PIPE BORE: 5,156' SOUTH OF MP #68

CN System Engineering

Josh Gordon
Design & Construction
Field Engineer
2151 N. Mill Street.
Jackson, MS 39202
T 601-331-8724

May 11, 2017
Mr. Joseph S. Wojcik
Track Design Technician
17641 S. Ashland Ave.
Homewood, IL 60430-1345

Subject: **Utility P-10911 Hattiesburg, MS Beaumont Sub MP 92.49**

Mr. Wojcik,

CN Engineering Design & Construction has reviewed the request to Dry bore and jack 16" HDPE waterline in 20" casing under the Beaumont Sub MP 92.49. No objections at this time. Be certain to follow guidelines below.

1.) CN Utility Locate Required.

2.) CN's operations are not to be impaired or effected by any of the described work.

3.) A flagman, railroad representative is to be present during any and all work on, over, under or near railroad property.

4.) All employees of contractors not hired by CN that will work on, over, under or near CN property are required to have, at a minimum, safety certification with www.contractororientation.com and the railroad representative will be responsible for verifying and documenting said certifications.

5.) Survey is required before and after work to ensure no settlement during project.

Sincerely,

Josh Gordon
Field Engineer

KCS Insurance Requirements are as follows:

Show The Kansas City Southern Railway Company and its Affiliates, 427 W. 12th St., Kansas City, MO 64105 as a Certificate Holder for the following:

- Maintain **comprehensive general liability**, and contractual liability insurance with minimum limits of $2,000,000 per occurrence, $4,000,000 aggregate;
- **Auto liability** coverage in the amount of $1,000,000 combined single limit;
- Provide or require minimum statutory **worker's compensation coverage** for all covered employees who are on KCS and its Affiliates property;
- No policy will be canceled or materially altered without first giving KCS and its Affiliates thirty (30) day's prior written notice;
- Commercial general liability policy will name The Kansas City Southern Railway Company and its Affiliates as additional insured;
- Will contain a waiver of subrogation in favor of KCS and its Affiliates.

Show The Kansas City Southern Railway Company and its Affiliates, 427 W. 12th St., Kansas City, MO 64105 as the Insured for the following:

- **Railroad Protective Liability Insurance** naming The Kansas City Southern Railway Company and its affiliates as insured - $2,000,000 per occurrence, $6,000,000 aggregate. To obtain this policy, please visit www.123ocp.com.

PLEASE NOTE: *****these are TWO separate policies, they cannot be combined on one form since KCS is the Certificate Holder on the Liability Insurance and the Insured on the Railroad Protective Liability insurance****

KCS Railway Construction Observation/Flagging Requirements

- **When is construction observation and flagging required?**
- **Can the contractor self-perform construction observation and flagging services?**
- **Who is responsible for the cost of observation/flagging services?**
- **What is the cost of observation/flagging services?**
- **How do I arrange for observation/flagging services for my project?**
- **How soon can I start working on KCS ROW?**

When is construction observation and flagging required?

Construction observation and flagging protection are required whenever people, vehicles, or equipment will encroach under, over or on KCS Right-of-Way, including when equipment has the range of possibility to encroach KCS Right-of-Way.

Construction observation must be performed by a KCS authorized **Construction Observer** and KCS certified **Flagman**. The **Construction Observer** ensures the installation meets the approved engineered specifications and serves as quality manager and liaison between the contractor and KCS. The **Flagman** provides protection to the general public, KCS personnel, equipment, and facilities from the work being performed and protection to contractors working within KCS Right-of-Way.

Can the contractor self-perform construction observation and flagging services?

No. Observation and flagging services can only be performed by KCS authorized & certified construction observers and flagmen. Bartlett & West is the authorized KCS agent for providing these services.

Who is responsible for the cost of construction observation/flagging services?

The permittee or the permittee's designated contractor is responsible for payment. Prepayment of services is required.

What is the cost of construction observation/flagging services?

- Construction Observer daily rate is $1,500 per day - 10 hour minimum. Hourly rate applies after 10 hours
- Flagman daily rate is $1,000 per day - 10 hour minimum. Hourly rate applies after 10 hours
- Mobilization/Administrative Fee is $2,000. Multiple mobilization fees could be charged if the project cannot be constructed on consecutive days and results in a return trip
- Cancellations require a minimum of 12 hours advance notice of the daily scheduled start time

How do I arrange for observation/flagging services for my project?

- Complete **Section 1** of the attached **Prepay/Schedule Form**, prepay for estimated duration of services & execute the Bartlett & West Agreement. The **Prepayment Invoice** and **Bartlett & West Agreement** will be sent to you upon receipt of **Section 1**
- When your KCS Permit is fully executed you may submit **Section 2** of the **Prepay/Schedule Form** indicating your requested start date. Bartlett & West will be notified by **KCS & JLL** when your permit is approved.

How soon can I start working on KCS ROW?

- A valid KCS Permit is required for scheduling a start date and before any activity can commence on KCS Right-of-Way
- It can take up to 15 business days to schedule services. Please plan accordingly
- In cases where KCS signal line locates are required additional time may be required

~~

Bartlett & West is dedicated to providing you the information you need to complete the installation of your project in a safe environment and according to engineered specifications. Please contact our Service Specialist if you need further assistance.
KCSCrossings@bartwest.com or 817-840-1567

Bartlett & West

REQUEST FOR CONSTRUCTION OBSERVATION AND FLAGGING FIELD SERVICES

Date:

SECTION 1 PREPAYMENT INFORMATION

Complete Section 1 & send to KCSCrossings@Bartwest.com. The prepayment invoice will be issued upon receipt of this form.

PERMIT APPLICATION REFERENCE # 17-3248
APPLICANT COMPANY:
APPLICANT'S NAME:
AT/NEAR CITY AND STATE:
ESTIMATED DURATION IN DAYS FOR WORK BEING PERFORMED WITHIN KANSAS CITY SOUTHERN RIGHT OF WAY: ESTIMATED TIMEFRAME:

RESPONSIBLE PARTY FOR RECEIPT OF INVOICES & OBSERVATION AGREEMENT:

COMPANY NAME (Legal Name):		
CONTACT:		
ADDRESS:		
CITY:	STATE:	ZIP:
PHONE:	EMAIL:	

SECTION 2 SCHEDULE INFORMATION – 15 Day Minimum Advance Notice Required

Section 2 – Submission of proposed start date requires fulfillment of all Bartlett & West and KCS compliance including KCS fees paid, insurance & release of the KCS Agreement & approved Permit Package by JLL.

SCHEDULE INFORMATION: ***Acceptance of proposed start date is subject to all compliance being met.***

*Proposed start date is subject to the availability of Bartlett & West field services crews. Confirmation of start date will be issued via the Project Start Notification PROPOSED START DATE FOR INSTALLATION WITHIN KANSAS CITY SOUTHERN RIGHT OF WAY:
OF DAYS WORKING: SATURDAY ☐ SUNDAY ☐ COMMENT: SCHEDULED START TIME: END TIME: EACH DAY
PROJECTED COMPLETION DATE OF INSTALLATION WITHIN KANSAS CITY SOUTHERN RIGHT OF WAY : (based on proposed start date)

FIELD COORDINATOR INFORMATION: *(Field contact for applicant or applicant's contractor)*

COMPANY NAME:		
APPLICANT'S/COORDINATOR'S NAME:		
ADDRESS:		
CITY:	STATE:	ZIP:
PHONE:	EMAIL:	

CONTRACTOR INFORMATION: *(If different from applicant)*

COMPANY NAME:		
CONTRACTOR'S NAME:		
ADDRESS:		
CITY:	STATE:	ZIP:
PHONE:	EMAIL:	

Scheduling of installation & field services will be initiated upon full compliance of all KCS requirements & notification of KCS clearance to install. No work shall commence on the Kansas City Southern right of way without Bartlett & West field services. Submit request form to KCSCrossings@Bartwest.com. For assistance contact Yvonne Hall @ 817-840-1567

1200 SW EXECUTIVE DRIVE ■ TOPEKA KS 66615-3850
785.272.2252 ■ FAX 785.228.6298 ■ 888.200.6464
WWW.BARTWEST.COM

THE KANSAS CITY SOUTHERN RAILWAY COMPANY
427 West 12th Street
Kansas City, Missouri 64105-1403

JLL

Application for License to Install Pipeline or Wire Line Encroaching Over, Under or Parallel to KCS Tracks

Crossing - $2,000 Processing Fee
Parallel – Call Sylvia Schmidt

Submit with non-refundable payable to:
JLL
Attn.: Sylvia Schmidt
4300 Amon Carter Blvd., Suite 100
Fort Worth, Texas 76155
Phone: (817) 230-2688 or Melissa Leal at (817) 230-2614
Email: sylvia.schmidt@am.jll.com or melissa.leal@am.jll.com

17-3248

1. Applicant Information:

Legal Name of the Owner of the Utility: City of Hattiesburg

Attn.: Lamar Rutland, P.E.

Mailing Address: P.O. Box 1898 City, State, Zip: Hattiesburg, MS 39403-1898

Phone: (601) 545-4640 Cell:

Email to whom agreement is to be sent: lrutland@hattiesburgms.com

Check One: ☐ Individual ☐ Company ☐ Partnership
☐ Corporation ☒ Municipality ☐ Other (Specify)

Who to contact in the event of engineering questions: Kyle D. Wallace, P.E.

Phone: 9601) 544-1821 Cell: (601) 310-7818

Email: kyle@sd-w.com

Proposed Installation Date(s): June 2017

If not constructed within one (1) year, an additional review fee may be charged.

2. Type of Encroachment (Crossing):

Check All That Apply: ☐ Overhead ☒ Underground ☐ Parallel

If Overhead, vertical clearance is _____ (in feet and inches) a **28'** minimum is required from top of rail to bottom of overhead crossing point (maximum sag at 212°).

Existing Poles ☐ Yes ☐ No Distance between poles/Distance from edge of nearest track: ____/____

If Underground Crossing, depth of casing/carrier pipe: ~~10.0~~ 12' feet below base of rail and ~~6.0~~ 10' feet below ground surface or bottom of ditches, whichever is deeper (if (a) casing is used: minimum 10' below base of rail and minimum 6' from natural ground surface or from bottom of ditches; (b) if casing is not used: minimum 10' below base of rail and minimum 10' from natural ground surface or from bottom of ditches).

If Underground Parallel, distance _____ measured at right angle from centerline of tracks to encroachment (parallel and minimum 25' feet away, then minimum 72") ground cover; parallel and greater than 25' away, then minimum ground cover of 60". **If the request is within 50' of KCS right-of-way, utility line shall be at least 10' below the** ground for the entire KCS right-of-way.

If an existing crossing is to be abandoned, see Section D – Abandonment on the Specific Requirements sheet.

3. Location: (provide all the information you can and identify two (2) markers of location information that can independently allow for verification of the wire line location in Section 3 and Section 4).

If crossing, relation to centerline of KCS Tracks at KCS Mile Post 67 + 1,304 feet

If parallel, beginning KCS Mile Post _____ + _____, ending KCS Mile Post + _____

Railroad Subdivision GULFPORT

If spur, distance from point of switch _____ feet

In or near City/Town/Village Hattiesburg, Parish/County Forrest, State MS

Section 23 Township 4N Range 13W

4. Other Distances:

If install is near a KCS bridge or culvert, distance from inside face of back wall on nearest KCS

Bridge: _____ Bridge MP: _____

Distance from centerline of nearest road crossing measured perpendicular to the rail line: 4'

DOTD#: 305-283-V (http://safetydata.fra.dot.gov/OfficeofSafety/PublicSite/Crossing/Crossing.aspx)

Street Name: Barkley Road

5. Angle of Crossing:

66 ° 00 ' 00 " **(if crossing track, not less than 45 degrees).**

6. Wire Line Commodity:

☐ Telephone ☐ Power Line (Voltage _____) ☐ Other (Specify) _____

☐ Fiber Optic – **If underground, number of innerducts within casing pipe** _____

If an innerduct will be left spare or empty, clearly identify type of facility that will be installed within each innerduct.

_____

_____

See Section A – General on the Specific Requirements sheet for standards used.

If encroachment is an overhead wire line, proceed to the end of this application and provide signature.

7. Pipeline Commodity:

Commodity to be transmitted in the pipeline: Water

Transmitted by: ☐ Gravity ☒ Force ☐ Liquid

☐ Gas ☐ Steam ☐ Other (Please Specify _____)

Type of Commodity: ☐ Flammable ☒ Non-Flammable ☐ Corrosive ☐ Toxic

☐ Environmental Hazard

If hazardous, toxic or corrosive material, give details: _____

See Section A – General on the Specific Requirements sheet for standards used.

8. Pipe/Wire Information:

	Carrier Pipe	Casing Pipe
Inside Diameter (nominal):	16"	20"
Wall Thickness:	1.778"	0.375"
Material:	HDPE	Steel
Minimum Yield Point of Material:		35 ksi
Type of Joint:	Heat Fusion	Welded
Maximum Operating Pressure in Pipeline:	N/A	N/A

Hydrostatic pressure at which carrier pipe will be tested before using: 150 psi

Will carrier pipe have protective coating? ☐ Yes ☒ No If so, please provide type: _____

Will carrier pipe be cathodically protected? ☐ Yes ☒ No

Cathodic protection must meet standards set by the current Report of Correlating Committee of Cathodic Protection.

9. Casing Information:

Length of casing pipe ~~120 LF~~ 240' (if casing pipe is vented, casing shall extend to right-of-way lines; if **not vented, casing shall be a minimum 25' each side as measured at right angles to centerline of track).**

Will casing pipe have protective coating? ☐ Yes ☒ No

If so, please provide type: _____

Will casing pipe be cathodically protected? ☐ Yes ☒ No

Cathodic protection must meet standards set by the current Report of Correlating Committee of Cathodic Protection.

See Section B – Casing and Section E – Signage on the Specific Requirements sheet for additional requirements.

10. Method of Installing Pipe/Wire: Dry Bore and Jack

*Dry Bore and Jack, Conventional Dry Bore or Directional Drill up to 10". Wet boring or open cut trenching across tracks **WILL NOT** be permitted.*

See **Section C – Boring** and **Section F – Shoring** on the Specific Requirements sheet for additional requirements.

11. Venting:

Will casing pipe be vented? ☐ Yes ☒ No Diameter: _____ (minimum 2")

Number of Vents: _____ Vent Height above ground surface: _____ (minimum 4')

Pipes carrying flammable contents must be vented. Vents are to be located at ends of casing off of KCS property and to be shown on drawing.

12. Additional Fees:

All excavations and installations on KCS's right-of-way will require construction observation, documentation and flagging by KCS or its authorized representative. Applicant or its contractor must contact Bartlett & West; KCS's authorized representative, a minimum of 10 days in advance of the scheduled construction date. Applicant will contract directly with Bartlett & West for the above services. The contact at Bartlett & West is Tom Faulkner at (817) 840-1562 or 785-215-2011, or by email at thomas.faulkner@bartwest.com. All costs associated with construction observation and flagging are the sole responsibility of the applicant. The daily services fees are $2,500 per day, which include flagging and construction observation services. In addition to the daily fee, a fee of $2,000 per mobilization fee will be charged for each job. Prices are subject to change and can double for 24-hour construction projects. No agreement for crossing or encroachment will be executed by KCS until applicant has contracted with Bartlett & West for the construction observation and flagging.

Each encroachment will also be subject to an annual or one-time fee, dependent on the type of installation and length of encroachment. If you will need to know these amounts before application, contact Sylvia Schmidt at sylvia.schmidt@am.jll.com or 817-230-2688.

Extreme caution is to be used in excavation due to the possible existence of other underground facilities along KCS's right-of-way. Any damage to existing facilities will be the sole responsibility of the applicant. In compliance with State law, prior to commencing work, the contractor shall notify appropriate State "One Call" service.

13. Existing Agreement? ☐ Yes ☒ No

*If replacing or repairing an existing line, a copy of the current permit agreement with KCS **must** be provided and accompany this application.*

14. Was this service requested by KCS? ☐ Yes ☒ No

If yes, who requested? _____ Phone #: _____

Is this installation in conjunction with a track or track expansion project? ☐ Yes ☒ No

If yes, KCS contact name and phone number: _____ Phone#: _____

By signing below, **applicant agrees to pay all fees associated with the installation of this utility.**

Johnny L. DuPree, Mayor — Name of Applicant

Johnny DuPree — Signature of Applicant

2-21-17 — Date

If application is not signed and dated by applicant, application will be returned.

RAILROAD PERMIT

Sheet No.: 1 of 4

Permit No.: _____

REVISIONS			
APPLICANT		MDOT	
DATE	BY	DATE	BY
05/08/17	BT		

Show North

GENERAL NOTES:

1. RAILROAD REPRESENTATIVE AND FLAGMAN SHALL BE PRESENT DURING ALL CONSTRUCTION CROSSING THE RAILROAD.
2. EXCAVATION SHALL NOT BE PERMITTED INSIDE RAILROAD RIGHT-OF-WAY.
3. CONTRACTOR SHALL FOLLOW ALL REQUIREMENTS OF THE RAILROADS PIPELINE OCCUPANCY SPECIFICATIONS.
4. PIPELINE AND CROSSING SHALL BE INSTALLED AND MAINTAINED IN ACCORDANCE WITH THE LATEST APPROVED EDITION OF THE AMERICAN RAILWAY ENGINEERING AND MAINTENANCE OF WAY ASSOCIATION SPECIFICATIONS FOR PIPELINES CONVEYING FLAMMABLE AND NON-FLAMMABLE SUBSTANCES.
5. BLASTING NOT PERMITTED.
6. WHERE THE WATER MAIN IS WITHIN 10 FEET OF A SEWER MAIN HORIZONTALLY, THE BOTTOM OF THE WATER MAIN SHALL BE AT LEAST 18" FROM THE TOP OF THE SEWER MAIN, UNLESS OTHERWISE NOTED.
7. WORK FOR THIS PROJECT REQUIRES EXCAVATION IN THE IMMEDIATE VICINITY OF TRAFFIC AND ADJACENT PROPERTIES. THEREFORE, THE RISK OF A FAILURE OCCURRING DURING THE EXCAVATION REQUIRES THAT EXTREME CAUTION BE EXERCISED. THE CONTRACTOR SHALL BE RESPONSIBLE FOR PLACING WHAT BRACING, SHORING OR GROUND SUPPORT SYSTEM THAT IS DEEMED NECESSARY TO PREVENT A FAILURE AND PROTECT THE PERSONS WORKING NEAR THE EXCAVATION, THE PUBLIC THAT MAY BE ABOVE THE EXCAVATION, OR ANY STRUCTURE ADJACENT TO THE EXCAVATION. ALL COSTS FOR ANY PROTECTIVE MEASURES INCLUDING THE MATERIALS AND LABOR FOR DESIGNING, DRAWING AND CONSTRUCTING THE FACILITY SHALL BE INCLUDED IN THE BID PRICE FOR CONTRACT ITEMS.

KANSAS CITY SOUTHERN RAILROAD
GENERAL NOTES

RAILROAD PERMIT

Sheet No.: 2 of 4

Permit No.: _____

REVISIONS			
APPLICANT		MDOT	
DATE	BY	DATE	BY
05/08/17	BT		

Show North

LINETYPE & SYMBOLS LEGEND:

- CENTER LINE
- RAILROAD
- APPARENT KANSAS CITY SOUTHERN RAILROAD ROW
- FENCE (EXIST)
- FID – FIBER OPTIC INDICATOR POST (EXIST)
- FOB – FIBER OPTIC PULL BOX (EXIST)
- FIRE HYDRANT (EXIST)
- GID – GAS INDICATOR POST (EXIST)
- G – GAS LINE (EXIST)
- GM – GAS METER (EXIST)
- GV – GAS VALVE (EXIST)
- GT – GATE POST (EXIST)
- LP – LIGHT ON POLE (EXIST)
- P – OVERHEAD UTILITY LINES (EXIST)
- T – OVERHEAD UTILITY LINES (EXIST)
- POLE GUY WIRE (EXIST)
- PL – PROPERTY LINE (EXIST)
- FM – SAN SWR FORCE MAIN (EXIST)
- SS – SAN SWR LINE (EXIST)
- PS – SAN SWR PUMP STATION (EXIST)
- SIGN – SIGN (EXIST)
- SIGNAL – SIGNAL (EXIST)
- TREE LINE (EXIST)
- DITCH (EXIST)
- FO – UNDERGROUND FIBER OPTIC LINE (EXIST)
- PP – UTILITY POLE (EXIST)
- W – WATER LINE (EXIST)
- WM – WATER METER (EXIST)
- WV – WATER VALVE (EXIST)
- WV – WATER VALVE (REQ'D)
- REDUCING FITTING (REQ'D)
- FIRE HYDRANT (REQ'D)
- W – WATER LINE (REQ'D)

ABBREVIATIONS LEGEND:

APPURT	– APPURTENANCES
BLDG	– BUILDING
BTM	– BOTTOM
℄	– CENTERLINE
CONC	– CONCRETE
CMP	– CORRUGATED METAL PIPE
CPP	– CORRUGATED PLASTIC PIPE
DI	– DUCTILE IRON PIPE
DR	– DIAMETER RATIO
EOP	– EDGE OF PAVEMENT
EXIST	– EXISTING
HDPE	– HIGH DENSITY POLYETHYLENE
KCS	– KANSAS CITY SOUTHERN
LF	– LINEAR FEET
ℙ	– PROPERTY LINE
RCP	– REINFORCED CONCRETE PIPE
REQ'D	– REQUIRED
ROW	– RIGHT OF WAY
RR	– RAILROAD
SAN	– SANITARY
SEW	– SEWER
W/	– WITH
WT	– WALL THICKNESS
XING	– CROSSING

KANSAS CITY SOUTHERN RAILROAD
ABBREVIATIONS & LEGEND

RAILROAD PERMIT

Sheet No.: 3 of 4

Permit No.:

REVISIONS			
APPLICANT		MDOT	
DATE	BY	DATE	BY
05/08/17	BT		
05/17/17	BT		

Show North

SCALE: 1" = 50'

NOTES:

1. *240'± OF EXIST 4" WATER LINE (INSIDE RR ROW) SHALL BE ABANDONED IN PLACE, WHICH SHALL INCLUDE PUMPING EXIST WATER LINE WITH FLOWABLE FILL & SEALING ENDS WITH CONCRETE
2. **BORE PIT TRENCH SHALL NOT BE EXCAVATED MORE THAN FIVE (5) FEET FROM END OF ENCASEMENT TOWARD RAILROAD.

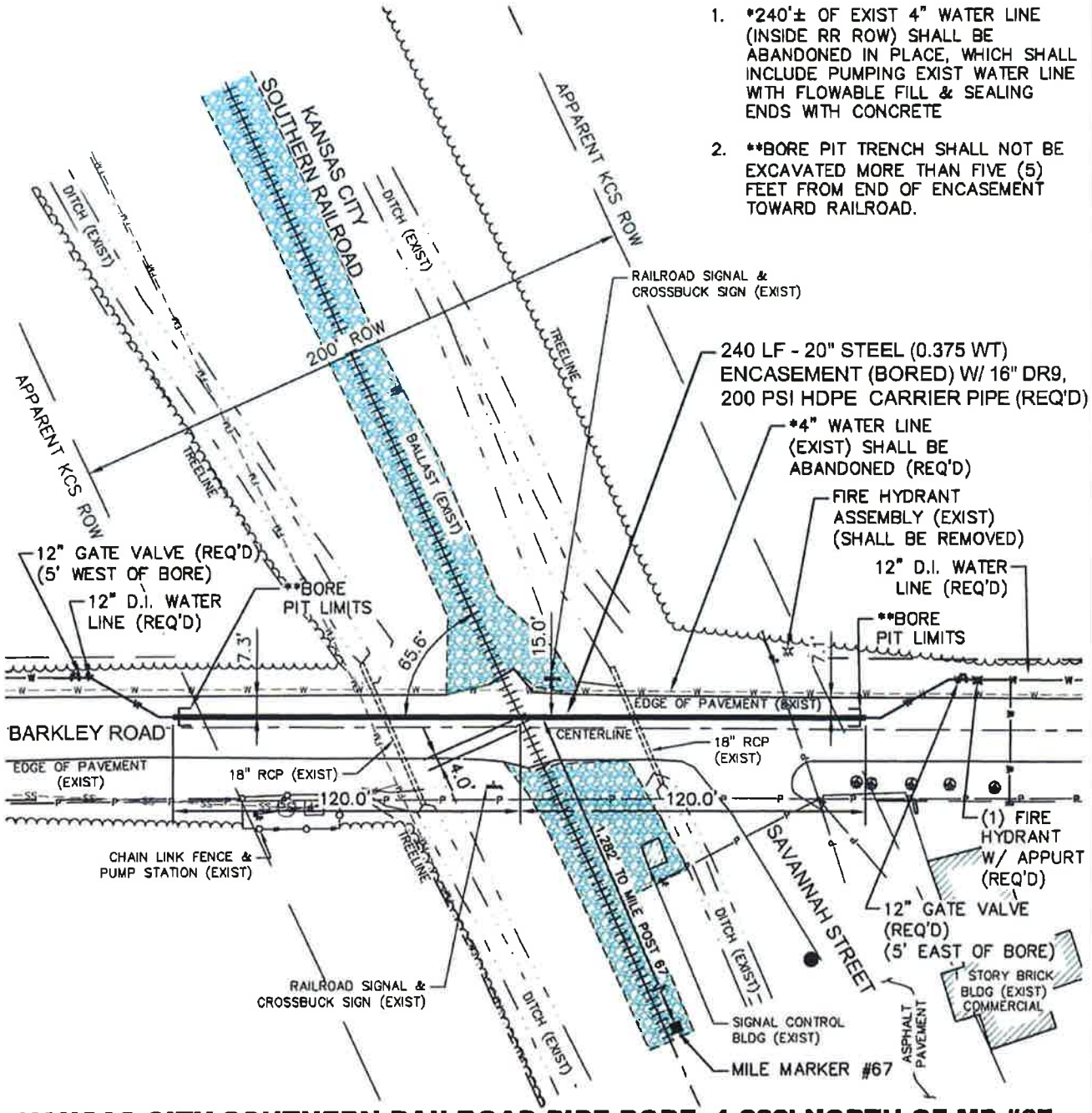

KANSAS CITY SOUTHERN RAILROAD PIPE BORE: 1,282' NORTH OF MP #67

RAILROAD PERMIT

Sheet No.: 4 of 4

Permit No.: _____

REVISIONS			
APPLICANT		MDOT	
DATE	BY	DATE	BY
05/08/17	BT		
06/06/17	RES		

Show North

SCALE:
HORIZ.: 1" = 20'
VERT.: 1" = 5'

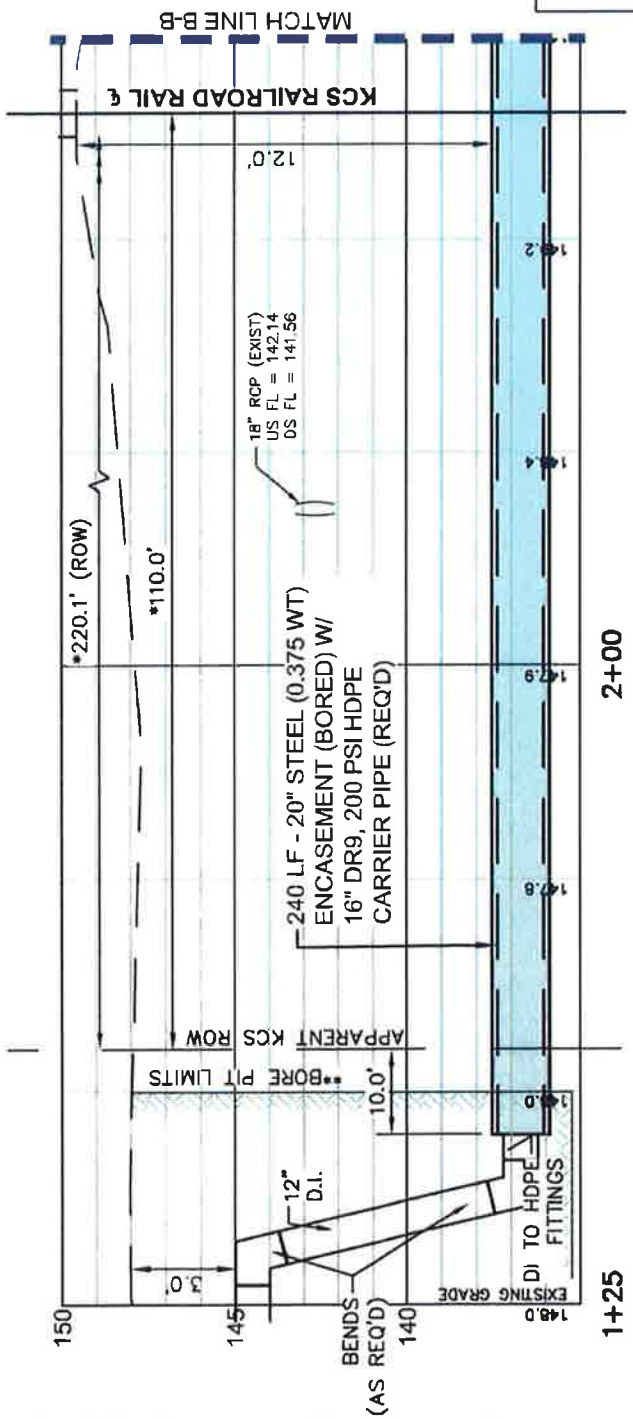

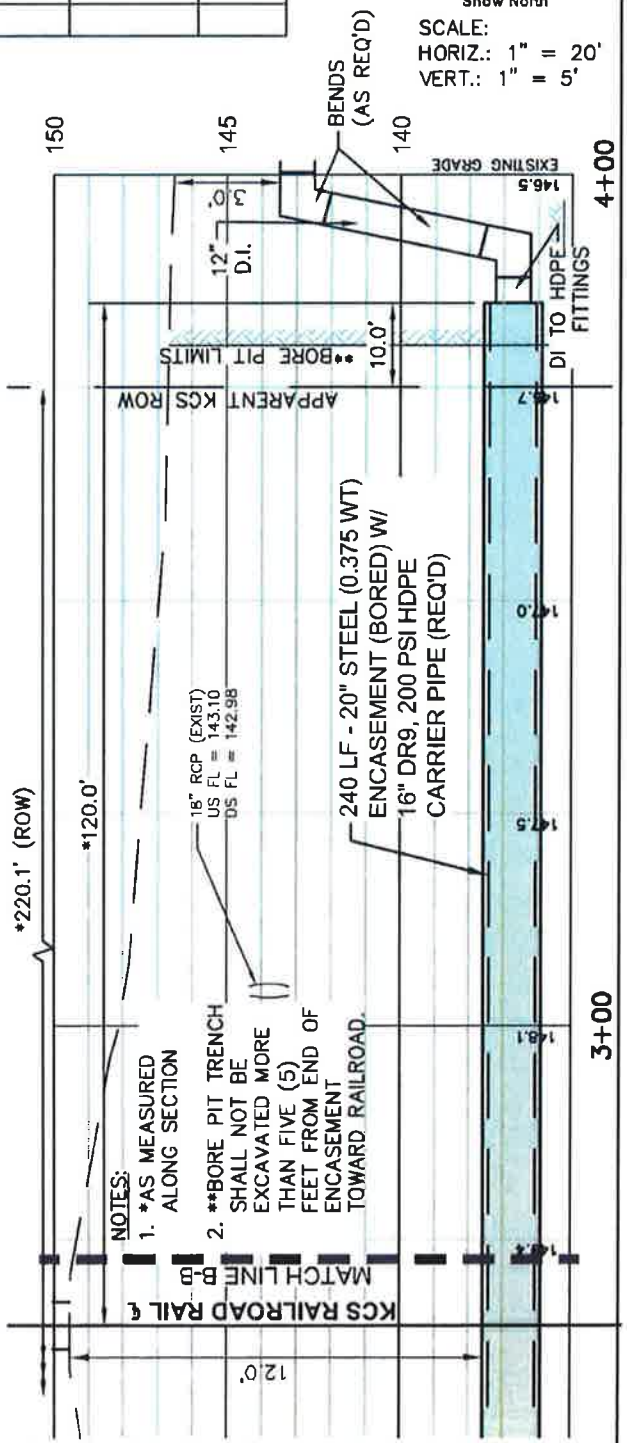

KANSAS CITY SOUTHERN RAILROAD PIPE BORE: 1,282' NORTH OF MP #67

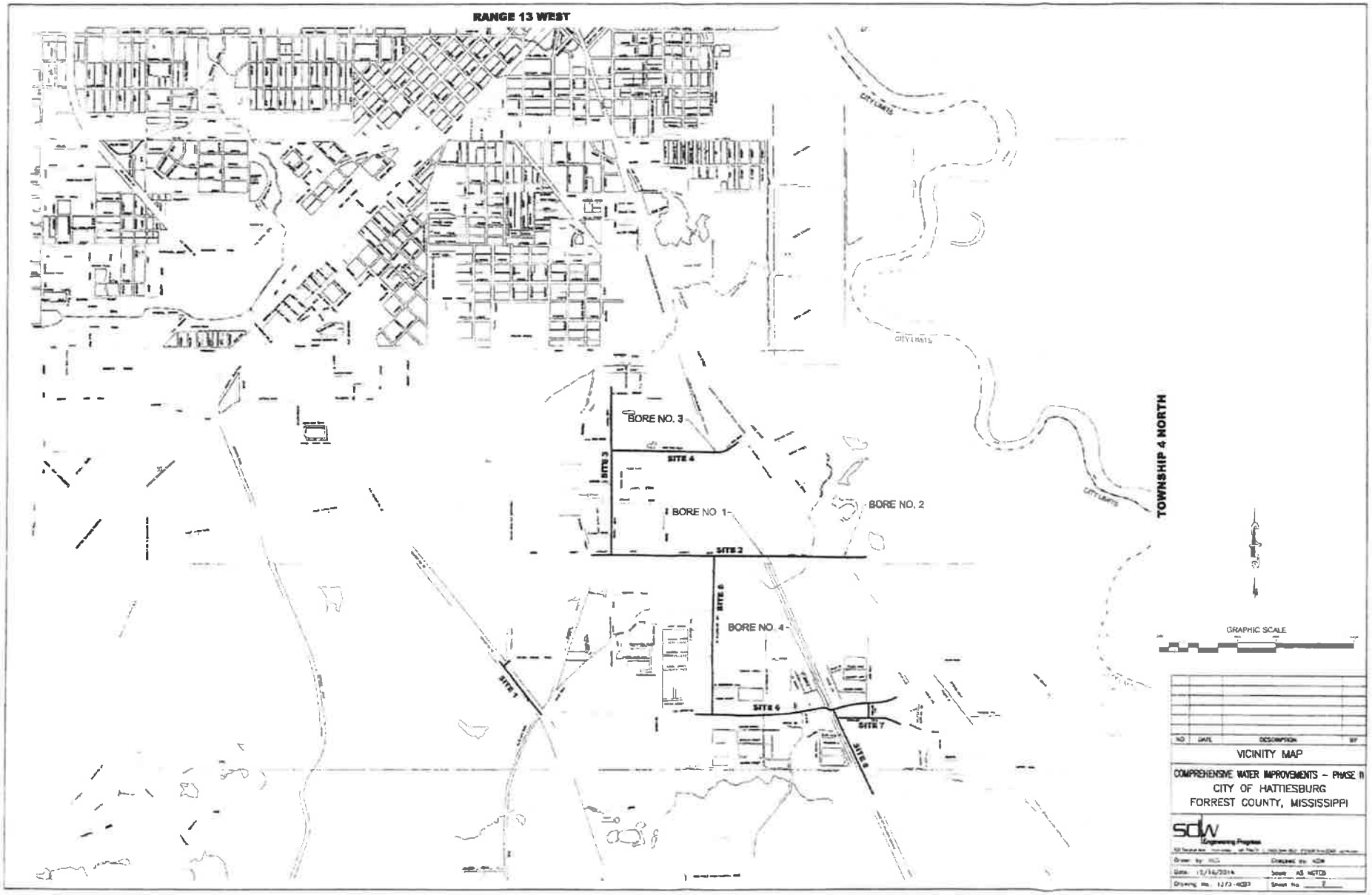

G:\PROJECTS\Hattiesburg_City of\1273-W007 COMSWIP Water Improvements Phase II-Palmers Crossing and Irene Chapel\1273W007\CAD Files\1273W007_cvrmapnotes.dwg, 2, 1/26/2017 2:20:20 PM

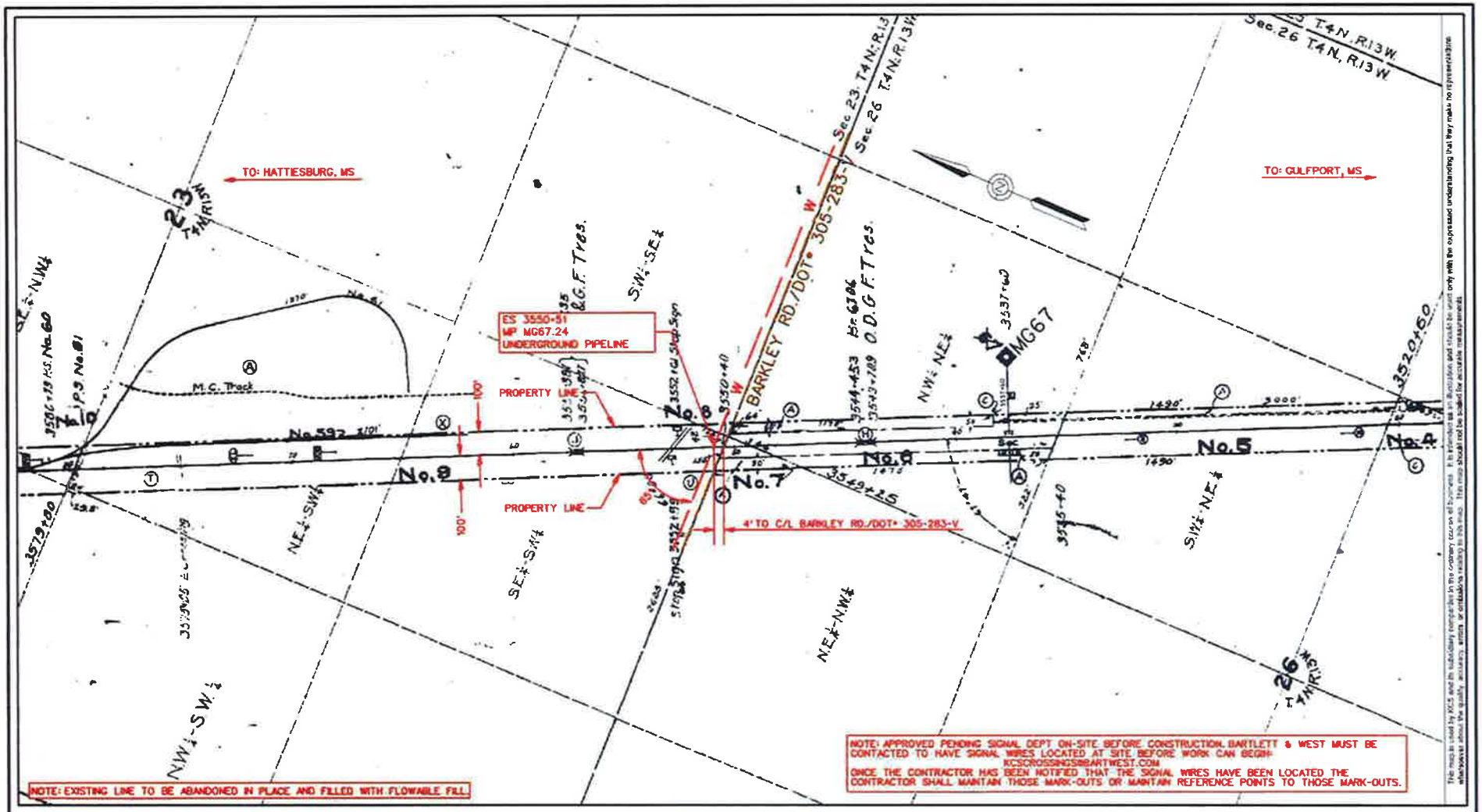

This map is issued by KCS and its subsidiary companies in the ordinary course of business. It is provided as an illustration and should be used only with the expressed understanding that they make no representation whatsoever about the quality, accuracy, errors or omissions existing in this map. This map should not be scaled for accurate measurements.

SPECIFICATIONS:

	CARRIER	CASING	INSTALLATION DETAILS
CONTENTS:	WATER	N/A	METHOD OF INSTALLATION: DRY BORE & JACK
LENGTH OF PIPE ON R/W:	220.7'	220.7'	BURY: BASE OF RAIL: 12'
OUTSIDE DIAMETER:	16.00"	20.00"	BURY: (Not beneath tracks) 10'
PIPE MATERIAL:	HDPE	STEEL	BURY: (Roadway ditches) 10'
MAX YIELD:	200 PSI	35 KSI	CATHODIC PROTECTION: NONE
WALL THICKNESS:	1.779"	0.375"	CASING VENTED: NO - VENTS ABOVE SURFACE: N/A
WORKING PRESSURE:	65 PSI	N/A	NUMBER OF VENTS: N/A
TYPE OF JOINT:	HEAT FUSION	WELDED	SEALS: BOTH ENDS: YES TYPE: UNKNOWN
COATING:	NONE	NONE	PARALLEL DISTANCE FROM CL OF TRACK: N/A

KANSAS CITY SOUTHERN RAILWAY COMPANY

Date:	06-14-2017	APPROVED BY:	
Drawn By:	JFB		
Checked By:	TRF		
Company:	BARTLETT & WEST		
Sheet No:	1 of 1	Map #: 29025	17-3248
Scale:	1" = 400'	KCS FILE NO:	

EXHIBIT "A"
PROPOSED UNDERGROUND WATER PIPELINE CROSSING FOR CITY OF HATTIESBURG AT MP MG67.24 GULFPORT SUBD. HATTIESBURG, MS (31.288406, -89.271590)

Date: 5/24/2017
File: 17-3248

CONTRACT SUMMARY and APPROVAL SHEET

Parties: KCS and City of Hattiesburg

Description: 16" HDPE Underground Water Line

Location: MP 067.23; Hattiesburg, MS

Term: Indefinitely, unless line interferes with Railway operations

Location Identification:

Subdivision:	**Gulfport**	Casing Diameter:	**20"**
Drawing No.	**SD-17-2-067.23**	Casing Material:	**Steel**
Near DOT #	**305-283 V**	Length of Casing Pipe:	**240'**
Type of Line:	**Water Line**	Method of Installation:	**Dry Bore & Jack**
Run of Line:	**Underground**	Depth:	**12'**
Width of KCSR R/W:	**200'**		

Distance to Crossing: **4' North from the centerline Barkley Road at MP 067.23; Hattiesburg, MS**

JaKay Summary:
KCS RAILWAY MAINTAINS FLASHERS AT BARKLEY ROAD AT MP 067.23, DOT #305-283 V. KCSR HAS UG WIRES IN THIS AREA, HOWEVER WE THINK THE WATER LINE WILL NOT INTERFERE WITH ANY KCSR OPERATIONS BECAUSE OF THE FOLLOWING:

A) THE UG LINE WILL BE 12' BELOW RAIL AND 10' BELOW GROUND FOR AT LEAST 25' ON EITHER SIDE OF THE TRACKS.
B) THE UG LINE WILL BE INSTALLED USING DRY BORE & JACK.
C) THE UG LINE WILL BE INSTALLED FROM OUTSIDE THE KCS ROW.

Recommendation:

☒ ***APPROVED PENDING SIGNAL DEPT ON-SITE BEFORE CONSTRUCTION, BARTLETT & WEST MUST BE CONTACTED TO HAVE SIGNAL WIRES LOCATED AT SITE BEFORE WORK CAN BEGIN:***

kcscrossings@bartwest.com

ONCE THE CONTRACTOR HAS BEEN NOTIFIED THAT THE SIGNAL WIRES HAVE BEEN LOCATED, THE CONTRACTOR SHALL MAINTAIN THOSE MARK-OUTS OR MAINTAIN REFERENCE POINTS TO THOSE MARK-OUTS.

☐ **APPROVED (On-Site not required)**

☐ **DENIED**

Dates Reviewed and Approved:

6/12/2017	6/13/2017	
Heather Van Hoecke JaKay Signaling Inc.	Carmen Wallace Kansas City Southern Railway	JaKay Signaling Inc. 816-350-3001 ext. 100

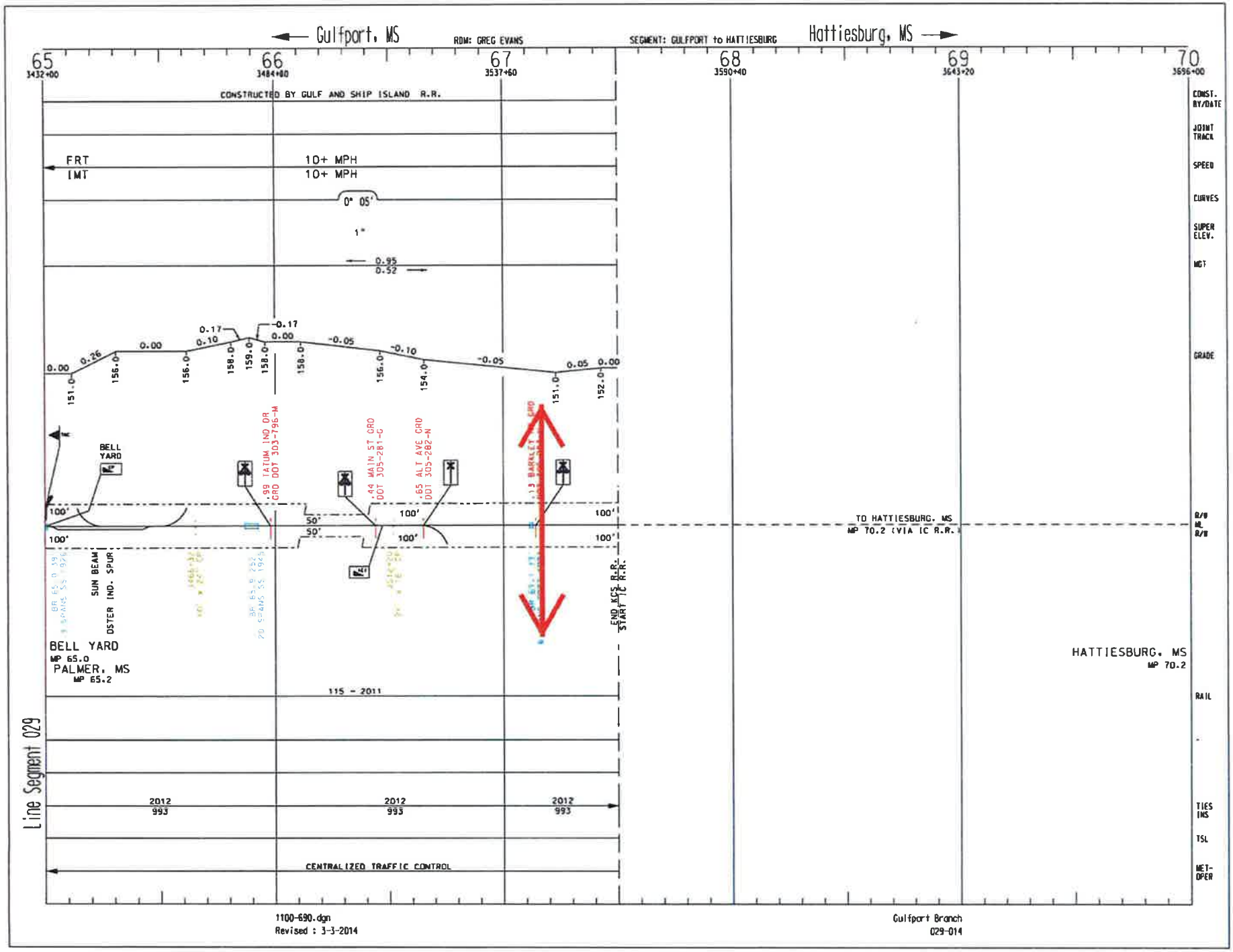
Gulfport, MS
ROM: GREG EVANS
SEGMENT: GULFPORT to HATTIESBURG
Hattiesburg, MS
65
3432+00
66
3484+80
67
3537+60
68
3590+40
69
3643+20
70
3696+00
CONSTRUCTED BY GULF AND SHIP ISLAND R.R.
FRT
IMT
10+ MPH
10+ MPH
0° 05'
1"
0.95
0.52
0.00
0.26
0.00
0.17
0.10
-0.17
0.00
-0.05
-0.10
-0.05
0.05
0.00
151.0
156.0
156.0
158.0
159.0
158.0
158.0
156.0
154.0
151.0
152.0
BELL YARD
.99 TATUM IND DR
CRD DOT 303-796-M
.44 MAIN ST CRD
DOT 305-281-G
.65 ALT AVE CRD
DOT 305-282-N
.13 BARKLEY
100'
50'
50'
100'
100'
100'
100'
TO HATTIESBURG, MS
MP 70.2 (VIA IC R.R.)
SUN BEAM
OSTER IND. SPUR
END KCS R.R.
START IC R.R.
BELL YARD
MP 65.0
PALMER, MS
MP 65.2
HATTIESBURG, MS
MP 70.2
115 - 2011
2012
993
2012
993
2012
993
CENTRALIZED TRAFFIC CONTROL
Line Segment 029
CONST. BY/DATE
JOINT TRACK
SPEED
CURVES
SUPER ELEV.
MGT
GRADE
R/W
ML
R/W
RAIL
TIES INS
TSL
MET-OPER
1100-690.dgn
Revised : 3-3-2014
Gulfport Branch
029-014

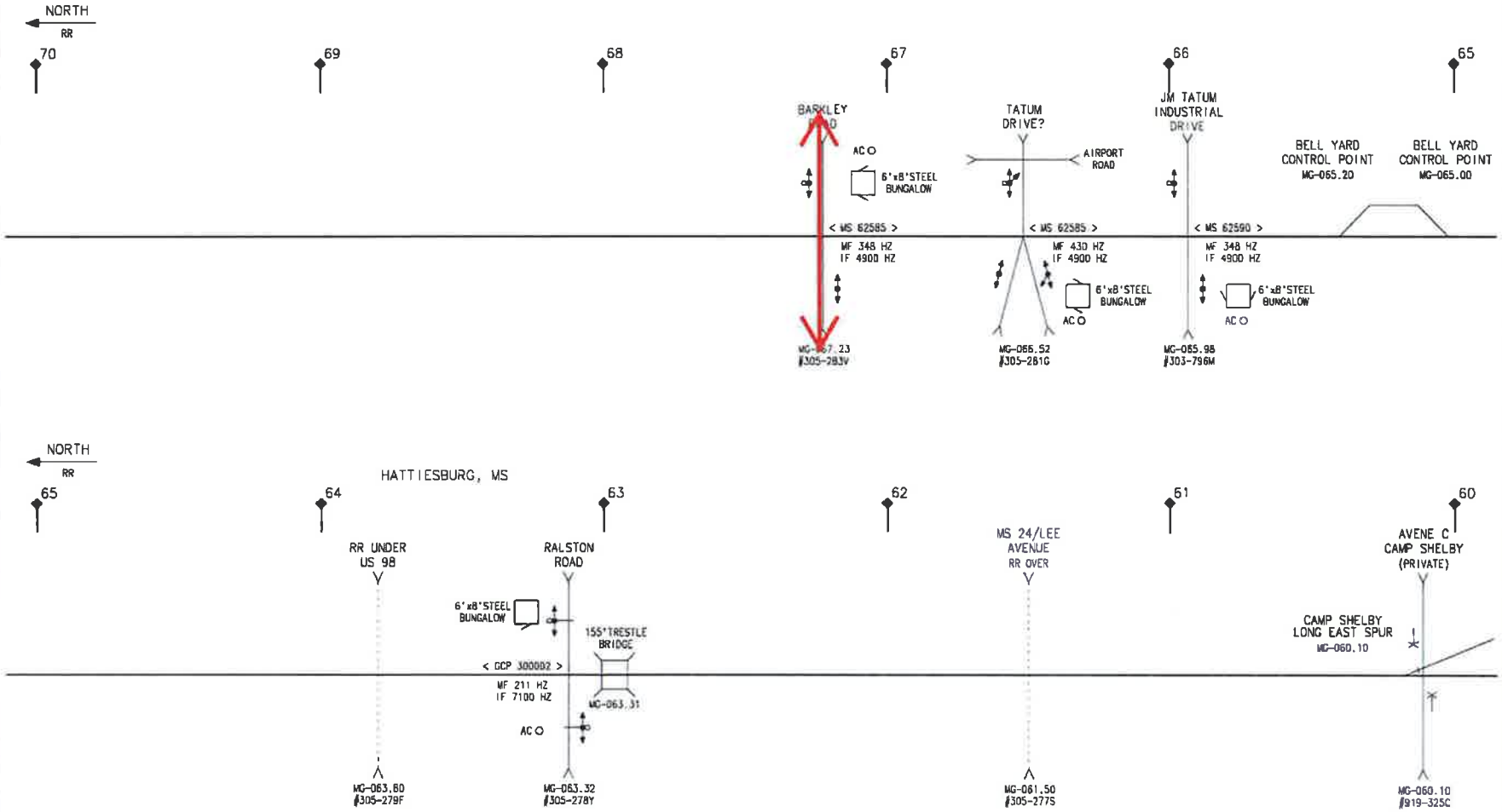

REVISION BLOCK	CONVERTED TO CAD 01/21/13	REV PER F PRINTS 11/07/14	REV PER F PRINTS 12/05/14

KANSAS CITY SOUTHERN LINES SIGNAL DEPT.

DWG. NO. SD-17-1-060.00

LOCATION 17TH SUBDIVISION SIGNALS HATTIESBURG

SCALE 3" = 1 MILE
MILE POST MG-060 TO MG-070

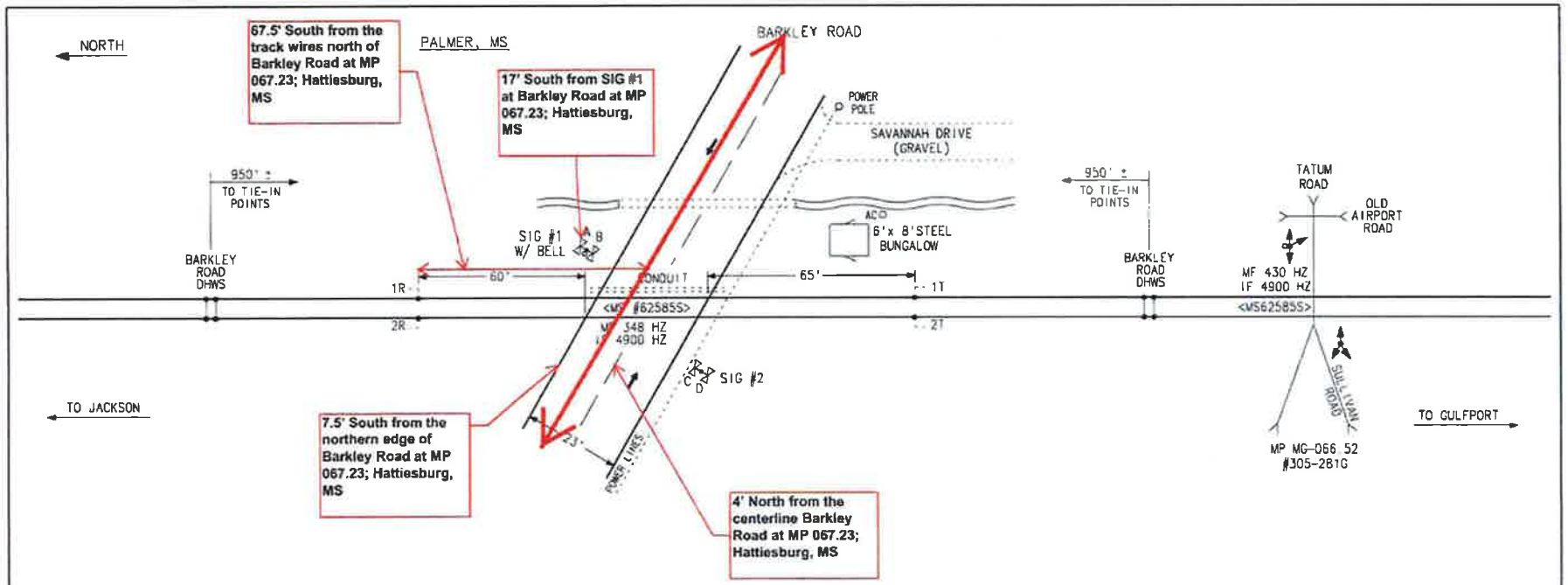

ROUNDEL DEFLECTIONS

SIG #1 30°/15° 30°/15°

SIG #2 30°/15° 30°/15°

BUNGALOW LOCATION:

33'6" FROM EDGE OF ROAD TO NEAR SIDE OF BUNGALOW MEASURED PARALLEL TO RAIL, AT THE NEAR RAIL

17'0" FROM NEAR RAIL TO THE NEAR SIDE OF BUNGALOW MEASURED PERPENDICULAR TO THE RAIL

SIG #1 LOCATION:

9'6" FROM EDGE OF TRAVELED ROAD MEASURED PERPENDICULAR TO ROAD

13'6" FROM THE NEAR RAIL AT BASE MEASURED PERPENDICULAR TO RAIL

SIG #2 LOCATION:

9'6" FROM EDGE OF TRAVELED ROAD MEASURED PERPENDICULAR TO ROAD

16'3" FROM THE NEAR RAIL AT BASE MEASURED PERPENDICULAR TO RAIL

KANSAS CITY SOUTHERN LINES SIGNAL DEPT.

DWG. NO. SD-17-2-067.23A

LOCATION BARKLEY ROAD
PALMER, MS

DOT NO 305-283V
MILE POST MG-067.23

REVISION BLOCK	FLASHERS IN SERVICE 09/10/90	CONVERTED TO CAD 10/22/96	REV PER FLD CHECK 08/22/97	REV PER F CHANGE 03/24/17

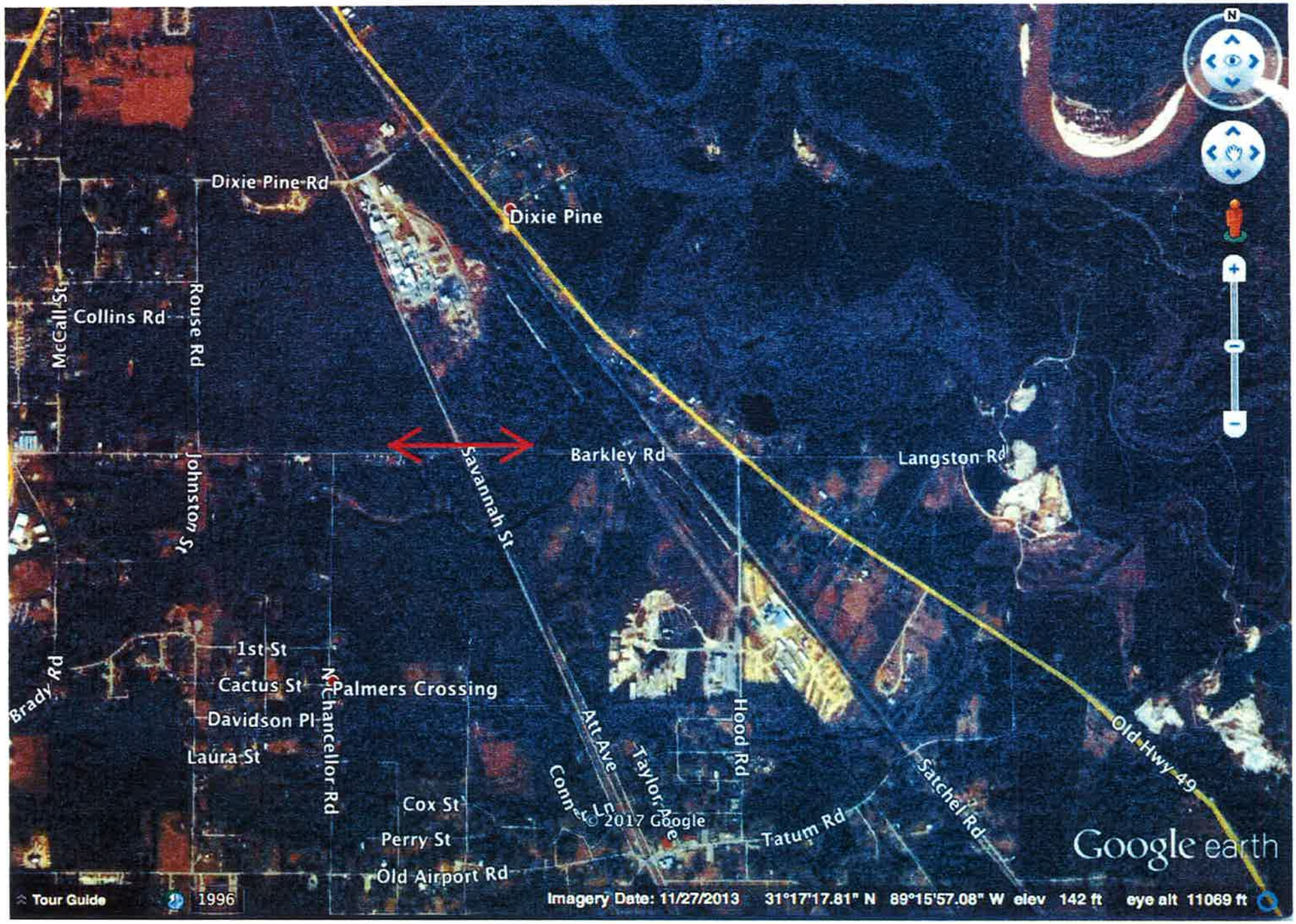
Dixie Pine Rd
Dixie Pine
McCall St
Collins Rd
Rouse Rd
Johnston St
Barkley Rd
Langston Rd
Savannah St
Brady Rd
1st St
Cactus St
Palmers Crossing
Davidson Pl
Laura St
N Chancellor Rd
Cox St
Perry St
Old Airport Rd
Att Ave
Taylor Ave
Hood Rd
Tatum Rd
Satchel Rd
Old Hwy 49
© 2017 Google
Google earth
Tour Guide
1996
Imagery Date: 11/27/2013 31°17'17.81" N 89°15'57.08" W elev 142 ft eye alt 11069 ft


7.5' South from the northern edge of Barkley Road at MP 067.23; Hattiesburg, MS
17' South from SIG #1 at Barkley Road at MP 067.23; Hattiesburg, MS
4' North from the centerline Barkley Road at MP 067.23; Hattiesburg, MS
© 2017 Google
Google earth
Tour Guide
1996
Imagery Date: 11/27/2013 31°17'18.09" N 89°16'17.68" W elev 148 ft eye alt 418 ft

235 235 Barkley Rd
Exit Street View
N
© 2017 Google
© 2017 Google
Google earth
Report a problem
Tour Guide
Imagery Date: 3/2014 31°17'18.73" N 89°16'15.74" W elev 147 ft eye alt 156 ft

THE KANSAS CITY SOUTHERN RAILWAY COMPANY
427 West 12th Street
Kansas City, Missouri 64105-1403

JLL

Application for License to Install Pipeline or Wire Line Encroaching Over, Under or Parallel to KCS Tracks

Crossing - $2,000 Processing Fee
Parallel – Call Sylvia Schmidt

Submit with non-refundable payable to:
JLL
Attn.: Sylvia Schmidt
4300 Amon Carter Blvd., Suite 100
Fort Worth, Texas 76155
Phone: (817) 230-2688 or Melissa Leal at (817) 230-2614
Email: sylvia.schmidt@am.jll.com or melissa.leal@am.jll.com

17-3249

1. Applicant Information:

Legal Name of the Owner of the Utility: City of Hattiesburg

Attn.: Lamar Rutland, P.E.

Mailing Address: P.O. Box 1898 City, State, Zip: Hattiesburg, MS 39403-1898

Phone: (601) 545-4640 Cell:

Email to whom agreement is to be sent: lrutland@hattiesburgms.com

Check One: ☐ Individual ☐ Company ☐ Partnership
☐ Corporation ☒ Municipality ☐ Other (Specify)

Who to contact in the event of engineering questions: Kyle D. Wallace, P.E.

Phone: (601)544-1821 Cell: (601) 310-7818

Email: kyle@sd-w.com

Proposed Installation Date(s): June 2017

If not constructed within one (1) year, an additional review fee may be charged.

2. Type of Encroachment (Crossing):

Check All That Apply: ☐ Overhead ☒ Underground ☐ Parallel

If Overhead, vertical clearance is _____ (in feet and inches) a 28' minimum is required from top of rail to bottom of overhead crossing point (maximum sag at 212°).

Existing Poles ☐ Yes ☐ No Distance between poles/Distance from edge of nearest track: ___/___

If Underground Crossing, depth of casing/carrier pipe: 10.0 feet below base of rail and 8.9 feet below ground surface or bottom of ditches, whichever is deeper (if (a) casing is used: minimum 10' below base of rail and minimum 6' from natural ground surface or from bottom of ditches; (b) if casing is not used: minimum 10' below base of rail and minimum 10' from natural ground surface or from bottom of ditches).

If Underground Parallel, distance _____ measured at right angle from centerline of tracks to encroachment (parallel and minimum 25' feet away, then minimum 72") ground cover; parallel and greater than 25' away, then minimum ground cover of 60". **If the request is within 50' of KCS right-of-way, utility line shall be at least 10' below the ground for the entire KCS right-of-way.**

If an existing crossing is to be abandoned, see Section D – Abandonment on the Specific Requirements sheet.

3. Location: (provide all the information you can and identify two (2) markers of location information that can independently allow for verification of the wire line location in Section 3 and Section 4).

If crossing, relation to centerline of KCS Tracks at KCS Mile Post 68 + 1,057 feet

If parallel, beginning KCS Mile Post _____ + _____', ending KCS Mile Post + _____'

Railroad Subdivision GULFPORT

If spur, distance from point of switch _____ feet

In or near City/Town/Village Hattiesburg, Parish/County Forrest, State MS

Section 23 Township 4N Range 13W

4. Other Distances:

If install is near a KCS bridge or culvert, distance from inside face of back wall on nearest KCS

Bridge: _____ Bridge MP: _____

Distance from centerline of nearest road crossing measured perpendicular to the rail line: 8.7', 8.3', 7.5'

DOTD#: _____ (http://safetydata.fra.dot.gov/OfficeofSafety/PublicSite/Crossing/Crossing.aspx)

Street Name: Dixie Pine Road

5. Angle of Crossing:

67 ° - 00 ' - 00 " **(if crossing track, not less than 45 degrees).**

6. Wire Line Commodity:

☐ Telephone ☐ Power Line (Voltage _____) ☐ Other (Specify) _____

☐ Fiber Optic – **If underground, number of Innerducts within casing pipe** _____

If an innerduct will be left spare or empty, clearly identify type of facility that will be installed within each innerduct.

_____

_____

See Section A – General on the Specific Requirements sheet for standards used.

If encroachment is an overhead wire line, proceed to the end of this application and provide signature.

7. Pipeline Commodity:

Commodity to be transmitted in the pipeline: Water

Transmitted by: ☐ Gravity ☒ Force ☐ Liquid

☐ Gas ☐ Steam ☐ Other (Please Specify _____)

Type of Commodity: ☐ Flammable ☒ Non-Flammable ☐ Corrosive ☐ Toxic

☐ Environmental Hazard

If hazardous, toxic or corrosive material, give details: _____

See Section A – General on the Specific Requirements sheet for standards used.

8. Pipe/Wire Information:

	Carrier Pipe	Casing Pipe
Inside Diameter (nominal):	16"	20"
Wall Thickness:	1.778"	0.375"
Material:	HDPE	Steel
Minimum Yield Point of Material:	65 PSI	35 ksi
Type of Joint:	Heat Fusion	Welded
Maximum Operating Pressure in Pipeline:	N/A	N/A

Hydrostatic pressure at which carrier pipe will be tested before using: 150 psi

Will carrier pipe have protective coating? ☐ Yes ☒ No If so, please provide type: _____

Will carrier pipe be cathodically protected? ☐ Yes ☒ No

Cathodic protection must meet standards set by the current Report of Correlating Committee of Cathodic Protection.

9. Casing Information:

Length of casing pipe ~~200 LF~~ 216' (if casing pipe is vented, casing shall extend to right-of-way lines; if **not vented, casing shall be a minimum 25' each side as measured at right angles to centerline of track).**

Will casing pipe have protective coating? ☐ Yes ☒ No

If so, please provide type: _____

Will casing pipe be cathodically protected? ☐ Yes ☒ No

Cathodic protection must meet standards set by the current Report of Correlating Committee of Cathodic Protection.

See Section B – Casing and Section E – Signage on the Specific Requirements sheet for additional requirements.

10. Method of Installing Pipe/Wire: Dry Bore and Jack

*Dry Bore and Jack, Conventional Dry Bore or Directional Drill up to 10". Wet boring or open cut trenching across tracks **WILL NOT** be permitted.*

See **Section C – Boring** and **Section F – Shoring** on the Specific Requirements sheet for additional requirements.

11. Venting:

Will casing pipe be vented? ☐ Yes ☒ No Diameter: _____ (minimum 2")

Number of Vents: _____ Vent Height above ground surface: _____ (minimum 4')

Pipes carrying flammable contents must be vented. Vents are to be located at ends of casing off of KCS property and to be shown on drawing.

12. Additional Fees:

All excavations and installations on KCS's right-of-way will require construction observation, documentation and flagging by KCS or its authorized representative. Applicant or its contractor must contact Bartlett & West, KCS's authorized representative, a minimum of 10 days in advance of the scheduled construction date. Applicant will contract directly with Bartlett & West for the above services. The contact at Bartlett & West is Tom Faulkner at (817) 840-1562 or 785-215-2011, or by email at thomas.faulkner@bartwest.com. All costs associated with construction observation and flagging are the sole responsibility of the applicant. The daily services fees are $2,500 per day, which include flagging and construction observation services. In addition to the daily fee, a fee of $2,000 per mobilization fee will be charged for each job. Prices are subject to change and can double for 24-hour construction projects. No agreement for crossing or encroachment will be executed by KCS until applicant has contracted with Bartlett & West for the construction observation and flagging.

Each encroachment will also be subject to an annual or one-time fee, dependent on the type of installation and length of encroachment. If you will need to know these amounts before application, contact Sylvia Schmidt at sylvia.schmidt@am.jll.com or 817-230-2688.

Extreme caution is to be used in excavation due to the possible existence of other underground facilities along KCS's right-of-way. Any damage to existing facilities will be the sole responsibility of the applicant. In compliance with State law, prior to commencing work, the contractor shall notify appropriate State "One Call" service.

13. Existing Agreement? ☐ Yes ☒ No

*If replacing or repairing an existing line, a copy of the current permit agreement with KCS **must** be provided and accompany this application.*

14. Was this service requested by KCS? ☐ Yes ☒ No

If yes, who requested? _____ Phone #: _____

Is this installation in conjunction with a track or track expansion project? ☐ Yes ☒ No

If yes, KCS contact name and phone number: _____ Phone#: _____

By signing below, **applicant agrees to pay all fees associated with the installation of this utility.**

Johnny L. DuPree, Mayor		2-21-17
Name of Applicant	Signature of Applicant	Date

If application is not signed and dated by applicant, application will be returned.

RAILROAD PERMIT

Sheet No.: 1 of 4

Permit No.:

REVISIONS			
APPLICANT		MDOT	
DATE	BY	DATE	BY
05/08/17	BT		

Show North

GENERAL NOTES:

1. RAILROAD REPRESENTATIVE AND FLAGMAN SHALL BE PRESENT DURING ALL CONSTRUCTION CROSSING THE RAILROAD.
2. EXCAVATION SHALL NOT BE PERMITTED INSIDE RAILROAD RIGHT-OF-WAY.
3. CONTRACTOR SHALL FOLLOW ALL REQUIREMENTS OF THE RAILROADS PIPELINE OCCUPANCY SPECIFICATIONS.
4. PIPELINE AND CROSSING SHALL BE INSTALLED AND MAINTAINED IN ACCORDANCE WITH THE LATEST APPROVED EDITION OF THE AMERICAN RAILWAY ENGINEERING AND MAINTENANCE OF WAY ASSOCIATION SPECIFICATIONS FOR PIPELINES CONVEYING FLAMMABLE AND NON-FLAMMABLE SUBSTANCES.
5. BLASTING NOT PERMITTED.
6. WHERE THE WATER MAIN IS WITHIN 10 FEET OF A SEWER MAIN HORIZONTALLY, THE BOTTOM OF THE WATER MAIN SHALL BE AT LEAST 18" FROM THE TOP OF THE SEWER MAIN, UNLESS OTHERWISE NOTED.
7. WORK FOR THIS PROJECT REQUIRES EXCAVATION IN THE IMMEDIATE VICINITY OF TRAFFIC AND ADJACENT PROPERTIES. THEREFORE, THE RISK OF A FAILURE OCCURRING DURING THE EXCAVATION REQUIRES THAT EXTREME CAUTION BE EXERCISED. THE CONTRACTOR SHALL BE RESPONSIBLE FOR PLACING WHAT BRACING, SHORING OR GROUND SUPPORT SYSTEM THAT IS DEEMED NECESSARY TO PREVENT A FAILURE AND PROTECT THE PERSONS WORKING NEAR THE EXCAVATION, THE PUBLIC THAT MAY BE ABOVE THE EXCAVATION, OR ANY STRUCTURE ADJACENT TO THE EXCAVATION. ALL COSTS FOR ANY PROTECTIVE MEASURES INCLUDING THE MATERIALS AND LABOR FOR DESIGNING, DRAWING AND CONSTRUCTING THE FACILITY SHALL BE INCLUDED IN THE BID PRICE FOR CONTRACT ITEMS.

KANSAS CITY SOUTHERN RAILROAD
GENERAL NOTES

RAILROAD PERMIT

Sheet No.: 2 of 4

Permit No.: _____

REVISIONS			
APPLICANT		MDOT	
DATE	BY	DATE	BY
05/08/17	BT		

Show North

LINETYPE & SYMBOLS LEGEND:

- CENTER LINE
- RAILROAD
- APPARENT KANSAS CITY SOUTHERN RAILROAD ROW
- FENCE (EXIST)
- FID – FIBER OPTIC INDICATOR POST (EXIST)
- FOB – FIBER OPTIC PULL BOX (EXIST)
- FIRE HYDRANT (EXIST)
- GID – GAS INDICATOR POST (EXIST)
- G – GAS LINE (EXIST)
- GM – GAS METER (EXIST)
- GV – GAS VALVE (EXIST)
- GT – GATE POST (EXIST)
- LP – LIGHT ON POLE (EXIST)
- P – OVERHEAD UTILITY LINES (EXIST)
- T – OVERHEAD UTILITY LINES (EXIST)
- POLE GUY WIRE (EXIST)
- PL – PROPERTY LINE (EXIST)
- FM – SAN SWR FORCE MAIN (EXIST)
- SS – SAN SWR LINE (EXIST)
- PS – SAN SWR PUMP STATION (EXIST)
- SIGN – SIGN (EXIST)
- SIGNAL – SIGNAL (EXIST)
- TREE LINE (EXIST)
- DITCH (EXIST)
- FO – UNDERGROUND FIBER OPTIC LINE (EXIST)
- PP – UTILITY POLE (EXIST)
- W – WATER LINE (EXIST)
- WM – WATER METER (EXIST)
- WV – WATER VALVE (EXIST)
- WV – WATER VALVE (REQ'D)
- REDUCING FITTING (REQ'D)
- FIRE HYDRANT (REQ'D)
- W – WATER LINE (REQ'D)

ABBREVIATIONS LEGEND:

APPURT	– APPURTENANCES
BLDG	– BUILDING
BTM	– BOTTOM
℄	– CENTERLINE
CONC	– CONCRETE
CMP	– CORRUGATED METAL PIPE
CPP	– CORRUGATED PLASTIC PIPE
DI	– DUCTILE IRON PIPE
DR	– DIAMETER RATIO
EOP	– EDGE OF PAVEMENT
EXIST	– EXISTING
HDPE	– HIGH DENSITY POLYETHYLENE
KCS	– KANSAS CITY SOUTHERN
LF	– LINEAR FEET
ℙ	– PROPERTY LINE
RCP	– REINFORCED CONCRETE PIPE
REQ'D	– REQUIRED
ROW	– RIGHT OF WAY
RR	– RAILROAD
SAN	– SANITARY
SEW	– SEWER
W/	– WITH
WT	– WALL THICKNESS
XING	– CROSSING

KANSAS CITY SOUTHERN RAILROAD
ABBREVIATIONS & LEGEND

RAILROAD PERMIT

Sheet No.: 3 of 4

Permit No.: _____

REVISIONS			
APPLICANT		MDOT	
DATE	BY	DATE	BY
05/08/17	BT		
05/17/17	BT		

Show North

SCALE: 1" = 50'

NOTES:

1. *240'± OF EXIST 6" WATER LINE (INSIDE RR ROW) SHALL BE ABANDONED IN PLACE, WHICH SHALL INCLUDE PUMPING EXIST WATER LINE WITH FLOWABLE FILL & SEALING ENDS WITH CONCRETE
2. **BORE PIT TRENCH SHALL NOT BE EXCAVATED MORE THAN FIVE (5) FEET FROM END OF ENCASEMENT TOWARD RAILROAD.

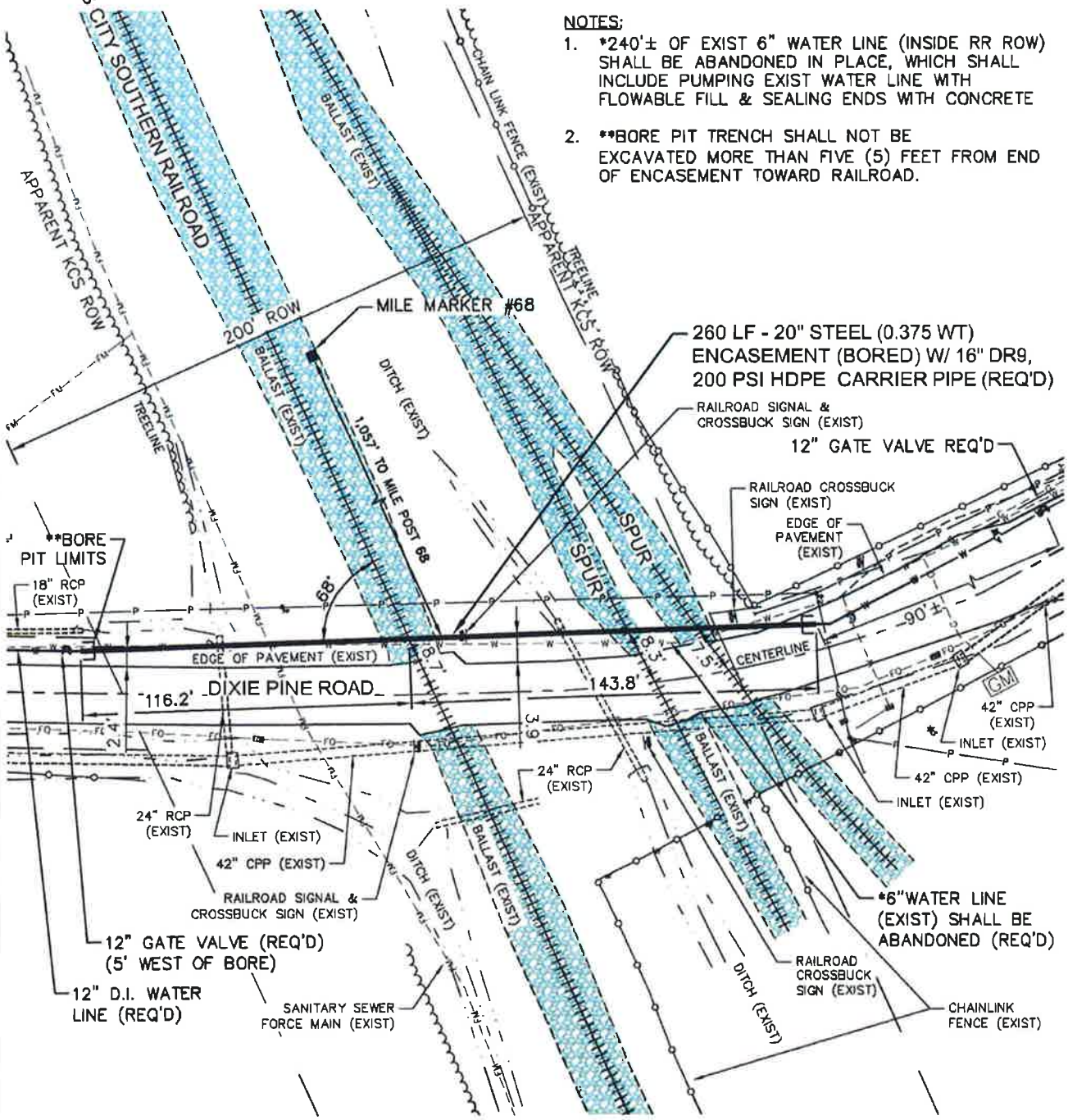

KANSAS CITY SOUTHERN RAILROAD PIPE BORE: 1,057' SOUTH OF MP #68

RAILROAD PERMIT

Sheet No.: 4 of 4

Permit No.:

REVISIONS			
APPLICANT		MDOT	
DATE	BY	DATE	BY
05/08/17	BT		
05/17/17	BT		

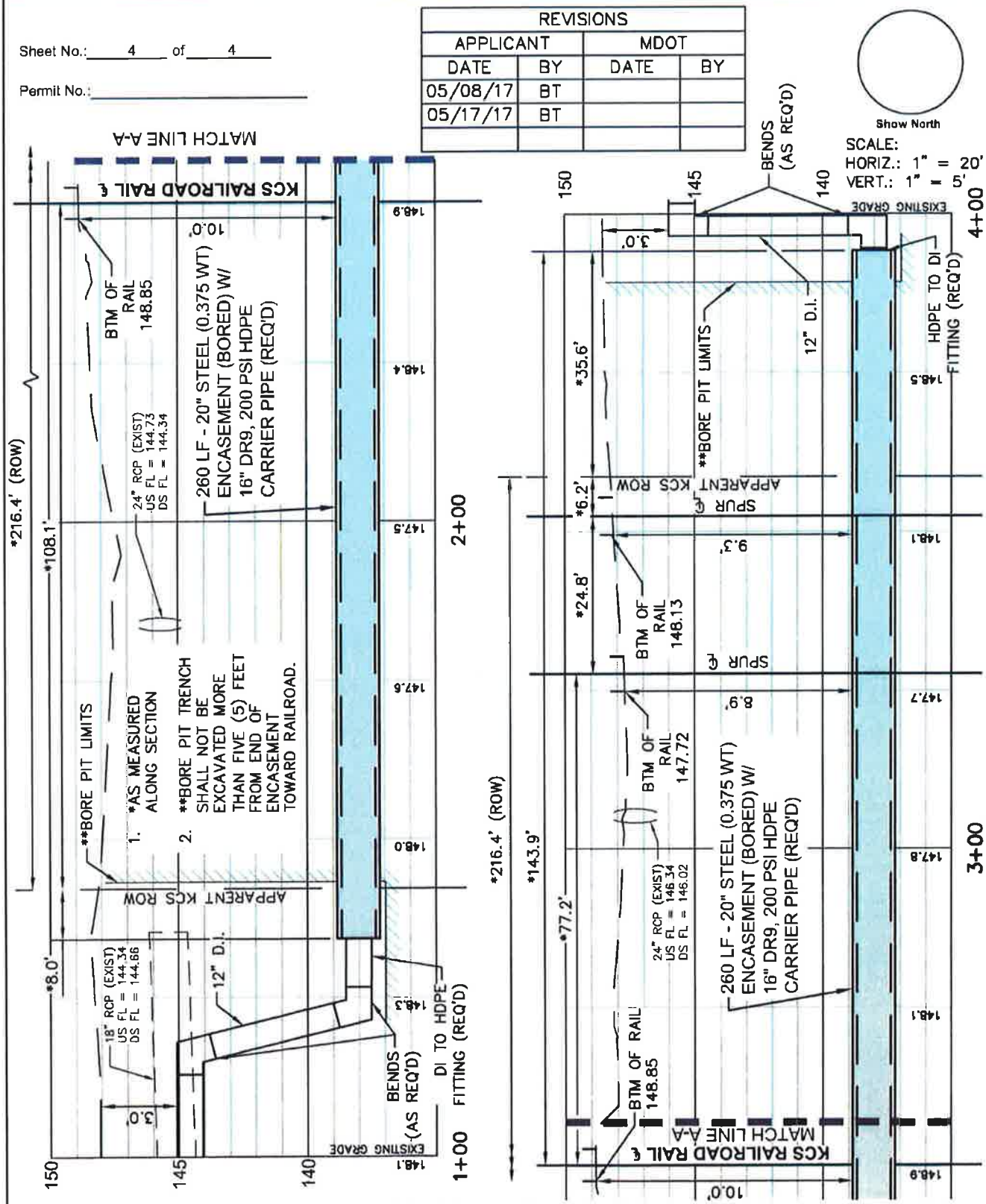

KANSAS CITY SOUTHERN RAILROAD PIPE BORE: 1,057' SOUTH OF MP #68

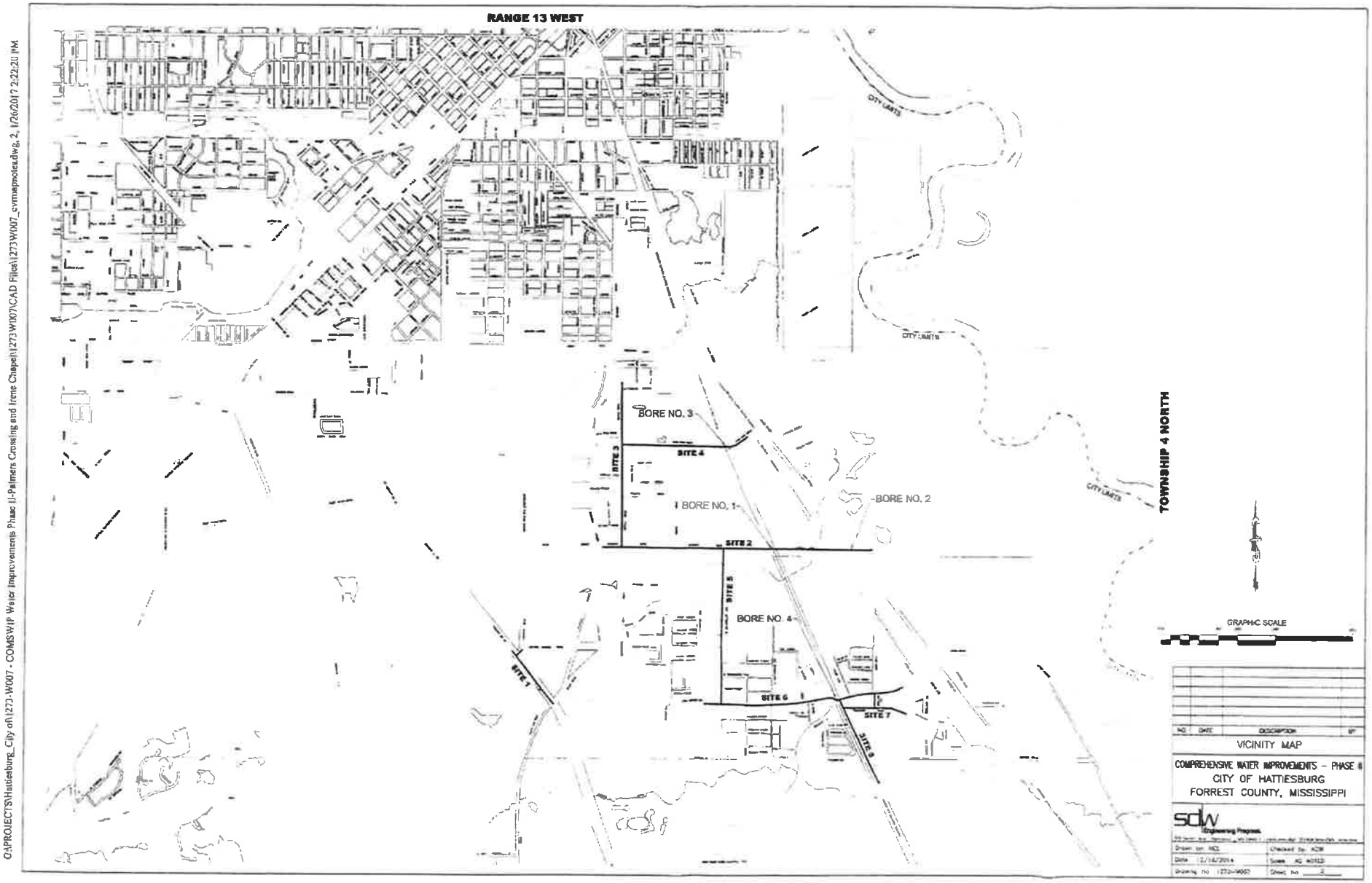

O:\PROJECTS\Hattiesburg_City of\1273-W007 - COMSWIP Water Improvements Phase II-Palmers Crossing and Irene Chapel\1273W007\CAD Files\1273W007_svmapnotes.dwg, 2, 1/26/2017 2:22:20 PM

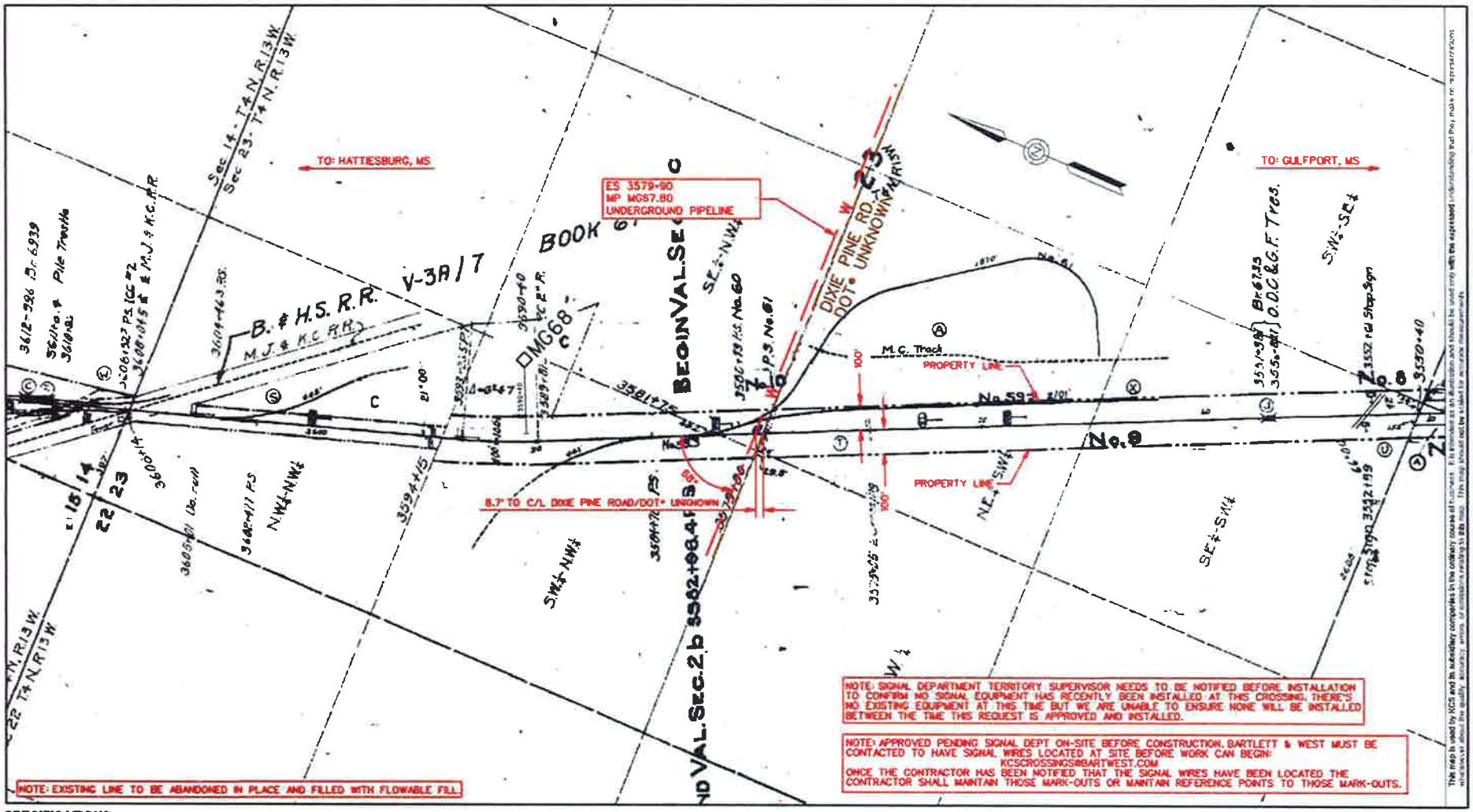

SPECIFICATIONS:

	CARRIER	CASING	INSTALLATION DETAILS
CONTENTS:	WATER	N/A	METHOD OF INSTALLATION: DRY BORE & JACK
LENGTH OF PIPE ON R/W:	216'	215'	BURY: BASE OF RAIL: 10'
OUTSIDE DIAMETER:	16.00"	30.00"	BURY: (Not beneath tracks) 8.5'
PIPE MATERIAL:	HDPE	STEEL	BURY: (Roadway ditches) 8.5'
MAX YIELD:	200 PSI	35KSI	CATHODIC PROTECTION: NONE
WALL THICKNESS:	1.778"	0.375"	CASING VENTED: NO - VENTS ABOVE SURFACE: N/A
WORKING PRESSURE:	65 PSI	N/A	NUMBER OF VENTS: N/A
TYPE OF JOINT:	HEAT FUSION	WELDED	SEALS: BOTH ENDS: YES TYPE: UNKNOWN
COATING:	NONE	NONE	PARALLEL DISTANCE FROM CL OF TRACK: N/A

KANSAS CITY SOUTHERN RAILWAY COMPANY

Date:	06-13-2017	APPROVED BY:	
Drawn By:	JFB		
Checked By:	TRF		
Company:	BARTLETT & WEST		
Sheet No:	1 of 1	Map #: 29025	17-3249
Scale:	1" = 400'	KCS FILE NO:	

EXHIBIT "A"
PROPOSED UNDERGROUND WATER PIPELINE CROSSING FOR CITY OF HATTIESBURG AT MP MG67.80 GULFPORT SUBD. HATTIESBURG, MS (31.295683, -89.275481)

This map is used by KCS and its subsidiary companies in the ordinary course of business. It is intended as an illustration and should be used only with the expressed understanding that it may not be representative of actual conditions, or conditions existing at the time. This map should not be relied for accurate measurements. KCS does not warrant about the quality, accuracy, errors or omissions relating to the map.

Date: 5/23/2017
File: 17-3249

CONTRACT SUMMARY and APPROVAL SHEET

Parties: KCS and City of Hattiesburg

Description: 16" HDPE Underground Water Line

Location: MP 067.78; Hattiesburg, MS

Term: Indefinitely, unless line interferes with Railway operations

Location Identification:

Subdivision:	**Gulfport**	Casing Diameter:	**20"**
Drawing No.	**SD-17-2-067.78**	Casing Material:	**Steel**
Near DOT #	**UNKNOWN**	Length of Casing Pipe:	**216'**
Type of Line:	**Water Line**	Method of Installation:	**Dry Bore & Jack**
Run of Line:	**Underground**	Depth:	**10'**
Width of KCSR R/W:	**UNKNOWN**		

Distance to Crossing: **8.7', 8.3' and 7.5' North from the centerline Dixie Pine Road at MP 067.78; Hattiesburg, MS**

JaKay Summary:
KCS RAILWAY DOES NOT MAINTAIN FLASHERS OR GATES AT DIXIE PINE ROAD AT MP 067.78, DOT #UNKNOWN. KCSR DOES NOT HAVE UG WIRES IN THIS AREA, HOWEVER WE THINK THE WATER LINE WILL NOT INTERFERE WITH ANY KCSR OPERATIONS BECAUSE OF THE FOLLOWING:

A) THE UG LINE WILL BE AT LEAST 7.5" FROM THE CENTERLINE OF THE ROAD CROSSING.
B) THE UG LINE WILL BE 10' BELOW RAIL AND 8.9' BELOW GROUND FOR THE ENTIRE ROW.
C) THE UG LINE WILL BE INSTALLED USING DRY BORE & JACK.
D) THE UG LINE WILL BE INSTALLED FROM OUTSIDE THE KCS ROW.

SPECIAL NOTE: SIGNAL DEPARTMENT TERRITORY SUPERVISOR NEEDS TO BE NOTIFIED BEFORE INSTALLATION TO CONFIRM NO SIGNAL EQUIPMENT HAS RECENTLY BEEN INSTALLED AT THIS CROSSING. THERE'S NO EXISTING EQUIPMENT AT THIS TIME, BUT WE ARE UNABLE TO ENSURE NONE WILL BE INSTALLED BETWEEN THE TIME THIS REQUEST IS APPROVED AND INSTALLED.

Recommendation:

☒ ***APPROVED PENDING SIGNAL DEPT ON-SITE BEFORE CONSTRUCTION, BARTLETT & WEST MUST BE CONTACTED TO HAVE SIGNAL WIRES LOCATED AT SITE BEFORE WORK CAN BEGIN:***

kcscrossings@bartwest.com

ONCE THE CONTRACTOR HAS BEEN NOTIFIED THAT THE SIGNAL WIRES HAVE BEEN LOCATED, THE CONTRACTOR SHALL MAINTAIN THOSE MARK-OUTS OR MAINTAIN REFERENCE POINTS TO THOSE MARK-OUTS.

☐ **APPROVED (On-Site not required)**

☐ **DENIED**

Dates Reviewed and Approved:

6/8/2017	6/12/2017	
Heather Van Hoecke JaKay Signaling Inc.	Carmen Wallace Kansas City Southern Railway	JaKay Signaling Inc. 816-350-3001 ext. 100

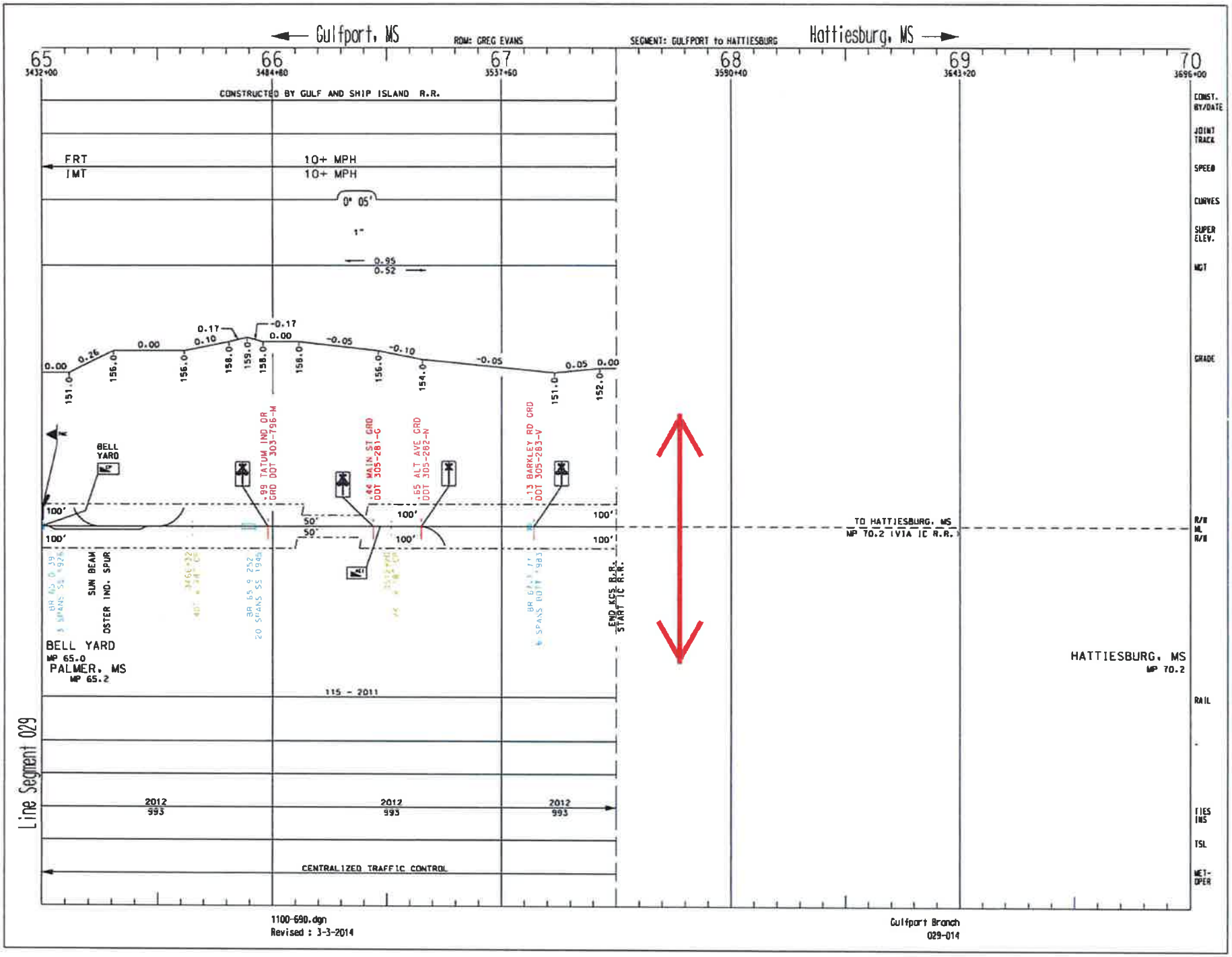
Gulfport, MS
ROW: GREG EVANS
SEGMENT: GULFPORT to HATTIESBURG
Hattiesburg, MS
65
66
67
68
69
70
3432+00
3484+80
3537+60
3590+40
3643+20
3696+00
CONSTRUCTED BY GULF AND SHIP ISLAND R.R.
FRT
IMT
10+ MPH
10+ MPH
0° 05'
1"
0.95
0.52
0.00
0.26
0.00
0.17
0.10
-0.17
0.00
-0.05
-0.10
-0.05
0.05
0.00
151.0
156.0
156.0
158.0
159.0
158.0
158.0
156.0
154.0
151.0
152.0
BELL YARD
.99 TATUM IND DR GRD DOT 303-796-M
.44 MAIN ST GRD DOT 305-281-C
.65 ALT AVE GRD DOT 305-282-N
.13 BARKLEY RD GRD DOT 305-283-V
100'
50'
TO HATTIESBURG, MS
MP 70.2 (VIA IC R.R.)
SUN BEAM
OSTER IND. SPUR
END KCS R.R.
START IC R.R.
BELL YARD
MP 65.0
PALMER, MS
MP 65.2
HATTIESBURG, MS
MP 70.2
115 - 2011
2012
993
CENTRALIZED TRAFFIC CONTROL
CONST. BY/DATE
JOINT TRACK
SPEED
CURVES
SUPER ELEV.
NGT
GRADE
R/W
ML
R/W
RAIL
TIES INS
TSL
WET-OPER
Line Segment 029
1100-690.dgn
Revised : 3-3-2014
Gulfport Branch
029-014

Hattie Ave
Dixie Pine Rd
Orchard St
Shelby St
Dixie Pine
Chapel Rd
Lurlyne St
Collins St
Collins Rd
Rouse Rd
Old Hwy 49
Evans Dr
Edwards St
Barkley Rd
Savannah
© 2016 Google
Google earth
Tour Guide
1996
Imagery Date: 11/27/2013 31°17'36.71" N 89°16'29.85" W elev 149 ft eye alt 7498 ft


8.7' North from the centerline Dixie Pine Road at MP 067.78; Hattiesburg, MS
8.3' North from the centerline Dixie Pine Road at MP 067.78; Hattiesburg, MS
7.5' North from the centerline Dixie Pine Road at MP 067.78; Hattiesburg, MS
© 2016 Google
Google earth
Tour Guide
1996
Imagery Date: 11/27/2013 31°17'44.43" N 89°16'31.26" W elev 149 ft eye alt 409 ft


132 132 Dixie Pine Rd
Exit Street View
© 2016 Google
© 2017 Google
Google earth
Report a problem
Tour Guide
Imagery Date: 3/2014 31°17'45.51" N 89°16'28.62" W elev 170 ft eye alt 157 ft

THE KANSAS CITY SOUTHERN RAILWAY COMPANY
427 West 12th Street
Kansas City, Missouri 64105-1403

JLL

Application for License to Install Pipeline or Wire Line Encroaching Over, Under or Parallel to KCS Tracks

Crossing - $2,000 Processing Fee
Parallel – Call Sylvia Schmidt

Submit with non-refundable payable to:
JLL
Attn.: Sylvia Schmidt
4300 Amon Carter Blvd., Suite 100
Fort Worth, Texas 76155
Phone: (817) 230-2688 or Melissa Leal at (817) 230-2614
Email: sylvia.schmidt@am.jll.com or melissa.leal@am.jll.com

17-3250

1. Applicant Information:

Legal Name of the Owner of the Utility: City of Hattiesburg

Attn.: Lamar Rutland, P.E.

Mailing Address: P.O. Box 1898 City, State, Zip: Hattiesburg, MS 39403-1898

Phone: (601) 545-4640 Cell:

Email to whom agreement is to be sent: lrutland@hattiesburgms.com

Check One: ☐ Individual ☐ Company ☐ Partnership
☐ Corporation ☒ Municipality ☐ Other (Specify)

Who to contact in the event of engineering questions: Kyle D. Wallace, P.E.

Phone: 9601) 544-1821 Cell: (601) 310-7818

Email: kyle@sd-w.com

Proposed Installation Date(s): June 2017

If not constructed within one (1) year, an additional review fee may be charged.

2. Type of Encroachment (Crossing):

Check All That Apply: ☐ Overhead ☒ Underground ☐ Parallel

If Overhead, vertical clearance is _____ (in feet and inches) a 28' minimum is required from top of rail to bottom of overhead crossing point (maximum sag at 212°).

Existing Poles ☐ Yes ☐ No Distance between poles/Distance from edge of nearest track: /

If Underground Crossing, depth of casing/carrier pipe: 10.0 feet below base of rail and ~~6.0~~ 3' feet below ground surface or bottom of ditches, whichever is deeper (if (a) casing is used: minimum 10' below base of rail and minimum 6' from natural ground surface or from bottom of ditches; (b) if casing is not used: minimum 10' below base of rail and minimum 10' from natural ground surface or from bottom of ditches).

If Underground Parallel, distance 55' measured at right angle from centerline of tracks to encroachment (parallel and minimum 25' feet away, then minimum 72") ground cover; parallel and greater than 25' away, then minimum ground cover of 60". If the request is within 50' of KCS right-of-way, utility line shall be at least 10' below the ground for the entire KCS right-of-way.

If an existing crossing is to be abandoned, see Section D – Abandonment on the Specific Requirements sheet.

3. Location: (provide all the information you can and identify two (2) markers of location information that can independently allow for verification of the wire line location in Section 3 and Section 4).

If crossing, relation to centerline of KCS Tracks at KCS Mile Post 66 + 2,415 feet

If parallel, beginning KCS Mile Post _____ + _____, ending KCS Mile Post + _____

Railroad Subdivision GULFPORT

If spur, distance from point of switch _____ feet

In or near City/Town/Village Hattiesburg, Parish/County Forrest, State MS

Section 26 Township 4N Range 13W

4. Other Distances:

If install is near a KCS bridge or culvert, distance from inside face of back wall on nearest KCS

Bridge: _____ Bridge MP: _____

Distance from centerline of nearest road crossing measured perpendicular to the rail line: 103'

DOTD#: _____ (http://safetydata.fra.dot.gov/OfficeofSafety/PublicSite/Crossing/Crossing.aspx)

Street Name: Old Airport Road

5. Angle of Crossing:

90 ° - 00 ' - 00 " **(if crossing track, not less than 45 degrees)**

6. Wire Line Commodity:

☐ Telephone ☐ Power Line (Voltage _____) ☐ Other (Specify) _____

☐ Fiber Optic – **If underground, number of Innerducts within casing pipe** _____

If an innerduct will be left spare or empty, clearly identify type of facility that will be installed within each innerduct.

_____

_____

See Section A – General on the Specific Requirements sheet for standards used.

If encroachment is an overhead wire line, proceed to the end of this application and provide signature.

7. Pipeline Commodity:

Commodity to be transmitted in the pipeline: Water

Transmitted by: ☐ Gravity ☒ Force ☐ Liquid

☐ Gas ☐ Steam ☐ Other (Please Specify _____)

Type of Commodity: ☐ Flammable ☒ Non-Flammable ☐ Corrosive ☐ Toxic

☐ Environmental Hazard

If hazardous, toxic or corrosive material, give details: _____

See Section A – General on the Specific Requirements sheet for standards used.

8. Pipe/Wire Information:

	Carrier Pipe	Casing Pipe
Inside Diameter (nominal):	16"	20"
Wall Thickness:	1.778"	0.375"
Material:	HDPE	Steel
Minimum Yield Point of Material:		35 ksi
Type of Joint:	Heat Fusion	Welded
Maximum Operating Pressure in Pipeline:	N/A	N/A

Hydrostatic pressure at which carrier pipe will be tested before using 150 psi

Will carrier pipe have protective coating? ☐ Yes ☒ No If so, please provide type: _____

Will carrier pipe be cathodically protected? ☐ Yes ☒ No

Cathodic protection must meet standards set by the current Report of Correlating Committee of Cathodic Protection.

9. Casing Information:

Length of casing pipe ~~120 LF~~ 340' (if casing pipe is vented, casing shall extend to right-of-way lines; if **not vented, casing shall be a minimum 25' each side as measured at right angles to centerline of track).**

Will casing pipe have protective coating? ☐ Yes ☒ No

If so, please provide type: _____

Will casing pipe be cathodically protected? ☐ Yes ☒ No

Cathodic protection must meet standards set by the current Report of Correlating Committee of Cathodic Protection.

See Section B – Casing and Section E – Signage on the Specific Requirements sheet for additional requirements.

10. Method of Installing Pipe/Wire: Dry Bore and Jack & OPEN CUT

*Dry Bore and Jack, Conventional Dry Bore or Directional Drill up to 10". Wet boring or open cut trenching across tracks **WILL NOT** be permitted.*

See **Section C – Boring** and **Section F – Shoring** on the Specific Requirements sheet for additional requirements.

11. Venting:

Will casing pipe be vented? ☐ Yes ☒ No Diameter: _____ (minimum 2")

Number of Vents: _____ Vent Height above ground surface: _____ (minimum 4')

Pipes carrying flammable contents must be vented. Vents are to be located at ends of casing off of KCS property and to be shown on drawing.

12. Additional Fees:

All excavations and installations on KCS's right-of-way will require construction observation, documentation and flagging by KCS or its authorized representative. Applicant or its contractor must contact Bartlett & West; KCS's authorized representative, a minimum of 10 days in advance of the scheduled construction date. Applicant will contract directly with Bartlett & West for the above services. The contact at Bartlett & West is Tom Faulkner at (817) 840-1562 or 785-215-2011, or by email at thomas.faulkner@bartwest.com. All costs associated with construction observation and flagging are the sole responsibility of the applicant. The daily services fees are $2,500 per day, which include flagging and construction observation services. In addition to the daily fee, a fee of $2,000 per mobilization fee will be charged for each job. Prices are subject to change and can double for 24-hour construction projects. No agreement for crossing or encroachment will be executed by KCS until applicant has contracted with Bartlett & West for the construction observation and flagging.

Each encroachment will also be subject to an annual or one-time fee, dependent on the type of installation and length of encroachment. If you will need to know these amounts before application, contact Sylvia Schmidt at sylvia.schmidt@am.jll.com or 817-230-2688.

Extreme caution is to be used in excavation due to the possible existence of other underground facilities along KCS's right-of-way. Any damage to existing facilities will be the sole responsibility of the applicant. In compliance with State law, prior to commencing work, the contractor shall notify appropriate State "One Call" service.

13. Existing Agreement? ☐ Yes ☒ No

*If replacing or repairing an existing line, a copy of the current permit agreement with KCS **must** be provided and accompany this application.*

14. Was this service requested by KCS? ☐ Yes ☒ No

If yes, who requested? _____ Phone #: _____

Is this Installation in conjunction with a track or track expansion project? ☐ Yes ☒ No

If yes, KCS contact name and phone number: _____ Phone#: _____

By signing below, **applicant agrees to pay all fees associated with the installation of this utility.**

Johnny L. DuPree, Mayor		2-21-17
Name of Applicant	Signature of Applicant	Date

If application is not signed and dated by applicant, application will be returned.

RAILROAD PERMIT

Sheet No.: 1 of 5

Permit No.:

REVISIONS			
APPLICANT		MDOT	
DATE	BY	DATE	BY
05/08/17	BT		
05/17/17	BT		

Show North

GENERAL NOTES:

1. RAILROAD REPRESENTATIVE AND FLAGMAN SHALL BE PRESENT DURING ALL CONSTRUCTION CROSSING THE RAILROAD.
2. EXCAVATION SHALL NOT BE PERMITTED INSIDE RAILROAD RIGHT-OF-WAY.
3. CONTRACTOR SHALL FOLLOW ALL REQUIREMENTS OF THE RAILROADS PIPELINE OCCUPANCY SPECIFICATIONS.
4. PIPELINE AND CROSSING SHALL BE INSTALLED AND MAINTAINED IN ACCORDANCE WITH THE LATEST APPROVED EDITION OF THE AMERICAN RAILWAY ENGINEERING AND MAINTENANCE OF WAY ASSOCIATION SPECIFICATIONS FOR PIPELINES CONVEYING FLAMMABLE AND NON-FLAMMABLE SUBSTANCES.
5. BLASTING NOT PERMITTED.
6. WHERE THE WATER MAIN IS WITHIN 10 FEET OF A SEWER MAIN HORIZONTALLY, THE BOTTOM OF THE WATER MAIN SHALL BE AT LEAST 18" FROM THE TOP OF THE SEWER MAIN, UNLESS OTHERWISE NOTED.
7. WORK FOR THIS PROJECT REQUIRES EXCAVATION IN THE IMMEDIATE VICINITY OF TRAFFIC AND ADJACENT PROPERTIES. THEREFORE, THE RISK OF A FAILURE OCCURRING DURING THE EXCAVATION REQUIRES THAT EXTREME CAUTION BE EXERCISED. THE CONTRACTOR SHALL BE RESPONSIBLE FOR PLACING WHAT BRACING, SHORING OR GROUND SUPPORT SYSTEM THAT IS DEEMED NECESSARY TO PREVENT A FAILURE AND PROTECT THE PERSONS WORKING NEAR THE EXCAVATION, THE PUBLIC THAT MAY BE ABOVE THE EXCAVATION, OR ANY STRUCTURE ADJACENT TO THE EXCAVATION. ALL COSTS FOR ANY PROTECTIVE MEASURES INCLUDING THE MATERIALS AND LABOR FOR DESIGNING, DRAWING AND CONSTRUCTING THE FACILITY SHALL BE INCLUDED IN THE BID PRICE FOR CONTRACT ITEMS.

KANSAS CITY SOUTHERN RAILROAD
GENERAL NOTES

RAILROAD PERMIT

Sheet No.: 2 of 5

Permit No.: _____

REVISIONS			
APPLICANT		MDOT	
DATE	BY	DATE	BY
05/08/17	BT		
05/17/17	BT		

Show North

LINETYPE & SYMBOLS LEGEND:

- CENTER LINE
- RAILROAD
- APPARENT KANSAS CITY SOUTHERN RAILROAD ROW
- FENCE (EXIST)
- FID – FIBER OPTIC INDICATOR POST (EXIST)
- FOB – FIBER OPTIC PULL BOX (EXIST)
- FIRE HYDRANT (EXIST)
- GID – GAS INDICATOR POST (EXIST)
- G – GAS LINE (EXIST)
- GM – GAS METER (EXIST)
- GV – GAS VALVE (EXIST)
- GT – GATE POST (EXIST)
- LP – LIGHT ON POLE (EXIST)
- P – OVERHEAD UTILITY LINES (EXIST)
- T – OVERHEAD UTILITY LINES (EXIST)
- POLE GUY WIRE (EXIST)
- PL – PROPERTY LINE (EXIST)
- FM – SAN SWR FORCE MAIN (EXIST)
- SS – SAN SWR LINE (EXIST)
- PS – SAN SWR PUMP STATION (EXIST)
- SIGN – SIGN (EXIST)
- SIGNAL – SIGNAL (EXIST)
- TREE LINE (EXIST)
- DITCH (EXIST)
- FO – UNDERGROUND FIBER OPTIC LINE (EXIST)
- PP – UTILITY POLE (EXIST)
- W – WATER LINE (EXIST)
- WM – WATER METER (EXIST)
- WV – WATER VALVE (EXIST)
- WV – WATER VALVE (REQ'D)
- REDUCING FITTING (REQ'D)
- FIRE HYDRANT (REQ'D)
- W – WATER LINE (REQ'D)

ABBREVIATIONS LEGEND:

APPURT	– APPURTENANCES
BLDG	– BUILDING
BTM	– BOTTOM
℄	– CENTERLINE
CONC	– CONCRETE
CMP	– CORRUGATED METAL PIPE
CPP	– CORRUGATED PLASTIC PIPE
DI	– DUCTILE IRON PIPE
DR	– DIAMETER RATIO
EOP	– EDGE OF PAVEMENT
EXIST	– EXISTING
HDPE	– HIGH DENSITY POLYETHYLENE
KCS	– KANSAS CITY SOUTHERN
LF	– LINEAR FEET
ℙ	– PROPERTY LINE
RCP	– REINFORCED CONCRETE PIPE
REQ'D	– REQUIRED
ROW	– RIGHT OF WAY
RR	– RAILROAD
SAN	– SANITARY
SEW	– SEWER
W/	– WITH
WT	– WALL THICKNESS
XING	– CROSSING

KANSAS CITY SOUTHERN RAILROAD
ABBREVIATIONS & LEGEND

RAILROAD PERMIT

Sheet No.: 3 of 5

Permit No.: _____

REVISIONS			
APPLICANT		MDOT	
DATE	BY	DATE	BY
05/08/17	BT		
05/17/17	BT		

Show North

SCALE: 1" = 50'

NOTE:
1. **BORE PIT TRENCH SHALL NOT BE EXCAVATED MORE THAN FIVE (5) FEET FROM END OF ENCASEMENT TOWARD RAILROAD.

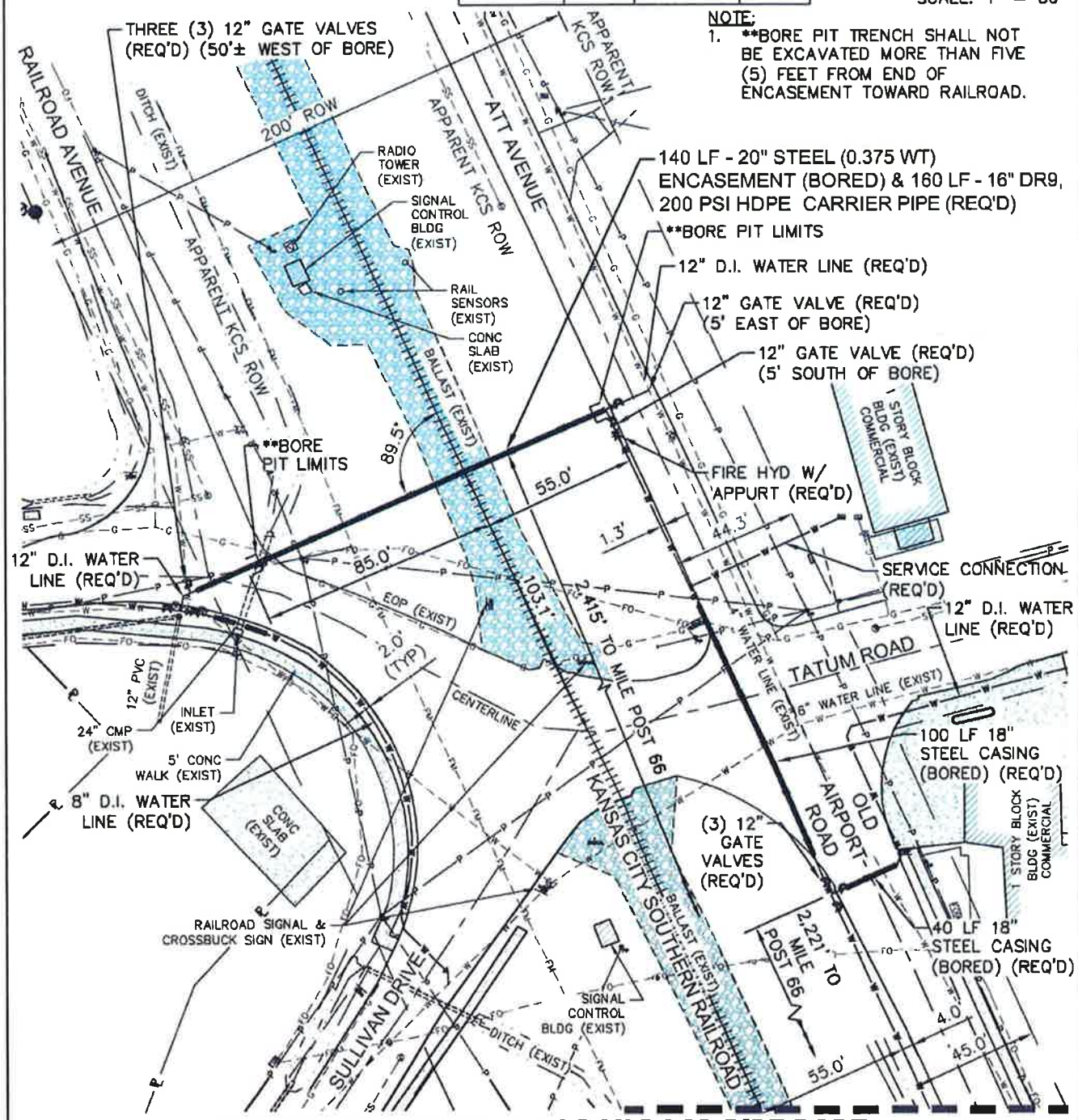

KANSAS CITY SOUTHERN RAILROAD PIPE BORE: 2,415' NORTH OF MP #66

MATCH LINE C-C

RAILROAD PERMIT

Sheet No.: 4 of 5

Permit No.: _____

REVISIONS			
APPLICANT		MDOT	
DATE	BY	DATE	BY
05/08/17	BT		
05/17/17	BT		

Show North

SCALE: 1" = 50'

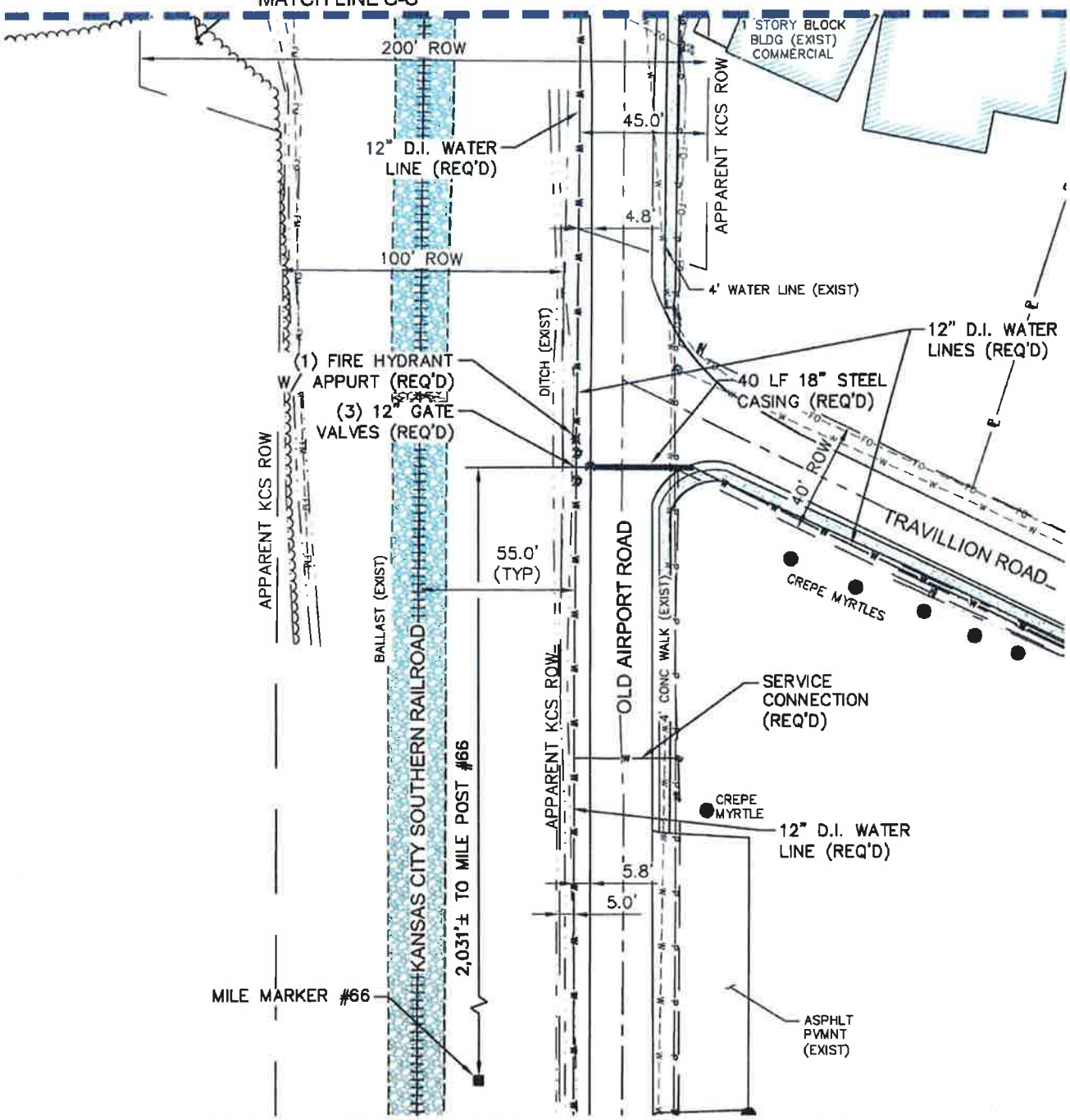

KANSAS CITY SOUTHERN RAILROAD PIPE BORE:
2,415' NORTH OF MP #66

RAILROAD PERMIT

Sheet No.: 5 of 5

Permit No.:

REVISIONS			
APPLICANT		MDOT	
DATE	BY	DATE	BY
05/08/17	RES		
05/17/17	RES		

Show North

SCALE:
HORIZ.: 1" = 20'
VERT.: 1" = 5'

NOTES:
1. *AS MEASURED ALONG SECTION
2. **BORE PIT TRENCH SHALL NOT BE EXCAVATED MORE THAN FIVE (5) FEET FROM END OF ENCASEMENT TOWARD RAILROAD.

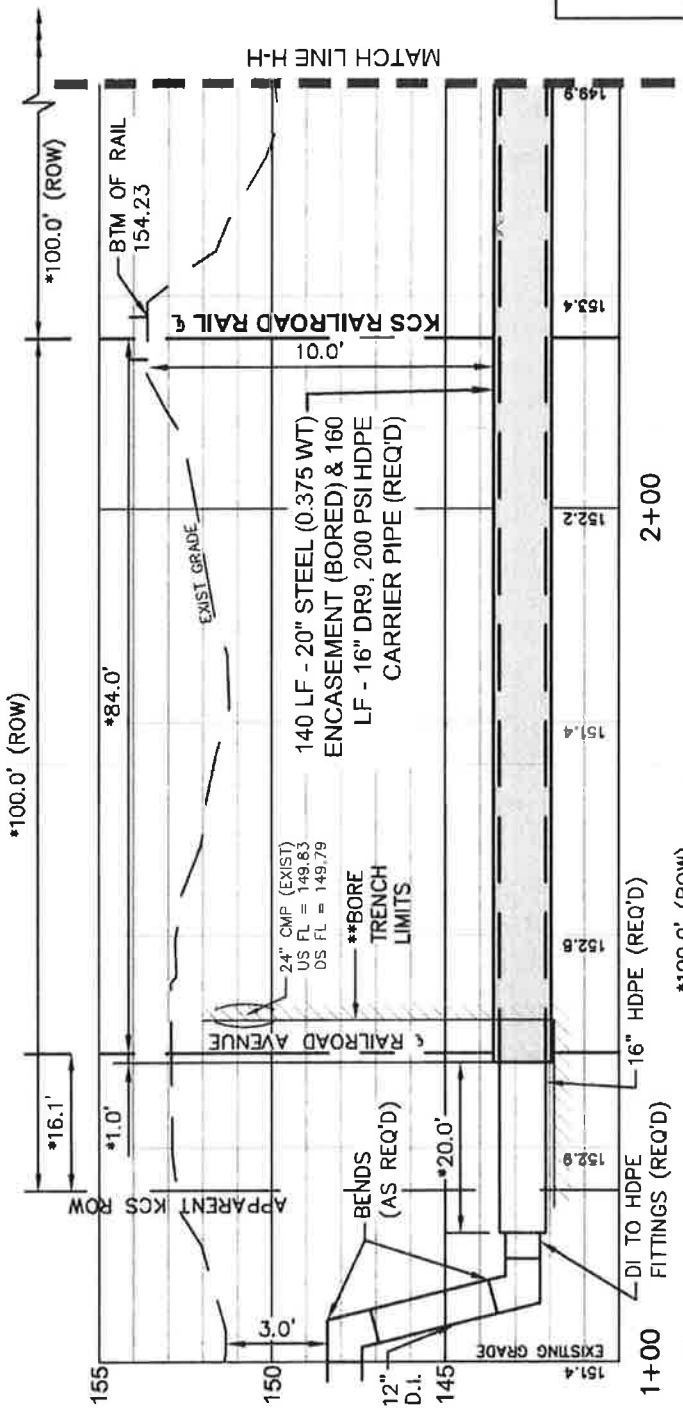

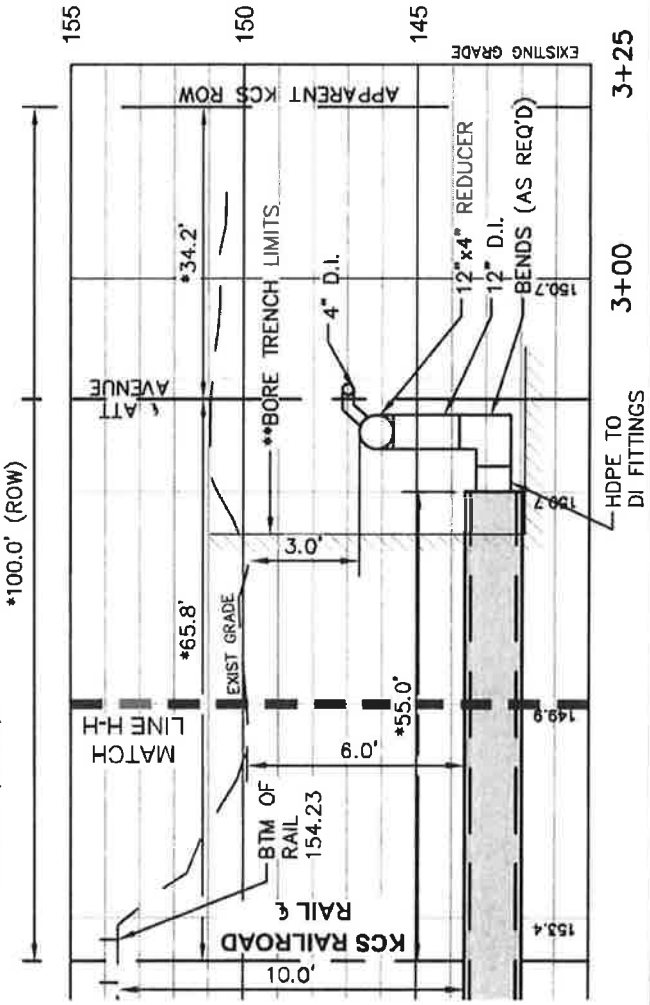

KANSAS CITY SOUTHERN RAILROAD PIPE BORE: 2,415' NORTH OF MP #66

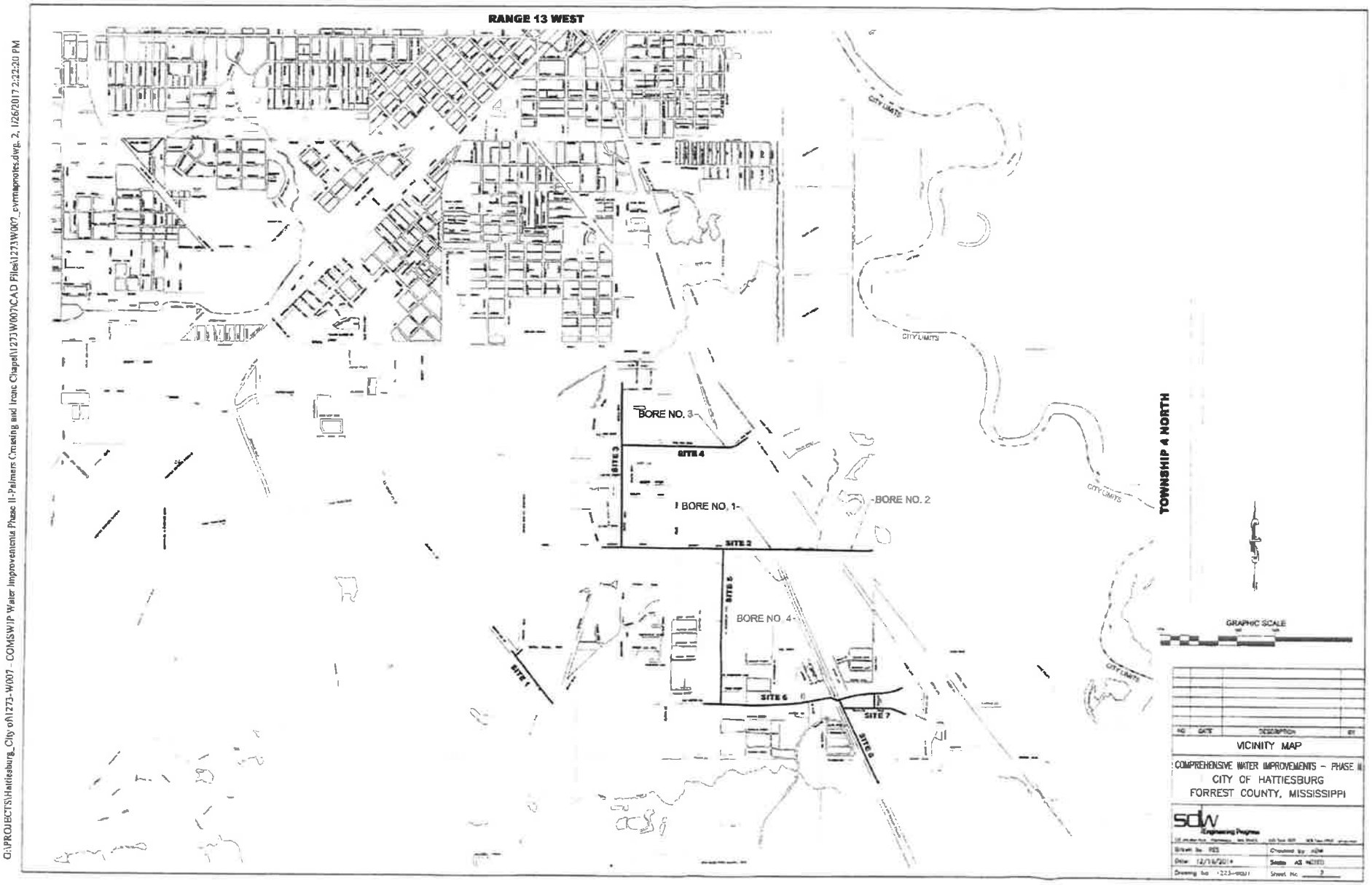

G:\PROJECTS\Hattiesburg_City of\1273-W007 - COMSWIP Water Improvements Phase II-Palmers Crossing and Irene Chapel\1273W007\CAD Files\1273W007_cvrmapnotes.dwg, 2, 1/26/2017 2:22:20 PM

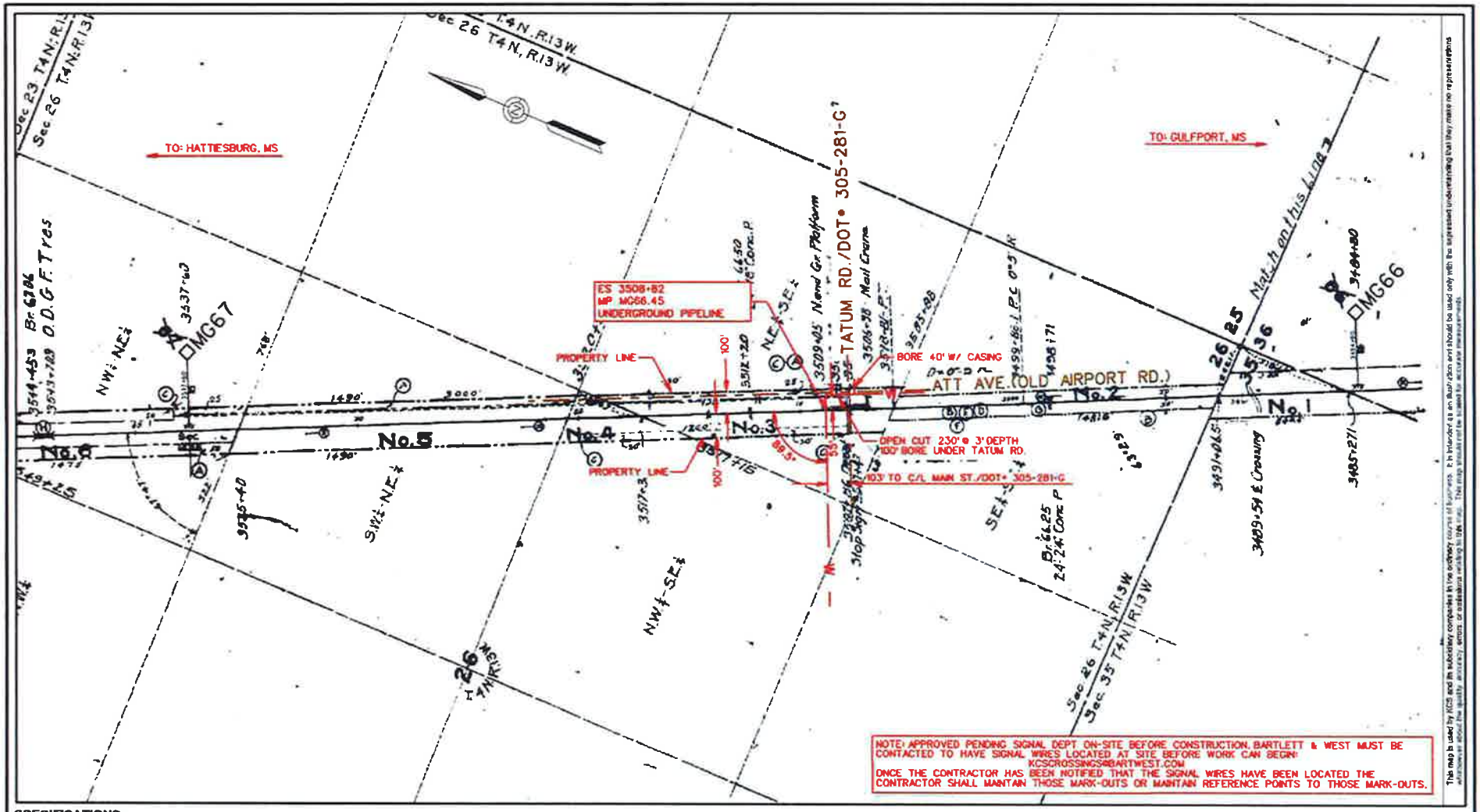

This map is used by KCS and its subsidiary companies in the ordinary course of business. It is intended as an illustration and should be used only with the expressed understanding that they make no representations as to the quality, accuracy, errors or omissions relating to this map. This map should not be scaled for accurate measurements.

SPECIFICATIONS:

	CARRIER	CASING	INSTALLATION DETAILS
CONTENTS:	WATER	N/A	METHOD OF INSTALLATION: DRY BORE & JACK/OPEN CUT
LENGTH OF PIPE ON RW:	340'	395'	BURY: BASE OF RAIL: 19'
OUTSIDE DIAMETER:	16.00"	28.00"	BURY: (Not beneath tracks) 3'
PIPE MATERIAL:	HDPE	STEEL	BURY: (Roadway ditches) 3'
MAX YIELD:	200 PSI	35 KSI	CATHODIC PROTECTION: NONE
WALL THICKNESS:	1.775"	0.375"	CASING VENTED: NO - VENTS ABOVE SURFACE: N/A
WORKING PRESSURE:	65 PSI	N/A	NUMBER OF VENTS: N/A
TYPE OF JOINT:	HEAT FUSION	WELDED	SEALS: BOTH ENDS: YES TYPE: UNKNOWN
COATING:	NONE	NONE	PARALLEL DISTANCE FROM CL OF TRACK: N/A

KANSAS CITY SOUTHERN RAILWAY COMPANY

Date:	06-22-2017	APPROVED BY:	
Drawn By:	JFB		
Checked By:	TRF		
Company:	BARTLETT & WEST		
Sheet No:	1 of 1	Map #: 29025	17-3250
Scale:	1" = 400'	KCS FILE NO:	

EXHIBIT "A"
PROPOSED UNDERGROUND WATER PIPELINE CROSSING FOR CITY OF HATTIESBURG AT MP MG66.45 GULFPORT SUBD. HATTIESBURG, MS (31.277967, -89.266009)

Date: 5/24/2017
File: 17-3250

CONTRACT SUMMARY and APPROVAL SHEET

Parties: KCS and City of Hattiesburg

Description: 16" HDPE Underground Water Line

Location: MP 066.53; Hattiesburg, MS

Term: Indefinitely, unless line interferes with Railway operations

Location Identification:

Subdivision:	**Gulfport**	Casing Diameter:	**20"**
Drawing No.	**SD-17-2-066.53**	Casing Material:	**Steel**
Near DOT #	**305-281 G**	Length of Casing Pipe:	**200'**
Type of Line:	**Water Line**	Method of Installation:	**Dry Bore & Jack**
Run of Line:	**Underground & Parallel**	Depth:	**10'**
Width of KCSR R/W:	**200'**		

Distance to Crossing: **103' North from the centerline of Tatum Road at MP 066.52 and parallel for approximately 160' on the eastern side of the rail at 55' from the tracks; Hattiesburg, MS**

JaKay Summary:
KCS RAILWAY MAINTAINS FLASHERS AT TATUM ROAD AT MP 066.52, DOT #305-281 G. KCSR HAS UG WIRES IN THIS AREA, HOWEVER WE THINK THE WATER LINE WILL NOT INTERFERE WITH ANY KCSR OPERATIONS BECAUSE OF THE FOLLOWING:

A) THE UG LINE WILL BE 103' FROM THE CENTERLINE OF THE ROAD CROSSING.
B) THE UG LINE WILL BE 10' BELOW RAIL AND 6' BELOW GROUND FOR THE ENTIRE ROW.
C) THE UG LINE WILL BE INSTALLED USING DRY BORE & JACK UNDER THE TRACK AND WITH OPEN CUT FOR THE PARALLEL PORTION AT 3' DEEP.
D) THE PARALLEL PORTION WILL BE 55' FROM THE TRACKS FOR THE ENTIRE 160' PARALLEL RUN ON THE KCS ROW.

Recommendation:

☒ ***APPROVED PENDING SIGNAL DEPT ON-SITE BEFORE CONSTRUCTION, BARTLETT & WEST MUST BE CONTACTED TO HAVE SIGNAL WIRES LOCATED AT SITE BEFORE WORK CAN BEGIN:***

kcscrossings@bartwest.com

ONCE THE CONTRACTOR HAS BEEN NOTIFIED THAT THE SIGNAL WIRES HAVE BEEN LOCATED, THE CONTRACTOR SHALL MAINTAIN THOSE MARK-OUTS OR MAINTAIN REFERENCE POINTS TO THOSE MARK-OUTS.

☐ **APPROVED (On-Site not required)**

☐ **DENIED**

Dates Reviewed and Approved:

7/7/2017	6/14/2017	
Heather Van Hoecke JaKay Signaling Inc.	Carmen Wallace Kansas City Southern Railway	JaKay Signaling Inc. 816-350-3001 ext. 100

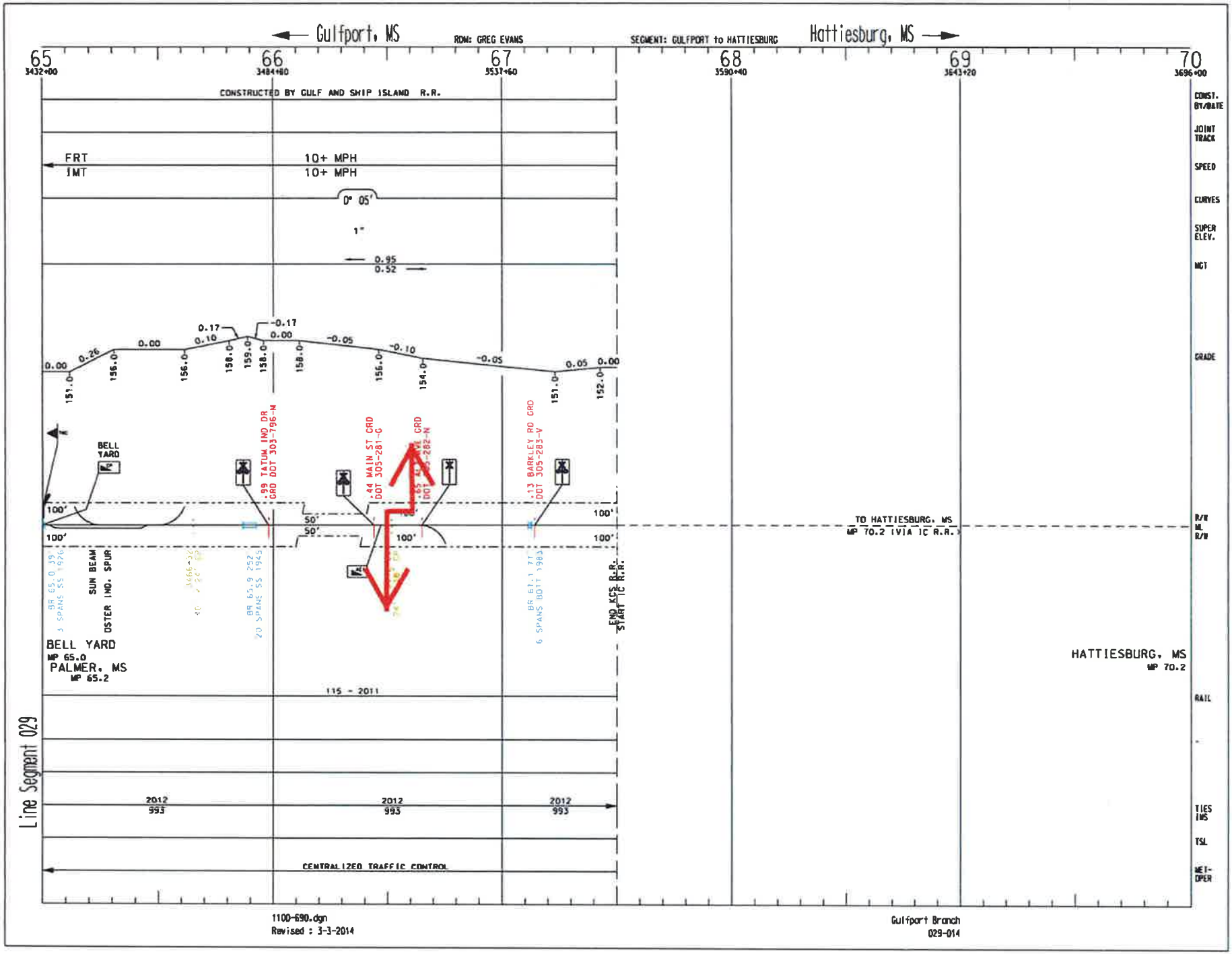
Gulfport, MS
ROW: GREG EVANS
SEGMENT: GULFPORT to HATTIESBURG
Hattiesburg, MS
65
66
67
68
69
70
3432+00
3484+80
3537+60
3590+40
3643+20
3696+00
CONSTRUCTED BY GULF AND SHIP ISLAND R.R.
FRT
IMT
10+ MPH
10+ MPH
0° 05'
1"
0.95
0.52
0.00
0.26
0.00
0.17
0.10
-0.17
0.00
-0.05
-0.10
-0.05
0.05
0.00
151.0
156.0
156.0
158.0
159.0
158.0
158.0
156.0
154.0
151.0
152.0
BELL YARD
.99 TATUM IND DR
GRD DOT 303-796-M
.44 MAIN ST GRD
DOT 305-281-G
.13 BARKLEY RD GRD
DOT 305-283-V
100'
100'
50'
50'
100'
100'
100'
TO HATTIESBURG, MS
MP 70.2 (VIA IC R.R.)
R/W
ML
R/W
BR 65.0 39
3 SPANS SS 1926
SUN BEAM
OSTER IND. SPUR
BR 69.9 252
20 SPANS SS 1925
BR 61.1 77
6 SPANS BBTT 1985
END KCS R.R.
START IC R.R.
BELL YARD
MP 65.0
PALMER, MS
MP 65.2
HATTIESBURG, MS
MP 70.2
115 - 2011
2012
993
2012
993
2012
993
CENTRALIZED TRAFFIC CONTROL
Line Segment 029
CONST. BY/DATE
JOINT TRACK
SPEED
CURVES
SUPER ELEV.
MGT
GRADE
RAIL
TIES IMS
TSL
MET-OPER
1100-690.dgn
Revised : 3-3-2014
Gulfport Branch
029-014

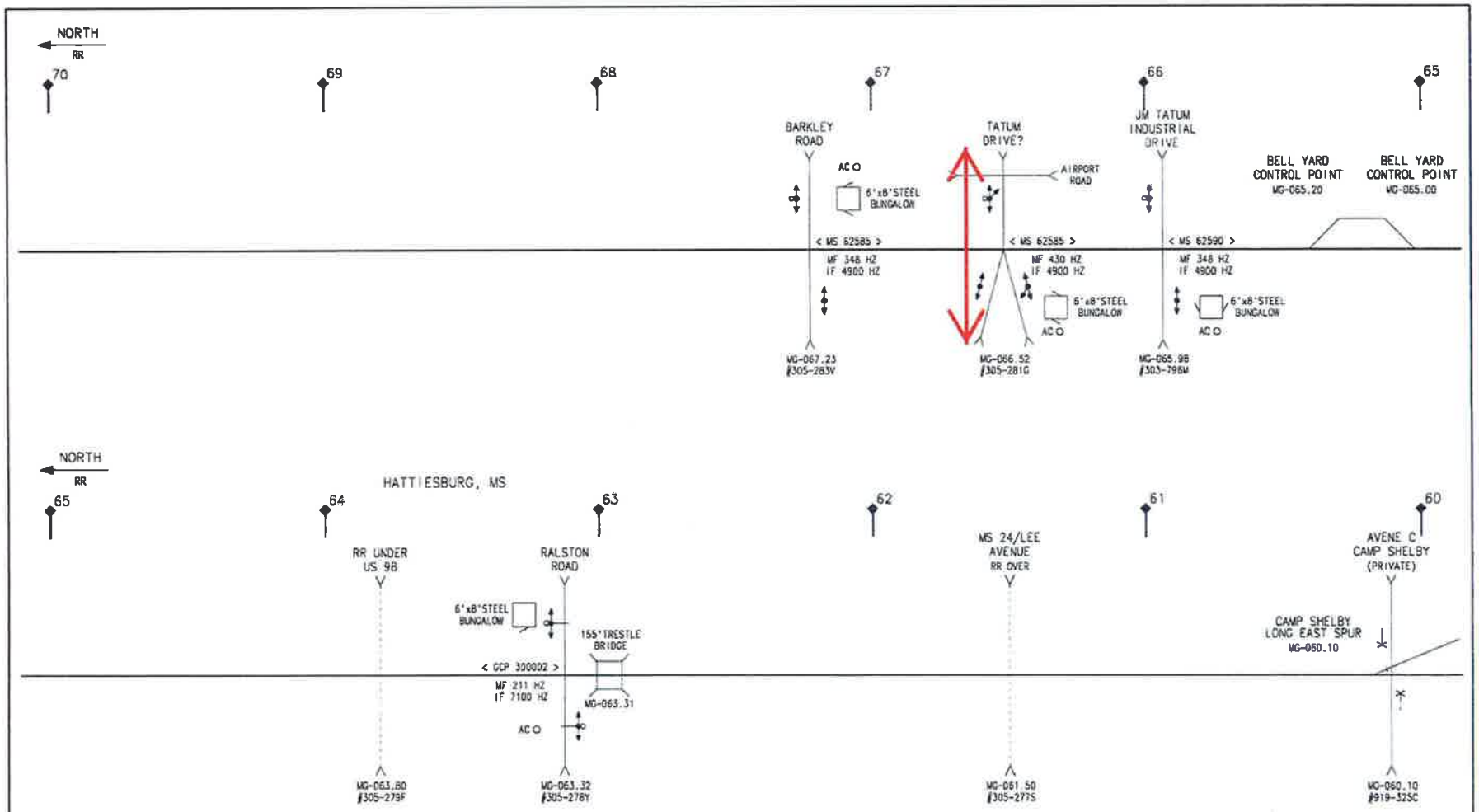

REVISION BLOCK	CONVERTED TO CAD 01/21/13	REV PER F PRINTS 11/07/14	REV PER F PRINTS 12/05/14

KANSAS CITY SOUTHERN LINES SIGNAL DEPT.

DWG. NO. SD-17-1-060.00

LOCATION 17TH SUBDIVISION SIGNALS
HATTIESBURG

SCALE 3" = 1 MILE
MILE POST MG-060 TO MG-070

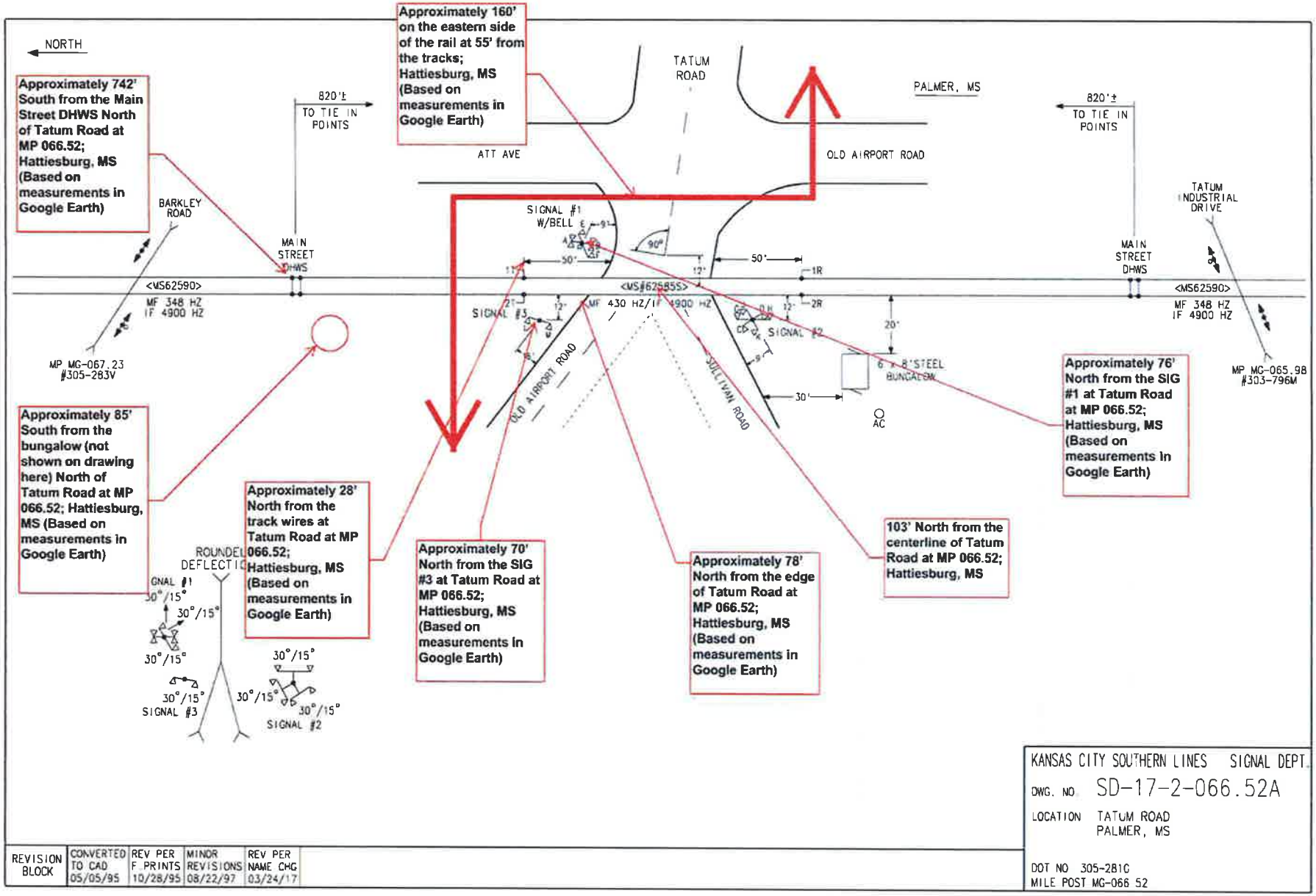
NORTH
Approximately 742' South from the Main Street DHWS North of Tatum Road at MP 066.52; Hattiesburg, MS (Based on measurements in Google Earth)
Approximately 160' on the eastern side of the rail at 55' from the tracks; Hattiesburg, MS (Based on measurements in Google Earth)
820'±
TO TIE IN POINTS
TATUM ROAD
PALMER, MS
ATT AVE
OLD AIRPORT ROAD
BARKLEY ROAD
MAIN STREET DHWS
SIGNAL #1 W/BELL
50'
1R
2R
<MS62590>
MF 348 HZ
IF 4900 HZ
SIGNAL #3
MF 430 HZ/IF 4900 HZ
SIGNAL #2
20'
6' x 8' STEEL BUNGALOW
30'
AC
OLD AIRPORT ROAD
SULLIVAN ROAD
TATUM INDUSTRIAL DRIVE
MP MG-067.23
#305-283V
MP MG-065.98
#303-796M
Approximately 76' North from the SIG #1 at Tatum Road at MP 066.52; Hattiesburg, MS (Based on measurements in Google Earth)
Approximately 85' South from the bungalow (not shown on drawing here) North of Tatum Road at MP 066.52; Hattiesburg, MS (Based on measurements in Google Earth)
Approximately 28' North from the track wires at Tatum Road at MP 066.52; Hattiesburg, MS (Based on measurements in Google Earth)
Approximately 70' North from the SIG #3 at Tatum Road at MP 066.52; Hattiesburg, MS (Based on measurements in Google Earth)
Approximately 78' North from the edge of Tatum Road at MP 066.52; Hattiesburg, MS (Based on measurements in Google Earth)
103' North from the centerline of Tatum Road at MP 066.52; Hattiesburg, MS
ROUNDEL DEFLECTIO
GNAL #1
30°/15°
SIGNAL #3
SIGNAL #2
KANSAS CITY SOUTHERN LINES SIGNAL DEPT.
DWG. NO. SD-17-2-066.52A
LOCATION TATUM ROAD
PALMER, MS
DOT NO 305-281C
MILE POST MG-066 52
REVISION BLOCK
CONVERTED TO CAD 05/05/95
REV PER F PRINTS 10/28/95
MINOR REVISIONS 08/22/97
REV PER NAME CHG 03/24/17

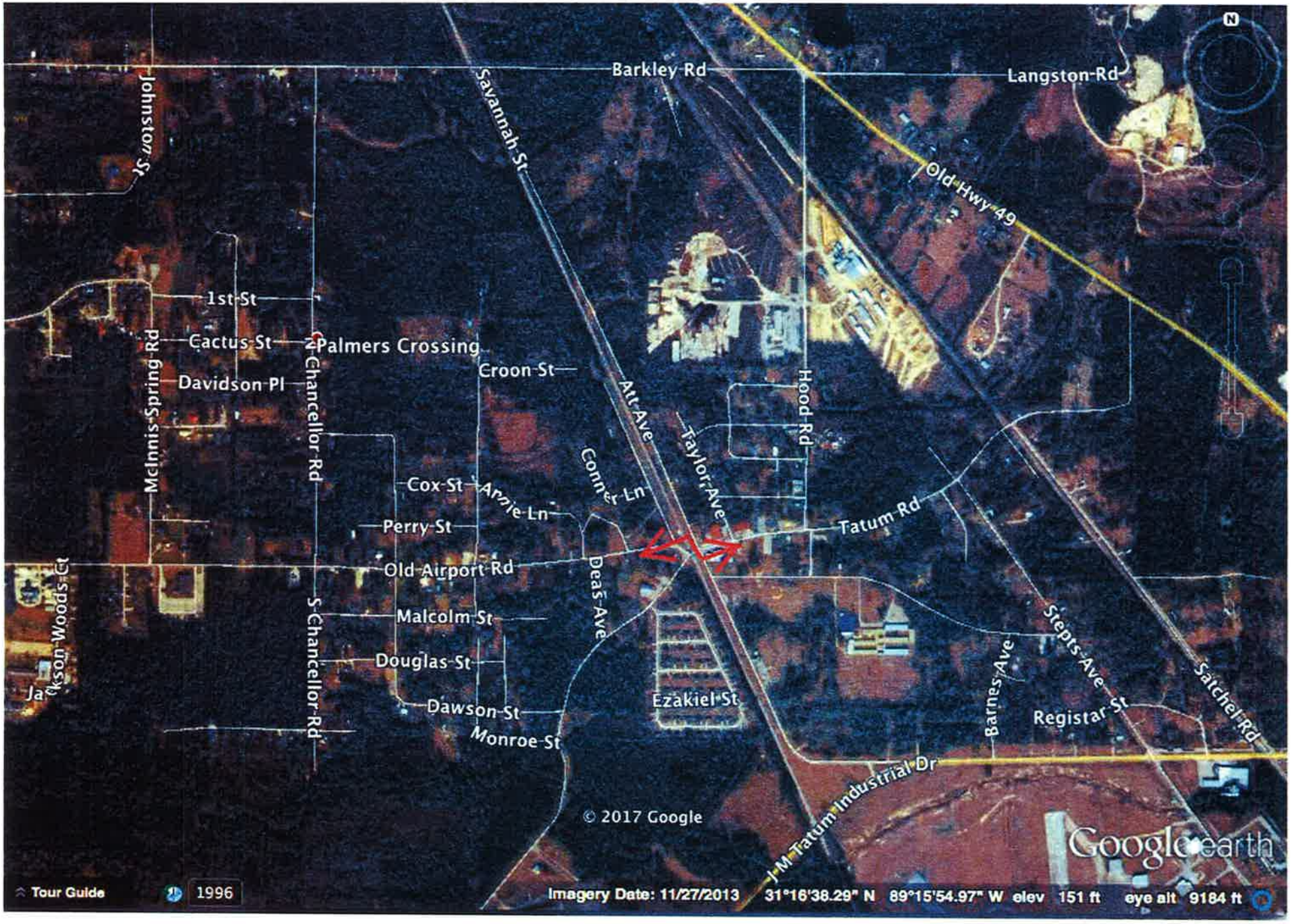
Barkley Rd
Langston Rd
Johnston St
Savannah St
Old Hwy 49
1st St
Cactus St
Palmers Crossing
Davidson Pl
McInnis Spring Rd
Chancellor Rd
Croon St
Att Ave
Hood Rd
Taylor Ave
Conner Ln
Cox St
Annie Ln
Perry St
Tatum Rd
Old Airport Rd
Deas Ave
Malcolm St
S Chancellor Rd
Douglas St
Dawson St
Monroe St
Ezakiel St
Stepts Ave
Barnes Ave
Registar St
Satchel Rd
J M Tatum Industrial Dr
Jackson Woods Ct
© 2017 Google
Google earth
Tour Guide
1996
Imagery Date: 11/27/2013 31°16'38.29" N 89°15'54.97" W elev 151 ft eye alt 9184 ft

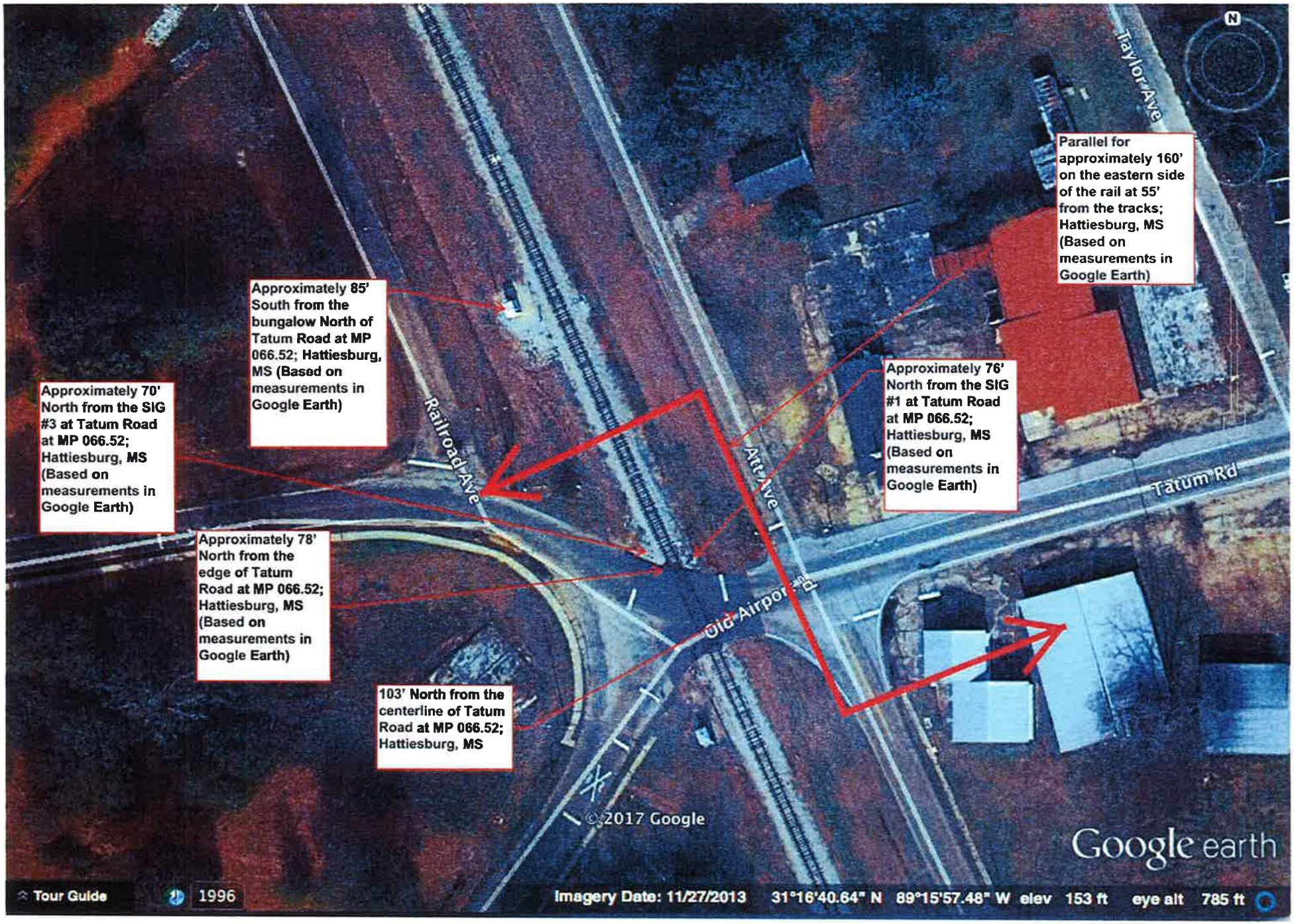
Approximately 85' South from the bungalow North of Tatum Road at MP 066.52; Hattiesburg, MS (Based on measurements in Google Earth)
Approximately 70' North from the SIG #3 at Tatum Road at MP 066.52; Hattiesburg, MS (Based on measurements in Google Earth)
Approximately 78' North from the edge of Tatum Road at MP 066.52; Hattiesburg, MS (Based on measurements in Google Earth)
103' North from the centerline of Tatum Road at MP 066.52; Hattiesburg, MS
Parallel for approximately 160' on the eastern side of the rail at 55' from the tracks; Hattiesburg, MS (Based on measurements in Google Earth)
Approximately 76' North from the SIG #1 at Tatum Road at MP 066.52; Hattiesburg, MS (Based on measurements in Google Earth)
Railroad Ave
Taylor Ave
Tatum Rd
Old Airport Rd
© 2017 Google
Google earth
Tour Guide
1996
Imagery Date: 11/27/2013 31°16'40.64" N 89°15'57.48" W elev 153 ft eye alt 785 ft

Old Airport Rd
Exit Street View
STOP
© 2017 Google
© 2017 Google
Google earth
Report a problem
Tour Guide
Imagery Date: 3/2014 31°16'39.01" N 89°15'56.08" W elev 152 ft eye alt 160 ft

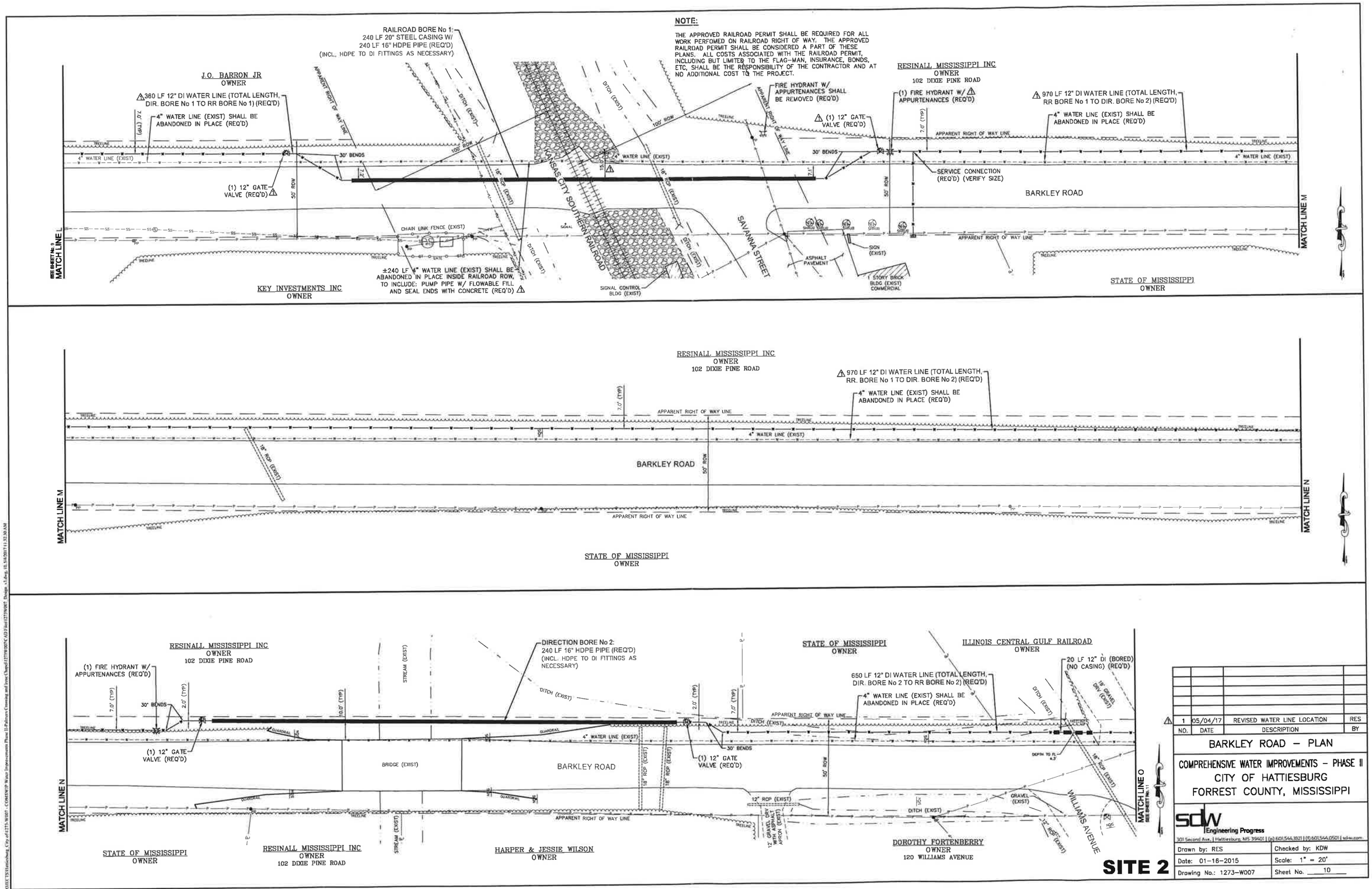

NO.	DATE	DESCRIPTION	BY
1	05/04/17	REVISED WATER LINE LOCATION	RES

BARKLEY ROAD – PLAN

COMPREHENSIVE WATER IMPROVEMENTS – PHASE II
CITY OF HATTIESBURG
FORREST COUNTY, MISSISSIPPI

sdw Engineering Progress
301 Second Ave. | Hattiesburg, MS 39401 | (p) 601.544.3921 | (f) 601.544.0501 | sdw.com

Drawn by: RES	Checked by: KDW
Date: 01-16-2015	Scale: 1" = 20'
Drawing No.: 1273-W007	Sheet No. 10

NOTE:

THE APPROVED RAILROAD PERMIT SHALL BE REQUIRED FOR ALL WORK PERFOMED ON RAILROAD RIGHT OF WAY. THE APPROVED RAILROAD PERMIT SHALL BE CONSIDERED A PART OF THESE PLANS. ALL COSTS ASSOCIATED WITH THE RAILROAD PERMIT, INCLUDING BUT LIMITED TO THE FLAG-MAN, INSURANCE, BONDS, ETC, SHALL BE THE RESPONSIBILITY OF THE CONTRACTOR AND AT NO ADDITIONAL COST TO THE PROJECT.

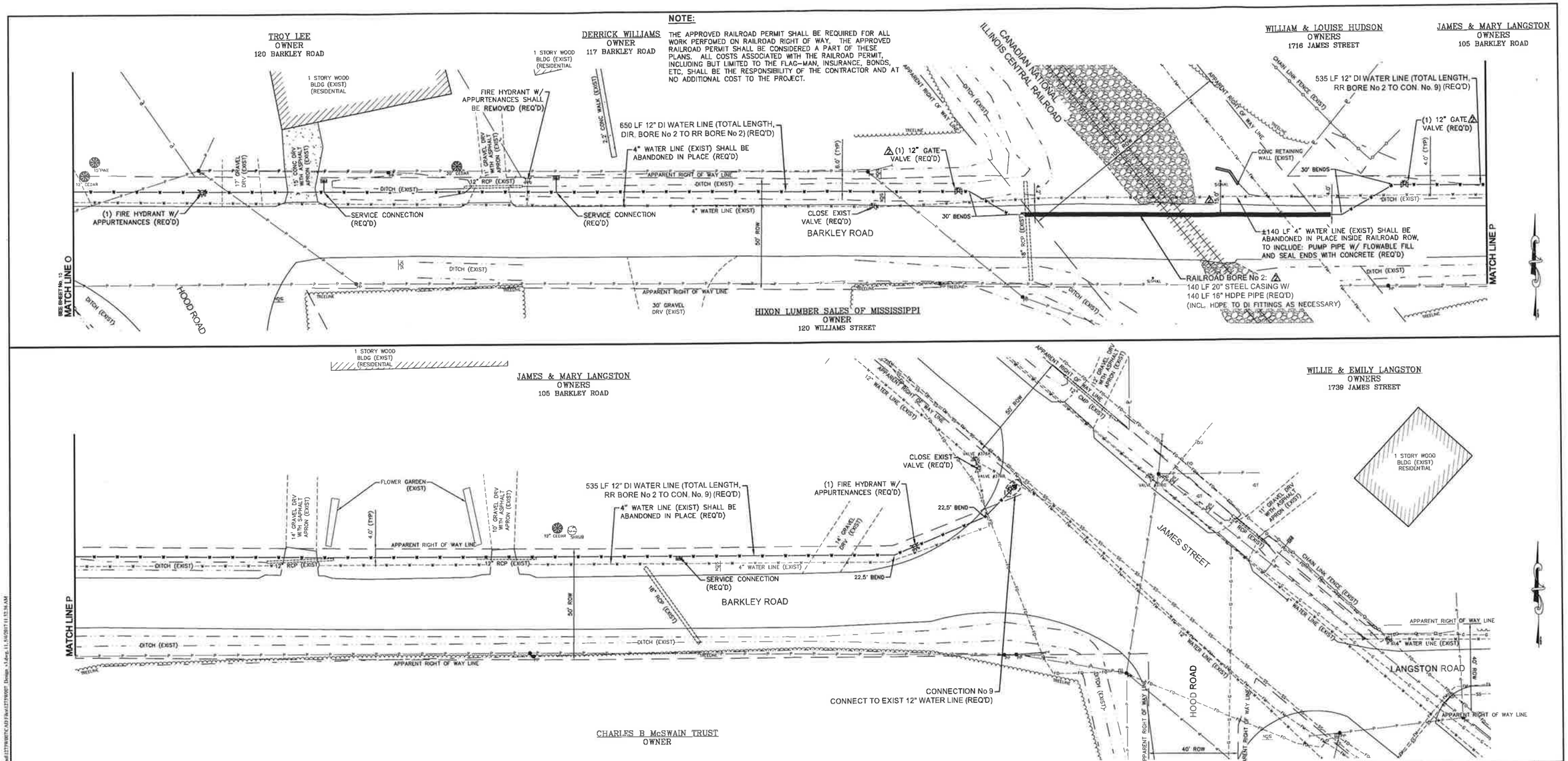

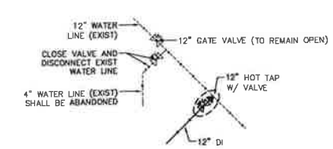

CONNECTION No 9 DETAIL
NOT TO SCALE

NO.	DATE	DESCRIPTION	BY
2	05/02/17	REVISED WATER LINE LOCATION	RES
1	03/14/17	REVISED WATER LINE LOCATION	RES

BARKLEY ROAD – PLAN

COMPREHENSIVE WATER IMPROVEMENTS – PHASE II
CITY OF HATTIESBURG
FORREST COUNTY, MISSISSIPPI

sdw Engineering Progress
301 Second Ave. | Hattiesburg, MS 39401 | (p) 601.544.3921 | (f) 601.544.0501 | sdw.com

Drawn by: RES	Checked by: KDW
Date: 01-16-2015	Scale: 1" = 20'
Drawing No.: 1273-W007	Sheet No. 11

SITE 2

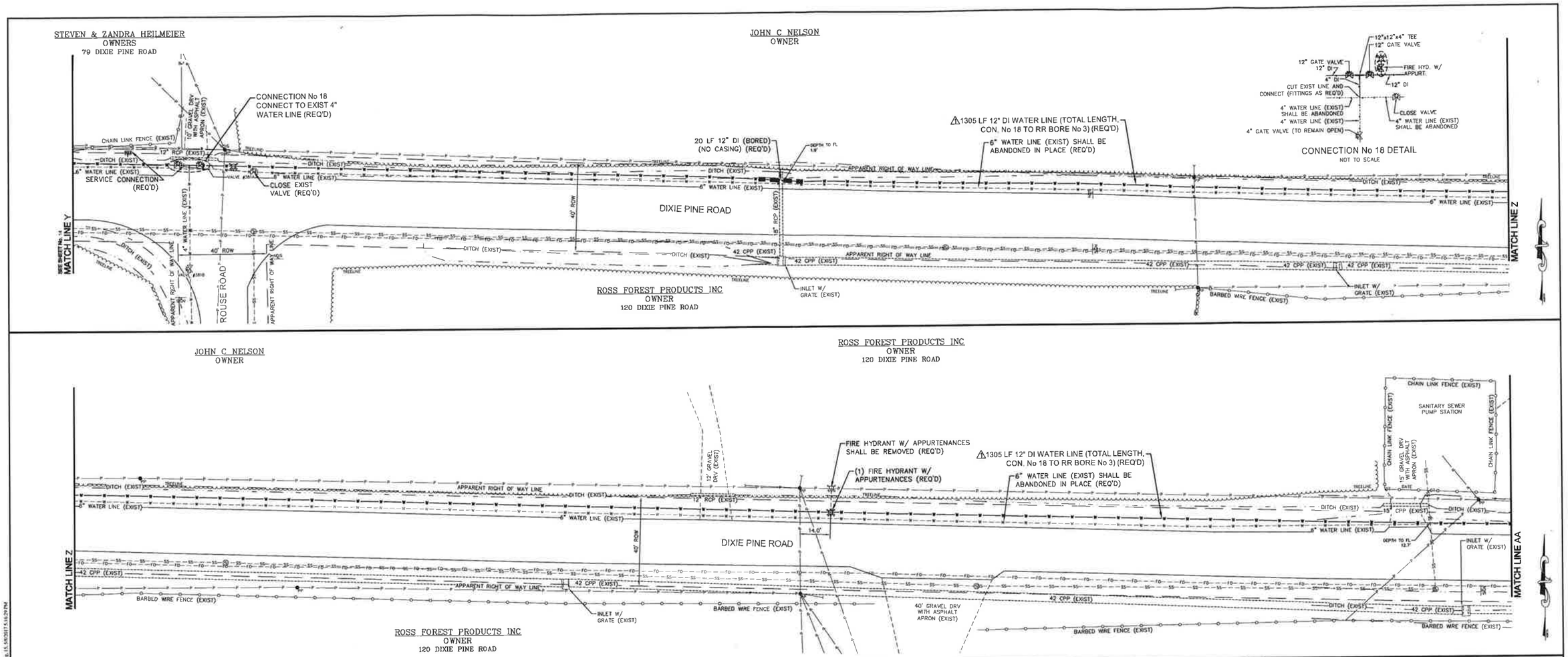

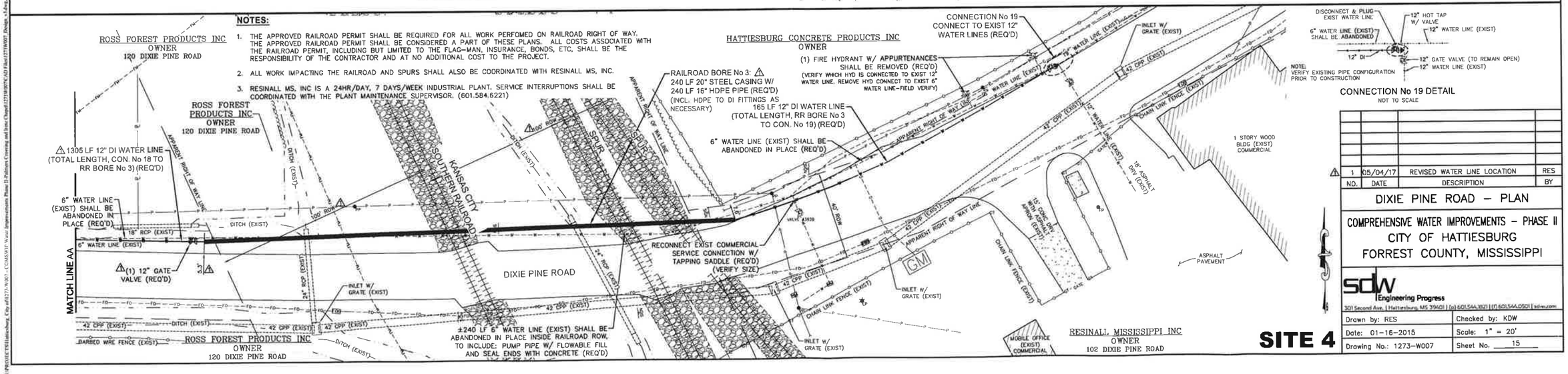

NO.	DATE	DESCRIPTION	BY
1	05/04/17	REVISED WATER LINE LOCATION	RES

DIXIE PINE ROAD – PLAN

COMPREHENSIVE WATER IMPROVEMENTS – PHASE II
CITY OF HATTIESBURG
FORREST COUNTY, MISSISSIPPI

sdw Engineering Progress
301 Second Ave. | Hattiesburg, MS 39401 | (p) 601.544.3921 | (f) 601.544.0501 | sdw-eng.com

Drawn by: RES	Checked by: KDW
Date: 01-16-2015	Scale: 1" = 20'
Drawing No.: 1273-W007	Sheet No. 15

SITE 4

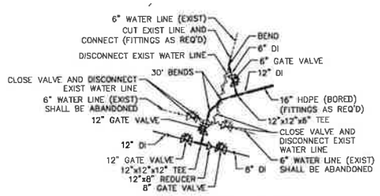

CONNECTION No 29 DETAIL
NOT TO SCALE

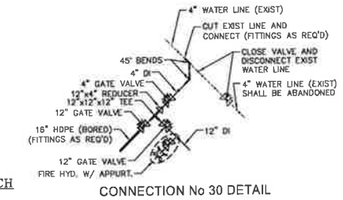

CONNECTION No 30 DETAIL
NOT TO SCALE

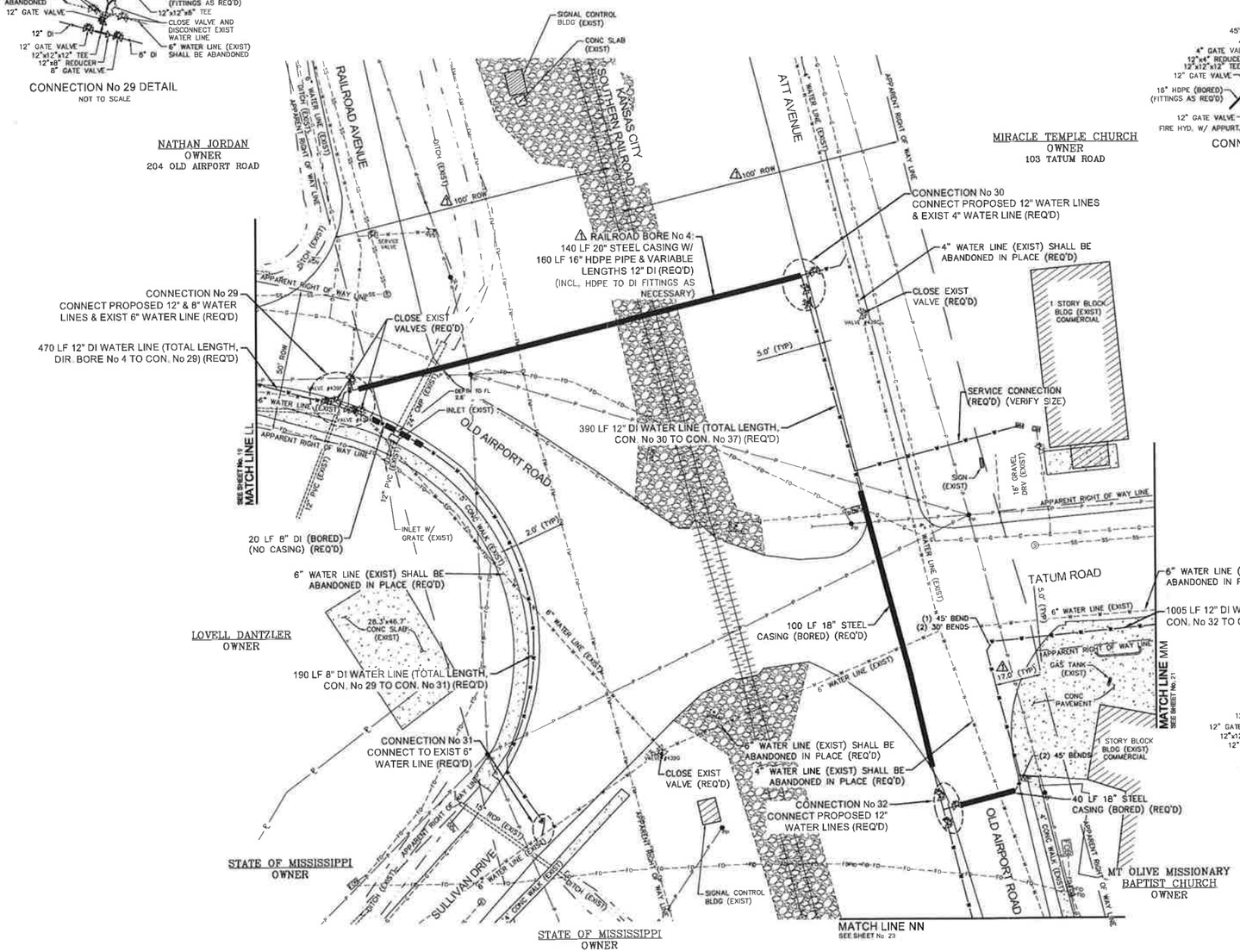

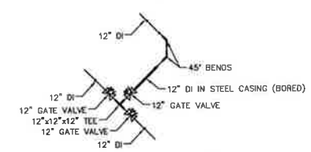

CONNECTION No 32 DETAIL
NOT TO SCALE

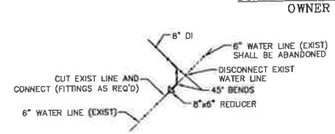

CONNECTION No 31 DETAIL
NOT TO SCALE

NOTES:

1. THE APPROVED RAILROAD PERMIT SHALL BE REQUIRED FOR ALL WORK PERFOMED ON RAILROAD RIGHT OF WAY. THE APPROVED RAILROAD PERMIT SHALL BE CONSIDERED A PART OF THESE PLANS. ALL COSTS ASSOCIATED WITH THE RAILROAD PERMIT, INCLUDING BUT LIMITED TO THE FLAG-MAN, INSURANCE, BONDS, ETC, SHALL BE THE RESPONSIBILITY OF THE CONTRACTOR AND AT NO ADDITIONAL COST TO THE PROJECT.
2. ALL WATER LINE SHOWN TO BE ABANDONED INSIDE THE RAILROAD RIGHT OF WAY SHALL BE ABANDONED AS FOLLOWS: PUMP PIPE W/ FLOWABLE FILL AND SEAL ENDS WITH CONCRETE (REQ'D)

NO.	DATE	DESCRIPTION	BY
1	05/04/17	REVISED WATER LINE LOCATION	RES

OLD AIRPORT ROAD – PLAN

COMPREHENSIVE WATER IMPROVEMENTS – PHASE II
CITY OF HATTIESBURG
FORREST COUNTY, MISSISSIPPI

sdw Engineering Progress
301 Second Ave. | Hattiesburg, MS 39401 | (o) 601.544.1021 | (f) 601.544.0501 | sdw.com

Drawn by: RES	Checked by: KDW
Date: 01-16-2015	Scale: 1" = 20'
Drawing No.: 1273-W007	Sheet No. 20

SITE 6

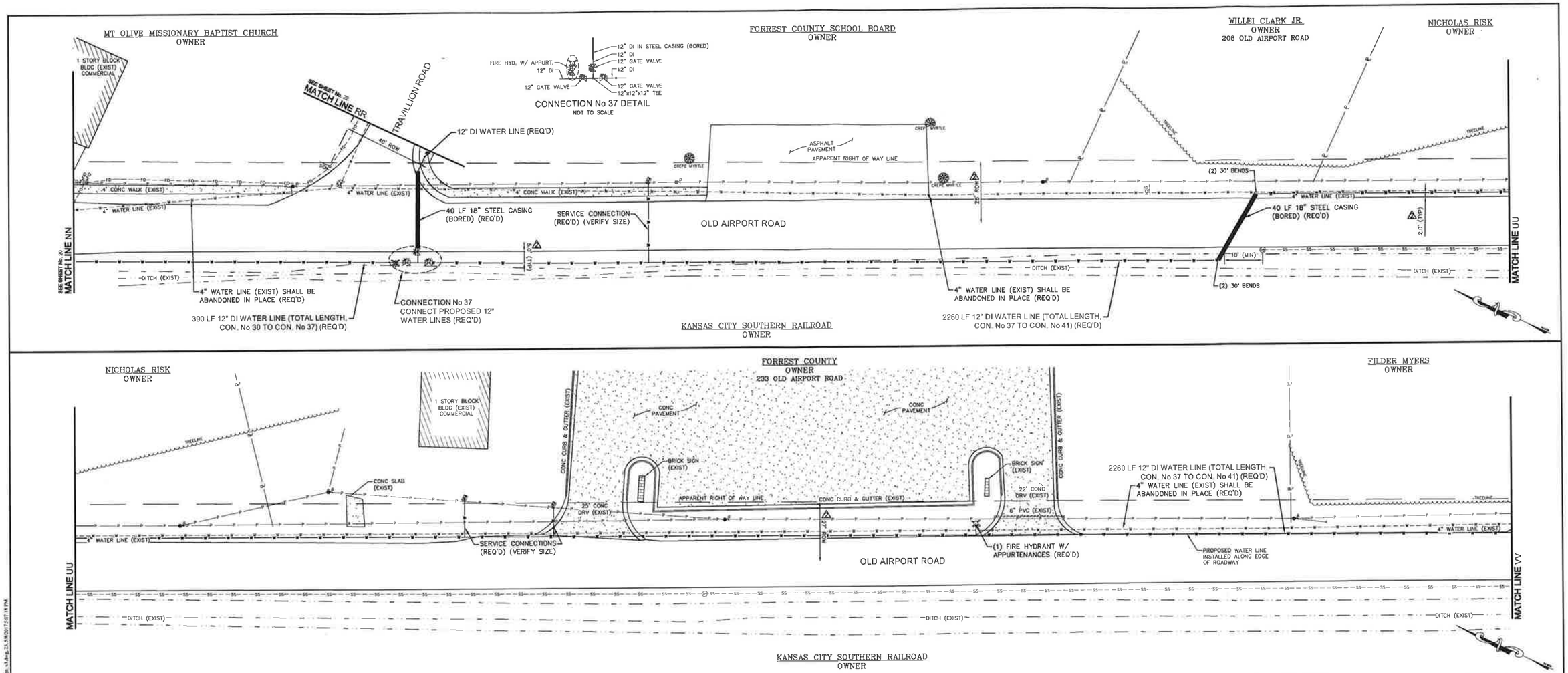

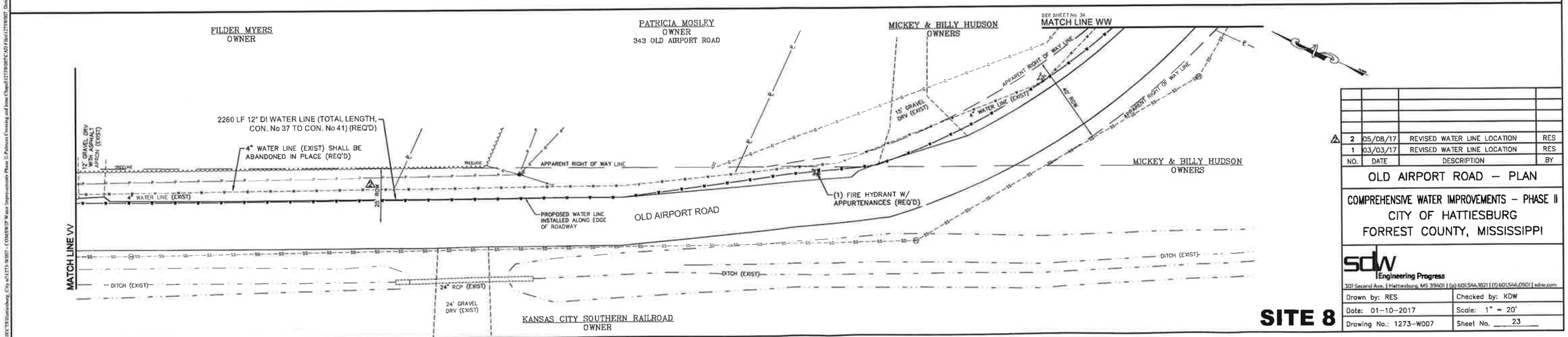

NO.	DATE	DESCRIPTION	BY
2	05/08/17	REVISED WATER LINE LOCATION	RES
1	03/03/17	REVISED WATER LINE LOCATION	RES

OLD AIRPORT ROAD – PLAN

COMPREHENSIVE WATER IMPROVEMENTS – PHASE II
CITY OF HATTIESBURG
FORREST COUNTY, MISSISSIPPI

sdw Engineering Progress
301 Second Ave. | Hattiesburg, MS 39401 | (p) 601.544.1821 | (f) 601.544.0501 | sdw.com

Drawn by: RES	Checked by: KDW
Date: 01-10-2017	Scale: 1" = 20'
Drawing No.: 1273-W007	Sheet No. 23

SITE 8

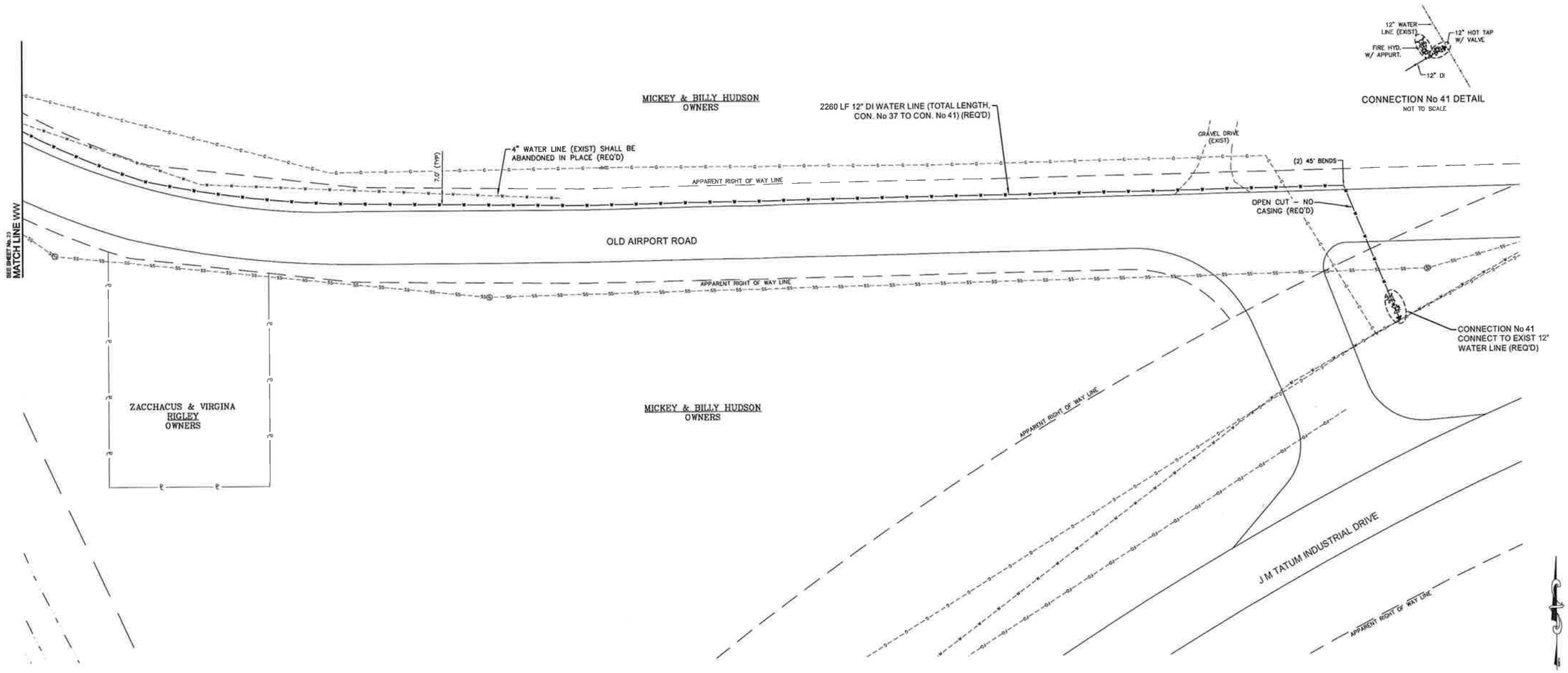

NO.	DATE	DESCRIPTION	BY
1	03/03/17	REVISED WATER LINE LOCATION	RES

JM TATUM INDUSTRIAL DRIVE – PLAN

COMPREHENSIVE WATER IMPROVEMENTS – PHASE II
CITY OF HATTIESBURG
FORREST COUNTY, MISSISSIPPI

sdw Engineering Progress
301 Second Ave. | Hattiesburg, MS 39401 | (o) 601.544.3921 | (f) 601.544.0501 | sdw-eng.com

Drawn by: RES	Checked by: KDW
Date: 01-16-2015	Scale: 1" = 20'
Drawing No.: 1273-W007	Sheet No. 24

SITE 8

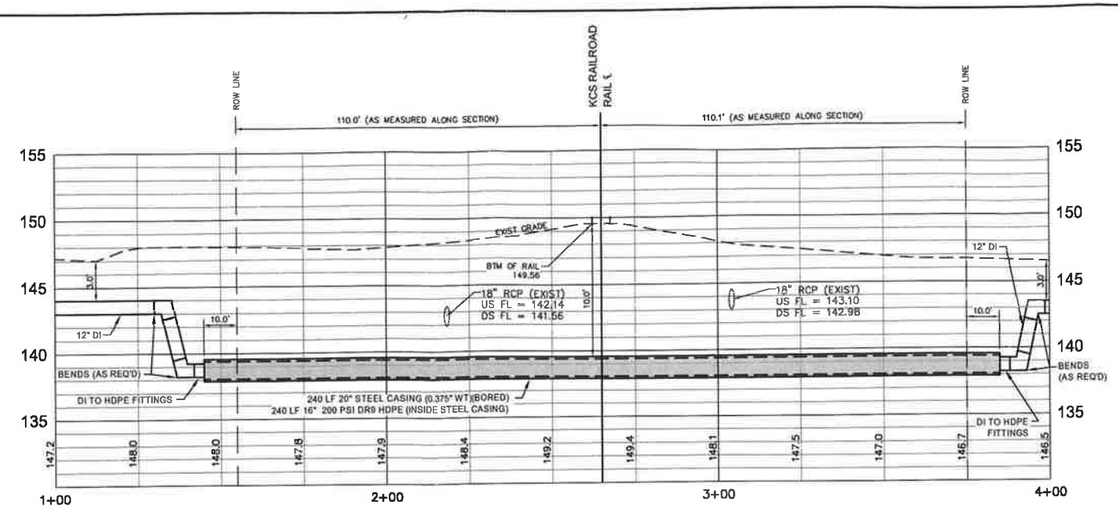

CROSS SECTION - RAILROAD BORE No. 1 ⚠

KANSAS CITY SOUTHERN RAILROAD AT BARKLEY ROAD

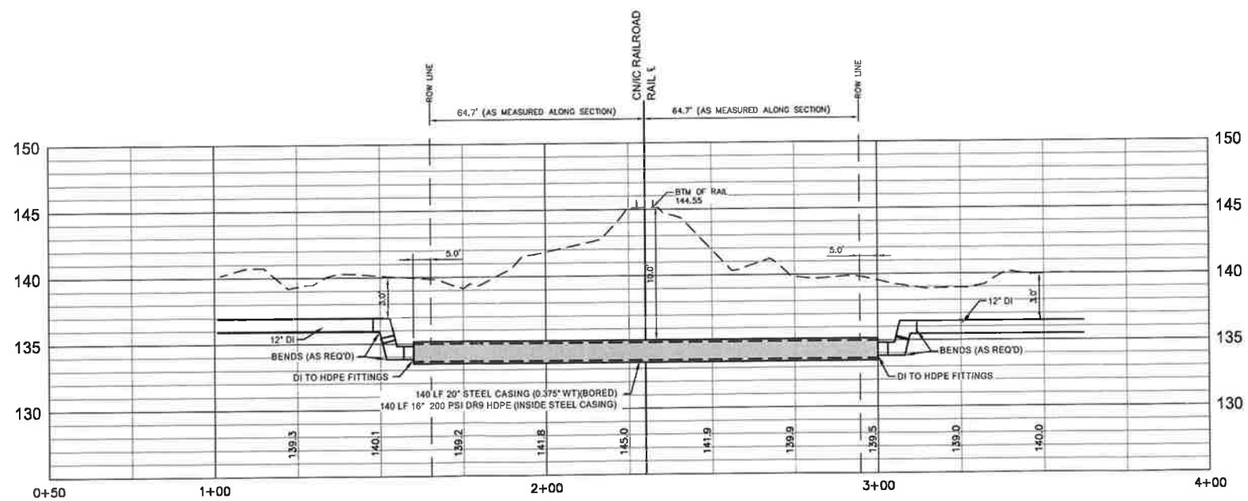

CROSS SECTION - RAILROAD BORE No. 2 ⚠

CANADIAN NATION/ILLINOIS CENTRAL RAILROAD AT BARKLEY ROAD

NO.	DATE	DESCRIPTION	BY
⚠ 1	05/08/17	REVISED SECTION	RES

RAILROAD BORE CROSS SECTIONS

COMPREHENSIVE WATER IMPROVEMENTS – PHASE II
CITY OF HATTIESBURG
FORREST COUNTY, MISSISSIPPI

sdw Engineering Progress
301 Second Ave. | Hattiesburg, MS 39401 | (p) 601.544.1821 | (f) 601.544.0501 | sdw.com

Drawn by: RES	Checked by: KDW
Date: 01-16-2015	Scale: 1"=20' H, 1"=5' V
Drawing No.: 1273-W007	Sheet No. 25

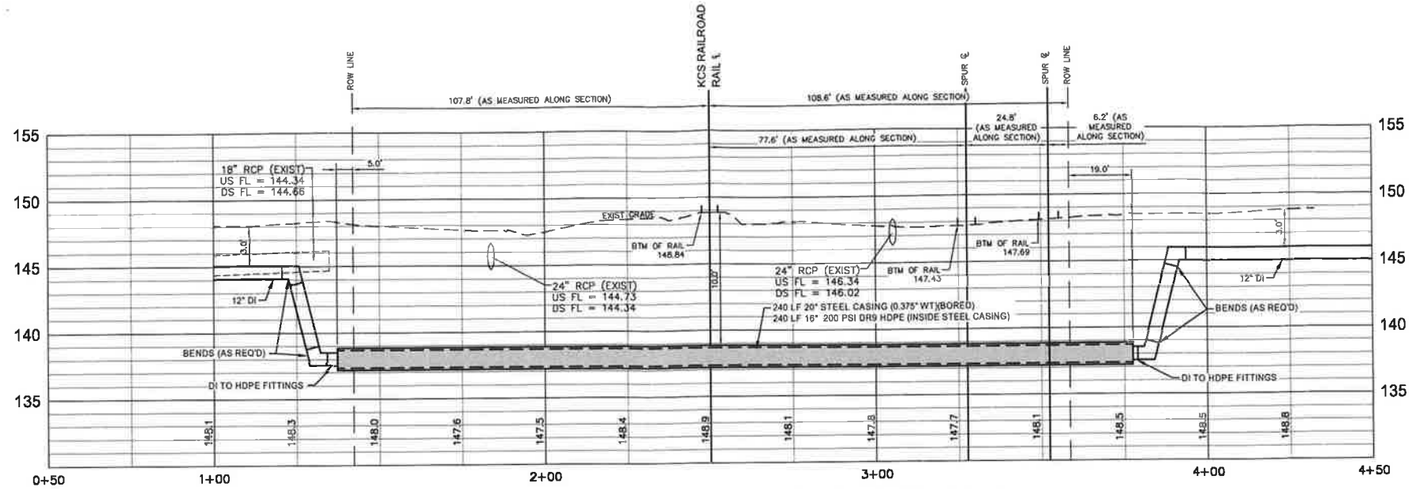

CROSS SECTION - RAILROAD BORE No. 3 △1

KANSAS CITY SOUTHERN RAILROAD AT DIXIE PINE ROAD

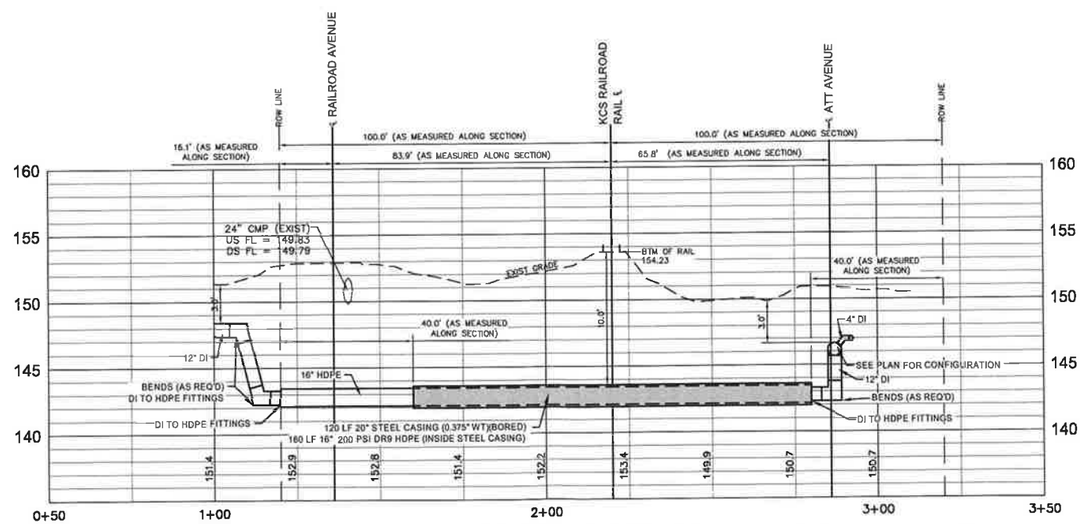

CROSS SECTION - RAILROAD BORE No. 4 △1

KANSAS CITY SOUTHERN RAILROAD AT OLD AIRPORT ROAD

NO.	DATE	DESCRIPTION	BY
1	05/08/17	REVISED SECTION	RES

RAILROAD BORE CROSS SECTIONS

COMPREHENSIVE WATER IMPROVEMENTS – PHASE II
CITY OF HATTIESBURG
FORREST COUNTY, MISSISSIPPI

sdw Engineering Progress
301 Second Ave. | Hattiesburg, MS 39401 | (p) 601.544.1921 | (f) 601.544.0501 | sdw.com

Drawn by: RES	Checked by: KDW
Date: 01-16-2015	Scale: 1"=20' H, 1"=5' V
Drawing No.: 1273-W007	Sheet No. 26

ADDENDUM No. 5
to the
CONTRACT DOCUMENTS and SPECIFICATIONS
for the
COMSWIP WATER IMPROVEMENTS - PHASE II PALMERS CROSSING AND IRENE CHAPEL AREAS
CITY of HATTIESBURG

The following attached modifications are to be made to the specifications and contract documents for the above captioned project:

CHANGE No. 1 - The bid date of the project is changed to July 20, 2017. Bid time, location, etc. shall remain unchanged.

SHOWS, DEARMAN & WAITS, INC.

by: _____
Kyle Wallace, P.E.
6/30/17

CITY OF HATTIESBURG

by: _____
Kermas Eaton, City Clerk

Dated this 30th day of June, 2017.

The receipt of this Addendum shall be indicated by signature on the line below.
A signed copy of the Addendum shall accompany the Bid Proposal.

Contractor: L. B. Developers, Inc.

Signature: _____

Title: P.M.

ADDENDUM No. 4
to the
CONTRACT DOCUMENTS and SPECIFICATIONS
for the
COMSWIP WATER IMPROVEMENTS - PHASE II PALMERS CROSSING AND IRENE CHAPEL AREAS
CITY of HATTIESBURG

The following attached modifications are to be made to the specifications and contract documents for the above captioned project:

CHANGE No. 1 - The bid date of the project is changed to July 6, 2017. Bid time, location, etc. shall remain unchanged.

SHOWS, DEARMAN & WAITS, INC.

by: _____
Kyle Wallace, P.E.

REGISTERED PROFESSIONAL ENGINEER 12693 STATE OF MISSISSIPPI

Dated this 19th day of June, 2017.

CITY OF HATTIESBURG

by: _____
Kermas Eaton, City Clerk

The receipt of this Addendum shall be indicated by signature on the line below.
A signed copy of the Addendum shall accompany the Bid Proposal.

Contractor: C.B. Developers, Inc.

Signature: _____

Title: P.M.

ADDENDUM No. 3
to the
CONTRACT DOCUMENTS and SPECIFICATIONS
for the
COMSWIP WATER IMPROVEMENTS - PHASE II PALMERS CROSSING AND IRENE CHAPEL AREAS
CITY of HATTIESBURG

The following attached modifications are to be made to the specifications and contract documents for the above captioned project:

CHANGE No. 1 - The bid date of the project is changed to June 22, 2017. Bid time, location, etc. shall remain unchanged.

SHOWS, DEARMAN & WAITS, INC.

by: _____
Kyle Wallace, P.E.

KYLE D. WALLACE
REGISTERED PROFESSIONAL ENGINEER
12693
STATE OF MISSISSIPPI

Dated this 5th day of June, 2017.

CITY OF HATTIESBURG

by: _____
Kermas Eaton, City Clerk

The receipt of this Addendum shall be indicated by signature on the line below.
A signed copy of the Addendum shall accompany the Bid Proposal.

Contractor: L. B. Developers, Inc.

Signature: _____

Title: P.M.

ADDENDUM No. 2
to the
CONTRACT DOCUMENTS and SPECIFICATIONS
for the
COMSWIP WATER IMPROVEMENTS - PHASE II PALMERS CROSSING AND IRENE CHAPEL AREAS
CITY of HATTIESBURG

The following attached modifications are to be made to the specifications and contract documents for the above captioned project:

CHANGE No. 1 - The bid date of the project is changed to June 8, 2017. Bid time, location, etc. shall remain unchanged.

SHOWS, DEARMAN & WAITS, INC.

by: _____
Kyle Wallace, P.E.

KYLE D. WALLACE REGISTERED PROFESSIONAL ENGINEER 12693 5/22/17 STATE OF MISSISSIPPI

CITY OF HATTIESBURG

by: _____
Kermas Eaton, City Clerk

Dated this 22th day of May, 2017.

The receipt of this Addendum shall be indicated by signature on the line below.
A signed copy of the Addendum shall accompany the Bid Proposal.

Contractor: L. B. Developers, Inc.

Signature: _____

Title: P.M.

ADDENDUM No. 1
to the
CONTRACT DOCUMENTS and SPECIFICATIONS
for the
COMSWIP WATER IMPROVEMENTS - PHASE II PALMERS CROSSING AND IRENE CHAPEL AREAS
CITY of HATTIESBURG

The following attached modifications are to be made to the specifications and contract documents for the above captioned project:

CHANGE No. 1 - The bid date of the project is changed to May 25, 2017. Bid time, location, etc. shall remain unchanged.

SHOWS, DEARMAN & WAITS, INC.

by: _____
Kyle Wallace, P.E.

Dated this 8th day of May, 2017.

CITY OF HATTIESBURG

by: _____
Kermas Eaton, City Clerk

The receipt of this Addendum shall be indicated by signature on the line below.
A signed copy of the Addendum shall accompany the Bid Proposal.

Contractor: C. B. Developers, Inc.

Signature: _____

Title: P.M

SPECIFICATIONS AND CONTRACT DOCUMENTS

FOR

COMPREHENSIVE WATER IMPROVEMENTS PHASE II
PALMERS CROSSING AND IRENE CHAPEL

FOR THE

CITY OF HATTIESBURG
FORREST COUNTY
MISSISSIPPI

JANUARY 2017

Engineering Progress

PREPARED BY:

SHOWS, DEARMAN & WAITS, INC.
CONSULTING ENGINEERS
301 SECOND AVENUE
HATTIESBURG, MISSISSIPPI
(601) 544-1821

INDEX

ADVERTISEMENTS FOR BIDS..... 1

INFORMATION FOR BIDDERS..... 2-4

PROPOSAL FORM..... 5-9

BID BOND..... 10-11

CONTRACT AGREEMENT..... 12-14

PAYMENT & PERFORMANCE BOND..... 15-16

NOTICE OF AWARD..... 17

NOTICE TO PROCEED..... 18

GENERAL CONDITIONS..... 19-56

MEASUREMENT AND PAYMENT..... 57-60

TECHNICAL SPECIFICATIONS:

Water Systems..... 61-79
Restoration of Roads, Driveways, Fences, Lawns & Other Grassed Areas..... 80-84
Seeding and Sodding..... 85-89
Fire Hydrant..... 90-92

1/30/17

ADVERTISEMENT FOR BIDS

NOTICE is hereby given that the City Clerk of the City of Hattiesburg, Mississippi, will receive sealed bids until 10:00 a.m. on May 11, 2017 in the City Clerk's Office in the City Hall at 200 Forrest Street of said City for furnishing the City's requirements for the following:

COMPREHENSIVE WATER IMPROVEMENTS PHASE II
PALMERS CROSSING AND IRENE CHAPEL
HATTIESBURG, MISSISSIPPI

Plans, Specifications and proposal forms may be obtained from Shows, Dearman & Waits, Inc., 301 Second Avenue, Hattiesburg, Mississippi, 39401, upon deposit of $150.00, non-refundable. All bids must be accompanied by bid security equal to 5% of the amount of the bid, in the form of a certified check, cashier's check or a bid bond written by a company properly licensed in Mississippi.

Each BID must be received in a sealed envelope which is marked in the lower left-hand corner EXACTLY as follows:
BID:

COMPREHENSIVE WATER IMPROVEMENTS PHASE II
PALMERS CROSSING AND IRENE CHAPEL
HATTIESBURG, MISSISSIPPI

No bid may be withdrawn for a period of sixty (60) days. The lowest and best proposal received will be accepted, subject to the provisions of Section 31-7-13 of the Mississippi Code of 1972, Annotated and Amended, and other applicable State law; but the Council reserves the right to reject any or all proposals received and to waive informalities.

PUBLISHED by Order of the Council on the ____ day of_____A.D., 2017.

CITY OF HATTIESBURG, MISSISSIPPI

BY: _____
Kermas Eaton, City Clerk

Publish on March 31, 2017 and April 7, 2017
City of Hattiesburg
Return PROOF to City Clerk's Office
PO Box 1898
Hattiesburg, MS 39403-1898

INFORMATION FOR BIDDERS

BIDS will be received by the CITY OF HATTIESBURG, MISSISSIPPI herein called the "OWNER", at City Hall until 10:00 a.m. on May 11, 2017, and then at said office publicly opened and read aloud.

Each BID must be submitted in sealed envelope, addressed to City of Hattiesburg. Each sealed envelope containing a BID must be plainly marked on the outside as BID for **COMPREHENSIVE WATER IMPROVEMENTS PHASE II PALMERS CROSSING AND IRENE CHAPEL** and the envelope should bear on the outside the BIDDER'S name, address, and license number if applicable, and the name of the project for which the bid is submitted. If forwarded by mail, the sealed addressed to the Owner at P. O. Box 1898, Hattiesburg, MS 39403

All BIDS must be made on the required BID form. All blank spaces for BID prices must be filled in, in ink or typewritten, and the BID form must be completed and executed when submitted. Only one copy of the BID form is required.

The OWNER may waive any informalities or minor defects or reject any and all BIDS. Any BID may be withdrawn prior to the above scheduled time for the opening of BIDS or authorized postponement thereof. Any BID received after the time and date specified shall not be considered. No BIDDER may withdraw a BID within 60 days after the actual date of the opening thereof. Should there be reasons why the contract cannot be awarded within the specified period; the time may be extended by mutual agreement between the OWNER and the BIDDER.

BIDDERS must satisfy themselves of the accuracy of the estimated quantities in the BID Schedule by examination of the site and a review of the drawings and specifications including ADDENDA. After BIDS have been submitted, the BIDDER shall not assert that there was a misunderstanding concerning the quantities of WORK or of the nature of the WORK to be done.

The OWNER shall provide to BIDDERS prior to BIDDING, all information which is pertinent to, and delineates and describes, the land owned and rights-of-way acquired or to be acquired.

The CONTRACT DOCUMENTS contain the provisions required for the construction of the PROJECT. Information obtained from an officer, agent, or employee of the OWNER or any other person shall not affect the risks or obligations assumed by the CONTRACTOR or relieve him from fulfilling any of the conditions of the contract.

Each BID must be accompanied by a BID BOND payable to the OWNER for five percent (5%) of the total amount of the BID. As soon as the BID prices have been compared, the OWNER will return the BONDS of all except the three lowest responsive, responsible

BIDDERS. When the Agreement is executed the BONDS of the two remaining unsuccessful BIDDERS will be returned. The BID BOND of the successful BIDDER will be retained until the PAYMENT BOND and PERFORMANCE BOND have been executed and approved, after which it will be returned. A certified check may be used in lieu of a BID BOND.

A PERFORMANCE BOND and a PAYMENT BOND, each in the amount of 100 percent (100%) of the CONTRACT PRICE, with a corporate surety approved by the OWNER, will be required for the faithful performance of the contract.

Attorneys-in-fact who sign BID BONDS or PAYMENT BONDS and PERFORMANCE BONDS must file with each BOND a certified and effective dated copy of their Power of Attorney.

The party to whom the contract is awarded will be required to execute the Agreement and obtain the PERFORMANCE BOND and PAYMENT BOND within ten (10) calendar days from the date when NOTICE OF AWARD shall be accompanied by the necessary Agreement and BOND forms. In case of failure of the BIDDER to execute the Agreement, the OWNER may consider the BIDDER in default, in which case the BID BOND accompanying the proposal shall become the property of the OWNER.

The OWNER within ten (10) days of receipt of acceptable PERFORMANCE BOND, PAYMENT BOND and Agreement signed by the party to whom the Agreement was awarded, shall sign the Agreement and return to such party an executed duplicate of the Agreement. Should the OWNER not execute the Agreement within such period, the BIDDER may by WRITTEN NOTICE withdraw the signed Agreement. Such notice of withdrawal shall be effective upon receipt of the notice by the OWNER.

The NOTICE TO PROCEED shall be issued within ten (10) days of the execution of the Agreement by the OWNER. Should there be reasons why the NOTICE TO PROCEED cannot be issued within such period; the time may be extended by mutual agreement between the OWNER and CONTRACTOR. If the NOTICE TO PROCEED has not been issued within the ten (10) day period or within the period mutually agreed upon, the CONTRACTOR may terminate the Agreement without further liability on the part of either party.

The OWNER may make such investigations as deemed necessary to determine the ability of the BIDDER to perform the WORK, and the BIDDER shall furnish to the OWNER all such information and data for this purpose as the OWNER may request. The OWNER reserves the right to reject any BID if the evidence submitted by, or investigation of, such BIDDER fails to satisfy the OWNER that such BIDDER is properly qualified to carry out the obligations of the Agreement and to complete the WORK contemplated therein.

A conditional or qualified BID will not be accepted.

Award will be made to the lowest responsible BIDDER.

All applicable Laws, ordinances, and the rules and regulations of all authorities having jurisdiction over construction of the PROJECT shall apply to the contract throughout.

Each BIDDER is responsible for inspecting the site and for reading and being thoroughly familiar with the CONTRACT DOCUMENTS. The failure or omission of any BIDDER to do any of the foregoing shall in no way relieve any BIDDER from any obligation in respect to his BID.

FURTHER, the BIDDER agrees to abide by the requirements under Executive Order No. 11246, as amended, including specifically the provisions of the equal opportunity clause set forth in the SUPPLEMENTAL GENERAL CONDITIONS.

The low BIDDER shall supply the names and addresses of major material SUPPLIERS and SUBCONTRACTORS when required to do so by the OWNER.

The ENGINEER is SHOWS, DEARMAN & WAITS, INC. The address of the ENGINEER is 301 2nd Avenue, Hattiesburg, MS 39401.

PROPOSAL FORM

I (we) agree to begin work within (10) calendar days after the issuance of Work Order, and to complete the work within 180 calendar days thereafter. The undersigned further agrees that the unit bid price quoted includes all items of work required or necessary for the accomplishment of the projected work. BIDDERS agree to perform all the work described in the CONTRACT DOCUMENTS for the following unit bid prices:

Proposal					
Comprehensive Water Improvements - Phase II					
Palmers Crossing and Irene Chapel Areas - City of Hattiesburg					
Item	Description	Unit	Quantity	Unit Price	Extension
	Water Pipe Items				
1	4" Class 350 Ductile Iron Water Pipe (Open Cut)	Lin. Ft.	260		
2	6" Class 350 Ductile Iron Water Pipe (Open Cut)	Lin. Ft.	280		
3	8" Class 350 Ductile Iron Water Pipe (Open Cut)	Lin. Ft.	590		
4	12" Class 350 Ductile Iron Water Pipe (Open Cut)	Lin. Ft.	27,159		
5	12" Class 350 Ductile Iron Water Pipe (Bored - No Casing)	Lin. Ft.	1,090		
6	16" 200 PSI, DR9, HDPE (Open Cut) (Incl. adapter fittings)	Lin. Ft.	620		
7	16" 200 PSI, DR9, HDPE (Direction Bore) (Incl. adapter fittings)	Lin. Ft.	460		
	Casing Items				
8	18" Steel Casing, 0.25" WT (Open Cut)	Lin. Ft.	20		
9	14" Steel Casing, 0.25" WT (Bored)	Lin. Ft.	40		
10	18" Steel Casing, 0.25" WT (Bored)	Lin. Ft.	610		
11	20" Steel Casing, 0.375" WT (Bored - Railroad)	Lin. Ft.	580		

	Connection Items				
12	Connection: Proposed 12" to Existing 12" (Straight Connection w/ fittings)	Each	2		
13	Connection: Proposed 12" to Existing 12" (Hot Tap w/ Valve Assembly & other fittings)	Each	3		
14	Connection: Proposed 12" to Proposed 12" (Tee & other fittings)	Each	5		
15	Connection: Proposed 12" to Proposed 12" & 8" (Tee & other fittings)	Each	1		
16	Connection: Proposed 12" to Proposed 8" (Tee & other fittings)	Each	2		
17	Connection: Proposed 12" to Proposed 12" & Existing 8" & 6" (Tees & other fittings)	Each	1		
18	Connection: Proposed 12" to Proposed 12" & Existing 4" (Tee & other fittings)	Each	2		
19	Connection: Proposed 12" to Existing 6" (Tee & other fittings)	Each	10		
20	Connection: Proposed 12" to Existing 6" & 4" (Tees & other fittings)	Each	1		
21	Connection: Proposed 12" to Existing 6" & 4" (Cross & other fittings)	Each	1		
22	Connection: Proposed 12" to Existing 4" (Tee & other fittings)	Each	12		
23	Connection: Proposed 8" to Existing 12" (Hot Tap w/ Valve Assembly & other fittings)	Each	1		
24	Connection: Proposed 8" to Existing 6" (Tee & other fittings)	Each	1		
25	Connection: Proposed 8" to Existing 6" & 4" (Tees & other fittings)	Each	1		
	Valve Items				
26	4" Gate Valve	Each	9		
27	6" Gate Valve	Each	14		
28	8" Gate Valve	Each	4		
29	12" Gate Valve	Each	66		

	Fire Protection Items				
30	3 Way Fire Hydrant w/ Appurtenances (Incl. Tee, Valve, Hydrant, Brass Tag, Pipe, & other fittings)	Each	42		
31	6" Fire Suppression System Connection (Incl. Tee, Valve, Pipe, Disconnection of Existing System, Connection to Existing Fire System, etc.)	Each	1		
	Service Items				
32	Residential Service Tap (All Sizes) (Incl: Open Cut Service Tubing, Tapping Saddle, Corp Stop, etc)	Each	99		
33	Commercial Service Tap (All Sizes) (Incl: Open Cut Service Tubing, Tapping Saddle, Corp Stop, etc)	Each	17		
34	Service Tubing (Bored) (All Sizes)	LF	1,585		
35	Residential Meter (Incl: Meter, Meter Box, City Fees, etc)	Each	15		
	Removal Items				
36	Removal of Fire Hydrant and Appurtenances	Each	24		
37	Abandonment of Exist. Water Lines with flowable Fill	LF	600		
38	Remove and Reset Existing Storm Sewer Culverts (All Sizes)	Lump Sum	1		
	Miscellaneous Construction Items				
39	Select Fill Material (Class 9, Group C), LVM for Gravel Driveway Repair	CY	35		
40	Asphalt Pavement Repair (All Depths)	TON	450		
41	Concrete Pavement Repair (All Depths)	SY	338		
42	Concrete Curb and Gutter Repair (Match Existing in kind)	LF	25		
43	Temporary Erosion Control	Lump Sum	1		

44	Grassing	Lump Sum	1		
45	Maintenance of Traffic	Lump Sum	1		
46	Mobilization	Lump Sum	1		
				Project Total:	

Note: All materials and components shall be a product of the U.S.A.

The undersigned certifies that the bid prices contained herein have been carefully checked and is submitted as correct and final.

If within thirty (30) days of the scheduled closing time for receipt of bids, this Proposal is accepted, the undersigned will execute a formal contract within ten (10) days after official notification thereof, will deliver a surety bond for the faithful performance of this contract, and will complete the work within the time specified from the date of execution of the contract.

Respectfully Submitted,

L.B. Developers, Inc.

Name of Firm or Bidder

By: _____

1716 Evelyn Gandy Pkwy

Address Hattiesburg, MS 39401

City, State

BID BOND

KNOW ALL MEN BY THESE PRESENTS, that we, the undersigned, C.B. Developers, Inc. as Principal, and Arch Insurance Company as Surety, are hereby held and firmly bound unto City of Hattiesburg as Owner, in the penal sum of Five Percent of Amount Bid DOLLARS (5%) for the payment of which, well and truly to be made, we hereby jointly and severally bind ourselves, successors and assigns. Signed, this 20th day of July, 2017. The condition of the above obligation is such that whereas the Principal has submitted to City of Hattiesburg a certain BID, attached hereto and hereby made a part hereof to enter into a contract in writing for the Comprehensive Water Improvements- Phase II, Palmers Crossing and Irene Chapel

NOW, THEREFORE,

(a) If said BID shall be rejected, or

(b) If said BID shall be accepted and the Principal shall execute and deliver a contract in the Form of Contract attached hereto (properly completed in accordance with said BID) and shall furnish a BOND for his faithful performance of said contract, and for the payment of all persons performing labor or furnishing materials in connection therewith, and shall in all other respects perform the agreement created by the acceptance of said BID.

Then this obligation, shall be void, otherwise the same shall remain in force and effect; it being expressly understood and agreed that the liability of the Surety for any and all claims hereunder shall, in no event, exceed the panel amount of this obligation as herein stated.

The Surety, for value received, hereby stipulates and agrees that the obligations of said Surety and its BOND shall be in no way be impaired or affected by an extension of the time within which the OWNER may accept such BID; and said Surety does hereby waive notice of any such extension.

IN WITNESS WHEREOF, the Principal and the Surety have hereunto set their hands and seals, and such of them as are corporations have caused their corporate seals to be hereto affixed and these presents to be signed by their proper offices, the day and year first set forth above.

C.B. Developers, Inc.

By: _____ (L.S.)

(Principal)

Arch Insurance Company

(Surety)

By: _____

Brody Eric Buckley Attorney-in-Fact

Resident MS Agent/Bottrell Insurance

IMPORTANT: Surety companies executing BONDS must appear on the Treasury Department's most current list (Circular 570 as amended) and be authorized to transact business in the state where the project is located.

BID BOND

KNOW ALL MEN BY THESE PRESENTS: that we, the under signed, _____Principal, and _____as Surety, are hereby held and firmly bound unto_____as Owner in the penal sum of 5% (Five Percent) for payment of which, well and truly to be made, we hereby jointly and severally bind ourselves, successors and assigns.

Signed, this _____ day of _____, 20_____.

The Condition of the above obligation is such that whereas the Principal has submitted to a certain BID, attached hereto and hereby made a part hereof to enter into a contract in writing, for the following project:

COMPREHENSIVE WATER IMPROVEMENTS PHASE II
PALMERS CROSSING AND IRENE CHAPEL
HATTIESBURG, MISSISSIPPI

NOW, THEREFORE,

(a) If said BID shall be rejected, or

(b) If said BID shall be accepted and the Principal shall execute and deliver a contract in the Form of Contract attached hereto (properly completed in accordance with said BID) and shall furnish a BOND for his faithful performance of said contract, and for the payment of all persons performing labor or furnishing materials in connection therewith, and shall in all other respects perform the agreement created by the acceptance of said BID, then this obligation shall be void, otherwise the same shall remain in force and effect; it being expressly understood and agreed that the liability of the Surety for any and all claims hereunder shall, in no event, exceed the penal amount of this obligation as herein stated.

The Surety, for value received, hereby stipulates and agrees that the obligations of said Surety and its BOND shall be in no way impaired or affected by any extension of the time within which the OWNER may accept such BID; and said Surety does hereby waive notice of any such extension.

IN WITNESS WHEREOF, the Principal and the Surety have hereunto set their hands and seals, and such of them as are corporations have caused their corporate seals to be hereto affixed and these presents to be signed by their proper officers, the day and year set forth above.

_____ (L.S.)
PRINCIPAL

_____
SURETY

BY: _____

IMPORTANT: Surety companies executing BONDS must appear on the Treasure Department's most current line (Circular 570 as amended) and be authorized to transact business in the state where the project is located.

This Power of Attorney limits the acts of those named herein, and they have no authority to bind the Company except in the manner and to the extent herein stated. Not valid for Mortgage, Note, Loan, Letter of Credit, Bank Deposit, Currency Rate, Interest Rate or Residential Value Guarantees.

POWER OF ATTORNEY

Know All Persons By These Presents:

That the Arch Insurance Company, a corporation organized and existing under the laws of the State of Missouri, having its principal administrative office in Jersey City, New Jersey (hereinafter referred to as the "Company") does hereby appoint:

Brody Eric Buckley

its true and lawful Attorney(s)in-Fact, to make, execute, seal, and deliver from the date of issuance of this power for and on its behalf as surety, and as its act and deed:

Any and all bonds, undertakings, recognizances and other surety obligations.

Surety Bond Number: Bid Bond

Principal: C.B. Developers, Inc.

Obligee: City of Hattiesburg

This authority does not permit the same obligation to be split into two or more bonds in order to bring each such bond within the dollar limit of authority as set forth herein.

The execution of such bonds, undertakings, recognizances and other surety obligations in pursuance of these presents shall be as binding upon the said Company as fully and amply to all intents and purposes, as if the same had been duly executed and acknowledged by its regularly elected officers at its principal administrative office in Jersey City, New Jersey.

This Power of Attorney is executed by authority of resolutions adopted by unanimous consent of the Board of Directors of the Company on September 15, 2011, true and accurate copies of which are hereinafter set forth and are hereby certified to by the undersigned Secretary as being in full force and effect:

"VOTED, That the Chairman of the Board, the President, or the Executive Vice President, or any Senior Vice President, of the Surety Business Division, or their appointees designated in writing and filed with the Secretary, or the Secretary shall have the power and authority to appoint agents and attorneys-in-fact, and to authorize them subject to the limitations set forth in their respective powers of attorney, to execute on behalf of the Company, and attach the seal of the Company thereto, bonds, undertakings, recognizances and other surety obligations obligatory in the nature thereof, and any such officers of the Company may appoint agents for acceptance of process."

This Power of Attorney is signed, sealed and certified by facsimile under and by authority of the following resolution adopted by the unanimous consent of the Board of Directors of the Company on September 15, 2011:

VOTED, That the signature of the Chairman of the Board, the President, or the Executive Vice President, or any Senior Vice President, of the Surety Business Division, or their appointees designated in writing and filed with the Secretary, and the signature of the Secretary, the seal of the Company, and certifications by the Secretary, may be affixed by facsimile on any power of attorney or bond executed pursuant to the resolution adopted by the Board of Directors on September 15, 2011, and any such power so executed, sealed and certified with respect to any bond or undertaking to which it is attached, shall continue to be valid and binding upon the Company.

In Testimony Whereof, the Company has caused this instrument to be signed and its corporate seal to be affixed by their authorized officers, this 20th day of July, 2017.

Attested and Certified

Arch Insurance Company

Patrick K. Nails, Secretary

David M. Finkelstein, Executive Vice President

STATE OF PENNSYLVANIA SS

COUNTY OF PHILADELPHIA SS

I, Helen Szafran, a Notary Public, do hereby certify that Patrick K. Nails and David M. Finkelstein personally known to me to be the same persons whose names are respectively as Secretary and Executive Vice President of the Arch Insurance Company, a Corporation organized and existing under the laws of the State of Missouri, subscribed to the foregoing instrument, appeared before me this day in person and severally acknowledged that they being thereunto duly authorized signed, sealed with the corporate seal and delivered the said instrument as the free and voluntary act of said corporation and as their own free and voluntary acts for the uses and purposes therein set forth.

COMMONWEALTH OF PENNSYLVANIA
NOTARIAL SEAL
HELEN SZAFRAN, Notary Public
City of Philadelphia, Phila. County
My Commission Expires October 3, 2017

Helen Szafran, Notary Public
My commission expires 10/03/2017

CERTIFICATION

I, Patrick K. Nails, Secretary of the Arch Insurance Company, do hereby certify that the attached Power of Attorney dated July 20, 2017 on behalf of the person(s) as listed above is a true and correct copy and that the same has been in full force and effect since the date thereof and is in full force and effect on the date of this certificate; and I do further certify that the said David M. Finkelstein, who executed the Power of Attorney as Executive Vice President, was on the date of execution of the attached Power of Attorney the duly elected Executive Vice President of the Arch Insurance Company.

IN TESTIMONY WHEREOF, I have hereunto subscribed my name and affixed the corporate seal of the Arch Insurance Company on this 20th day of July, 2017.

Patrick K. Nails, Secretary

This Power of Attorney limits the acts of those named therein to the bonds and undertakings specifically named therein and they have no authority to bind the Company except in the manner and to the extent herein stated.

PLEASE SEND ALL CLAIM INQUIRIES R ELATING TO THIS BOND TO THE FOLLOWING ADDRESS:

Arch Insurance – Surety Division
3 Parkway, Suite 1500
Philadelphia, PA 19102

C. B. DEVELOPERS, INC.
938 OLD RIFLE RANGE RD.
PETAL, MS 39465

Ph 601-582-1600
Ph 601-583-0005
Fax 601-583-0009

cbdlpetal@msn.com

STATE OF MISSISSIPPI
FORREST COUNTY

RESOLUTION

BE IT RESOLVED THAT Mack Lister IS HEREBY AUTHORIZED, EMPOWERED AND DIRECTED TO EXECUTE FOR AND ON BEHALF OF C.B. Developers, Inc., a corporation, any and all bid and job specific documents including but not limited to price sheets, change orders, certification, addendum, contracts, agreements, and official letters .

C. B. DEVELOPERS, INC.

BY: SHERRY BRELAND
TITLE: PRESIDENT

C. B. DEVELOPERS, INC.

BY: CLIFF BRELAND
TITLE: VICE-PRESIDENT

I, Cliff Breland, as secretary of C. B. DEVELOPERS, INC. DO HEREBY CERTIFY THAT THE ABOVE RESOLUTION WAS DULY PROPOSED, ADOPTED, AND RESOLVED, DURING A SPECIAL MEETING OF C. B. DEVELOPERS, INC., A CORPORATION, ON THIS THE 18TH DAY OF June, 2012.

SECRETARY

CONTRACT AGREEMENT

THIS AGREEMENT made and entered into this ___day of_____, 20___ by and between C. B. Developers, Inc. hereinafter called the CONTRACTOR, **CITY OF HATTIESBURG** hereinafter called the OWNER, Witnesseth that the Contractor and the OWNER, for the consideration hereafter named and agrees as follows.

ARTICLE 1: SCOPE OF WORK

The Contractor agrees to furnish all tools, labor, equipment, materials, and supplies required to be furnished, and perform all work required under and in accordance with the plans entitled:

COMPREHENSIVE WATER IMPROVEMENTS PHASE II
PALMERS CROSSING AND IRENCE CHAPEL
MISCELLANEOUS CONNECTIONS

which are on file at the office of the OWNER, and the Specifications, Proposals, General and Special Conditions, attached hereto and made a part hereof as fully as though copied herein, under the direct supervision and to the entire satisfaction of the OWNER and in accordance with the Laws of the State of Mississippi.

ARTICLE 2: THE CONTRACT SUM

It is further agreed and understood by and between the parties hereunto that the OWNER agrees to pay and the Contractor agrees to accept full and final compensation for all work done under this agreement, the lump sum amount adjusted for variation of quantities at the unit prices named in the Proposal, which is hereto attached, such payment to be made in lawful money of the United States, at the time and in the manner hereinafter set forth.

ARTICLE 3: TIME OF COMPLETION

The Contractor agrees, for the consideration above expressed, to begin and complete the work within the time specified in the Proposal. If the Contractor fails to complete the work in the time specified, he shall pay the OWNER as **LIQUIDATED DAMAGES**, ascertained and agreed, and not in the nature of a penalty, the sum of **$ 350.00** for each day delayed, which shall be deducted from the final amount to be paid under the contract; provided that the extension of time with the waiver of liquidation damages may be granted as provided for in the Specifications.

ARTICLE 4: PROGRESS PAYMENTS

The owner agrees to make progress payments during the construction as provided herein as follows:

The ENGINEER will on or before the tenth (10th) day of each month make an estimate of the value of the work done, based on contract prices.

The OWNER agrees to pay the CONTRACTOR 100% of the value of the work done each month, less five percent (5%) RETAINAGE until final acceptance of the work has been made).

ARTICLE 5: ACCEPTANCE AND FINAL PAYMENT

Upon receipt of written notice that the work is ready for final acceptance and inspection, the Engineer shall promptly make such inspection, and when he finds the work acceptable under the contract, and the contract fully performed, he shall promptly issue a final certificate, over his own signature, stating that the work provided for in this Contract has been completed and is accepted by him under the terms and conditions thereof. Then, the entire balance shall be due the Contractor within sixty (60) days the date of said final acceptance.

Before issuance of final certificate, the Contractor shall submit evidence satisfactory to the ENGINEER that all payrolls, materials, bills, and other indebtedness connected with the work have been paid.

The making and acceptance of the final payment shall constitute a waiver of all claims by the OWNER, other than those arising from unsettled liens, from faulty work or materials appearing within one (1) year after payment, or claims previously made and still unsettled.

If, after the work has been substantially completed, full completion thereof is materially delayed through no fault of the Contractor, and the Engineer, so certifies, the OWNER shall, upon certificate of the Engineer and without terminating the Contract, make payment of the balance due for that portion of the work fully completed and accepted. Such payment shall be made under the terms and conditions governing final payment, except that it shall not constitute a waiver of claims.

ARTICLE 6: THE PERFORMANCE BOND

The Contractor agrees to furnish a bond, with an approved surety thereon guaranteeing the performance of this contract, in no less than one hundred percent (100%) of the amount of the Contract. Said Bond shall be conditioned on full and complete performance of the Contract, and for the payment of all labor and materials for a period

of one (1) year after completion. The Surety on said Bond shall be a surety company of financial resources satisfactory to the OWNER and authorized to do business in the State of Mississippi.

ARTICLE 7: INSURANCE

The Contractor agrees to also carry Public Liability Insurance, Property Damage Insurance, and Workman's Compensation Insurance in amounts as required by the Specifications.

IN WITNESS WHEREOF, the parties hereto have executed this Agreement the day and year first written above.

OWNERS:

City of Hattiesburg

SEAL

BY _____

Title _____ ATTEST _____

CONTRACTOR:

L. B. Developers, Inc.

SEAL

BY _____

Title Project Manager ATTEST _____

PAYMENT AND PERFORMANCE BOND

KNOW ALL MEN BY THESE PRESENTS: THAT WE, the Undersigned (hereinafter called the Principal), a corporation, partnership or individual duly unauthorized by law to do business as a construction contractor in the State of Mississippi, and Arch Insurance Company of (herein called the Surety), a corporation duly authorized to do a surety business under the laws of the State of Mississippi, are held and firmly bound unto City of Hattiesburg , (hereinafter called the Obligee), a Municipality existing under the laws of the State of Mississippi, in the penal sum of Dollars ($2,054,414.75) lawful money of the United States, for the payment of which well and truly to be made, the said Principal and the said Surety do hereby bind ourselves, our heirs, executors, administrators and assigns, jointly and severally, by these presents, as follows:

The Condition of this obligation is such that; whereas Principal by an instrument In writing attached here-to and bearing date of _____ has agreed with said Obligee to do all work necessary and to furnish labor, materials, tools, supplies and services to construct **COMPREHENSIVE WATER IMPROVEMENTS PHASE II PALMERS CROSSING AND IRENE CHAPEL** as shown on Plans and specified thereby in the Specifications, Proposal and other Contract Documents hereto attached.

NOW THEREFORE, if said Principal shall well and truly in good, sufficient and workmanlike manner, and to the satisfaction of Obligee perform and complete the work required, and shall defend, indemnify and save harmless said Obligee against all damages, claims, demands, expense and charge of every kind (including claims of patent infringement) arising out of injury or damage to persons or property by reason or arising from any act, omission or neglect of said Principal, his agent, servants or employees with relation to said work; and shall pay all cost, charges, rentals and expenses for labor, material, supplies and equipment and deliver the said improvement to Obligee completed and ready for occupancy or operation, and free from all liens, encumbrances or claims for labor, material or otherwise; and shall pay all other expenses lawfully chargeable to Obligee by reason of any default or neglect of the said Principal in the relation of said agreement and said work, then this obligation shall be void, otherwise to remain in full force and effect.

PROVIDED FURTHER, that the said surety for value received hereby stipulates and agrees that no charge, extension of time, alteration or addition to the terms of the Contract, or the work to be performed hereunder, or the Specifications accompanying the same, shall in any way affect its obligation on this bond and does hereby waive notice of any change, extension of time, alteration or addition to the terms of the Contract, or to the work, or to the Specifications.

PROVIDED FURTHER, that if Principal, his or its subcontractor or subcontractors fail to duly pay for any labor, materials, team hire, sustenance provisions or any other supplies or materials used or consumed by such Principal or his, their or its subcontractors in performance of the work contracted to be done, the Surety will pay the same in any amount not exceeding the sum specified in the bond, together with interest as provided by law.

IN WITNESS THEREOF: Said Principal and surety have hereunto set their hands and seals at _____ this _____ day of _____, 20__.

(SEAL)

C.B. Developers, Inc.
PRINCIPAL

WITNESSES:

1716 Evelyn Gandy Parkway, Suite 40, Hattiesburg, MS 39401
ADDRESS

Name of person executing for Principal

Project Manager
TITLE

Arch Insurance Company
SURETY

Harborside 3, 210 Hudson Street, Suite 300
Jersey City, NJ 07311-1107
ADDRESS

WITNESSES:

Peggy Jackson

Wes Price

Witness
TITLE

Name of person executing for Surety
Brody Eric Buckley/Attorney-in-Fact
Resident MS Agent/Bottrell Insurance
P.O. Box 1490
Jackson, MS 39215-1490

This Power of Attorney limits the acts of those named herein, and they have no authority to bind the Company except in the manner and to the extent herein stated. Not valid for Mortgage, Note, Loan, Letter of Credit, Bank Deposit, Currency Rate, Interest Rate or Residential Value Guarantees.

POWER OF ATTORNEY

Know All Persons By These Presents:

That the Arch Insurance Company, a corporation organized and existing under the laws of the State of Missouri, having its principal administrative office in Jersey City, New Jersey (hereinafter referred to as the "Company") does hereby appoint:

Brody Eric Buckley

its true and lawful Attorney(s)in-Fact, to make, execute, seal, and deliver from the date of issuance of this power for and on its behalf as surety, and as its act and deed:

Any and all bonds, undertakings, recognizances and other surety obligations.

Surety Bond Number: SU 1145477

Principal: C.B. Developers, Inc.

Obligee: City of Hattiesburg

This authority does not permit the same obligation to be split into two or more bonds in order to bring each such bond within the dollar limit of authority as set forth herein.

The execution of such bonds, undertakings, recognizances and other surety obligations in pursuance of these presents shall be as binding upon the said Company as fully and amply to all intents and purposes, as if the same had been duly executed and acknowledged by its regularly elected officers at its principal administrative office in Jersey City, New Jersey.

This Power of Attorney is executed by authority of resolutions adopted by unanimous consent of the Board of Directors of the Company on September 15, 2011, true and accurate copies of which are hereinafter set forth and are hereby certified to by the undersigned Secretary as being in full force and effect:

"VOTED, That the Chairman of the Board, the President, or the Executive Vice President, or any Senior Vice President, of the Surety Business Division, or their appointees designated in writing and filed with the Secretary, or the Secretary shall have the power and authority to appoint agents and attorneys-in-fact, and to authorize them subject to the limitations set forth in their respective powers of attorney, to execute on behalf of the Company, and attach the seal of the Company thereto, bonds, undertakings, recognizances and other surety obligations obligatory in the nature thereof, and any such officers of the Company may appoint agents for acceptance of process."

This Power of Attorney is signed, sealed and certified by facsimile under and by authority of the following resolution adopted by the unanimous consent of the Board of Directors of the Company on September 15, 2011:

VOTED, That the signature of the Chairman of the Board, the President, or the Executive Vice President, or any Senior Vice President, of the Surety Business Division, or their appointees designated in writing and filed with the Secretary, and the signature of the Secretary, the seal of the Company, and certifications by the Secretary, may be affixed by facsimile on any power of attorney or bond executed pursuant to the resolution adopted by the Board of Directors on September 15, 2011, and any such power so executed, sealed and certified with respect to any bond or undertaking to which it is attached, shall continue to be valid and binding upon the Company.

In Testimony Whereof, the Company has caused this instrument to be signed and its corporate seal to be affixed by their authorized officers, this _____ day of _____, 20____.

Attested and Certified

Arch Insurance Company

Patrick K. Nails, Secretary

David M. Finkelstein, Executive Vice President

STATE OF PENNSYLVANIA SS

COUNTY OF PHILADELPHIA SS

I, Helen Szafran, a Notary Public, do hereby certify that Patrick K. Nails and David M. Finkelstein personally known to me to be the same persons whose names are respectively as Secretary and Executive Vice President of the Arch Insurance Company, a Corporation organized and existing under the laws of the State of Missouri, subscribed to the foregoing instrument, appeared before me this day in person and severally acknowledged that they being thereunto duly authorized signed, sealed with the corporate seal and delivered the said instrument as the free and voluntary act of said corporation and as their own free and voluntary acts for the uses and purposes therein set forth.

COMMONWEALTH OF PENNSYLVANIA
NOTARIAL SEAL
HELEN SZAFRAN, Notary Public
City of Philadelphia, Phila. County
My Commission Expires October 3, 2017

Helen Szafran, Notary Public
My commission expires 10/03/2017

CERTIFICATION

I. Patrick K. Nails , Secretary of the Arch Insurance Company, do hereby certify that the attached Power of Attorney dated _____ on behalf of the person(s) as listed above is a true and correct copy and that the same has been in full force and effect since the date thereof and is in full force and effect on the date of this certificate; and I do further certify that the said David M. Finkelstein, who executed the Power of Attorney as Executive Vice President, was on the date of execution of the attached Power of Attorney the duly elected Executive Vice President of the Arch Insurance Company.

IN TESTIMONY WHEREOF, I have hereunto subscribed my name and affixed the corporate seal of the Arch Insurance Company on this _____day of _____, 20____.

Patrick K. Nails, Secretary

This Power of Attorney limits the acts of those named therein to the bonds and undertakings specifically named therein and they have no authority to bind the Company except in the manner and to the extent herein stated.

PLEASE SEND ALL CLAIM INQUIRIES R ELATING TO THIS BOND TO THE FOLLOWING ADDRESS:

Arch Insurance – Surety Division
3 Parkway, Suite 1500
Philadelphia, PA 19102

CBDEVEL-01 ACOOK

CERTIFICATE OF LIABILITY INSURANCE

DATE (MM/DD/YYYY) 08/14/2017

THIS CERTIFICATE IS ISSUED AS A MATTER OF INFORMATION ONLY AND CONFERS NO RIGHTS UPON THE CERTIFICATE HOLDER. THIS CERTIFICATE DOES NOT AFFIRMATIVELY OR NEGATIVELY AMEND, EXTEND OR ALTER THE COVERAGE AFFORDED BY THE POLICIES BELOW. THIS CERTIFICATE OF INSURANCE DOES NOT CONSTITUTE A CONTRACT BETWEEN THE ISSUING INSURER(S), AUTHORIZED REPRESENTATIVE OR PRODUCER, AND THE CERTIFICATE HOLDER.

IMPORTANT: If the certificate holder is an ADDITIONAL INSURED, the policy(ies) must have ADDITIONAL INSURED provisions or be endorsed. If SUBROGATION IS WAIVED, subject to the terms and conditions of the policy, certain policies may require an endorsement. A statement on this certificate does not confer rights to the certificate holder in lieu of such endorsement(s).

PRODUCER
Fisher Brown Bottrell Insurance, Inc.
P. O. Box 1490
Jackson, MS 39215

CONTACT NAME: Angie Cook, CIC, PIAM
PHONE (A/C, No, Ext): (601) 960-8244 FAX (A/C, No): (601) 208-3044
E-MAIL ADDRESS: acook@fbbins.com

INSURER(S) AFFORDING COVERAGE	NAIC #
INSURER A : Brierfield Insurance Company	10993
INSURER B : American Interstate Insurance	31895
INSURER C : Travelers Property Casualty Company of America	25674
INSURER D :	
INSURER E :	
INSURER F :	

INSURED
C B Developers, Inc.
1716 Evelyn Gandy Parkway, #40
Hattiesburg, MS 39401

COVERAGES CERTIFICATE NUMBER: REVISION NUMBER:

THIS IS TO CERTIFY THAT THE POLICIES OF INSURANCE LISTED BELOW HAVE BEEN ISSUED TO THE INSURED NAMED ABOVE FOR THE POLICY PERIOD INDICATED. NOTWITHSTANDING ANY REQUIREMENT, TERM OR CONDITION OF ANY CONTRACT OR OTHER DOCUMENT WITH RESPECT TO WHICH THIS CERTIFICATE MAY BE ISSUED OR MAY PERTAIN, THE INSURANCE AFFORDED BY THE POLICIES DESCRIBED HEREIN IS SUBJECT TO ALL THE TERMS, EXCLUSIONS AND CONDITIONS OF SUCH POLICIES. LIMITS SHOWN MAY HAVE BEEN REDUCED BY PAID CLAIMS.

INSR LTR	TYPE OF INSURANCE	ADDL INSD	SUBR WVD	POLICY NUMBER	POLICY EFF (MM/DD/YYYY)	POLICY EXP (MM/DD/YYYY)	LIMITS	
A	X COMMERCIAL GENERAL LIABILITY CLAIMS-MADE X OCCUR X PD Ded: $2,000 GEN'L AGGREGATE LIMIT APPLIES PER: POLICY X PRO-JECT X LOC OTHER:			GL0013568	05/17/2017	05/17/2018	EACH OCCURRENCE DAMAGE TO RENTED PREMISES (Ea occurrence) MED EXP (Any one person) PERSONAL & ADV INJURY GENERAL AGGREGATE PRODUCTS - COMP/OP AGG	$ 1,000,000 $ 100,000 $ 5,000 $ 1,000,000 $ 2,000,000 $ 2,000,000 $
A	AUTOMOBILE LIABILITY X ANY AUTO OWNED AUTOS ONLY SCHEDULED AUTOS HIRED AUTOS ONLY NON-OWNED AUTOS ONLY			CA10001384101	05/17/2017	05/17/2018	COMBINED SINGLE LIMIT (Ea accident) BODILY INJURY (Per person) BODILY INJURY (Per accident) PROPERTY DAMAGE (Per accident)	$ 1,000,000 $ $ $ $
A	X UMBRELLA LIAB X OCCUR EXCESS LIAB CLAIMS-MADE DED X RETENTION $ 10,000			UMB0014332	05/17/2017	05/17/2018	EACH OCCURRENCE AGGREGATE Prod/Co Ops Agg	$ 5,000,000 $ 5,000,000 $ 5,000,000
B	WORKERS COMPENSATION AND EMPLOYERS' LIABILITY ANY PROPRIETOR/PARTNER/EXECUTIVE OFFICER/MEMBER EXCLUDED? (Mandatory in NH) Y/N If yes, describe under DESCRIPTION OF OPERATIONS below	N/A		AVWCMS2562322017	01/01/2017	01/01/2018	X PER STATUTE OTH-ER E.L. EACH ACCIDENT E.L. DISEASE - EA EMPLOYEE E.L. DISEASE - POLICY LIMIT	$ 1,000,000 $ 1,000,000 $ 1,000,000
A	Leased/Rented Equip			CM0006842	05/17/2017	05/17/2018	Ded See Below	260,000
C	Installation Floater			6603222R85A	09/10/2016	09/10/2017	Ded: $5,000	4,000,000

DESCRIPTION OF OPERATIONS / LOCATIONS / VEHICLES (ACORD 101, Additional Remarks Schedule, may be attached if more space is required)
The above referenced general liability, automobile liability & Umbrella liability policies contain blanket additional insured wording where required by written contract. General Liability includes ongoing & completed operations & is on a primary/non-contributory basis where required by written contract. General Liability, Automobile Liability & Workers Compensation policies contain blanket waiver of subrogation wording when required by written contract. Additional Insured Status applies as per forms attached to the policy & available for review upon request: GL (CGL084 10/13 & CGL088 10/13) AUTO (CAU058 01/15) UMB (CU0001 12/07) All coverage is subject to policy terms, conditions and exclusions.

REFERENCE ONLY:
SEE ATTACHED ACORD 101

CERTIFICATE HOLDER

City of Hattiesburg
P.O. Box 1898
Hattiesburg, MS 39403-1898

CANCELLATION

SHOULD ANY OF THE ABOVE DESCRIBED POLICIES BE CANCELLED BEFORE THE EXPIRATION DATE THEREOF, NOTICE WILL BE DELIVERED IN ACCORDANCE WITH THE POLICY PROVISIONS.

AUTHORIZED REPRESENTATIVE

© 1988-2015 ACORD CORPORATION. All rights reserved.
The ACORD name and logo are registered marks of ACORD

AGENCY CUSTOMER ID: CBDEVEL-01 ACOOK

LOC #: 1

ADDITIONAL REMARKS SCHEDULE

AGENCY		NAMED INSURED
Fisher Brown Bottrell Insurance, Inc.		C B Developers, Inc. 1716 Evelyn Gandy Parkway, #40 Hattiesburg, MS 39401
POLICY NUMBER SEE PAGE 1		
CARRIER SEE PAGE 1	NAIC CODE SEE P 1	EFFECTIVE DATE: SEE PAGE 1

ADDITIONAL REMARKS

THIS ADDITIONAL REMARKS FORM IS A SCHEDULE TO ACORD FORM,

FORM NUMBER: ACORD 25 FORM TITLE: Certificate of Liability Insurance

Description of Operations/Locations/Vehicles:
Project: Comprehensive Water Improvements - Phase II, Palmers Crossing and Irene Chapel
Project: Comprehensive Sewer Improvements - Phase V
Project: Comprehensive Water Improvements Phase IV Miscellaneous Connections
Project: Water Line Extension along Old Highway 98 East and W. L. Runnels Industrial Drive
Project: Comprehensive Water Improvements Phase I,
Project: 592 Program Sewer Rehabilitation, Contract No. 3, City of Hattiesburg, MS Contract amount $1,996,351.79
Project: Water System Extension on Veteran's Memorial Blvd. and South 28th Ave $1,361,828.84

© 2008 ACORD CORPORATION. All rights reserved.
The ACORD name and logo are registered marks of ACORD

NOTICE OF AWARD

TO: C.B. Developers, Inc.
1716 Evelyn Gandy Pkwy
Hattiesburg, MS 39401

Project: **COMPREHENSIVE WATER IMPROVEMENTS PHASE II PALMERS CROSSING AND IRENE CHAPEL**

The OWNER has considered the BID submitted by you for the above described WORK in response to its Advertisement for Bids dated March 31, 2017, and Information for Bidders.

You are hereby notified that your BID has been accepted for items in the amount of $2,054,414.75.

You are required by the Information for Bidders to execute the Agreement and furnish the required CONTRACTOR'S Performance BOND, Payment BOND, and certificates of insurance within ten (10) calendar days from the date of this Notice to you.

If you fail to execute said Agreement and to furnish said BONDS within (10) days from the date of this Notice, said OWNER will be entitled to consider all your rights arising out of the OWNER's acceptance of your BID as abandoned and as a forfeiture of your BID BOND. The OWNER will be entitled to such other rights as may be granted by law.

You are required to return an acknowledged copy of this NOTICE OF AWARD to the OWNER.

Dated this _____ day of _____, 20__.

CITY OF HATTIESBURG
OWNER

BY: _____

TITLE: Mayor

ACCEPTANCE OF NOTICE

Receipt of the above NOTICE OF AWARD is hereby acknowledged by This the _____ day of _____, 20___.

Name: [signature]

Title: Pres. + Manager

NOTICE TO PROCEED

TO: C.B. Developers, Inc.
1716 Evelyn Gandy Pkwy
Hattiesburg, MS 39401

DATE: _____

Project: **COMPREHENSIVE WATER IMPROVEMENTS PHASE II PALMERS CROSSING AND IRENE CHAPEL**

You are hereby notified to commence WORK in accordance with the Agreement dated _____, 20__ on or before _____, 20__, and you are to complete the WORK within 180 consecutive CALENDER DAYS thereafter. The date of completion of all WORK is therefore _____, 20__.

CITY OF HATTIESBURG
OWNER

BY: _____

TITLE: Mayor

ACCEPTANCE OF NOTICE

Receipt of the above NOTICE TO PROCEED is hereby acknowledged by

_____ This the____ day of _____, 20___.

Name: _____

Title: Project Manager

GENERAL CONDITIONS

ARTICLE 1 - DEFINITIONS

Wherever used in these General Conditions or in the other Contract Documents, the following terms shall have the meaning indicated which shall be applicable to both the singular and plural thereof.

ACCEPTANCE: By the OWNER of the Work as being fully complete in accordance with the Contract Documents.

AGREEMENT: The written agreement between the OWNER and the CONTRACTOR covering the Work to be performed: the Contract Documents are attached to and made a part of the Agreement. Also designated as the Contract.

ADDENDA: Written or graphic instruments issued prior to the execution of the Agreement which modify or interpret the Contract Documents, Drawings and Specifications, by addition, deletions, clarifications or corrections.

APPLICATION FOR PAYMENT: The form furnished by the ENGINEER which is to be used by the CONTRACTOR in requesting progress payments and an affidavit of the CONTRACTOR that progress payments theretofore received from the OWNER on account of the WORK have been applied by the CONTRACTOR to discharge in full all of the CONTRACTOR'S obligations stated in prior Applications for Payment.

APPROVAL: Accept as satisfactory.

BID: The offer or proposal of the Bidder submitted on the prescribed form setting forth the prices for the Work to be performed.

BIDDER: Any person, firm or corporation submitting a Bid for the Work.

BONDS: Bid, performance and payment bonds and other instruments of security furnished by the CONTRACTOR and his surety in accordance with the Contract Documents and in accordance with the law of the place of the project.

CHANGE ORDER: A written order to the CONTRACTOR signed by the OWNER authorizing an addition, deletion or revision in the Work, or an adjustment in the Contract Price or the Contract Time issued after execution of the Agreement.

CONTRACT DOCUMENTS: The Agreement, Addenda, Instruction's to Bidders, CONTRACTOR'S BID, the Bonds, the Notice of Award, these General Conditions, the Supplementary conditions, Special Conditions, Technical Conditions, the Specifications, Drawings and Modifications, and Notice to Proceed.

CONTRACT PRICE: The total moneys payable to the CONTRACTOR under the Contract Documents.

CONTRACT TIME: The number of calendar days stated in the Agreement for the completion of the Work.

CONTRACTING OFFICER: The owner (Grantee) - The individual who is authorized to sign the contract documents on behalf of the owner's governing body.

CONTRACTOR: The person, firm or corporation with whom the OWNER has executed the Agreement.

DAY: A calendar day of twenty-four hours measured from midnight to the next midnight.

DRAWINGS: The drawings which show the character and scope of the Work to be performed and which have been prepared or approved by the ENGINEER and are referred to in the Contract Documents.

ENGINEER: The person, firm or corporation named as such in the Contract Documents.

FIELD ORDER: A written order issued by the ENGINEER which clarifies or interprets the Contract Documents in accordance with Paragraph 9.3 or orders minor changes in the Work in accordance with paragraph 10.2.

MODIFICATION: (a) A written amendment of the Contract Documents signed by both parties, (b) a Change Order (c) a written clarification or interpretation issued by the ENGINEER in accordance with paragraph 9.3 or (d) a written order for a minor change or alteration in the Work issued by the ENGINEER pursuant to paragraph 10.2. A modification may only be issued after execution of the Agreement.

NOTICE OF AWARD: The written notice by OWNER to the apparent successful Bidder stating that upon compliance with the conditions precedent to be fulfilled by him within the time specified, OWNER will execute and deliver the Agreement to him.

NOTICE TO PROCEED: A written notice given by OWNER to CONTRACTOR (with a copy to ENGINEER) fixing the date on which the Contract Time will commence to run and on which CONTRACTOR shall start to perform his obligations under the Contract Documents.

OWNER: A public body or authority, corporation, association, partnership, or individual for whom the Work is to be performed.

PROJECT: The entire construction to be performed as provided in the Contract Documents.

CONSTRUCTION OBSERVER
RESIDENT INSPECTOR
CONSTRUCTION INSPECTOR
PROJECT REPRESENTATIVE: An authorized representative of the ENGINEER assigned to observe the Work performed and materials furnished by the CONTRACTOR or such other person as may be appointed by the OWNER as his representative. The CONTRACTOR shall be notified in writing of the identity of this representative.

SHOP DRAWINGS: All drawings, diagrams, illustrations, brochures, schedules and other data which are prepared by the CONTRACTOR, a Subcontractor, manufacturer, supplier or distributor and which illustrate the equipment, material or some portion of the Work and as required by the Contract Documents.

SAMPLES: Physical examples which illustrate materials, equipment or workmanship and establish standards by which the Work will be judged.

SPECIFICATIONS: Those portions of the Contract Documents consisting of written technical descriptions of materials, equipment, construction systems, standards and workmanship as applied to the Work.

SUBCONTRACTOR: An individual, firm or corporation having a direct contract with CONTRACTOR or with any other Subcontractor for the performance of a part of the Work at the site.

SUBSTANTIAL COMPLETION: The stage in construction when a project can be utilized for the purposes for which it was intended. At substantial completion, minor items and items that are seasonally restricted need not be completed, but the items that affect operational integrity and function of the facility must be capable of continuous use.

SUPPLEMENTARY GENERAL CONDITIONS: Federal Conditions in effect at time of submission of Bid.

SUPPLIER: Any person or organization who supplies materials or equipment for the Work, including that fabricated to a special design, but who does not perform labor at the site.

SPECIAL CONDITIONS: When included as a part of the Contract Documents, Special Conditions refer only to the Work under this Contract.

SURETY: The corporate body which is bound with the CONTRACTOR and which engages to be responsible for the CONTRACTOR and his acceptable performance of the Work.

WORK: Any and all obligations, duties and responsibilities necessary to the successful completion of the Project assigned to or undertaken by CONTRACTOR under the Contract Documents, including all labor, materials, equipment and other incidentals, and the furnishing thereof.

WRITTEN NOTICE: The term "Notice" as used herein shall mean and include all written notices, demands, instructions, claims, approvals, and disapprovals required to obtain compliance with Contract requirements. Written notice shall be deemed to have been duly served if delivered in person to the individual or to a member of the firm or to an officer of the corporation for whom it is intended, or to an authorized representative of such individual, firm or corporation, or if delivered at or sent by registered mail to the last business address known to him who gives the notice. Unless otherwise stated in writing, any notice to or demand upon the OWNER under this Contract shall be delivered to the OWNER through the ENGINEER.

ARTICLE 2 - PRELIMINARY MATTERS:

AWARD:

2.1 The award of the Contract, if it is awarded, will be to the lowest responsible, responsive Bidder. No Notice of Award will be given until the OWNER has concluded such investigations as he deems necessary to establish the responsibility, qualifications, and financial ability of the Bidders to do the Work in accordance with the Contract Documents to the satisfaction of the OWNER within the time prescribed. The OWNER reserves the right to reject the BID of any Bidder who does not pass such investigation to the OWNER'S satisfaction. In analyzing Bids, the OWNER may take into consideration alternates and unit prices, if requested by the Bid Form. If the Contract is awarded, the OWNER will issue the NOTICE of AWARD and give the successful Bidder a contract for execution within sixty (60) days after the opening of Bids.

EXECUTION OF AGREEMENT:

2.2 At least three counterparts of the Agreement and such other Contract Documents will be executed and delivered by CONTRACTOR to the OWNER within 10 working days or 15 calendar days of receipt from the OWNER.

FORFEITURE OF BID SECURITY:

2.3 Failure of the successful Bidder to execute and deliver the Agreement and deliver the required Bonds as stipulated in paragraph 2.2 shall be just cause for the OWNER to annul the Notice of Award and declare the Bid and any security therefore forfeited.

CONTRACTOR'S PRE-START REPRESENTATIONS:

2.4 CONTRACTOR represents that he has familiarized himself with, and assumes full responsibility for having familiarized himself with, the nature and extent of the Contract Documents, Work, Locality, and local conditions and will obey all federal, state, and local laws, ordinances, rules and regulations that may in any manner affect performance of the Work, and represents that he has correlated his study and observations with the requirements of the Contract Documents. CONTRACTOR also represents that he has studied all surveys and investigation reports of subsurface and latent physical conditions referred to in the Specifications and made such additional surveys and investigations as he deems necessary for the performance of the Work at the Contract Price in accordance with the requirements of the Contract Documents and that he has correlated the results of all such data with the requirements of the Contract Documents.

COMMENCEMENT OF CONTRACT TIME:

2.5 The Contract Time will commence to run no less than the 15 days after receipt by the CONTRACTOR of the Notice to Proceed.

STARTING THE PROJECT:

2.6 CONTRACTOR shall start to perform his obligations under the Contract Documents on the date when the Contract Time commences to run. No Work shall be done at the site prior to the date on which the Contract Time commences to run, except with the written consent of the OWNER.

BEFORE STARTING CONSTRUCTION:

2.7 Before undertaking each part of the Work, CONTRACTOR shall carefully study and compare the Contract Documents and check and verify pertinent figures shown thereon and all applicable field measurements. He shall at once report in writing to ENGINEER any conflict, error or discrepancy which he may discover; however, he shall not be liable to OWNER or ENGINEER for his failure to discover any conflict, error or discrepancy in the Drawings or Specifications.

SCHEDULE OF COMPLETION:

2.8 Within ten (10) days after delivery of the Notice to Proceed by OWNER to CONTRACTOR, CONTRACTOR shall submit to ENGINEER an estimated progress schedule with earnings indicating the starting and completion dates of the various stages of the Work, and a preliminary schedule of Shop Drawing submissions. See paragraphs 6.22 through 6.26. The ENGINEER shall review and return this schedule or require revisions thereto within 14 days of its submittal. If there is more than one CONTRACTOR involved in a project, the responsibility for coordinating the Work of all CONTRACTORS

shall be as provided in the Special Conditions.

2.9 Within twenty (20) days after delivery of the executed agreement by OWNER to CONTRACTOR, but before starting the Work at the site, a preconstruction conference will be held to review the above schedules, to establish procedures for handling shop drawings and other submissions and for processing Applications for Payment, and to establish a working understanding between the parties as to the project. Present at the conference will be the OWNER or his representative, ENGINEER, Resident Project Representatives, CONTRACTOR and his Superintendent.

QUALIFICATION OF SUBCONTRACTORS MATERIALMEN AND SUPPLIERS:

2.10 Within ten (10) working days after bid opening, the CONTRACTOR will (if required) submit to the OWNER and the ENGINEER for acceptance a list of the names of Subcontractors and such other persons and organizations (including those who are to furnish principal items of material or equipment) proposed for those portions of the Work as to which the identity of the Subcontractors and other person and organizations must be submitted as specified in the Contract Documents. Within thirty (30) working days after receiving the list, the ENGINEER will notify the CONTRACTOR in writing if either the OWNER or the ENGINEER, after due investigation, has reasonable objection to any Subcontractor, person or organization on such list. The failure of the OWNER or the ENGINEER to make objection to any Subcontractor, person or organization on the list within thirty days of receipt shall constitute an acceptance of such Subcontractor, person or organization. Acceptance of any such Subcontractor, person or organization shall not constitute a waiver of any right of the OWNER or the ENGINEER to reject defective Work, material or equipment, or Work, material or equipment not in conformance with the requirements of the Contract Documents.

ARTICLE 3 - CORRELATION, INTERPRETATION AND INTENT OF CONTRACT DOCUMENTS:

3.1 It is the intent of the Specifications and Drawings to describe a complete Project to be constructed in accordance with the Contract Documents. The Contract Documents comprise the entire Agreement between the OWNER and the CONTRACTOR. They may be altered only by a Modification.

3.2 The Contract Documents are complementary; what is called for by one is as binding as if called for by all. If CONTRACTOR finds a conflict, error or discrepancy in the Contract Documents, he shall call it to the ENGINEER'S attention in writing at once and before proceeding with the Work affected thereby; however, he shall not be liable to OWNER or ENGINEER for his failure to discover any conflict, error or discrepancy in the Specifications or Drawings. The various Contract Documents shall be given precedence, in case of conflict, error or discrepancy, as follows: Agreement Modifications, Addenda, Special Conditions, and Instruction's to Bidders, General Conditions, Technical Specifications and

Drawings.

3.3 The words "furnish, "furnish and install", "install", and "provide" or words with similar meaning shall be interpreted, unless otherwise specifically stated, to mean "furnish and install complete in place and ready for service.

3.4 Miscellaneous items and accessories which are not specifically mentioned, but which are essential to produce a complete and properly operating installation, or usable structure or plant providing the indicated function, shall be furnished and installed without change in the Contract Price. Such miscellaneous items and accessories shall be of the same quality standards including material, style, finish, strength, class, weight and other applicable characteristics, as specified for the major component of which the miscellaneous item or accessory is an essential part, and shall be approved by the ENGINEER before installation. The above requirement is not intended to include major components not covered by or inferable from the Drawings and Specifications.

3.5 The Work of all trades under this Contract shall be coordinated by the CONTRACTOR in such a manner as to obtain the best workmanship possible for the entire Project, and all components of Work shall be installed or erected in accordance with the best practices of the particular trade.

3.6 Manufacturer's literature, when referenced, shall be dated and numbered and is intended to establish the minimum requirements acceptable. Whenever reference is given to codes or standard specifications or other data published by regulating agencies or accepted organizations, including but not limited to National Electrical Code, applicable State Building Code, Federal Specifications, ASTM Specifications, various institute specifications, and the like, it shall be understood that such reference is to the latest edition including addenda in effect on the date of Bid.

3.7 Brand names where used in the Technical Specifications, are intended to denote the standard of quality required for the particular material or product. The use of a brand name item is to set a standard of quality and is not intended to restrict the Contractor from offering an equal item from other source(s) of supply. The term "equal" or "equivalent" when used in connection with brand names, shall be interpreted to mean a material or product that is similar and equal in type, quality, size, capacity, composition, finish, color and other applicable characteristics to the material or product specified by trade name, and that is for the same use and capable of performing the same function, in the opinion of the ENGINEER, as the material or product so specified. Proposed equivalent items must be approved by ENGINEER before they are purchased or incorporated in the Work.

ARTICLE 4 - AVAILABILITY OF LANDS; SUBSURFACE CONDITIONS; REFERENCE POINTS:

Availability of Lands

4.1 The OWNER will furnish, as indicated in Contract Documents the lands upon which the Work is to be done, rights-of-way for access thereto, and such other lands which are designated for use of the CONTRACTOR. Easements for permanent structures or permanent changes in existing facilities will be obtained and paid for by the OWNER, unless otherwise specified in the Contract Documents. Other access to such lands or rights-of-way for the CONTRACTOR'S convenience shall be the responsibility of the CONTRACTOR. The CONTRACTOR will provide for all additional lands and access thereto that may be required for temporary construction facilities or storage of materials and equipment.

4.2 The OWNER will, upon request, furnish to the BIDDERS copies of all available boundary surveys.

Subsurface Conditions:

4.3 The CONTRACTOR acknowledges that he has investigated prior to bidding and satisfied himself as to the conditions affecting the Work, including but not restricted to those bearing upon transportation, disposal, handling and storage of materials, availability of labor, water, electric power, roads and uncertainties of weather, river stages, tides, water tables or similar physical conditions at the site, the conformation and conditions of the grounds, the character of equipment and facilities needed preliminary to and during prosecution of the Work. The CONTRACTOR further acknowledges that he has satisfied himself as to the character, quality and quantity of surface and subsurface materials or obstacles to be encountered insofar as this information is reasonably ascertainable from an inspection of the site, including all exploratory work done on behalf of the OWNER on the site or any contiguous site, as well as from information presented by the Drawings and Specifications made a part of this Contract, or any other information made available to him prior to receipt of Bids. Any failure by the CONTRACTOR to acquaint himself with the available information will not relieve him from responsibility for estimating properly the difficulty or cost of successfully performing the Work. The OWNER assumes no responsibility for any conclusions or interpretations made by the CONTRACTOR on the basis of the information made available by the OWNER.

Differing Site Conditions

4.4 (a) The CONTRACTOR shall promptly, and before such conditions are disturbed, notify the OWNER in writing of: (1) subsurface or latent physical conditions at the site differing materially from those indicated in this contract, or (2) unknown physical conditions at the site, of an unusual nature, differing materially from those ordinarily encountered and generally recognized as inherent in work of the character provided for in this contract. The

OWNER shall promptly investigate the conditions, and if he finds that such conditions do materially so differ and cause an increase or decrease in the Contractor's cost of, or the time required for, performance of any part of the work under this contract, whether or not changed as a result of such conditions, an equitable adjustment shall be made and the contract modified in writing accordingly.

(b) No claim of the CONTRACTOR under this clause shall be allowed unless the CONTRACTOR has given the notice required in (a) above.

(c) No claim by the CONTRACTOR for an equitable adjustment hereunder shall be allowed if asserted after final payment under this contract.

ARTICLE 5 - BONDS AND INSURANCE:

Performance and Payment Bonds:

5.1 The contractor's attention is directed to the Information for Bidders.

Contractor's Liability Insurance:

5.2 The CONTRACTOR shall provide the OWNER with insurance certificates certifying that all required insurance is in force; and such insurance certificates shall include provisions that the insurance shall not be canceled, allowed to expire or be materially changed without giving the OWNER advance notice by registered mail.

5.3 The CONTRACTOR agrees that if any part of the Work under the contract is sublet, he will require the Subcontractor(s) to carry insurance as required, and that he will require the Subcontractor(s) to furnish to him insurance certificates similar to those required by the OWNER in 5.1 above.

5.4 The CONTRACTOR agrees to add ENGINEER to insurance policy as additional insured.

Owner's Liability Insurance

5.4 The OWNER will be responsible for purchasing and maintaining his own liability insurance and, at his option, may purchase and maintain such insurance as will protect him against claims which may arise from operations under the Contract Documents.

Fire and Extended Coverage Insurance (Builders' Risk):

5.5 The CONTRACTOR shall maintain, as applicable, in an Insurance Company or Insurance Companies acceptable to the OWNER, Fire, Extended Coverage and Vandalism & Malicious Mischief Insurance on buildings and structures, while in the course of construction, including foundations, additions, attachments and all permanent fixtures belonging to and

constituting a part of said buildings or structures. The policy or policies shall also cover machinery, if the cost of machinery is included in the Contract. The amount of insurance should at all times be at least equal to the actual cash value of the insured property. The policy shall be in the name of the OWNER and the CONTRACTOR, as their interests may appear, and shall also cover the interests of all Subcontractors performing work.

5.6 The CONTRACTOR shall provide the OWNER with satisfactory evidence certifying that the foregoing insurance is in force; and such evidence shall include provisions that the insurance shall not be canceled, allowed to expire or be materially changed without giving the OWNER advance notice by registered mail.

Cancellation and Re-Insurance:

5.7 If any insurance should be canceled or changed by the insurance company or should any insurance expire during the period of this Contract, the CONTRACTOR shall be responsible for securing other acceptable insurance to provide the coverage specified in this section to maintain continuous coverage during the life of this Contract.

ARTICLE 6 - CONTRACTOR'S RESPONSIBILITIES:

Supervision and Superintendence:

6.1 The CONTRACTOR will supervise and direct the Work. He will be solely responsible for the means, methods, techniques, sequences and procedures of construction. The CONTRACTOR will employ and maintain on the Work a qualified supervisor or superintendent who shall have been designated in writing by the CONTRACTOR as the CONTRACTOR'S representative at the site. The supervisor shall have full authority to act on behalf of the CONTRACTOR and all communications given to the supervisor shall be as binding as if given to the CONTRACTOR. The supervisor shall be present on the site at all times as required to perform adequate supervision and coordination of the Work. (Copies of written communications given to the Superintendent shall be mailed to the Contractor's home or office.)

Labor, Materials and Equipment:

6.2 The CONTRACTOR will provide competent, suitably qualified personnel to survey and lay out the Work and perform construction as required by the Contract Documents. He will at all times maintain good discipline and order at the site.

6.3 The CONTRACTOR will furnish all materials, equipment, labor, transportation, construction equipment and machinery, tools, appliances, fuel, power, light, heat, local telephone, water and sanitary facilities and all other facilities and incidentals necessary for the execution, testing, initial operation and completion of the Work.

6.4 All materials and equipment will be new, except as otherwise provided in the Contract

Documents. When special makes or grades of material which are normally packaged by the supplier or manufacturer are specified or approved, such materials shall be delivered to the site in their original packages or container with seals unbroken and labels intact.

6.5 All materials and equipment shall be applied, installed, connected, erected, used, cleaned and conditioned in accordance with the instructions of the applicable manufacturer, fabricator or processors, except as otherwise provided in the Contract Documents.

Materials, Equipment, Products and Substitutions:

6.6 Materials, equipment and products incorporated in the Work must be approved for use before being purchased by the CONTRACTOR. The CONTRACTOR shall submit to the ENGINEER a list of proposed materials, equipment or products, together with such samples as may be necessary for him to determine their acceptability and obtain his approval, within ninety (90) calendar days after award of Contract. No request for payment for "or equal" equipment will be approved until this list has been received and approved by the ENGINEER.

6.6.1 Whenever a material, article or piece of equipment is identified on the drawings or Specifications by reference to brand names or catalogue number, it shall be understood that this is referenced for the purpose of defining the performance or other salient requirements and that other products of equal capacities, quality and function shall be considered. The CONTRACTOR may recommend the substitution of a material, article, or piece of equipment of equal substance and function for those referred to in the Contract Documents by reference to brand names or catalog number, and if, in the opinion of the ENGINEER, such material, article, or piece of equipment is of equal substance and function to that specified, the ENGINEER may approve its substitution and use by the CONTRACTOR. Incidental charges or extra component parts required to accommodate the substitute will be made by the CONTRACTOR without a change in the Contract Price, or Contract Time.

6.6.2 No substitute shall be ordered or installed without the written approval of the ENGINEER who shall be the judge of equality.

6.6.3 Delay caused by obtaining approvals for substitute materials will not be considered justifiable grounds for an extension of construction time.

6.6.4 Should any work or materials, equipment or products not conform to requirements of the Drawings and Specifications or become damaged during the process of the Work, such Work or materials shall be removed and replaced, together with any work disarranged by such alterations, at any time before completion and acceptance of the Project. All such work shall be done at the expense of the CONTRACTOR. (See paragraph 7.10)

6.6.5 No materials or supplies for the Work shall be purchased by the CONTRACTOR or by

any Subcontractor subject to any chattel mortgage or under a conditional sale or other agreement by which an interest is retained by the Seller. The CONTRACTOR warrants that he has good title to all materials and supplies used by him in the Work.

Concerning Subcontractors:

6.7 The CONTRACTOR will not employ any Subcontractor, other person or organization of the types referred to in paragraph 2.10 (whether initially or as a substitute) against whom the OWNER or the ENGINEER may have reasonable objection, not will the CONTRACTOR be required to employ any Subcontractor against whom he has reasonable objection. The CONTRACTOR will not make any substitution for any Subcontractor who has been accepted by the OWNER and the ENGINEER, unless the ENGINEER determines that there is good cause for doing so.

6.8 The CONTRACTOR shall be fully responsible for all acts and omissions of his Subcontractors and of persons and organizations directly or indirectly employed by them and of persons and organizations for whose acts any of them may be liable to the same extent that he is responsible for the acts and omissions of persons directly employed by him. Nothing in the Contract Documents shall create any contractual relationship between OWNER or ENGINEER and any Subcontractor or other person or organization having a direct contract with CONTRACTOR, nor shall it create any obligation on the part of OWNER or ENGINEER to pay or to see to the payment of any moneys due any Subcontractor or other person or organization, except as may otherwise be required by law. OWNER or ENGINEER may furnish to any Subcontractor or other person or organization, to the extent practicable, evidence of amounts paid to CONTRACTOR on account of specific Work done in accordance with the schedule of values.

6.9 The divisions and sections of the Specifications and the identifications of any drawings shall not control the CONTRACTOR in dividing the work among Subcontractors or delineating the Work to be performed by any specific trade.

6.10 The CONTRACTOR agrees to bind specifically every Subcontractor to the applicable terms and conditions of the Contract Documents for the benefit of the OWNER.

6.11 All Work performed for the CONTRACTOR by a Subcontractor shall be pursuant to an appropriate agreement between the CONTRACTOR and the Subcontractor.

6.12 The CONTRACTOR shall be responsible for the coordination of the trades, Subcontractors and material men engaged upon his Work.

6.12.1 The CONTRACTOR shall cause appropriate provisions to be inserted in all subcontracts relative to the Work to bind Subcontractors to the CONTRACTOR by the terms of these General Conditions and other Contract Documents insofar as applicable to the Work of Subcontractors, and to give the CONTRACTOR the same power as regards

terminating any subcontract that the OWNER may exercise over the CONTRACTOR under any provisions of the Contract Documents.

6.12.2 The OWNER or ENGINEER will not undertake to settle any differences between the CONTRACTOR and his Subcontractors or between Subcontractors.

6.12.3 If in the opinion of the ENGINEER, any Subcontractor on the project proves to be incompetent or otherwise unsatisfactory, he shall be replaced if and when directed in writing.

Patent Fees and Royalties:

6.13 The CONTRACTOR will pay all license fees and royalties and assume all costs incident to the use of any invention, design, process or device which is the subject of patent rights or copyrights held by others. He will indemnify and hold harmless the OWNER and ENGINEER and anyone directly or indirectly employed by either of them from and against all claims, damages, losses, and expenses (including attorneys' fees) arising out of any infringement of such rights during or after completion of the Work, and shall defend all such claims in connection with any alleged infringement of such rights.

6.14 The CONTRACTOR shall be responsible for determining the application of patent rights and royalties on materials, appliances, articles or systems prior to bidding. However, he shall not be responsible for such determination on systems which do not involve purchase by him of materials, appliances, and articles.

Permits:

6.15 The CONTRACTOR will secure and pay for all construction permits and licenses and will pay all governmental charges and inspection fees necessary for the prosecution of the Work, which are applicable at the time of his Bid. When such charges are normally made by the OWNER, there will be no charges to the CONTRACTOR. The OWNER shall assist the CONTRACTOR, when necessary, in obtaining such permits and licenses. The CONTRACTOR will also pay all public utility charges.

Laws and Regulations:

6.16 The CONTRACTOR will give all notices and comply with all laws, ordinances, rules and regulations applicable to the Work. If the CONTRACTOR observes that the Specifications or Drawings are at variance therewith, he will give the ENGINEER prompt written notice thereof, and any necessary changes shall be adjusted by an appropriate Modification. If the CONTRACTOR performs any Work knowing it to be contrary to such laws, ordinances, rules and regulations, and without such notice to the ENGINEER, he will bear all costs arising wherefrom; however, it shall not be his primary responsibility to make certain that the Drawings and Specifications are in accordance with such laws, ordinances, rules and

regulations.

Taxes:

6.17 Cost of all sales and other taxes for which the CONTRACTOR is liable under the Contract shall be included in the Contract Price stated by the CONTRACTOR.

Record Drawings:

6.18 The CONTRACTOR will keep one record copy of all Specifications, Drawings, Addenda, Modifications, and Shop Drawings at the site in good order and annotated to show all changes made during the construction process. These shall be available to the Engineer and shall be delivered to him for the OWNER upon completion of the Project. It shall be used for this purpose only.

Safety and Protection:

6.19 The CONTRACTOR will be responsible for initiating, maintaining and supervising all safety precautions and programs in connection with the Work. He will take all necessary precautions for the safety of, and will provide the necessary protection to prevent damage, injury or loss to:

6.19.1 All employees on the work and other persons who may be affected thereby.

6.19.2 All the Work and all materials or equipment to be incorporated therein, whether in storage on or off the site.

6.19.3 Other property at the site or adjacent thereto, including trees, shrubs, lawns, walks, pavements, roadways, structures and utilities not designated for removal, relocation or replacement in the course of construction.

6.20 The CONTRACTOR will designate a responsible member of his organization at the site whose duty shall be the prevention of accidents. This person shall be the CONTRACTOR'S superintendent unless otherwise designated in writing by the CONTRACTOR to the OWNER.

Emergencies:

6.21 In emergencies affecting the safety of persons or the Work or property at the site or adjacent thereto, the CONTRACTOR, without special instruction or authorization from the ENGINEER or OWNER, is obligated to act, at his discretion, to prevent threatened damage, injury or loss. He will give the ENGINEER prompt written notice of any significant changes in the Work or deviations from the Contract Documents caused thereby, and a Change Order shall be issued covering the changes and deviations involved. If the CONTRACTOR

believes that additional work done by him in an emergency which arose from causes beyond his control entitles him to an increase in the Contract Price or an extension of the Contract Time, he may make a claim therefore as provided in Articles 11 & 12.

Shop Drawing and Samples:

6.22 After checking and verifying all field measurements, the CONTRACTOR will submit to the ENGINEER for review, in accordance with the accepted schedule of Shop Drawing submissions (see paragraph 2.9) copies (or at the ENGINEER'S option, one reproducible copy) of all Shop Drawings, which shall have been checked by and stamped with the approval of the CONTRACTOR. The data shown on the Shop Drawings will be complete with respect to dimensions, design criteria, materials of construction and the like to enable the ENGINEER to review the information as required.

6.23 The CONTRACTOR will also submit to the ENGINEER for review, with such promptness as to cause no delay in Work, all samples required by the Contract Documents. All samples will have been checked by and stamped with the approval of the CONTRACTOR, identified clearly as to material, manufacturer, any pertinent catalog numbers and the use for which intended.

6.24 At the time of each submission, the CONTRACTOR will in writing call the ENGINEER'S attention to any deviations that the Shop Drawings or sample may have from the requirements of the Contract Documents.

6.25 The ENGINEER will review with reasonable promptness Shop Drawings and samples, but his review shall be only for conformance with the design concept of the Project and for compliance with the information given in the Contract Documents. The review of a separate item as such will not indicate review of the assembly in which the item functions. The CONTRACTOR will make any corrections required by the ENGINEER and will return the required number of corrected copies of Shop Drawings and resubmit new samples until the review is satisfactory to the ENGINEER. The CONTRACTOR shall direct specific attention in writing or on resubmitted Shop Drawings to revisions other than the corrections called for by the ENGINEER on previous submissions. The CONTRACTOR'S stamp of approval on any Shop Drawings or sample shall constitute a representative to the OWNER and the ENGINEER that the CONTRACTOR has either determined and verified all quantities, dimensions, field construction criteria, materials, catalogue numbers and similar data or he assumes full responsibility for doing so, and that he has reviewed or coordinated each Shop Drawings or sample with the requirements of the Work and the Contract Documents.

6.26 No Work requiring a Shop Drawing or sample submission shall be commenced until the submission has been reviewed by the ENGINEER. A copy of each Shop Drawing and each approved sample shall be kept in good order by the CONTRACTOR at the site and shall be available to the ENGINEER.

6.27 The ENGINEER'S review of Shop Drawings or samples shall not relieve the

CONTRACTOR from his responsibility for any deviations from the requirements of the Contract Documents unless the CONTRACTOR has in writing called the ENGINEER'S attention to such deviation at the time of submission and the ENGINEER has given written approval to the specific deviation, nor shall any review by the ENGINEER relieve the CONTRACTOR from responsibility for errors or omission in the Shop Drawings.

Cleaning Up:

6.28 The CONTRACTOR shall clean up behind the Work as much as is reasonably possible as the Work progresses. Upon completion of the Work, and before acceptance of and final payment for the Project by the owner, the CONTRACTOR shall remove all his surplus and discarded materials excavated material and rubbish from the roadways, sidewalks, parking areas, lawns and all adjacent property; shall clean his portion of Work involved in any building under this Contract, so that no further cleaning by the OWNER is necessary prior to his occupancy; shall restore all property, both public and private, which has been disturbed or damaged during the prosecution of the Work; and shall leave the whole in a neat and presentable condition.

6.29 Clean-up operations shall consistently be carried on by the CONTRACTOR at all times to keep the premises free from accumulation of waste materials and rubbish. Upon completion of the Work he shall remove all rubbish, tools, scaffolding, surplus materials, etc., and shall leave his work "broom clean", or its equivalent, unless more exactly specified elsewhere in the Contract. The General CONTRACTOR shall do the following special cleaning for all trades upon completion of the Work.

6.30 General. In case of dispute, the OWNER may remove the rubbish and charge the cost to the several contractors as the ENGINEER shall determine to be just.

Public Convenience and Safety:

6.31 The CONTRACTOR shall, at all times, conduct the Work in such a manner as to insure the least practicable obstruction to public travel. The convenience of the general public and of the residents along and adjacent to the area of the Work shall be provided for in a satisfactory manner, consistent with the operation and local conditions. "Street Closed" signs shall be placed immediately adjacent to the Work, in a conspicuous position at such locations as traffic demands. At any time that streets are required to be closed, the CONTRACTOR shall notify law enforcement agencies, fire departments, and parties operating emergency vehicles before the street is closed and again as soon as it is opened. Access to fire hydrants and other fire extinguishing equipment shall be provided and maintained at all times.

Sanitary Provisions:

6.32 The General CONTRACTOR shall furnish necessary toilet conveniences, secluded from

public observation, for use of all personnel on the Work, whether or not in his employ. They shall be kept in a clean and sanitary condition and shall comply with the requirements and regulations of the Public Authorities having jurisdiction. He shall commit no public nuisance. Temporary sanitary facilities shall be removed upon completion of the Work and the premises shall be left clean.

Indemnification:

6.33 The CONTRACTOR will indemnify and hold harmless the OWNER and the ENGINEER and their agents and employees from and against all claims, damages, losses, and expenses including attorneys' fees arising out of or resulting from the performance of the Work, provided that any such claim, damage, loss, or expense (a) is attributable to bodily injury, sickness, disease or death, or to injury to or destruction of tangible property (other than Work itself) including the loss of use resulting wherefrom and (b) is caused in whole or in part by any negligent act or omission of the CONTRACTOR, any Subcontractor, anyone directly or indirectly employed by any of them or anyone for whose acts any of them may be liable, regardless of whether or not it is caused in part by a party indemnified hereunder.

6.34 In any and all claims against the OWNER or the ENGINEER or any of their agents or employees, by any employee of the CONTRACTOR, any Subcontractor, anyone directly or indirectly employed by any of them or anyone for whose acts any of them may be liable, the indemnification obligation under paragraph 6.33 shall not be limited in any way by any limitation on the amount or type of damages, compensation or benefits payable by or for the CONTRACTOR or any Subcontractor under workmen's compensation acts, disability benefit acts or other employee benefit acts.

6.35 The obligations of the CONTRACTOR under paragraph 6.33 shall not extend to the liability of the Engineer's negligent acts, errors or omissions or those of his employees or agents.

Responsibility for Connecting to Existing Work:

6.36 It shall be the express responsibility of the CONTRACTOR to connect his Work to each part of the existing work or work previously installed as required by the Drawings and Specifications to provide a complete installation.

Work in Street, Highway and Other Rights-of-Way:

6.37 Excavation, grading, fill, storm drainage, paving and any other construction or installations in rights-of-way of streets, highways, public carrier lines, utility lines (either aerial, surface or subsurface), etc., shall be done in accordance with requirements of the special conditions. The OWNER will be responsible for obtaining all permits necessary for the work. Upon completion of the Work, CONTRACTOR shall present to ENGINEER certificates, in triplicate, from the proper authorities stating that the Work has been done in

accordance with their requirements.

6.37.1 The OWNER will cooperate with the CONTRACTOR in obtaining action from any utilities or public authorities involved in the above requirements.

6.37.2 The ENGINEER shall be responsible for obtaining elevations of curbs and gutters, pavement, storm drainage structures, and other such items which must be established by governmental departments as soon as grading operations are begun on the site and, in any case, sufficiently early in the construction period to prevent any adverse effect on the Project.

Cooperation with Governmental Departments, Public Utilities, Etc:

6.38 The OWNER shall be responsible for making all necessary arrangements with governmental departments, public utilities, public carriers, service companies and corporations owning or controlling roadways, railways, water, sewer, gas, electrical, telephone, and telegraph facilities such as pavements, tracks, piping, wires, cables, conduits, poles, guys, etc., including incidental structure connected therewith, that are encountered in the work in order that such items may be properly shored, supported and protected, or the CONTRACTOR may relocate them if he so desires. The CONTRACTOR shall give all proper notices, shall comply with requirements of such parties in the performance of his Work, shall permit entrance of such parties on the Project in order that they may perform their necessary work, and shall pay all charges and fees made by such parties for this work.

6.38.1 The CONTRACTOR'S attention is called to the fact that there may be delays on the Project due to work to be done by governmental departments, public utilities, and others in repairing or moving poles, conduits, etc. The CONTRACTOR shall cooperate with the above parties, in every way possible, so that the construction can be completed in the least possible time.

6.38.2 The CONTRACTOR shall have made himself familiar with all codes, laws, ordinances and regulations which in any manner affect those engaged or employed in the Work, or materials and equipment used in or upon the Work, or in any way affect the conduct of the Work, and no plea of misunderstanding will be considered on account of his ignorance thereof.

Use of Premises:

6.39 CONTRACTOR shall confine his apparatus, storage of materials, and operations of his workmen to limits indicated by law, ordinances, permits, and directions of ENGINEER and OWNER, and shall not unnecessarily encumber any part of site.

6.39.1 CONTRACTOR shall not overload or permit any part of any structure to be loaded with such weight as will endanger its safety, nor shall he subject any part of the Work to

stresses or pressures that will endanger it.

6.39.2 CONTRACTOR shall enforce OWNER'S instructions in connection with signs, advertisements, fires and smoking.

6.39.3 CONTRACTOR shall arrange and cooperate with OWNER in routing and parking of automobiles of his employees, subcontractors and other personnel and in routing material delivery trucks and other vehicles to the Project Site.

Protection of Existing Property Improvements:

6.40 Any existing surface or subsurface improvements, such as pavements, curbs, sidewalks, pipes or utilities, footings or structures (including portions thereof), trees, and shrubbery not indicated on the Drawings or noted in the Specifications as being removed or altered shall be protected from damage during construction of the Project. Any such improvements damaged during construction of the Project shall be restored to a condition equal to that existing at time of award of Contract.

Temporary Heat:

6.41 The General CONTRACTOR shall provide heat, fuel and services as necessary to protect all work and materials, within all habitable areas of permanent building construction, for all contracts against injury from dampness and cold until final acceptance of all work and materials for the Project, unless building is fully occupied by the OWNER prior to such acceptance, in which case the OWNER shall assume all expenses of heating from date of full occupancy. In areas outside those covered above, each prime contractor shall be responsible for providing such temporary heat, fuel and services as required to protect his work or shall make all necessary arrangements with the General CONTRACTOR for providing such temporary heat, fuel and services. Unless otherwise specifically permitted by Special Conditions, the permanent heating system shall not be used to provide temporary heat. CONTRACTOR'S proposed methods of heating shall be submitted for approval.

ARTICLE 7 - WORK BY OTHERS:

7.1 The OWNER may perform additional work related to the Project by himself, or he may let other direct contracts therefore which shall contain General Conditions similar to these. The CONTRACTOR will afford the other contractors who are parties to such direct contracts (or the OWNER, if he is performing the additional work himself), reasonable opportunity for the introduction and storage of materials and equipment and the execution of work, and shall properly connect and coordinate his Work with theirs.

7.2 If any part of the CONTRACTOR'S work depends for proper execution or results upon the work of any such other CONTRACTOR (or the OWNER), the CONTRACTOR will

promptly report to the ENGINEER in writing any defects or deficiencies in such work that render it unsuitable for such proper execution and results.

7.3 The CONTRACTOR will do all cutting, fitting, and patching of his Work that may be required to make its several parts come together properly and fit it to receive or be received by such other work. The CONTRACTOR will not endanger any work of others by cutting, excavating or otherwise altering their work and will only cut or alter their work with the written consent of the ENGINEER and of the other contractors whose work will be affected.

7.4 If the performance of additional work by other contractors or the OWNER is not noted in the Contract Documents prior to the execution of the Contract, written notice thereof shall be given to the CONTRACTOR prior to starting any such additional work. If the CONTRACTOR believes that the performance of such additional work by the OWNER or others involves him in additional expense or entitles him to an extension of the Contract Time, he may make a claim therefore as provide in Articles 11 and 12.

7.5 Where practicable, the General CONTRACTOR shall build around the work of other separate contractors or shall leave chases, slots and holes as required to receive and to conceal within the general construction work the work of such other separate contractors as directed by them. Where such chases, slots, etc., are impracticable, the work shall require specific approval of the ENGINEER.

7.6 Necessary chases, slots and holes not built or left by the General CONTRACTOR shall be cut by the separate contractor requiring such alterations after approval of the General CONTRACTOR. The General CONTRACTOR shall do all patching and finishing of his Work where cut by other contractors at the expense of such other contractors.

7.7 Cooperation is required in the use of site facilities and in the detailed execution of the Work. Each CONTRACTOR shall coordinate his operations with those of the other contractors for the best interest of the Work in order to prevent delay in the execution thereof.

7.8 Each CONTRACTOR shall keep himself informed of the progress of the work of other contractors. Should lack of progress or defective workmanship on the part of other contractors interfere with his operations, the CONTRACTOR shall notify the ENGINEER immediately. Lack of such notice to the ENGINEER will be construed as acceptance by the CONTRACTOR of the status of the work of other contractors as being satisfactory for proper coordination of his own work.

7.9 Each CONTRACTOR shall give notices of the progress of his work so as to allow other contractors adequate opportunity to properly direct and coordinate their work. The General Contractor shall give notices of the progress of his Work so that work of other contractors, when required to be concealed, may be placed before the general construction Work. All such notices shall be submitted to the ENGINEER with copies to other prime contractors on

the Project sufficiently ahead of job progress to permit adequate time for the other prime contractors to coordinate their work.

7.10 The cost of extra work resulting from lack of notices, untimely notices, failure to respond to notices, defective work or lack of coordination shall be borne by the CONTRACTOR responsible for such lack of notices, etc.

ARTICLE 8 - OWNER'S RESPONSIBILITIES:

8.1 The OWNER will issue all communications to the CONTRACTOR through the ENGINEER.

8.2 In case of termination of the employment of the ENGINEER, the OWNER will appoint an engineer against whom the CONTRACTOR makes no reasonable objection, whose status under the Contract Documents shall be that of the former ENGINEER. Any dispute in connection with such appointment shall be subject to arbitration, if mutually agreeable.

8.3 The OWNER will furnish the data required of him under the Contract Documents promptly and shall make payments to the CONTRACTOR promptly after they are due as provided in Article 14.

8.4 OWNER'S duties in respect of providing lands and easements and providing engineering surveys to establish reference points are set forth in paragraphs 4.1, 4.4 and the Special Conditions. Paragraphs 4.2 and 4.3 refer to OWNER'S identifying and making available to CONTRACTOR copies of surveys and investigation reports of subsurface and latent physical conditions at the site or otherwise affecting performance of the Work which have been relied upon by ENGINEER in preparing the Drawings and Specifications.

8.5 The OWNER'S responsibilities in respect of liability and property insurance are set forth in paragraph 5.4.

8.6 In addition to his rights to request changes in the Work in accordance with Article 10, the OWNER (especially in certain instances as provided in paragraph 10.4) will be obligated to execute Change Orders.

8.7 In connection with the OWNER'S right to stop Work or suspend Work; see paragraph 15.1. Paragraph 15.3 deals with the OWNER'S right to terminate services of the CONTRACTOR under certain circumstances.

8.8 The OWNER shall have the right to take possession of and use any completed or partially completed portions of the Work, notwithstanding the fact that the time for completing the entire Work or any portion thereof may not have expired; but such taking possession and use shall not be deemed an acceptance of any Work not completed in accordance with the Contract Documents. If such prior use increases the cost of or delays

the Work, the CONTRACTOR shall be entitled to such extra compensation or extension of time or both, except by prior agreement, as the ENGINEER may determine. See paragraph 14.11.

ARTICLE 9 - ENGINEER'S STATUS DURING CONSTRUCTION:

Owner's Representative:

9.1 The ENGINEER shall be the OWNER'S representative during the construction period. The duties and responsibilities and the limitations of authority of the ENGINEER as the OWNER'S representative during construction are set forth in Articles 1 through 17 of these General Conditions and shall not be extended without written consent of the OWNER and the ENGINEER.

9.1.1 The ENGINEER'S decision, in matters relating to aesthetics shall be final, if within the terms of the Contract Documents.

9.1.2 Except as may be otherwise provided in this contract all claims, counter-claims, disputes and other matters in question between the OWNER and the CONTRACTOR arising out of or relating to this agreement or the breach thereof will be decided by arbitration if the parties hereto mutually agree, or in a court of competent jurisdiction within the State in which the OWNER is located.

Visits to Site:

9.2 The ENGINEER will make periodic visits to the site to observe the progress and quality of the executed Work and to determine, in general, if the Work is proceeding in accordance with the Contract Documents. He will not be required to make continuous on-site observations to check the quality or quantity of the Work. His efforts will be directed toward ascertaining on behalf of the OWNER that the completed Project will conform to the requirements of the Contract Documents. On the basis of his on-site observations as an experienced and qualified design professional, he will keep the OWNER informed of the progress of the Work and will endeavor to guard the OWNER against defects and deficiencies in the Work of contractors.

Clarifications and Interpretations:

9.3 The ENGINEER will issue with reasonable promptness such written clarification or interpretations of the Contract Documents (in the form of Drawings or otherwise) as he may determine necessary, which shall be consistent with or reasonably inferable from the overall intent of the Contract Documents. If the Contractor believes that a written clarification and interpretation entitles him to an increase in the Contract Price or extension of Contract Time, he may make a claim therefore as provided in Articles 11 and 12.

Measurement of Quantities:

9.4 All Work completed under the Contract will be measured by the ENGINEER according to the United States Standard Measures. All linear surface measurements will be made horizontally or vertically as required by the item measured.

Rejecting Defective Work:

9.5 The ENGINEER will have authority to disapprove or reject Work which is "defective" (which term is hereinafter used to describe Work that is unsatisfactory, faulty or defective, or does not meet the requirements of any inspection, test or approval or has been damaged prior to final acceptance). He will also have authority to require special inspection or testing of the Work whether or not the Work is fabricated, installed or completed.

Shop Drawings, Change Orders and Payments:

9.6 In connection with the ENGINEER'S responsibility as to Shop Drawings and samples, see paragraphs 6.22 through 6.27, inclusive.

9.7 In connection with the ENGINEER'S responsibility for Change Orders; see Articles 10, 11, and 12.

9.8 In connection with the ENGINEER'S responsibilities in respect of Application for Payment, etc., see Article 14.

Resident Project Representative:

9.9 The OWNER or the ENGINEER will provide on-site representation sufficient to guarantee that construction is in general compliance with the construction drawings and the contract specifications.

Decisions on Disagreements:

9.10 The ENGINEER will be the initial interpreter of the terms and conditions of the Contract Documents and the judge of the performance hereunder. In his capacity as interpreter and judge, he will exercise his best efforts to insure faithful performance by both the OWNER and the CONTRACTOR. He will not show partiality to either and shall not be liable for the result of any interpretation or decision rendered in good faith. Claims, disputes and other matters relating to the execution and progress of the Work or the interpretation of or performance under the Contract Documents shall be referred initially to the ENGINEER for decision; which he shall render in writing within a reasonable time.

9.11 Either the OWNER or the CONTRACTOR, if the other agrees, may request legal action with respect to any such claim, dispute or other matter that has been referred to the

ENGINEER, except any which have been waived by the making or acceptance of final payment as provided in paragraph 14.11, such legal action to be in accordance with Article 16. However, no request for legal action of any such claim, dispute or other matter shall be made until the earlier of (a) the date on which the ENGINEER has rendered his decision or (b) the tenth day after the parties have presented their evidence to the ENGINEER if he has not rendered his written decision before that date. No request for legal action shall be made later than thirty (30) days after the date on which the ENGINEER rendered his written decision in respect of the claim, dispute or other matter as to which legal action is sought; and the failure to request legal action within said thirty (30) days period shall result in the ENGINEER'S decision being final and binding upon the OWNER and the CONTRACTOR. If the ENGINEER renders a decision after legal proceedings have been initiated, such decision may be entered as evidence but shall not supersede the legal proceedings, except where the decision is acceptable to the parties concerned.

Limitations on Engineer's Responsibilities:

9.12 Neither the ENGINEER'S authority to act under this Article 9 nor any decision made by him in good faith either to exercise or not exercise such authority shall give rise to any duty or responsibility of the ENGINEER to the CONTRACTOR, any Subcontractor, any of their agents or employees or any other person performing any of the Work.

9.13 The ENGINEER will not be responsible for the construction means, methods, techniques, sequences or procedures, or the safety precautions and programs incident thereto, and he will not be responsible for the CONTRACTOR's failure to perform the Work in accordance with the Contract Documents.

9.14 The ENGINEER will not be responsible for the acts or omissions of the CONTRACTOR, or any Subcontractors, or any of his or their agents or employees, or any other person performing any of the Work.

ARTICLE 10 - CHANGES IN THE WORK:

10.1 Without invalidating the Agreement, the OWNER may, at any time or from time to time, order additions, deletions or revisions in the Work; these will be authorized by Change Orders. Upon receipt of a Change Order, the CONTRACTOR will proceed with the Work involved. All such Work shall be executed under the applicable conditions of the Contract Documents. If any Change Order causes an increase or decrease in the Contract Price or an extension or shortening of the Contract Time, an equitable adjustment will be made as provided in Article 11 or Article 12. A Change Order signed by the CONTRACTOR indicates his agreement therewith.

10.2 The ENGINEER may authorize minor changes or alterations in the Work not involving extra cost and not inconsistent with the overall intent of the Contract Documents. These may be accomplished by a Field Order. If the CONTRACTOR believes that any minor

change or alteration authorized by the ENGINEER entitles him to an increase in the Contract Price or extension of Contract Time, he may make a claim therefore as provided in Articles 11 and 12.

10.3 Additional Work performed by the CONTRACTOR without authorization of a Change Order will not entitle him to an increase in the Contract Price or an extension of the Contract Time, except in the case of an emergency as provided in paragraph 6.21 and except as provided in paragraph 10.2.

10.4 The OWNER will execute appropriate Change Orders prepared by the ENGINEER covering changes in the Work to be performed as provided in paragraph 4.4, and Work performed in an emergency as provided in paragraph 6.21 and any other claim of the CONTRACTOR for a change in the Contract Time or the Contract Price which is approved by the ENGINEER.

10.5 It is the CONTRACTOR'S responsibility to notify his surety of any changes affecting the general scope of the Work or change in the Contract Price and the amount of the applicable bonds shall be adjusted accordingly. The CONTRACTOR will furnish proof of such adjustment to the OWNER.

ARTICLE 11 - CHANGE OF CONTRACT PRICE:

11.1 The Contract Price constitutes the total compensation payable to the CONTRACTOR for performing the Work. All duties, responsibilities and obligations assigned to or undertaken by the CONTRACTOR shall be at his expense without changing the Contract Price.

11.2 (a) The OWNER may, at any time, without notice to the sureties, by written order designated or indicated to be a change order, make any change in the Work within the general scope of the contract, including but not limited to changes:

(1) In the specifications (including drawings and designs);
(2) In the method or manner of performance of the work;
(3) In the Owner-furnished facilities, equipment, materials, services, or site; or
(4) Directing acceleration in the performance of the work.

(b) Any other written order or an oral order (which terms as used in this paragraph (b) shall include direction, instruction, interpretation or determination) from the OWNER, which causes any such change, shall be treated as a change order under this clause, provided that the CONTRACTOR gives the OWNER written notice stating the date, circumstances, and source of the order and that the CONTRACTOR regards the order as a change order.

(c) Except as herein provided, no order, statement, or conduct of the OWNER shall be treated as a change under this clause or entitle the Contractor to an equitable adjustment hereunder.

(d) If any change under this clause causes an increase or decrease in the CONTRACTOR'S cost of, or the time required for, the performance of any part of the work under this contract, whether or not changed by any order, an equitable adjustment shall be made and the contract modified in writing accordingly: PROVIDED, HOWEVER, that except for claims based on defective specifications, no claim for any change under (b) above shall be allowed for any costs incurred more than 20 days before the CONTRACTOR gives written notice as therein required. And provided further, that in the case of defective specifications for which the OWNER is responsible, the equitable adjustment shall include any increased cost reasonably incurred by the CONTRACTOR in attempting to comply with such defective specifications.

(e) If the CONTRACTOR intends to assert a claim for an equitable adjustment under this clause, he must, within 30 days after receipt of a written change order under (a) above or the furnishing of a written notice under (b) above, submit to the OWNER a written statement setting forth the general nature and monetary extent of such claim, unless this period is extended by the OWNER. The statement of claim hereunder may be included in the notice under (b) above.

(f) No claim by the CONTRACTOR for an equitable adjustment hereunder shall be allowed if asserted after final payment under this contract.

11.3 The value of any Work covered by a Change Order or of any claim for an increase or decrease in the Contract Price shall be determined in one of the following ways:

11.3.1 Where the Work involved is covered by unit prices contained in the Contract

Documents by application of unit prices to the quantities of the items involved. Should the Work (by quantity) be increased or decreased by 15 per cent from that stipulated in the Contract Documents, the OWNER and the CONTRACTOR may request adjustment of the unit prices by negotiation. If negotiation fails to reach agreement, then either party may request arbitration for the volume in excess of the 15 per cent differential.

11.3.2 By negotiated lump sum.

11.3.3 The actual cost for labor, direct overhead, materials, supplies, equipment, and other services necessary to complete the work plus a fixed amount to be agreed upon to cover the cost of general overhead and profit to be negotiated.

11.4 The term Cost of the Work means the sum of all costs necessarily incurred and paid by the CONTRACTOR in the proper performance of the Work. Except as otherwise maybe agreed to in writing by OWNER, such costs shall be in amounts no higher than those prevailing in the locality of the Project, shall include only the following items and shall not include any of the costs itemized in paragraph 11.5:

11.4.1 Payroll costs for employees in the direct employ of CONTRACTOR in the performance of the Work under schedules of job classifications agreed upon by OWNER and CONTRACTOR. Payroll costs for employees not employed full time on the Work shall be apportioned on the basis of their time spent on the Work. Payroll costs shall include, but not be limited to salaries and wages plus the costs of fringe benefits which shall include social security contributions, unemployment, excise and payroll taxes, workmen's compensation, health and retirement benefits, bonuses, sick leave, vacation and holiday pay applicable thereto. Such employees shall include superintendents and foremen at the site. The expenses of performing work after regular working hours, on Sunday or legal holidays shall be included in the above to the extent authorized by OWNER.

11.4.2 Cost of all materials and equipment furnished and incorporated in the Work, including costs of transportation and storage thereof, and manufacturer's field services required in connection therewith. All cash discounts shall accrue to CONTRACTOR unless OWNER deposits funds with CONTRACTOR with which to make payments, in which case the cash discounts shall accrue to OWNER. All trade discounts, rebates and refunds, and all returns from sale of surplus materials and equipment shall accrue to OWNER, and CONTRACTOR shall make provisions so that they may be obtained.

11.4.3 Payments made by CONTRACTOR to the Subcontractors for Work performed by Subcontractors. If required by OWNER, CONTRACTOR shall obtain competitive bids from Subcontractors acceptable to him and shall deliver such Bids to OWNER who will then determine with the advice of ENGINEER, which Bids will be accepted. If a subcontract provides that the Subcontractor is to be paid on the basis of Cost of Work plus a Fee, the cost of the Work shall be determined in accordance with paragraphs 11.4 and 11.5.

11.4.4 Costs of special consultants (including but not limited to, engineers, architects, testing laboratories, surveyors, lawyers and accountants) employed for services specifically related to the Work.

11.4.5 Supplemental costs including the following:

11.4.5.1 The proportion of necessary transportation, travelling and subsistence expenses of CONTRACTOR'S employees incurred in discharge of duties connected with the Work.

11.4.5.2 Cost, including transportation and maintenance, of all materials, supplies, equipment, machinery, appliances, office and temporary facilities at the site and hand tools not owned by the workmen, which are consumed in the performance of the Work, and cost less market value of such items used but not consumed which remain the property of CONTRACTOR.

11.4.5.3 Rentals of all construction equipment and machinery and the parts thereof whether rented from CONTRACTOR or other in accordance with rental agreements approved by

OWNER with the advice of ENGINEER, and the cost of transportation, loading, unloading, installation, dismantling and removal thereof--all in accordance with terms of said rental agreements. The rental of any such equipment, machinery or parts shall end when the use thereof is no longer necessary for the Work.

11.4.5.4 Sales, use or similar taxes related to the Work, and for which CONTRACTOR is liable imposed by any governmental authority.

11.4.5.5 Deposits lost for causes other than CONTRACTOR'S negligence, royalty payments and fees for permits and licenses. Costs for permits and licenses must be shown as a separate item.

11.4.5.6 Losses, damages and expenses, not compensated by insurance or otherwise, sustained by CONTRACTOR in connection with the execution of, and to, the Work, provided they have resulted from causes other than the negligence of CONTRACTOR, any Subcontractors, or anyone directly or indirectly employed by any of them or for whose acts any of them may be liable. Such losses shall include settlements made with the written consent and approval of OWNER. No such losses, damages and expenses shall be included in the Cost of Work for the purpose of determining CONTRACTOR'S fee. If however, any such loss or damage requires reconstruction and CONTRACTOR is placed in charge thereof, he shall be paid for his services a fee proportionate to that stated in paragraph 11.6.2.

11.4.5.7 The cost of utilities, fuel and sanitary facilities at the site.

11.4.5.8 Minor expenses such as telegrams, long distance telephone calls, telephone service at the site, expressage and similar petty cash items in connection with the Work.

11.4.5.9 Cost of premiums for additional Bonds and Insurance required because of changes in the Work.

11.5 The term cost of the Work shall not include any of the following:

11.5.1 Payroll costs and other compensation of CONTRACTOR'S officers, executives, principals, (of partnership and sole proprietorships), general managers, engineers, architects, estimators, lawyers, auditors, accountants, purchasing and contracting agents, expeditors, timekeepers, clerks and other personnel employed by CONTRACTOR whether at the site or in his principal or a branch office for general administration of the Work and not specifically included in the schedule referred to in subparagraph 11.4.1 -- all of which are to be considered administrative costs covered by the CONTRACTOR'S Fee.

11.5.2 Expenses of CONTRACTOR'S principal and branch offices other than his office at the site.

11.5.3 Any part of CONTRACTOR'S capital expenses, including interest on CONTRACTOR'S

capital employed for the Work and charges against CONTRACTOR'S for delinquent payments.

11.5.4 Cost of premiums for all bonds and for all insurance policies whether or not CONTRACTOR is required by the Contract Documents to purchase and maintain the same (except as otherwise provide in subparagraph 11.4.5.9.)

11.5.5 Costs due to the negligence of CONTRACTOR, any Subcontractors, or anyone directly or indirectly employed by any of them or for whose acts any of them may be liable including but not limited to, the correction of defective work, disposal of materials or equipment wrongly supplied and making good any damage to property.

11.5.6 Other overhead or general expense costs of any kind and the costs of any item not specifically and expressly included in paragraph 11.4.

11.6 The CONTRACTOR'S Fee which shall be allowed to CONTRACTOR for his overhead and profit shall be determined as follows;

11.6.1 A mutually acceptable firm fixed price; or if none can be agreed upon,

11.6.2 A mutually acceptable fixed fee based on the estimate of the various portions of the Cost of the Work.

11.7 The amount of credit to be allowed by CONTRACTOR to OWNER for any such change which results in a net decrease in cost will be the amount of the actual net decrease. When both additions and credits are involved in any one change, the net shall be computed to include overhead and profit, identified separately, for both additions and credits.

11.8 Whenever the cost of any Work is to be determined pursuant to paragraphs 11.4 and 11.5, CONTRACTOR will submit in form prescribed by ENGINEER an itemized cost breakdown together with supporting data.

11.9 Allowances: It is understood that the CONTRACTOR has included in the Contract Price all allowances so named in the Contract Documents and shall cause the Work so covered to be done by such material men, suppliers, or Subcontractors and for such sums within the limit of the allowances as the ENGINEER may approve. Upon final payment, the Contract Price shall be adjusted as required and an appropriate Change Order issued. The CONTRACTOR agrees that the original Contract Price includes such sums as he deems proper for costs and profit on account of cash allowances. No demand for additional cost or profit in connection therewith will be allowed.

11.9.1 These allowances shall cover the cost to the CONTRACTOR less any applicable trade

discount, of the materials and equipment required by the allowance delivered at the site, and all applicable taxes.

11.9.2 The CONTRACTOR'S costs for unloading and handling on site, labor, installation costs, overhead, profit and other expenses contemplated for the original allowance shall be included in the Contract Price and not in the allowance.

11.9.3 Whenever the cost, as described in 11.9.1 above, is more than or less than the allowance, the Contract Price shall be adjusted accordingly by Change Order. The amount of the Change Order will recognize changes, if any, in handling costs on the site, labor, installation costs, overhead, profit and other expenses, except that whenever unit price allowances are stipulated for brick, the Change Order will not include any cost as described in 11.5 above.

ARTICLE 12 - CHANGE OF THE CONTRACT TIME:

12.1 The Contract Time may only be changed by a Change Order. Any claim for an extension in the Contract Time shall be based on written notice delivered to OWNER and ENGINEER within ten days of the occurrence of the event giving rise to the claim. Notice of the extent of the claim with supporting data shall be delivered within forty-five days of such occurrence unless ENGINEER allows an additional period of time to ascertain more accurate data. All claims for adjustment in the Contract Time shall be determined by ENGINEER if OWNER and CONTRACTOR cannot otherwise agree. Any change in the Contract Time resulting from any such claim shall be incorporated in a Change Order.

12.2 The Contract Time will be extended in an amount equal to time lost due to delays beyond the control of CONTRACTOR if he makes a claim therefore as provided in paragraph 12.1. Such delays shall include, but not be restricted to, acts or neglect by any separate contractor employed by OWNER, fires, floods, labor disputes, epidemics, abnormal weather conditions, or acts of God.

12.3 All time limits stated in the Contract Documents are of the essence of the Agreement. The provisions of the Article 12 shall not exclude recovery for damages (including compensation for additional professional services) for delay by either parties.

12.4 No claim for delay shall be allowed because of failure to furnish Drawings until two weeks after demand for such drawings and not then unless such claim be reasonable.

12.5 This article does not exclude the recovery of damages for delay by either party under other provisions in the Contract Documents.

ARTICLE 13 - GUARANTY:

13.1 The CONTRACTOR shall guarantee all materials and equipment furnished and Work

performed for a period of one (1) year from the date of SUBSTANTIAL COMPLETION. The CONTRACTOR warrants and guarantees for a period of one (1) year from the date of SUBSTANTIAL COMPLETION of the system that the completed system is free from all defects due to faulty materials or workmanship and the CONTRACTOR shall promptly make such corrections as may be necessary by reason of such defects including the repairs of any damage to other parts of the system resulting from such defects. The OWNER will give notice of observed defects with reasonable promptness. In the event that the CONTRACTOR should fail to make such repairs or adjustments, in the Work that may be made necessary by such defects, the OWNER may do so and charge the CONTRACTOR the cost thereby incurred. The Performance Bond shall remain in full force and effect through the guarantee period.

ARTICLE 14 - PAYMENTS AND COMPLETION:

Payments to Contractors:

14.1 At least ten (10) days before each progress payment falls due (but not more often than once a month), the CONTRACTOR will submit to the ENGINEER a partial payment estimate filled out and signed by the CONTRACTOR covering the WORK performed during the period covered by the partial payment estimate and supported by such data as the ENGINEER may reasonably require. If payment is requested on the basis of materials and equipment not incorporated in the Work but delivered and suitably stored at or near the site, the partial payment estimate shall also be accompanied by such supporting data, satisfactory to the OWNER. The ENGINEER will, within ten (10) days after receipt of each partial payment estimate, either indicate in writing his approval of payment and present the partial payment estimate to the OWNER, or return the partial payment estimate to the CONTRACTOR indicating in writing his reasons for refusing to approve payment. In the latter case, the CONTRACTOR may make the necessary corrections and resubmit the partial payment estimate. The OWNER will, within sixty (60) days of presentation to him of an approved partial payment estimate, pay the CONTRACTOR a progress payment on the basis of the approved partial payment estimate. The OWNER may retain a portion of the amount otherwise due the CONTRACTOR. Except as State law otherwise provides, the amount the OWNER retains shall be limited to the following:

14.1.1 Withholding of not more than 10 percent of the payment claimed until work is 50 percent complete;

14.1.2 When Work is 50 percent complete, reduction of the withholding to 5 percent of the dollar value of all Work satisfactorily completed to date, provided that the CONTRACTOR is making satisfactory progress and there is no specific cause for greater withholding;

14.1.3 When the Work is substantially complete (operational or beneficial occupancy), the withheld amount shall be further reduced below 5 percent to only that amount necessary to assure completion.

14.1.4 The OWNER may reinstate up to 10 percent withholding if the OWNER determines, at its discretion, that the CONTRACTOR is not making satisfactory progress or there is other specific cause for such withholding.

Contractor's Warranty of Title:

14.2 The CONTRACTOR warrants and guarantees that title to all work, materials and equipment covered by an Application for Payment, whether incorporated in the Project or not, will have passed to the OWNER prior to the making of the Application for payment, free and clear of all liens, claims, security interests and encumbrances (hereafter in these General Conditions referred to as "Liens") and that no work, materials or equipment covered by an Application for Payment will have been acquired by the CONTRACTOR or by any other person performing the Work at the Site or furnishing materials and equipment for the Project, subject to an agreement under which an interest therein or encumbrance thereon is retained by the seller or otherwise imposed by the CONTRACTOR or such other person.

Approval of Payments:

14.3 The ENGINEER'S approval of any payment requested in an Application for Payment shall constitute a representation by him to the OWNER, based on the ENGINEER'S on-site observations of the Work in progress as an experienced and qualified design professional and on his review of the Application of Payment and the supporting data, that the Work has progressed to the point indicated; That, to the best of his knowledge, information and belief, the quality of the Work is in accordance with the Contract Documents (subject to an evaluation of the Work as a functioning Project upon Substantial Completion, to the results of any subsequent tests called for in the Contract Documents and any qualifications stated in his approval), and that the CONTRACTOR is entitled to payment of the amount approved. However, by approving any such payment, the ENGINEER shall not thereby be deemed to have represented that he made exhaustive or continuous on-site observations to check the quality or the quantity of the Work, or that he has reviewed the means, methods, techniques, sequences, and procedures of construction or that he has made any examination to ascertain how or for what purpose the CONTRACTOR has used the moneys paid or to be paid to him on account of the Contract Price, or that title to any Work, materials, or equipment has passed to the OWNER free and clear of any Liens.

14.4 The CONTRACTOR shall make the following certification on each request for payment: "I hereby certify that the labor and materials listed on this request for payment has been used in the construction of this work or that all materials included in this request for payment and not yet incorporated into the construction are now on the site or stored at an approved location; and payment received from the last request for payment has been used to make payments to all first tier subcontractors and suppliers except as listed below."

14.5 The ENGINEER'S approval of final payment shall constitute an additional

representation by him to the OWNER that the conditions precedent to the CONTRACTOR'S being entitled to final payment as set forth in paragraph 14.11 have been fulfilled.

14.6 The ENGINEER may refuse to approve the whole or any part of any payment if, in his opinion, he is unable to make such representations to the OWNER. He may also refuse to approve any such payment, because of subsequently discovered evidence or the results of subsequent inspections or tests nullify any such payment previously approved, to such extent as may be necessary in his opinion to protect the OWNER from loss because:

14.6.1 The Work is defective, or completed Work has been damaged requiring correction or replacement,

14.6.2 The Work for which payment is request cannot be verified,

14.6.3 Claims or Liens have been filed or there is reasonable evidence indicating the probable filing thereof,

14.6.4 The Contract Price has been reduced because of Modifications,

14.6.5 The OWNER has been required to correct defective Work or complete the Work in accordance with paragraph 13.1,

14.6.6. Of unsatisfactory prosecution of the Work, including failure to clean up as required by paragraphs 6.29 and 6.30,

14.6.7. Of persistent failure to cooperate with other contractors on the Project and persistent failure to carry out the Work in accordance with the Contract Documents,

14.6.8. Of liquidated damages payable by the CONTRACTOR or,

14.6.9. Of any other violation of, or failure to comply with, the provisions of the Contract Documents.

14.7 Prior to Substantial Completion, the OWNER, with the approval of the ENGINEER and with the concurrence of the CONTRACTOR, may use any completed or substantially completed portions of the Work. Such use shall not constitute and acceptance of such portions of the Work.

14.8 The OWNER shall have the right to enter the premises for the purpose of doing work not covered by the Contract Documents. This provision shall not be construed as relieving the CONTRACTOR of the sole responsibility for the care and protection of the Work, or restoration of any damaged Work, except such as may be caused by agents or employees of the OWNER.

14.9 Upon completion and acceptance of the Work, the ENGINEER shall issue a certificate attached to the final payment request that the Work has been accepted by him under the conditions of the Contract Documents. The entire balance found to be due the CONTRACTOR, including the retained percentages, but except such sums as may be lawfully retained by the OWNER, shall be paid to the CONTRACTOR within sixty (60) days of completion and acceptance of the Work.

14.10 The CONTRACTOR will indemnify and save the OWNER or the OWNER'S agents harmless from all claims growing out of the lawful demands of Subcontractors, laborers, workmen, mechanics, material men, and furnishers of machinery and parts thereof, equipment, tools, and all supplies, incurred in the furtherance of the performance of the Work. The CONTRACTOR shall, at the OWNER'S request, furnish satisfactory evidence that all obligations of nature designated above have been paid, discharged, or waived. If the CONTRACTOR fails to do so the OWNER may, after having notified the CONTRACTOR, either pay unpaid bills or withhold from the CONTRACTOR'S unpaid compensation a sum of money deemed reasonably sufficient to pay any and all such lawful claims until satisfactory evidence is furnished that all liabilities have been fully discharged whereupon payment to the CONTRACTOR shall be resumed, in accordance with the terms of the Contract Documents, but in no event shall the provisions of this sentence be construed to impose any obligations upon the OWNER to either the CONTRACTOR, any payment so made by the OWNER shall be considered as a payment made under the Contract Documents by the OWNER to the CONTRACTOR and the OWNER shall not be liable to the CONTRACTOR for any such payments made in good faith.

Acceptance of Final Payment as Release:

14.11 The acceptance by the CONTRACTOR of final payment shall be and shall operate as a release to the OWNER of all claims and liability to the CONTRACTOR other than claims in stated amounts as may be specifically excepted by the CONTRACTOR for all things done or furnished in connection with this Work and for every act and neglect of the OWNER and others relating to or arising out of this Work. Any payment however, final or otherwise, shall not release the CONTRACTOR or his sureties from any obligations under the Contract Documents or the Performance Bond and Payment Bonds.

ARTICLE 15 - SUSPENSION OF WORK AND TERMINATION:

Owner May Suspend Work:

15.1 The OWNER may, at any time and without cause, suspend the Work or any portion thereof for a period of not more than ninety days by notice in writing to the CONTRACTOR and the ENGINEER which shall fix the date on which Work shall be resumed. The CONTRACTOR will be allowed an increase in the Contract Price or an extension of the Contract Time, or both, directly attributable to any suspension if he makes a claim therefore

as provided in Articles 11 and 12.

Work During Inclement Weather:

15.2 No Work shall be done under these Specifications except by permission of the OWNER when the weather is unfit for good and careful work to be performed. Should the severity of the weather continue, the CONTRACTOR, upon the direction of the OWNER, shall suspend all work until instructed to resume operations by the OWNER and the Contract Time shall be extended to cover the duration of the order. Work damaged during periods of suspension due to inclement weather shall be repaired and/or replaced by the CONTRACTOR. Any compensation for repairs or replacements shall be subject to approval of the OWNER.

Owner May Terminate:

15.3 If the CONTRACTOR is adjudged bankrupt or insolvent, or if he makes a general assignment for the benefit of his creditors, or if a trustee or receiver is appointed for the CONTRACTOR or for any of his property; or if he files a petition to take advantage of any debtor's act, or to reorganize under the bankruptcy or similar laws, or if he repeatedly fails to supply sufficient skilled workmen or suitable materials or equipment, or if he repeatedly fails to make prompt payments to Subcontractors or for labor, materials or equipment or he disregards laws, ordinances, rules regulations or orders of any public body having jurisdiction, or if he disregards the authority of the ENGINEER, or if he otherwise violates any provision of the Contract Documents, then the OWNER may without prejudice to any other right or remedy and after giving the CONTRACTOR and his surety seven days written notice, terminate the services of the CONTRACTOR and take possession of the Project and of all materials, equipment, tools, construction equipment and machinery thereon owned by the CONTRACTOR, and finish the Work by whatever method he may deem expedient. In such case the CONTRACTOR shall not be entitled to receive any further payment until the Work is finished. If the unpaid balance of the Contract Price exceeds the direct and indirect costs of completing the Project, including compensation for additional professional services, such excess shall be paid to the CONTRACTOR. If such costs exceed such unpaid balance, the CONTRACTOR or the Surety will pay the difference to the OWNER. Such costs incurred by the OWNER will be determined by the ENGINEER and incorporated in a Change Order.

15.4 Where the CONTRACTOR'S services have been so terminated by the OWNER, said terminations shall not affect any rights of the OWNER against the CONTRACTOR then existing or which may thereafter accrue. Any retention or payment of moneys by the OWNER due the CONTRACTOR will not release the CONTRACTOR from liability.

15.5 Upon seven days written notice to the CONTRACTOR and the ENGINEER, the OWNER may, without cause and without prejudice to any other right or remedy, elect to abandon the Project and terminate the Agreement. In such case, the CONTRACTOR shall be paid for all Work executed and any expense sustained plus a reasonable profit.

Removal of Equipment:

15.6 In the case of termination of this Contract before completion, for any cause whatever, the CONTRACTOR if notified to do so by the OWNER, shall promptly remove any part or all of his equipment and supplies from the property of the OWNER. Should the CONTRACTOR not remove such equipment and supplies, the OWNER shall have the right to remove them at the expense of the CONTRACTOR. Equipment and supplies shall not be construed to include such items for which the CONTRACTOR has been paid in whole or in part.

Contractor May Stop Work or Terminate:

15.7 If, through no act or fault of the CONTRACTOR, the Work is suspended for a period of more than ninety (90) days by the OWNER or under an order of court or other public authority, or the ENGINEER fails to act on any Application for Payment within thirty (30) days after it is submitted, or the OWNER fails to pay the CONTRACTOR any sum approved by the ENGINEER or awarded by court ruling within thirty (30) days of its approval and presentation, then the CONTRACTOR may, upon seven (7) days written notice to the OWNER and the ENGINEER, terminate the Agreement and recover from the OWNER payment for all Work executed and any expense sustained plus a reasonable profit. In addition and in lieu of terminating the Agreement, if the ENGINEER has failed to act on an Application for Payment or the OWNER has failed to make any payment as aforesaid, the CONTRACTOR may upon seven (7) days notice to the OWNER and the ENGINEER stop the Work until he has been paid all amounts then due.

Owner Furnished Equipment:

15.8 In case the OWNER furnishes equipment to the CONTRACTOR to install, but fails to deliver it to the CONTRACTOR as required and in case such failure causes the CONTRACTOR additional expense or need for extension of time, the CONTRACTOR may make such claims upon the OWNER and obtain adjustments as provided herein.

Liquidated Damages:

15.9 If the CONTRACTOR shall fail to complete the work within the contract time, or extension of time granted by the OWNER, then the CONTRACTOR will pay to the OWNER the amount for liquidated damages as specified in the Contract Documents for each calendar day that the CONTRACTOR shall be in default after the time stipulated in the Contract Documents.

ARTICLE 16 - DISPUTE SETTLEMENT:

16.1 All claims, disputes and other matters in question arising out of, or relating to, this Agreement or the breach thereof except for claims which have been waived by the making or acceptance of final payment as provided by paragraph 14.11, shall be decided in a court of competent jurisdiction.

ARTICLE 17 - MISCELLANEOUS:

17.1 Whenever any provision of the Contract Documents requires the giving of written notice it shall be deemed to have been validly given if delivered in person to the individual or to a member of the firm or to an officer of the corporation for whom it is intended, or if delivered at or sent by registered or certified mail, postage prepaid, to the last business address known to him who gives the notice.

17.2 If the OWNER fails to make payment sixty (60) days after approval by the ENGINEER, in addition to other remedies available to the CONTRACTOR, there shall be added to each such progress payment, interest at 1% per month commencing on the first day after said payment is due and continuing until the payment is received by the CONTRACTOR.

17.3 All Specifications, Drawings and copies thereof furnished by the ENGINEER shall remain his property. They shall not be used on another Project, and, with the exception of those sets which have been signed in connection with the execution of the Agreement, shall be returned to him on request upon completion of the Project.

17.4 The duties and obligations imposed by these General Conditions, and the rights and remedies available hereunder, and, in particular but without limitation, the warranties, guarantees and obligations imposed upon CONTRACTOR by paragraphs 6.36 and 14.3 and the rights and remedies available to OWNER and ENGINEER there under, shall be in addition to, and shall not be construed in any way as a limitation of, any rights and remedies available by law, by special guarantee or by other provisions of the CONTRACT DOCUMENTS.

17.5 Should the OWNER or the CONTRACTOR suffer injury or damage to its person or property because of any error, omission or act of the other or of any of his employee or agents or others for whose acts he is legally liable, claim shall be made in writing to the other party within a reasonable time of the first observance of such injury or damage.

17.6 The CONTRACT DOCUMENTS shall be governed by the law of the place of the Project.

Progress Charts and Requirements for Overtime Work

17.7 The CONTRACTOR shall within 5 days or within such time as determined by the OWNER after date of commencement of work prepare and submit to the OWNER for

approval a practicable schedule, showing the order in which the CONTRACTOR proposes to carry on the work, the date on which he will start the several salient features (including procurement of materials, plans and equipment) and the contemplated dates for completing the same. The schedule shall be in the form of a progress chart of suitable scale to indicate appropriately the percentage of work scheduled for completion at any time. The CONTRACTOR shall enter on the chart the actual progress at such intervals as directed by the OWNER and shall immediately deliver to the OWNER three (3) copies thereof. If the CONTRACTOR fails to submit a progress schedule within the time herein prescribed, the owner may withhold approval of progress payment estimates until such time as the CONTRACTOR submits the required progress schedule.

If, in the opinion of the OWNER, the CONTRACTOR falls behind the progress schedule, the CONTRACTOR shall take such steps as may be necessary to improve his progress and the OWNER may require him to increase the number of shifts, or overtime operations, days of work, or the amount of construction plant, or update the progress schedule to reflect increased production for meeting the completion date, or all of them, and to submit for approval such supplementary schedule or schedules in chart form as may be deemed necessary to demonstrate the manner in which the agreed rate of progress will be regained, all without additional cost to the OWNER.

Failure of the CONTRACTOR to comply with the requirements of the OWNER under this provision shall be grounds for determination by the OWNER that the CONTRACTOR is not prosecuting the work with such diligence as will insure completion within the time specified. Upon such determination the OWNER may terminate the CONTRACTOR'S right to proceed with the work or any separable part thereof in accordance with the clause of the contract entitled, "Termination for Default-Damages for Delay - Time Extensions.

Should the Contractor fail to complete the work within the specified time, or within any extra time allowed under these specifications, a sum of money, determined by the following schedule, shall be deducted from any funds due the Contractor, the Owner shall have the right recover the said sum or sums from the Contractor or from the surety, or from both. The amounts of these deductions are to cover the liquidated damages to the Owner incurred by additional or other expenses due to the failure of the Contractor to complete the work or any part of the work within the time specified, and such deductions are not to be considered penalties.

The damages indicated above shall be considered as liquidated damages for the loss to the Owner on account of the expense due to the employment of Engineers and their assistants and to any others expenses incurred after the expiration of the Contract time as determined by the Engineer.

MEASUREMENT AND PAYMENT

Measurement and Payment for the following bid items shall be as described and shall include all material, equipment, labor, testing, etc. to install and make operational a complete water system as detailed on the contract drawings and as specified in the contract documents.

DUCTILE IRON, PVC and HDPE WATER SYSTEMS

Payment for item shall include furnishing and installing all pipe, trenching, compaction of required bedding and backfill excavation, disposal of excess excavated material sheeting, shoring, bracing, dewatering, testing , fittings, reducers, flushing the system and related items not specifically covered under other pay items. The contract price shall be determined by the measured distance of pipe installed and accepted per linear foot.

STEEL CASING

Payment for installation of bored or open cut steel casing shall include furnishing and installing all steel pipe, spacers, end caps, excavating, compaction of backfill, disposal of excess excavated material, sheeting, shoring, bracing, dewatering, testing and related items not specifically covered under other pay items. Length shall be determined by the measured distance of casing pipe installed and accepted per linear foot.

CONNECTION ITEMS

Payment for connection items shall include installation of reducers, fittings, valve boxes, trenching, excavation, compaction of backfill, blocking, disposal of excess excavated material, sheeting, shoring bracing, dewatering, testing, flushing and related items not specifically covered under other pay items as depicted on the construction plans. Pay shall be determined per each.

GATE VALVES

Payment for installation of gate valves shall include furnishing gate valves, valve boxes, trenching, excavating, compaction of backfill, disposal of excess excavated material, sheeting, shoring, bracing, dewatering, testing, flushing and related items not specifically covered under other pay items as depicted on the construction plans. Pay shall be determined per each.

FIRE HYDRANT WITH APPURTENANCES

Payment for installation of fire hydrant with appurtenance shall include furnishing fire hydrant, gate valve, valve box, piping, trenching, excavating, compaction of backfill, blocking, disposal of excess excavated material, sheeting, shoring, bracing, dewatering, testing, flushing and related items not specifically covered under other pay items. Pay shall be determined per each to include fire hydrant, tees, gate valve, valve box, pipe and other miscellaneous items as required to provide an operational hydrant. Pay shall be determined

per each.

FIRE SUPPRESSION CONNNECTION

Payment for installation of fire suppression connection with appurtenance shall include furnishing tee, gate valve, valve box, piping, disconnection from existing system, connection to new system, trenching, excavating, compaction of backfill, blocking, disposal of excess excavated material, sheeting, shoring, bracing, dewatering, testing, flushing and related items not specifically covered under other pay items. Pay shall be determined per each to include tees, gate valve, valve box, pipe and other miscellaneous items as required to provide an operational fire suppression connection. Pay shall be determined per each.

SERVICE TAP

Payment for residential or commercial service tap shall include all fittings, corporation stop, curb stop, tubing, materials, labor and equipment to provide a new water service. Item shall include connection from new water line to existing water meter to remain. Completion of item shall be a fully functional water service. Item shall be paid per each.

SERVICE TUBING (BORED):

Payment for installation of service tubing bored shall include furnishing and installing service tubing under existing asphalt, concrete or other area determined by the engineer to remain in place. Item shall include all boring, excavating, compaction of backfill, disposal of excess excavated material etc to install service tubing as bored. Pay shall be measured from edge to edge of existing concrete or asphalt and paid per linear foot.

RESIDENTIAL METER

Payment for residential meter shall include all components, labor and equipment for a fully operational water meter. Meter shall meet the requirements of the plans and specifications and function fully within the existing system. Item shall include meter, box and any necessary fittings and shall be paid per each.

REMOVAL OF FIRE HYDRANT WITH APPURTENANCES

Payment for removal of fire hydrant with appurtenance shall include removal of existing fire hydrant, gate valve, piping, trenching, excavating, compaction of backfill, blocking, disposal of excess excavated material, sheeting, shoring, bracing, dewatering and related items not specifically covered under other pay items to fully remove an existing fire hydrant. Pay shall be determined per each to include fire hydrant, tees, gate valve, pipe and other miscellaneous items as required to remove, secure and transport to an area designated by the owner. Pay shall be determined per each.

ABANDONMENT OF EXISTING WATER MAIN

Payment for item shall include furnishing and installing flowable fill concrete in designated pipe locations as shown on the construction drawings to abandon existing water line pipe. Pay shall include all pumping, concrete, plugs, etc to fully fill the abandoned water main. The contract price shall be determined by the measured

distance of pipe abandoned and accepted per linear foot.

REMOVE AND REST EXISTING STORM DRAIN

Payment for item shall include removal of existing storm sewer components to allow installation of the water system components. Item shall include all materials, labor, and equipment necessary to remove existing structures without damage and reset in the proper location. Should damage to the existing drainage structure be the result of improper removal, a new structure shall be provided by the contractor at no cost to the owner. The contract price shall be determined by the percentage of the project complete and paid by lump sum.

SELECT FILL MATERIAL:

Payment for installation of select fill shall include furnishing and installing granular material as specified in the contract documents and as directed by the Engineer. The unit measurement shall be loose vehicular measurement, L.V.M. Pay shall be determined per cubic yard.

ASPHALT PAVEMENT REPAIR

Payment for asphalt repair shall include furnishing and installing asphalt pavement as specified in the plans and specifications. Item shall include material, haul, placement compaction and testing necessary to meet the plans and specifications. Payment shall be per ton.

CONCRETE PAVEMENT REPAIR

Payment for concrete pavement repair shall include furnishing and installing concrete pavement as specified in the plans and specifications. Item shall include forming, material, haul, placement compaction and testing necessary to meet the plans and specifications. Payment shall be per square yard.

CONCRETE CURB AND GUTTER

Payment for concrete curb and gutter shall include removal, grading, forming, materials, placement, compaction and testing necessary to match existing curb and gutter. Item shall be paid per linear foot.

TEMPORARY EROSION CONTROL

Payment for erosion control shall include furnishing, installing and maintaining silt fence or other erosion control measures as required by current Mississippi Department of Environmental Quality standards. Erosion control measures shall be installed and maintained as planned by the contractor or as directed by the Engineer to prevent erosion under or excess siltation within 24 hours of a rain event. The unit measurement shall be lump sum and includes any required maintenance.

GRASSING

Basis of payment shall include the vegetation schedule as noted and shall be according

to the Mississippi Standard Specifications for Road and Bridge Construction, Latest Edition. The unit of measurement shall be lump sum.

MAINTENANCE OF TRAFFIC

Payment for maintenance of traffic will be lump sum. Item shall include all materials, labor and equipment to maintain traffic based on the current MUTCD or as required by the Engineer.

MOBILIZATION

Payment for mobilization shall enable contractor to assemble materials, equipment, etc. on site to prepare for construction. The unit measurement shall be lump sum. Mobilization shall be paid 50 percent at 5 percent of construction complete and 100 percent at 25 percent of construction complete.

WATER SYSTEMS

1) GENERAL

a) This item shall consist of furnishing all of the necessary materials, supervision, labor, tools, equipment and incidentals, and the installation of various types and sizes of water pipe and related items in accordance with the contract drawings and specifications, as stated in the Proposal.

2) APPLICABLE PUBLICATIONS

a) The following publications form a part of these specifications and where referred to by basic designation only, are applicable to the extent indicated. The latest editions of the publications referenced shall apply to the work.

i) AMERICAN SOCIETY FOR TESTING AND MATERIALS (ASTM)

A 139 Electric-Fusion (Arc) welded steel pipe (sizes 4 inch and over).

A 252 Welded and Seamless steel pipe piles.

C 31 Making and Curing Concrete Compressive and Flexural Strength Test Specimens in the Field.

C 33 Concrete Aggregates

C 39 Test for Compressive Strength of Cylindrical Concrete Specimens.

D 2922 Density of Soil Aggregate in place by the clear Method (shallow depths).

ii) AMERICAN NATIONAL STANDARDS INSTITUTE (ANSI)

21.10 Gray Iron and Ductile Iron Fittings, 3 inch through 48 inch for Water and other Liquids.

21.11 Rubber Gasket Joints for Cast Iron and Ductile Iron Pressure Pipe and Fittings.

21.50 Ductile Iron Pipe, Centrifugally Cast in Metal Mods or Sand-line Molds, for Water or other Liquids.

iii) AMERICAN WATER WORKS ASSOCIATION (AWWA)

C 104 Cement-Mortar Lining for Cast Iron Pipe and Fittings for Water and Other Liquids.

C 106 Cast Iron Pipe Centrifugally Cast in Metal Molds, for water and other Liquids.

C 110 Gray Iron and Ductile Iron Fittings, 3 inch through 48 inch, for Water and Other Liquids.

C 111 Rubber Gasket Joints for Cast Iron and Ductile Iron Pressure Pipe and Fittings.

C 150 Ductile Iron Pipe, Centrifugally Cast in Metal Molds or Sand-Lined Molds, for Water or other Liquids.

iv) AMERICAN ASSOCIATION OF STATE HIGHWAY & TRANSPORTATION OFFICIALS (AASHTO)

T-88 Particle Size Analysis of Soils.

T-89 Determining the Liquid Limit of Soils.

T-90 Determining the Plastic Limit and Plasticity Index of Soils.

T-99 Moisture Density Relations of Soils Using a 5.5 lb. Rammer and 12 inch Drop.

T-191 Density of Soil In-Place by the Sand-Cone Method.

v) MISSISSIPPI DEPARTMENT OF TRANSPORTATION

Standard Specifications for Road and Bridge Construction 1990 Edition.

3) SUBMITTALS

a) The following submittals shall be required for the respective materials used in the work. All submittals shall be submitted through the Contractor to the Engineer.

i) Ductile Iron Pipe: The following submittals shall be required for ductile iron pipe systems utilized on the project. The Contractor shall furnish manufacturer's certificates certifying that the pipe and fittings conform to the requirements as specified hereinafter under Article 4.0, Materials. In addition, the submittals shall include the following:

(1) Joints: The following shall be required for ductile iron joints.

(2) Drawings or Manufacturer's Catalogue data indicating dimensions and tolerance.

(3) Gaskets shall be tested in accordance with the respective standards as indicated in ANSI 21.11 and results shall be included in the submittals. Test shall be for similar materials on the gaskets and be not more than one year old.

(4) Mechanical Joints: Should the Contractor elect to use mechanical joints in lieu of push-on joints, manufacturer's data shall be submitted in accordance with the "Special Requirements for the Mechanical Joint" as stated in ANSI 21.11 (AWWA C 111).

ii) Ductile Iron Pipe Submittal Shall Include the Results of:

(1) Tension Test

(2) Impact Test

(3) Low Temperature Impact Test
Sampling procedure shall be as indicated in ANSI 21.51.

b) PVC Pipe: The Contractor shall furnish manufacturer's certificates certifying that the pipe and fittings conform to the requirements of these specifications and appropriate construction drawings.

4) MATERIALS - WATER SYSTEM

a) Ductile Iron Pipe:

i) Ductile iron pipe shall be designed in accordance with the latest revision of ANSI/AWWA C51/A21.51), rated working pressure of 350 psi plus a100 psi surge allowance; a 2 to 1 safety factor on the sum of working pressure plus surge pressure in Type 3 laying condition with a depth of cover as required per plans.

ii) Pipe shall have standard asphaltic coating on the exterior. Pipe also shall have a cement mortar lining on the interior in accordance with the latest revision of ANSI/AWWA C104/A21.4. If corrosion protection is required, polyethylene encasement shall be installed prior to the pipes installation in accordance with ANSI/AWWA C105/A21.5-88.

iii) All non-restrained pipe shall be furnished with push-on type joints such as "Fastite," or equal. Joints shall be in accordance with the latest revision of ANSI/AWWA C111/A21.11 and shall be furnished complete with all necessary accessories.

iv) Where restrained joint pipe is required, "Fast Grip", "Flex-Ring:, or "Field Flex-Ring" or approved equal shall be used. The length of restrained pipe shall be as tabulated or noted on the plans.

v) Ductile iron fittings shall conform to the latest revisions of either ANSI/AWWA C110/A21.10 or ANSI/AWWA C153/A21.53. Fittings, linings, and coatings shall be as specified for the pipe above.

vi) All pipe, fittings and accessories shall be installed and tested in accordance with the latest revision of AWWA C600. Newly installed ductile iron water mains shall be disinfected in accordance with the latest revision of AWWA C651 prior to placing in service.

b) PVC Pipe

i) PVC pipe for this project shall be PVC, C-900, Class 200. This standard covers the installation of Pressure Class 100, 150 and 200 PVC pipe complying with AWWA Standard C-900-89. PVC pipe shall bear the National Sanitation seal for potable water.

ii) The pipe shall be equipped with a push on joint in a single elastomeric gasketed joint. It is assembled by positioning the elastomeric gasket in the annular groove of the bell and inserting the spigot end of the pipe into the bell. The spigot end of the pipe compresses the gasket radially to form a positive seal. The gasket and annular groove are designed, sized and shaped so that the gasket will resist displacement. Care shall be taken so that only the correct elastomeric gasket, compatible with the annular groove of the bell, is used. Insertion of the elastomeric gasket in the annular groove of the bell must be in accordance with the manufacturer's recommendations.

c) Gate Valves:

i) Where indicated on the Plans or directed by the ENGINEER, the CONTRACTOR shall furnish and install gate valves as hereinafter specified.

ii) All gate valves shall be cast iron mechanical joint, Mueller A-2360, equivalent or better. All gate valves shall be furnished with O-ring packing and 2" square operating nut, AWWA 200lb., for cast iron water main.

iii) Valve boxes shall be cast iron top and bottom. Extension pieces shall be provide as required.

iv) Payment for furnishing and installing gate valves with box shall be made at the contract unit price per valve according to type and size as listed in the proposal.

v) All valves will be set at a perfect 90 degree angle from level pipe, (perpendicular) so as to be easily accessible through properly set valve box as per specifications above.

vi) The CONTRACTOR shall furnish and install either a two-piece or three-piece, slip type, cast iron valve box over each gate valve. Valve boxes will be set over valve operating nut, centered so as to be easily accessible with a valve operating wrench or key. They will be set to correspond with the finished grade of street, lot, or easement. No dirt will be left in box; box will not rest directly on valve body.

d) Fittings, Valves and Hydrants, etc.

i) All fittings, valves and valve boxes, hydrants, and other appurtenances are to be set at the points indicated on the plans, or as directed by the ENGINEER, and omission to do so shall be corrected by the CONTRACTOR without extra cost to the OWNER.

ii) All fittings shall either be Ductile Iron Compact (ANSI/AWWA C153/A21.53) or Cast Iron (ANSI/AWWA-C110/A21-10) and shall have mechanical joint ends and mechanical joint restraints (Series 1120) and shall be incorporated in the design of the follower gland and shall include a restraining mechanism which, when actuated, imparts multiple wedging action against the pipe, increasing its resistance as the pressure increases. Flexibility of the joint shall be maintained after burial. Glands shall be manufactured of ductile iron conforming to ASTM A 536-80. Restraining devices shall be of ductile iron heat treated to a minimum hardness of 370 BHN. Dimensions of the gland shall be such that it can be used with the standardized mechanical joint bell and tee-head bolts conforming to ANSI/AWWA A21.11 and ANSI/AWWA C153/A21.53 of latest revision. Twist-off nuts shall be used to insure proper actuating of the restraining devices.

iii) The mechanical joint restraint device shall have a working pressure of a least 250 psi with a minimum safety factor of 2:1 and shall be EBAA Iron., MEGALUG or equal.

iv) To improve the sealing capacity, the gaskets for all mechanical joints conforming to the requirements of ANSI/AWWA C110/A/21.10, C111/A21.11, or C153/A21.53 shall be of a design that causes the gasket to deflect approximately 30% during assembly of the mechanical joint. The gasket material shall conform to the requirements of ANSI/AWWA C111/A21.11, Section 1-6.4 of the latest revision. Mechanical joint gaskets shall be EBAA Iron's EBAA Seal- Improved Mechanical Joint Gasket or approved equal.

v) Fittings (bends, tees, plus, and caps) shall be securely braced by mechanical joint restraints, as

indicated on the Plans, to prevent the possibility of blowing off under pressure. And a full length of pipe shall be installed on each end of the fitting. Then cut pieces can be installed beyond the full lengths of pipe.

vi) The prices bid furnishing and installing valves, fittings, etc., shall include compensation for furnishing mechanical joint restraints as required at beds, tees, plugs and caps. No separate or extra compensation will be allowed for any of the above specified incidental work or material.

e) Plugs and Caps

i) Where indicated on the Plans, or as directed by the ENGINEER, the CONTRACTOR shall install plugs for anticipated future extensions by placing a branch fitting (tee or cross) in the line and plugging the unused branch or branches. In general, such plugs will be located at street intersections where present plans provided lines running in only two or three directions from the intersections and where, in the opinion of the ENGINEER, a connection may be required for future extension. Where "deadend" lines are installed, the ends of such lines shall be plugged or capped as required.

ii) For the various hot taps required according to the plans, and up to 12 inches, the JCM 432, stainless Tapping Sleeve shall be required. The CONTRACTOR shall furnish all materials for these various taps and the OWNER will actually make the tap.

f) Casing Pipe: Steel pipe utilized as casing at locations shown on the Contract Drawings shall be new round piling pipe conforming to the requirements of ASTM A 252 or A 139. Casing diameter shall be adequate to allow pushing of the specified diameter of water pipe and make proper connections at the ends. Minimum Wall Thickness for steel casing is 0.375 inch.

g) Wash Gravel Bedding Material: Select Granular material for pipe bedding shall be coarse concrete aggregate. The coarse concrete aggregate shall conform to the gradation sizing Number 467 specified in Table 2 of ASTM Standard Specification C-33. (See Following Table.)

SIZE No. 467

Nominal Size (Sieves w/Square Openings)	Percent Passing by Weight
2"	100
1-1/2"	95—100
¾"	35—70
3/8"	10—30
No. 4	0—5

h) Stabilization Material: Stabilization Material shall be a pit run mixture of sand and gravel. The sand shall be hard, sharp and durable particles. All gravel shall pass a 1 - 1/2" sieve.

i) Concrete: Concrete shall be in accordance with the requirements of Technical Specifications – CONCRETE.

j) Select Backfill

i) General: The select material shall be composed of a natural or artificial mixture of sand, silt,

clay or soil binder or other material of satisfactory cementing value. The sand shall be hard, sharp, and durable particles, preferably siliceous. The binder shall be a grade of clay or other material having satisfactory cementing qualities and shall be homogenous in character, free from vegetable matter, clay balls or other deleterious substances that cannot be classed as serviceable base material.

ii) Gradation : Any coarse aggregate contained in the material shall pass the one and one-half (1-1/2); sieve and not more than thirty-five percent (35%) shall be retained in the Number 10 sieve. The plasticity index (P.I.) shall not exceed 12, nor shall the liquid limit exceed 30.

iii) The composite selected sand-clay material passing the Number 10 sieve shall conform to the following minimum and maximum gradation limits:

Sieve	Percent Passing by Weight
Number 40	40—85
Number 60	30—70
Number 270	8—30
Silt (.05 to .005 mm)	03—15
Clay (Passing .005 mm)	3--15

iv) Backfill: All other backfill shall consist of excavated material removed from the trench.

5) CONSTRUCTION

a) Earthwork

i) Site Preparation:

(1) Topsoil shall be stripped and stockpiled in accordance with Technical Specifications - Restoration of Roads, Driveways, Fences, Lawns, and other Grassed Areas.

(2) All vegetation such as brush, heavy sod, heavy growth of grass, decayed vegetative matter, rubbish and any other unsuitable material within the area of trenching shall be stripped or otherwise removed before the trenching is started, and in no case shall such objectionable material be allowed in the trench.

(3) Stripping operation shall be to a depth of not less than 6 inches in all cases.

b) Asphalt or Concrete Removal: Before trenching operations begin, the existing asphalt or concrete pavement shall be scored or cut to a proper depth to give a straight vertical edge when removed. The asphalt or concrete shall be disposed of offsite by the Contractor. While removing the asphalt or concrete in the trench line, never shall the adjacent asphalt be raised or pulled from its base.

c) Trenching:

i) The Contractor shall determine all requirements for trench dimensions, alignment, and grades. The trench shall be excavated in conformance with all federal, state and local regulations for the protection of the workmen. Shoring, sheeting and/or a moveable form shall be used as required to provide earth stability during the laying operations.

ii) The final excavation of the trench for the pipe installation shall be as indicated on the Plans. Minor variations in horizontal (within the permanent easement) or vertical alignment during construction shall be made during construction (with the Engineer's approval) to facilitate ease of installation and operation (due to potential conflicts; i.e., utility conflict) at no additional cost to the Owner except for additional piping, if any. The trench from the top of the pipe down to the bottom of the bedding shall be of a consistent width as indicated on the plans. Should the excavated width of the trench be larger than the design width, the Engineer may direct that a higher type or class of bedding be used; or other adjustments be made to increase the load carrying capacity of the pipe.

iii) The Contractor shall not excavate more trench in advance of pipe laying than is necessary to perform the work efficiently. No more than 100 feet of open trench shall be allowed unless approved by the Engineer.

iv) Excavated material shall be place in a manner that will not obstruct sidewalks, driveways, or other structures. Excavated material shall not be placed so as to surcharge the walls and jeopardize trench stability.

d) Disposal:

i) The Contractor shall satisfactorily dispose of all excess earth from excavations either in approved (by the Engineer) areas within the construction limits or away from the project in disposal sites obtained by the Contractor.

ii) The Contractor will be permitted to mound excess earth over the trench to a maximum depth of 12 inches above the original ground surface or finished grade where the trench is located in unimproved property. Wasting of excess excavated material will not be permitted within any road ROW. All material within the construction limits shall be placed so that natural drainage is maintained and the surface shall be graded to a smooth and uniform appearance. The disposal of waste and excess excavating materials, including hauling, handling, grading, and surfacing shall be subsidiary obligation of the contractor and no separate payment will be made. Therefore, the cost of such work shall be included in the Contract Unit Price for installation of water pipe.

e) Dewatering

i) The site shall be kept free of surface water at all times. The Contractor shall install drainage ditches and dikes and shall perform all pumping and other work necessary to divert or remove rainfall and other accumulations of surface water from the excavations. The diversion and removal of surface water performed in a manner that will prevent the accumulation of water behind temporary structures or at any other locations within the construction area where it may be detrimental. The Contractor shall provide, install, and operate sufficient trenches, sumps, pumps, hoses, piping, well points, deep wells, etc., necessary to depress and maintain the ground water level at least one foot below the base of the excavation during all stages of construction operations. The ground water table shall be lowered in advance of excavation and maintained a minimum of one foot below the lowest excavation subgrade made until the structure has sufficient has sufficient strength and weight to withstand horizontal and vertical soil and water pressures.

ii) Where groundwater is encountered, the Contractor shall make the effort necessary to secure a dry trench bottom before laying pipe. In sandy and in other suitable type soils, dewatering

shall be done by well pointing. If, in the opinion of the Engineer, the Contractor has failed to obtain an absolutely dry trench bottom by insufficient use of all known methods of trench dewatering, the Engineer may order the Contractor to excavate below grade and place not less than 6 inches of graded crushed stone fill material over the trench bottom to form trench drains to suitably located sumps and to remove the water by bailing or pumping. The graded crushed stone fill material shall be placed at the Contractor's own expense and shall be of such depth that there shall be not water in bell holes at the time of coupling pipe. All costs of equipment, labor, and materials required for dewatering shall be included in the bid price.

f) Bedding

i) The Contractor shall satisfactorily shape the trench area (to specified line, grade and cross section) to receive bedding material. The bottom of the trench shall be undisturbed soil. Should the Contractor over excavate the trench without direction from the Engineer, the trench shall be brought up to grade with select backfill and compacted to at least 90% of maximum laboratory density as measured by AASHTO T 99. Such additional work and materials for over excavation without direction of the Engineer shall be at the expense of the Contractor.

ii) Holes for the bells shall be provided at each joint in the subgrade or in the granular fill bedding material as required. The holes shall be no larger than necessary for joint assembly and assurance that the pipe barrel will lie flat on the material. The Contractor shall install the proper bedding for the respective type of pipe and depth of installation as shown in the details and schedules on the plans. When depths vary in a particular manhole run, the Contractor shall change bedding systems in accordance with the depth installation requirements.

iii) Stabilization Materials: When the subgrade is found to be unstable or to include ashes, refuse, organic material, or other unsuitable material, the Engineer may direct that the subgrade be over excavated to remove such material. The depths of over excavation shall be as directed by the Engineer. Stabilization material shall be placed into the over excavated area of the trench and shall be paid for in accordance with these specifications. Stabilization shall be compacted to at least 90% of maximum laboratory density in six inch lifts.

iv) Bedding Materials

(1) As detailed in the plans, bedding material shall be placed to the specified depth below the pipe and tamped to a minimum of 90% of maximum laboratory density as determined in accordance with AASHTO T 99. Following placement of pipe, additional bedding material shall be placed and consolidated under the haunches of the pipe. Special tools shall be required to work the material into place and leave no voids beneath the pipe. The bedding material shall be tamped along the spring line (or along the top of the bedding material as indicated) of the pipe to sufficiently compact the material insofar as practical.

(2) The Engineer may direct additional moisture be added to the bedding material to aid in the compaction effort. Mechanical tampers may be employed to aid the process. depending on the particular bedding required, additional bedding shall be added and tamped to a minimum of 90% of maximum laboratory density, with AASHTO T-99.

v) Select Backfill: Select backfill shall be placed in 6 inch lifts and tamped to a minimum laboratory density with AASHTO T-99. Overall depth of the select backfill shall be as directed by the Engineer.

vi) Normal Condition Bedding: Under normal conditions the trench bottom shall be undisturbed earth shaped to the specified line, grad, and cross section with proper bell holes at each joint to insure that pipe barrel lies flat on trench bottom. The bedding material will be selected native materials excavated from the trench and placed in two lifts. The first lift being placed up to the spring line of the pipe and extending out to the trench walls and hand tamped to a minimum of 90% of maximum laboratory density. Special care shall be used in placing and tamping bedding to insure no voids under the haunches of the pipe. The second lift shall extend to approximately 6" above pipe (Material permitting) and hand tamped to 90% density.

g) Backfilling: Upon completion of placement of select material the excavated materials shall be immediately placed back into the trench. Specific requirements are:

i) Backfill requirements for road crossings, parking lots, driveways, and sidewalks shall be in accordance with Technical Specifications - RESTORATION of ROADS, DRIVEWAYS, FENCES, LAWNS and OTHER GRASSED AREAS.

ii) Backfill requirements for unimproved areas (pastures, wooded areas) shall consist of placement and shaping of the soil in such a manner as to allow maximum natural consolidation. No compaction of the general backfill in the unimproved areas will be required, except that caused by conventional shaping equipment.

iii) No debris shall be used as backfill which has a volume in excess of one-half of one cubic foot or weight excess of 75 pounds.

h) Sheeting Removal: Wooden sheeting or other thick sheeting or shoring members which have been driven or otherwise placed along the trench walls to an elevation below the spring line of the pipe shall be cut off at the spring line or higher and left in place.

i) Grading and Grassing: Final grading and grassing shall be in accordance with Technical Specifications, "RESTORATION of ROADS, DRIVEWAYS, FENCES, LAWNS, and OTHER GRASSED AREAS."

j) Pipe Handling and Storage: Pipe shall be handled, staked, and stored in accordance with manufacturer's printed literature. The Contractor shall provide security as required to prevent damage by vandals. PVC pipe shall be shaded from sunlight for extended lengths of time. Pipe damaged during storage and handling shall be rejected.

k) Pipe Laying

i) Each pipe shall be laid true to line and grade and in such manner as to form a close concentric joint with the adjoining pipe and to prevent sudden offsets of the flow line. As the work progresses, the interior of the water shall be cleared of all dirt and superfluous materials of every description. Where cleaning after laying is difficult because of small pipe size, a suitable swab or drag shall be kept in the pipe and pulled forward past each joint immediately after the jointing has been completed. Trenches shall be kept free of water and pipe shall not be laid when the condition of the trench or the weather is unsuitable for such work. At times when work is not in progress, open ends of pipe and fittings shall be securely and satisfactorily closed so that no trench water earth or other substance will enter the pipe or fittings.

ii) The water main shall maintain a minimum of 30 inches of cover at all times.

iii) Pipe laying shall be performed in such a manner that no foreign material enters the pipe. The Engineer may require that before lowering pipe, heavy canvas bags be placed over each end, and left in place until joints are ready to be made. If water is in the trench, the seals shall remain in place until the trench is pumped completely dry. If conditions are unsuitable, no pipe shall be laid until satisfactory laying conditions are obtained in accordance with the above specified requirements.

l) Pipe Jointing: Piping shall be jointed in accordance with the manufacturer's printed recommendations. Gaskets shall be firmly set within the bells and grooves as required. The manufacturer's recommended lubricant or an approved equal shall be applied for slip type joints.

i) Ductile Iron Pipe Joint Construction: The installation and jointing of ductile iron pipe shall generally conform to the applicable provisions of AWWA Standard Specifications C-600 for pipe laying.

ii) Where mechanical joint pipe is used, the surfaces which come in contact with the gasket shall be thoroughly brushed with a wire brush just prior to assembly. The gasket should be brushed with soapy water prior to installation to remove loose dirt and to lubricate gasket as it is forced into its retaining space.

iii) When tightening bolts, it is essential that the gland be brought up toward the pipe flange evenly. The bolts should be partially tightened; the bottom bolt first, then the top; next the bolts on either side; and last, the remaining bolts. Overstressing of bolts to compensate for poor installation will not be permitted. Bolt torque shall be in accordance with manufacturer's specifications.

iv) All joints of whatever type shall be completely water tight after being subjected to the required tests.

m) Borings: Borings shall be accomplished in accordance with Mississippi State Highway Department Standards. The contractor shall provide all necessary sheeting, bracing, cribbing, supports and appurtenances to insure the proper line and grade throughout the entire length of the crossing.

i) Casing Pipe: Casing Pipe shall be installed as indicated on the Contract Drawings. Joints shall be completely welded to provide structural integrity and shall be watertight.

ii) Carrier Pipe: Carrier pipe may be any of the allowed options of piping. However, the piping and joints shall be capable of withstanding the stress exerted by pushing the pipe within the casing.

iii) Carrier Pipe Supports: Supports for the carrier pipe shall be as recommended by the manufacturer for such installation. Supports shall be spaced to adequately support the piping under all conditions.

iv) Casing Seal: The annulus between the casing and carrier pipe shall be sealed at each end by installing WMSON Type U end seals, as manufactured by T.D. Williamson, Inc. Tulsa, Oklahoma, or equal, in accordance with the instructions of the manufacturer of the seals.

6) **SEPARATION of WATER and SEWER MAINS:** The water and sewer specifications should state that the water line be constructed no less than 10 feet horizontally and 18" vertically with water line

over sewer line. If those conditions cannot be met then they will be decided on a case by case basis.

7) TESTING

a) Ductile Iron Pipe

i) Field Inspection: The Engineer shall perform visual inspection of the material prior to placement by the Contractor. The Engineer may make non-destructive tests to determine the soundness of the pipe. The Contractor shall assist the Engineer in handling and moving the pipe as required.

ii) Material Test: Material test shall be conducted during the manufacturing process and the results shall be included as part of the submittals. No other material test shall be required.

b) Steel Casing Pipe Material test shall be included as part of the submittal. No other material test shall be required.

c) Compaction Tests

i) Compaction tests shall be performed in accordance with AASHTO T 191 or ASTM D 2922. Maximum compaction shall be determined in accordance with AASHTO T 99.

ii) Compaction tests for water pipe related work shall not be less than as follows:

NUMBER of COMPACTION TESTS AASHTO T-99, AASHTO T-191, or ASTM D 2922		
Stabilization Material	1	One per 100 C.Y.
Bedding material	2	One per 600 L.F.
Tamped Backfill	2	One per 600 L.F.

d) Hydrostatic Testing

i) After the pipe has been laid, all newly laid pipe or any valved section thereof shall be subjected to a hydrostatic pressure of at least 1.5 times the working pressure at the point of testing and not less than 1.25 times the working pressure along the test section, for a minimum of 2 hours.

ii) And all tests shall be in accordance with AWWA Standard C600, Section 4.

iii) Allowable leakage shall be no more than that determined by the following formula:

$$L = \frac{SD\sqrt{P}}{133{,}200}$$

iv) In which L is the allowable leakage in gallons per hour; S is the length of pipe tested in feet; D is the nominal diameter of the pipe, in inches; and P is the average test pressure during the leakage test in pounds per square inch.

v) These tests are to be made a the Contractor's expense and he is to provide all necessary fittings, equipment, appliances and any other necessary items to conduct the tests in a manner satisfactory to the ENGINEER. All costs incidental to conducting these tests are to be included

in the prices bid for the various items of construction as no separate or extra compensation is to be allowed therefore. Record of testing is to be furnished to the OWNER.

8) CLEANING and STERILIZING

a) Before each section of work is placed in service, it shall be thoroughly flushed to remove any dirt or other foreign material from inside the lines; and the inside of the lines shall be sterilized by pumping into and though them as solution of chlorine of 50mg/l for 24 hours in such manner as to meet the requirements of the State Board of Health.

b) At least two (2) samples of chlorine free water, taken from each section shall be submitted to the State Board of Health for examination to determine if the system is free from organisms of the Coli-Aerogenes group. If such samples are not negative from organisms of the Coli-Aerogenes group, the system shall be disinfected and re-disinfected in a manner meeting the requirements of the State Board of Health, until the system is freed of contamination.

c) All water mains will be flushed, chlorinated and re-chlorinated until two (2) consecutive negative water samples are obtained by the Local Health Department. The samples shall be collected by the Certified Operator of the system or the Professional Engineer of the project.

d) The CONTRACTOR shall be responsible for the conduct of all of the above defined activities, and any and all costs incident thereto shall be included in the prices bid for the various items of construction as no separate or extra compensation is to be allowed therefore.

9) WATER SERVICE

a) Service pipe shall be ¾" Polyethylene Plastic tubing meeting the following specifications:

i.) 200 PSI and complying with AWWA standards when tested by methods ASTM 1599, copper tube size (O.D.) farmable for use with standard heavy duty waterworks brass flare fittings.

ii.) Tubing shall comply with the standards and bear the seal of the National Sanitary Foundation.

iii.) All connections and fittings shall be Ford brand.

10) TRACER WIRE

a) Materials

1. General

i.) All trace wire and trace wire products shall be domestically manufactured in the U.S.A.

ii.) All trace wire shall have HDPE insulation intended for direct bury, color coated per APWA standard for the specific utility being marked, green for Sewer.

2. Trace wire

i) Open Trench - Trace wire shall be #12 AWG Copper Clad Steel, High Strength with minimum 450 lb. break load, with minimum 30 mil HDPE insulation thickness.

ii) Directional Drilling/Boring - Trace wire shall be #12 AWG Copper Clad Steel, Extra High Strength with minimum 1,150 lb. break load, with minimum 30 mil HDPE insulation thickness.

iii) Pipe Bursting/Slip Lining - Trace wire shall be 7 x 7 Stranded Copper Clad Steel, Extreme Strength with 4,700 lb. break load, with minimum 50 mil HDPE insulation thickness.

3. Connectors

i.) All mainline trace wires must be interconnected in intersections, at mainline tees and mainline crosses. At tees, the three wires shall be joined using a single 3-way lockable connector. At Crosses, the four wires shall be joined using a 4-way connector. Use of two 3-way connectors with a short jumper wire between them is an acceptable alternative.

ii.) Direct bury wire connectors – shall include 3-way lockable connectors and mainline to lateral lug connectors specifically manufactured for use in underground trace wire installation. Connectors shall be dielectric silicon filled to seal out moisture and corrosion, and shall be installed in a manner so as to prevent any uninsulated wire exposure.

iii.) Non locking friction fit, twist on or taped connectors are prohibited.

4. Termination/Access

i.) All trace wire termination points must utilize an approved trace wire access box (above ground access box or grade level/in-ground access box as applicable), specifically manufactured for this purpose.

ii.) All grade level/in-ground access boxes shall be appropriately identified with "water" cast into the cap and be color coded.

iii.) A minimum of 2 ft. of excess/slack wire is required in all trace wire access boxes after meeting final elevation.

iv.) All trace wire access boxes must include a manually interruptible conductive/connective link between the terminal(s) for the trace wire connection and the terminal for the grounding anode wire connection.

v.) Grounding anode wire shall be connected to the identified (or bottom) terminal on all access boxes.

vi.) Service Laterals - Trace wire must terminate at an approved grade level/inground trace wire access box, located at the edge of the road right-of-way, and out of the roadway.

vii.) Hydrants – Trace wire must terminate at an approved above-ground trace wire access box, properly affixed to the hydrant grade flange. (affixing with tape or plastic ties shall not be acceptable)

viii.) Long-runs, in excess of 500 linear feet without service laterals or hydrants - Trace wire access must be provided utilizing an approved grade level/in-ground trace wire access box, located at the edge of the road right-of-way, and out of the roadway. The grade level/in-ground trace wire access box shall be delineated using a minimum 48" polyethylene marker post, color coded per APWA standard for the specific utility being marked.

5. Grounding

i.) Trace wire must be properly grounded at all dead ends/stubs

ii.) Grounding of trace wire shall be achieved by use of a drive-in magnesium grounding anode rod with a minimum of 20ft of #12 red HDPE insulated copper clad steel wire connected to anode (minimum 1.5 lb.) specifically manufactured for this purpose, and buried at the same elevation as the utility.

iii.) When grounding the trace wire at dead ends/stubs, the grounding anode shall be installed in a direction 180 degrees opposite of the trace wire, at the maximum possible distance.

iv.) When grounding the trace wire in areas where the trace wire is continuous and neither the mainline trace wire or the grounding anode wire will be terminated at/above grade, install grounding anode directly beneath and in-line with the trace wire. Do not coil excess wire from grounding anode. In this installation method, the grounding anode wire shall be trimmed to an appropriate length before connecting to trace wire with a mainline to lateral lug connector.

v.) Where the anode wire will be connected to a trace wire access box, a minimum of 2 ft. of excess/slack wire is required after meeting final elevation.

b. Installation

1. General

i.) Trace wire installation shall be performed in such a manner that allows proper access for connection of line tracing equipment, proper locating of wire without loss or deterioration of low frequency (512Hz) signal for distances in excess of 1,000 linear feet, and without distortion of signal caused by multiple wires being installed in close proximity to one another.

ii.) Trace wire systems must be installed as a single continuous wire, except where using approved connectors. No looping or coiling of wire is allowed.

iii.) Any damage occurring during installation of the trace wire must be immediately repaired by removing the damaged wire, and installing a new section of wire with approved connectors. Taping and/or spray coating shall not be allowed.

iv.) Trace wire shall be installed at the bottom half of the pipe and secured (taped/tied) at 5' intervals.

v.) Trace wire must be properly grounded as specified.

vi.) Trace wire on all service laterals/stubs must terminate at an approved trace wire access box located directly above the utility, at the edge of the road right-of-way, but out of the roadway. (See Trace wire Termination/Access)

vii.) At all mainline dead-ends, trace wire shall go to ground using an approved connection to a drive-in magnesium grounding anode rod, buried at the same depth as the trace wire. (See Grounding)

viii.) Mainline trace wire shall not be connected to existing conductive pipes. Treat as a mainline deadend, ground using an approved waterproof connection to a grounding anode buried at the same depth as the trace wire.

ix.) All service lateral trace wires shall be a single wire, connected to the mainline trace wire using a mainline to lateral lug connector, installed without cutting/splicing the mainline trace wire.

x.) In occurrences where an existing trace wire is encountered on an existing utility that is being extended or tied into, the new trace wire and existing trace wire shall be connected using approved splice connectors, and shall be properly grounded at the splice location as specified.

2. Water System

i.) A mainline trace wire must be installed, with all service lateral trace wires properly connected to the mainline trace wire, to ensure full tracing/locating capabilities from a single connection point.

ii.) Lay mainline trace wire continuously, by-passing around the outside of valves and fittings on the North or East side.

iii.) Trace wire on all water service laterals must terminate at an approved trace wire access box color coded blue and located directly above the service lateral at the edge of road right of way.

iv.) Above-ground tracer wire access boxes will be installed on all fire hydrants.

v.) All conductive and non-conductive service lines shall include tracer wire.

c. Prohibited Products and Methods

1. The following products and methods shall not be allowed or acceptable

i.) Uninsulated trace wire

ii.) Trace wire insulations other than HDPE

iii.) Trace wires not domestically manufactured

iv.) Non locking, friction fit, twist on or taped connectors

v.) Brass or copper ground rods

vi.) Wire connections utilizing taping or spray-on waterproofing

vii.) Looped wire or continuous wire installations, that has multiple wires laid side-by-side or in close proximity to one another

viii.) Trace wire wrapped around the corresponding utility

ix.) Brass fittings with trace wire connection lugs

x.) Wire terminations within the roadway, i.e. in valve boxes, cleanouts, manholes, etc.

xi.) Connecting trace wire to existing conductive utilities

d. Testing

1. All new trace wire installations shall be located using typical low frequency (512Hz) line tracing equipment, witnessed by the contractor, engineer and facility owner as applicable, prior to acceptance of ownership.

2. This verification shall be performed upon completion of rough grading and again prior to final acceptance of the project.

3. Continuity testing in lieu of actual line tracing shall not be accepted.

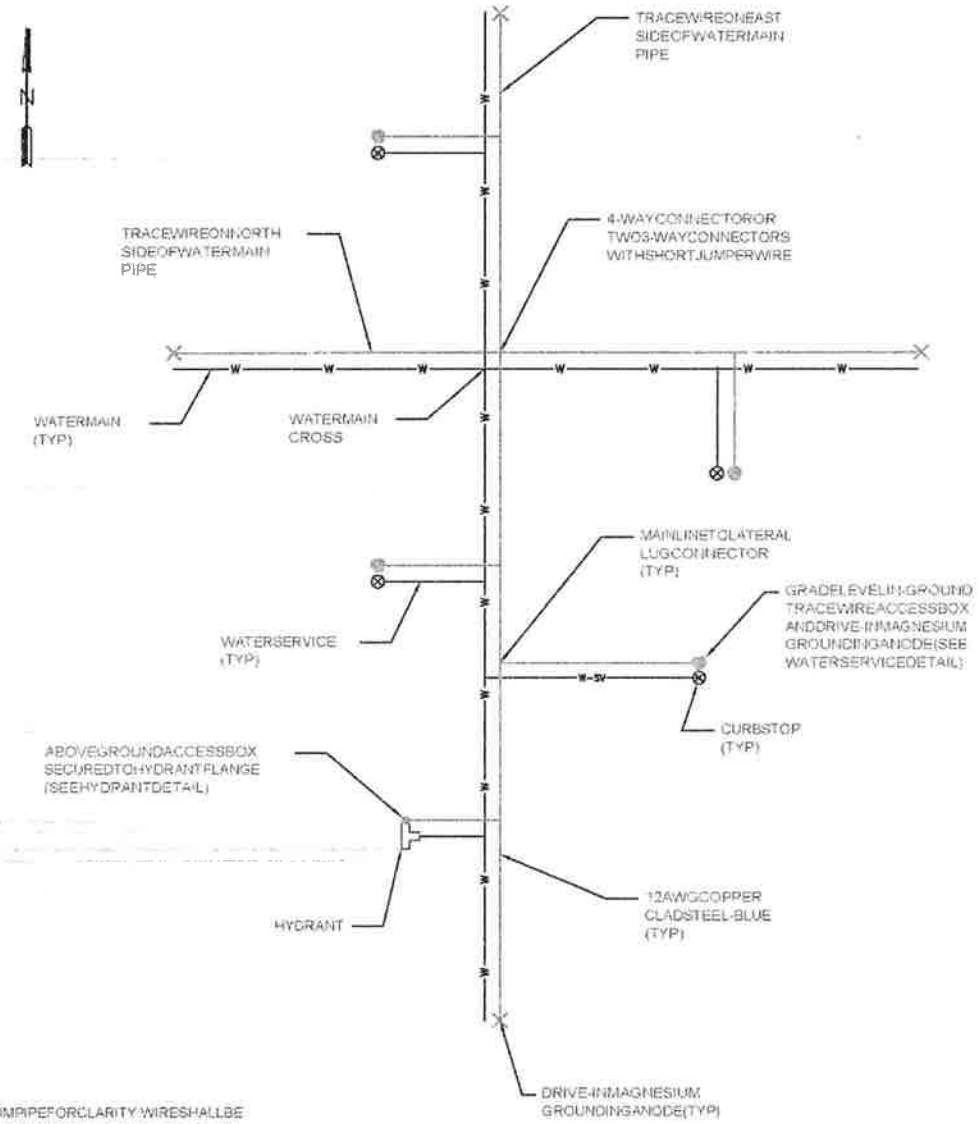

NOTES:
1. WIRESHOWNAWAYFROMPIPEFORCLARITY.WIRESHALLBE INSTALLEDONTHEBOTTOMSIDEOFTHEPIPEBELOWTHE SPRINGLINE THEWIRESHALLBEFASTENEDTOTHEPIPE WITHTAPEORPLASTICTIESATSINTERVALS

TRACEWIREPLAN(WATER)

NOTSCALE

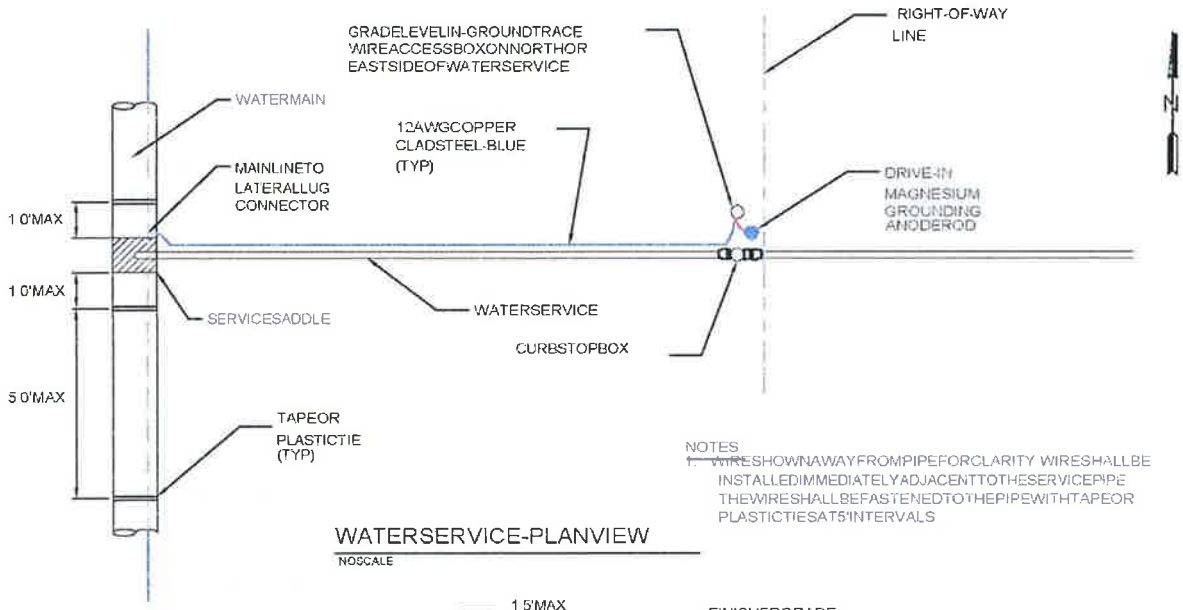

WATERSERVICE-PLANVIEW

NOSCALE

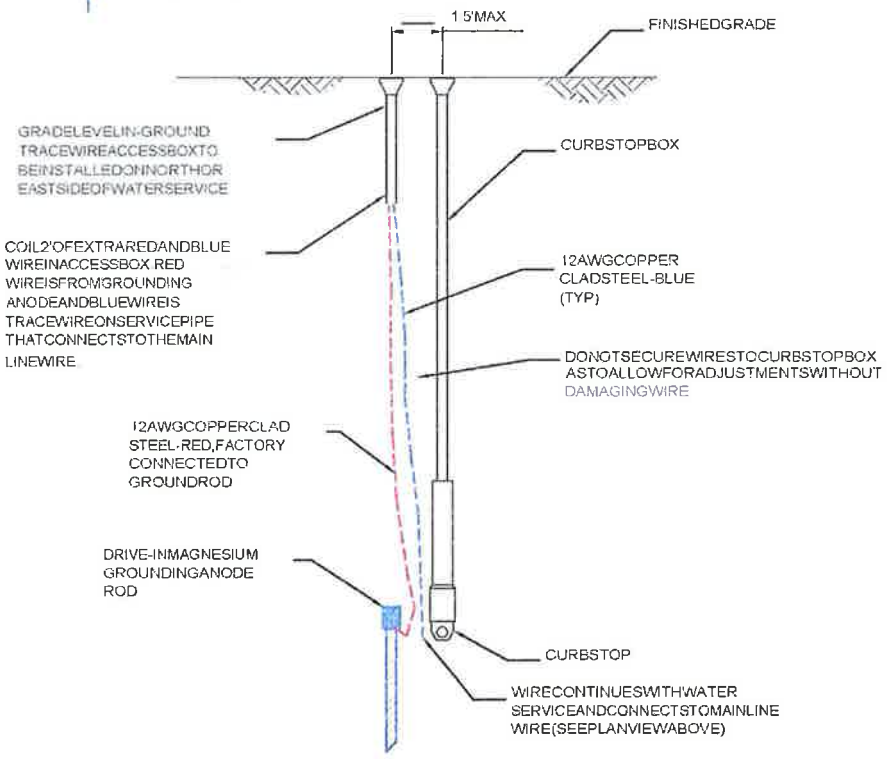

WATERSERVICE-SECTIONVIEW

NOSCALE

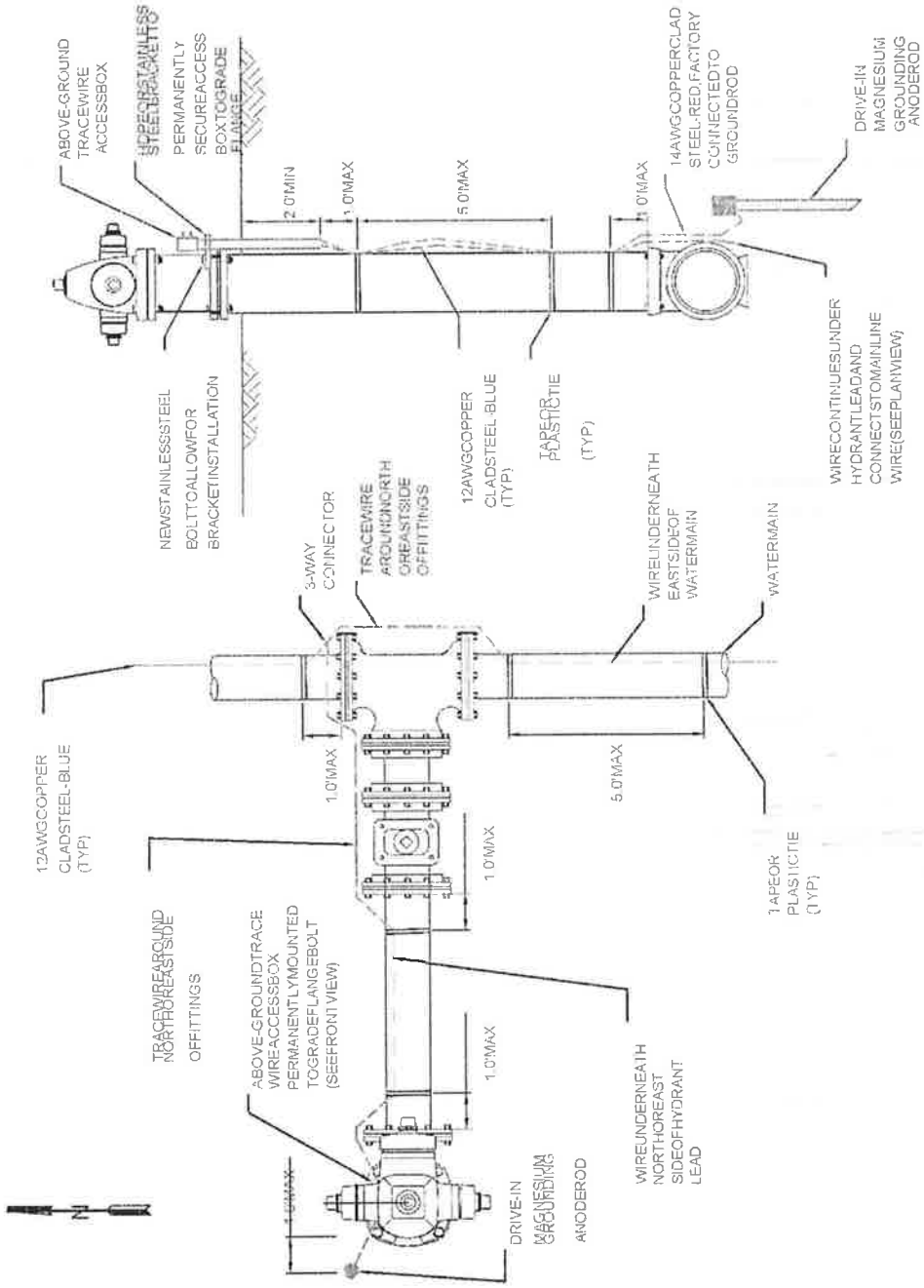
ABOVE-GROUND TRACEWIRE ACCESSBOX
PERMANENTLY SECUREACCESS BOXTOGRADE FLANGE
2.0'MIN
1.0'MAX
5.0'MAX
1.0'MAX
14AWGCOPPERCLAD STEEL-RED FACTORY CONNECTEDTO GROUNDROD
DRIVE-IN MAGNESIUM GROUNDING ANODEROD
NEWSTAINLESSSTEEL BOLTTOALLOWFOR BRACKETINSTALLATION
12AWGCOPPER CLADSTEEL-BLUE (TYP)
TAPER PLASTICTIE (TYP)
WIRECONTINUESUNDER HYDRANTLEADAND CONNECTSTOMAINLINE WIRE(SEEPLANVIEW)
HYDRANT-SECTIONVIEW
NOSCALE
3-WAY CONNECTOR
TRACEWIRE AROUNDNORTH OREASTSIDE OFFITTINGS
WIREUNDERNEATH EASTSIDEOF WATERMAIN
WATERMAIN
12AWGCOPPER CLADSTEEL-BLUE (TYP)
1.0'MAX
5.0'MAX
1.0'MAX
TAPEOR PLASTICTIE (TYP)
TRACEWIREAROUND NORTHOREASTSIDE OFFITTINGS
ABOVE-GROUNDTRACE WIREACCESSBOX PERMANENTLYMOUNTED TOGRADEFLANGEBOLT (SEEFRONTVIEW)
1.0'MAX
WIREUNDERNEATH NORTHOREAST SIDEOFHYDRANT LEAD
1.0'MAX
DRIVE-IN MAGNESIUM GROUNDING ANODEROD
HYDRANT-PLANVIEW
NOSCALE

RESTORATION of ROADS, DRIVEWAYS, FENCES, LAWNS, and OTHER GRASSED AREAS

1) **GENERAL:** The work under this item of work shall consist of furnishing all necessary materials, labor, supervision, tools, equipment and incidentals for the restoration of roads, driveways, fences, lawns and other grassed areas so as to provide satisfactory repair to all damage caused by general construction work. It is the intent of these Specifications to restore all such features to the general conditions that existed prior to construction activity insofar as practical. It is not the intention of this Specification that trees, which must be cut and removed, be restored. The Contractor is expected to be familiar with the overall area and be satisfied as to the materials required and level of effort needed to accomplish such restoration in accordance with this Specification.

2) APPLICABLE PUBLICATIONS: The following publications form a part of this specification and where referred to by basic designation only, are applicable to the extent indicated. The latest editions of the publications referenced shall apply to the work:

a) AMERICAN ASSOCIATION of STATE HIGHWAY and TRANSPORTATION OFFICIALS (AASHTO):

i) T 99 The Moisture Density Relations of Soils Using a 5.5lg. (2.5 kg) Rammer and a 12-inch (305 mm) Drop

ii) T 167 Compressive Strength of Bituminous Mixture

iii) T 191 Density of Soil In-Place by the Sand-Cone Method

iv) T 230 Determining Degree of Pavement Compaction of Bituminous Aggregate Mixtures

b) AMERICAN SOCIETY for TESTING and MATERIALS (ASTM)

i) D 2922 Density of Soil and Soil Aggregate in Place by the Nuclear Method (shallow depths)

c) MISSISSIPPI DEPARTMENT of TRANSPORTATION (MDOT)

i) Standard Specifications for Road and Bridge Construction, 2004 Edition
ii) Manual on Uniform Traffic Control Devices for Streets and Highways (MUTCD)

3) **SUBMITTALS:** Mix Designs: Design mix will be provided by Contractor and approved by Engineer prior to production of asphalt.

4) **MATERIALS**

a) 4.1 Subbase and Base Courses: Subbase and base courses under paved areas shall be as specified in MSHD Specification, Section 300.

b) 4.2 Prime Coat: Prime coat shall consist of Grade MC-30 or Grade MS-70 in accordance with the applicable requirements of MDOT Specification Section 408.

c) Bituminous Pavement: Bituminous Pavement for roadway and parking areas, wearing and

binder courses shall consist of a mix in accordance with MDOT Specifications Section 403.

d) Materials shall conform to the following subsection of MDOT, Specifications Sections 702 and 703.

i) Bituminous Materials (AC-20) 702.01

ii) Aggregate

iii) BC-1 Binder Course

iv) SC-1 for Surface Course

v) Filler 703.14

vi) Topsoil: Topsoil shall be in accordance with Technical Specifications - SEEDING and SODDING.

vii) Seeding and Sodding: Seeding and sodding operations shall be in accordance with Technical Specifications -"SEEDING and SODDING."

5) **CONSTRUCTION**

a) Maintenance of Traffic

i) Prior to limiting or restricting traffic on any street or road, the Contractor shall obtain permission from the City of Hattiesburg. Through or local traffic shall at all times be accommodated by the use of temporary approaches, crossings or detours (if allowed by the City of Hattiesburg). Satisfactory (to the Property Owner) ingress and egress to any public or private property shall be properly maintained. Proper barricades, signs and detour signs shall be provided by the Contractor to adequately warn motorists of obstructions ahead. Lighted (flashing) barricades shall be used at night.

ii) Flagmen shall be provided to direct traffic around equipment and for one way movement of traffic around equipment and for one way movement of vehicles. The Contractor may have to stop construction and restore full traffic during certain rush hours.

iii) The Contractor shall at all times (unless otherwise permitted in writing by the City of Hattiesburg) maintain open one lane to traffic during construction operations and restore roadways to two-way traffic during non-construction hours.

b) Repair of Asphalt; Concrete Streets; Driveways; Parking Lots

i) Removal and Earthwork:

(1) The existing asphalt pavement shall be uniformly saw cut on straight lines and the material shall be removed. Other methods of cutting the existing asphalt surface which will result in a uniform straightedge similar to a sawed cut may be acceptable. Upon completion of the pipe laying, select backfill shall be placed in the excavation in maximum 8-inch lifts and compacted to at least 90% of maximum laboratory density to within one foot of the top subgrade and to 95% of maximum laboratory density in the upper one foot of the subgrade.

(2) Maximum density of typical select backfill material shall be determined in accordance

with AASHTO T 191 or ASTM D 2922. Portable mechanical tampers or vibratory compactors shall be used in the trenches. Rollers may be used at street level. Existing base and asphalt surfaces which become undermined during construction shall be removed until firm undisturbed subgrade is reached.

c) Asphaltic Base: Asphaltic base shall be constructed in accordance with MSHD Specification, Section 300.

i) Prime Coat: Prime coat shall be applied to exposed existing base material prior to overlay with asphaltic base course in accordance with MSHD Specification, Section 408.

ii) Tack Coat: Tack coat shall be applied to existing or new asphaltic wearing course and asphaltic base, or concrete which is to require asphalt wearing course.

iii) Asphalt Wearing Course: Placement and compaction of the bituminous pavement shall be in accordance with MSHD Specification Section 403.03.

iv) Utilities: All utility covers excavated during removal of streets, driveways, parking lots shall be restored to finished grade.

d) Driveways and Sidewalks:

i) Driveways and sidewalks shall be repaired in similar manner to the original construction. Asphalt drives shall be saw cut where required and repaired in accordance with Paragraph 6(b) of this Specification. Concrete drives shall be saw cut or removed to the next joint. The minimum thickness for concrete driveway repair is 6 inches and for sidewalks is four (4) inches.

ii) Concrete surfaces shall be properly tooled and receive a broom finish. Installation (if required) of new driveway drainage culvert shall be made only at the direction of the Engineer. The Contractor shall take all reasonable precautions to allow for reuse of existing drainage culverts.

e) Repair to Gravel Roads: Gravel roads shall be backfilled and compacted in accordance with Paragraph 6(b) of this Specification. The final surface shall consist of 12-inch in-place compacted clay gravel. Compaction shall be to 100% of maximum laboratory density in accordance with AASHTOT 99.

f) Repair to Lawns:

i) General: The Contractor shall exercise extreme care to minimize damage to improved lawns. Trees and shrubs within the limits of work shall be removed only for essential construction requirements. Any shrubs, which are removed or damaged, shall be replaced by satisfactory (to the Property Owner) planting by the contractor. Any grass seed areas, roads, streets, driveways, culverts, fences, water lines, metal boxes or other items (excluding trees unavoidably cut) which are damaged by the Contractor, shall be satisfactorily restored by Contractor. Acceptance of improved lawn repairs shall be based on the firm establishment of live stand of grasses and live growth of any replanted and acceptable shrubs. The Contractor shall water and fertilize such areas until healthy growth of grass (and shrubs, if applicable) are attained

ii) Grading: The surface areas shall receive finish grading so the finish topsoil surface (after settlement) will meet the existing contour grade of the area prior to construction. The natural drainage during and after construction shall not be altered so as to cause adverse

effects to adjoining properties.

iii) Topsoil: The Contractor shall strip topsoil and sod and stockpile for later use. Upon completion of trenching over the area. Additional topsoil shall be furnished if required (at no additional cost) to provide a uniform thickness of 3 inches. Lime at a rate of 1 - 1/2 tons per acre and fertilizer (13-13-13) at a rate of 800 pounds per acre shall be applied as needed to further establish grass growth.

iv) Grassing: Grass seed, sprigs, or sod similar to the existing lawn grasses shall be planted in accordance with the supplier's recommendations. Winter cover grasses such as rye grass shall be applied (in addition to planting the permanent grasses) if seeding, sprigging, or sodding is done at a time of year when the permanent grasses will not actively grow. The type(s) of permanent grasses shall be the same as the grass(es) in the damaged lawns. If the lawn repairs are accomplished between September 1 and March 1, the Contractor shall continue the restoration work during the next period of March 15 and April 5 and mow the grass and continue the restoration until satisfactory growth of the permanent grass (es) is obtained. Such additional restoration work shall include the 1 - 1/2 tons of lime per acre, application of 13-13-13 fertilizer at a rate of 800 pounds per acre and replanting and watering permanent grass as necessary to obtain satisfactory (to Engineer) growth. No time will be charged against the Contract Time for any such additional restoration work.

v) Sodding: Sodding shall be in accordance with Technical Specifications - SEEDING and SODDING.

g) Erosion Control:

i) During all phases of construction, the Contractor shall adequately protect all work from adverse erosion. Soil shall not be allowed to flow off the limits of work area. The Contractor shall employ the use of ditch checks, matting, temporary grass cover, blankets, or other measures to control erosion. The Contractor shall be responsible to correct damage caused by erosion.

ii) During the construction of this project, all work areas will be strictly monitored. All trench lines will be kept in excellent condition, all streets and drives will receive careful maintenance, keeping potholes and settled areas filled in. Dust control is essential and will also be strictly monitored.

h) General Grassing of Unimproved Areas

i) General: The Contractor shall seed and establish grass growth in all disturbed areas in unimproved areas (to include pastures and roadsides). Acceptance of the grass cover shall be based upon the firm establishment of a live stand of grass. The contractor shall water such grass if natural rainfall rails to adequately provide moisture. On slope and other areas subject to erosion, grassing shall be accomplished as soon as practical (within 48 hours unless weather is prohibiting) after finish grading operations.

ii) Grading: The surface area shall receive finish grading so the finish topsoil surface (after settlement) will meet the existing contour grade of the area prior to construction. The natural drainage during and after construction shall not be altered so as to cause adverse effects to adjoining properties.

iii) Topsoil: The Contractor shall remove existing topsoil and stockpile for later use. Upon completion of backfilling (to establish contours as before construction), the topsoil shall be uniformly spread back over the area. The Engineer may require additional topsoil be

furnished by the Contractor, if in the opinion of the Engineer, adequate provisions and efforts were not made by the Contractor to stockpile and re-use existing topsoil material.

iv) Fertilizer and Agricultural Limestone: The Contractor shall uniformly apply 800 lbs. per acre of 13-13-13 fertilizer and also apply two (2) tons per acre of agricultural limestone to the area to be seeded. The fertilizer and limestone shall be tilled into the soil to a depth of four (4) inches.

v) Seeding: Seed shall be uniformly sown in accordance with Technical Specification - SEEDING and SODDING.

vi) Sodding: Sod shall be place in accordance with Technical Specification – SEEDING and SODDING.

i) Mulch Cover: Erosion prone areas such as steep slopes and highway shoulders shall receive a layer of loose straw mulch or equivalent at the rate of one and one-half (1-1/2) tons per acre. The mulch cover shall be established by the application of emulsified asphalt or by "crimping" parts of the material into the soil.

j) Miscellaneous Items: Items such as fences, gates, headwalls, paved ditches, and other items shall be replaced or repaired as required for restoration. Should additional fencing material be required, new post and new wire of similar size, type and gauge shall be provided and installed.

k) General Care: Reasonable care shall be taken during construction to avoid damage to vegetation. Ornamental shrubbery and tree branches shall be temporarily tied back, where appropriate, to minimize damage. Trees, which do not have to be removed in the opinion of the Engineer, and which receive damage to branches shall be trimmed of those branches to improve the appearance of the tree. Tree trunks receiving damage from equipment shall be treated with a tree dressing.

6) TESTING

a) General: All sampling and testing shall be accomplished by the testing laboratory approved by the Owner and employed by the Contractor to perform such services. Results shall be immediately forwarded to the Engineer by the Contractor.

b) Earthwork: Earthwork directly involved with road and street repair shall be tested as follows:

i) Moisture Density Relationship (Standard Proctors): Two tests of sampled native material shall be required.

ii) Tests shall be in accordance with AASHTO T 99.

iii) Field Density: A minimum of two and a maximum of four field density tests shall be required. Density tests shall be in accordance with AASHTO T 191 or ASTM D 2922

iv) Topsoil: Two pH tests and two organic content tests (wet combustion method) will be required.

SEEDING and SODDING

1) **DESCRIPTION:** This item consists of furnishing all labor, supervision, materials, tools, incidentals and equipment and performing all work for topsoiling, tilling, fertilizing, seeding, watering, and otherwise establishing, protecting and maintaining seeded and sodded areas as required by the Contract Drawings and these specifications, and including repair, refertilizing and reseeding as required until final inspection and acceptance of the project.

2) **SUBMITTALS:** Certificates for fertilizer, limestone, seed.

3) **MATERIALS**

a) Topsoil: Topsoil shall be the surface layer of soil that is stockpiled by the Contractor during stripping and/or excavation on the site. The topsoil shall be free of subsoil, clay, lumps, stones, brush or seed. Topsoil shall have a pH value of not less than 4.5 or more than 8.0.

b) Lime: Lime shall be ground limestone containing not less than 80% of total carbonates and shall be ground to such fineness that 80% will pass through a No. 10 mesh sieve and 40% will pass through a No. 40 mesh sieve.

c) Fertilizer: Fertilizer shall be water soluble commercial carriers of available plant food elements or combinations thereof, as stated herein and shall conform to the applicable state fertilizer laws. They shall be uniform in composition, dry, and free flowing materials in condition for application by suitable equipment. The fertilizer shall be delivered in standard bags or other convenient standard containers, each fully labeled with manufacturer's guaranteed analysis. Any fertilizer shall contain not less that the percentages by weight of the ingredients set out as follows: (1) Nitrogen, 13% (2) Phosphorous P O, 13%, (3) Potash K C, 13%. Invoices for fertilizer will show the kind and have analysis furnished.

d) Seed: Seeds with a minimum pure live seed content of 90% shall be used. They shall be of the best grade and of known vitality, purity, and germination and shall be delivered in containers bearing seed tags as required by law showing percentages of germination content and purity of seed as well as percentages of weed seed content.

i) All seeds shall be free of wild onion, Canadian thistle, Johnson grass, crab grass or other seeds of noxious weeds. All seeds shall be furnished in standard containers, or as acceptable to the Engineer. Seed which has become wet, moldy or otherwise damaged in transit or storage will not be acceptable.

Purity, Germination, and Planting Schedule			
Spring and Summer Seeding (March 1 to September 1)			
Name	Percent Purity	Percent Germination	Mix (dry wt. lbs.) per Acre
Hulled Bermuda	95	90	20
Pensacola Bahia	95	90	30
		TOTAL	50
Fall and Winter Seeding (September 1 to March 1)			
Name	Percent Purity	Percent Germination	Mix (dry wt. lbs.) per Acre
Unhulled Bermuda	95	90	20
Pensacola Bahia	95	90	30

Rye	95	85	15
Crimson Clover	95	85	8
		TOTAL	73

ii) Seeding in Existing Lawns: Grass seeds for existing lawns shall be the same as the existing grass.

e) Leguminous Inoculants: Inoculation media containing live nitrogen-fixing bacteria shall be supplied with all legume seed. The inoculants shall be standard, pure culture of nitrogen-fixing bacteria. Each kind of legume will require cultural bacteria that are adapted to that particular kind of seed. The bacteria shall be supplied in convenient containers seed. The bacteria shall be supplied inconvenient containers of a proper size to treat the amount of seed to be planted. The legume seeds shall be treated according to the directions, and before the expiration date for use of the media shown on the container.

i) Soil for Repairs: for fills or areas to be repaired, soil shall be topsoil of a least equal quality to that which exists in areas adjacent to the area to be repaired.

f) Water: Water shall be free from oil, acid, alkali, salt, and other substances harmful to growth of grass, and shall be from a source accepted prior to use.

g) Solid Sod: Bermuda or Carpet Grass and shall be native to the locality of the work and shall, when placed be live, fresh, growing grass with at least two and one-half (2-1/2) inches of soil adhering firmly to the roots. The sod shall be reasonably free from obnoxious weeds or other grasses, and shall not contain any matter deleterious to its growth; or which might affect its subsistence or hardiness when transplanted. The sod shall be in blocks at least 3"x 8", and free from ragged edges.

4) INSPECTION AND TESTS

a) Fertilizer and Limestones: Duplicate copies of material invoices shall be furnished to the Engineer. Invoices shall show quantities and grade of fertilizer, quantity of limestone, percentages of calcium carbonate and magnesium carbonate, as applicable, and the percentages of limestone that pas the No. 40 and the No. 10 mesh sieves. Samples of each lot of fertilizer and limestone shall be furnished for testing. upon completion of project a final check of total quantities of fertilizer and limestone used will be made against total area treated, and if minimum rates of application have not been met, additional quantities of these materials to make up minimum application specified shall be distributed.

b) Seed: Contractor shall furnish to the Engineer duplicate signed copies of statement(s) from vendor(s), certifying that each container of seed delivered is labeled in accordance with Federal Seed Act and is at least equal to requirements specified therein. This certification shall be obtained from vendor and shall be furnished before application.

5) PREPARATION of GROUND SURFACE

a) General: Equipment, in good operating condition, shall be used for the proper preparation of the ground and for handling and placing all materials. Equipment shall be acceptable before work is started.

b) Topsoiling: Topsoil shall be obtained from job site stockpiles formed during stripping and/or excavation operations and shall be free from subsoil, clay lumps, stones, brush, grasses or weeds, excess acids or alkali, or any other material to subsequent, smooth, grading, planting,

and maintenance operations.

c) Grading: Previously established grades shall be maintained on the areas to be treated in a true and even condition; necessary repairs shall be made to previously graded areas by means of graders or other approved equipment.

d) Tillage: After the areas required to be treated have been brought to the grades shown, the soil shall be tilled to a depth of at least 4 inches by plowing, disking, harrowing, or other acceptable operations until the condition of the soil is acceptable. The work shall be performed only during period when beneficial results are likely to be obtained. When drought, excessive moisture, or other unsatisfactory conditions prevail, the work shall be stopped when directed. Undulations or irregularities in the surface shall be leveled before the next specified operation.

6) APPLICATION of FERTILIZER and LIMESTONE

a) Preplanting fertilization of areas to be seeded: Fertilizer shall be distributed uniformly at a rate of 800 pounds per acre over areas to be seeded and shall be mixed into the soil to a depth of at least 4 inches by disking, harrowing, or other acceptable methods. Application of fertilizer may be part of the operation specified in Section 5.4: TILLAGE of these specifications.

b) Liming: Immediately following or simultaneously with incorporation of fertilizer, limestone shall be distributed uniformly at a rate of 4000 pounds per acre, and shall be mixed into the soil to a depth of at least 4 inches by disking , harrowing, or other acceptable methods. Application of limestone along with fertilizer may be part of the operation specified in Section 5.4: TILLAGE of these specifications.

c) Leveling: Surface irregularities resulting from tillage, fertilizing, liming, or other operations shall be leveled before seeding.

d) Postplanting fertilization: From 40 to 60 days after seeding, ammonium nitrate or its nitrogen equivalent shall be applied uniformly at a rate of 225 pounds per acre over areas seeded. Fertilizer shall be applied when grass blades are dry to minimize burning. The planted area shall be watered to thoroughly moisten the upper 6 inches of the soil surface after the fertilizer is applied.

7) PLANTING SEED

a) General: A satisfactory method of sowing shall be employed; using approved mechanical power-drawn drills or seeders, or other approved methods. When drills are used, markers or other means shall be provided to insure that the successive seeded strips will overlap or be separated by a space no greater than 6 inches. When delays in operations extend the work beyond the most favorable planting season for species designated or when conditions are such by reason of drought, high winds, excessive moisture, or other factors that satisfactory results are not likely to be obtained, work shall be halted as directed and resumed only when conditions are favorable or when approved alternate or corrective measure and procedures have been effected. If inspection during or after seeding operations indicates that strips wider than 6 inches have been left unplanted or other areas skipped, additional seed shall be sown.

b) Broadcast Seeding: Seeding shall be broadcast either by hand or with acceptable seeding equipment, in combination with fertilizer, or with other acceptable sowing equipment. Seed shall be distributed uniformly over designated areas. Half of the seed shall be sown with sower moving at right angles to first sowing. Seed shall be covered to an average depth of 1/4 inches by brush harrow, spiketooth harrow, chain harrow, cultipacker, hand rake with wood tines, or other approved device. Seed shall not be broadcast during windy weather.

c) Drill Seeding: Drill seeding shall be accomplished with approved equipment with drills set not more than 6 inches apart. Seed shall be sown uniformly over designated areas to average depth of 1/4 inch.

d) Sodding: All solid sod shall be procured areas where the soil is fertile and contains a high percentage of loamy topsoil, and from areas that have been grazed or mowed sufficiently to form a dense turf.

e) Mechanical devices, such as sod cutter, may be used for cutting the sod into strips or blocks. Care shall be exercised at all times to retain the native soil on the roots of the sod during the process of excavating, hauling and planting.

f) The solid sod blocks shall be transplanted within 24 hours from the time of cutting, unless they are stacked at their destination in a manner satisfactory to the Engineer. All solid sod in stacks shall be kept moist and protected from exposure tot he air and sun, and from freezing. In no event shall more than two (2) days elapse between the cutting and planting of the solid sod.

g) Solid sod shall be planted during the period between March 1st and December 15th, unless written permission is given by the Engineer to extend the planting season. The solid sod shall be placed on the prepared surface with the edges in close contact. All cracks between blocks of solid sod shall be closed with small pieces of fresh sod and all cracks too small for sod shall be filled by a light dressing of topsoil. The entire sodded area shall then be compacted and watered to the satisfaction of the Engineer. Rollers, hand tamps or other approved equipment may be used for compacting.

h) Surfaces of solid sodding which, in the opinion of the Engineer, may slide due to the height and slope of the surface or nature of the soil, shall, upon direction of the Engineer, be "pegged" with wooden pegs driven through the sod blocks into firm earth, sufficiently close to hold the sod in place.

8) **MAINTENANCE:** Seeded areas shall be maintained until all work or designated portions thereof have been completed and accepted. Tall grass and weeds that tend to impede the desired grass species shall be mowed, and any damage resulting from these operations shall be repaired at the Contractor's expense.

9) **ESTABLISHMENT of GROWTH**

a) General: The Contractor shall be responsible for proper care of seeded areas while grass is becoming established for three (3) months after completion of treatment on the entire project, unless desired cover is established in a shorter period of time and the Owner shortens responsibility period. The Contractor shall be responsible for providing a satisfactory stand of grass. A satisfactory stand of grass is determined as a cover of living grass in which gaps larger than 12 inches square do not occur as determined by an acceptance inspection made at the end of the maintenance period. Maintenance work shall be performed at the Contractor's expense.

b) Mowing: Seeded and sodded areas shall be mowed with acceptable mowing equipment to a height of about 4 inches when average height of grass becomes about 8 inches. When amount of cut grass is heavy, grass shall be removed to prevent destruction of underlying turf. If weeds or other undesirable vegetation threatens to impede the growth of planted species, such vegetation shall be mowed, or in case of excessive growth, shall be uprooted, raked and removed from area.

c) Refertilizing: The Contractor will determine areas needing refertilization at least 15 days before

application is required. Fertilization shall be distributed on designated area during periods when grass is dry. 13-13-13 grade fertilizer shall be applied uniformly at a rate of 800 pounds per acre. Fertilizer conforming to physical condition, packaging and marking as specified hereinbefore shall be provided.

d) Reseeding: The Contractor will determine areas requiring reseeding at least 15 days before period specified for reseeding. Seed specified hereinbefore shall be drilled at rates hereinbefore specified, in a manner that will cause minimum disturbance to existing stand of grass, and at an angle of not less than 15 degrees from direction of previously seeded rows.

FIRE HYDRANT

1) **GENERAL:** Fire hydrants shall comply in all respects with AWWA Standard C-502, latest revision. Fire hydrants shall be of the compression type, with the main valve opening against the pressure and closing with the pressure. The main valve opening shall be 5 ¼" in diameter. Fire Hydrant shall be of a dry barrel, dry top design. The nozzle section shall consist of two (2) hose nozzles and one (1) pumper nozzle or other as specified.

2) **RATING:** Fire hydrants shall be rated at 250 psi water working pressure, tested at 500 pounds hydrostatic for structural soundness in the following manner: 500 pound hydrostatic test supplied from the inlet side, first with the main valve closed for the testing of the valve seat: second, with the main valve open for testing of the drain valves and the hydrant barrel. Testing to be complete in accordance with AWWA C-502 and ULFM requirements.

3) **END CONFIGURATION:** Hydrants shall be connected to the main by a 6" fusion bonded, epoxy coated mechanical joint shoe. Mechanical joint shoes shall be fitted with strapping lugs.

4) **DESIGN**

a) The main valve seat of the hydrant shall be made of rubber and be supported by a one-piece bronze top plate / drain valve mechanism. Drain valves shall be faced with rubber. The bottom stem threads of the main valve rod shall be fitted with an epoxy coated, cast iron bottom plate, sealing lower rod threads from the water.

b) Changes in size or shape of the waterway (hydrant nozzles) shall be accomplished by means of easy curves. Exclusive of the main valve opening, the net area of the waterway of the barrel and the foot piece at the smallest part shall not be less than 120% of that of the net opening of the main valve.

c) Hose and pumper nozzles shall be threaded and screwed into the nozzle section and then mechanically locked to prevent turning.

d) Hose and pumper caps shall be chained to the hydrant

e) The hydrant shall be so designed that when it is in place, no excavation will be required to remove the main valve and movable parts of the drain valve. Further, the hydrant shall be of the type that can be extended without excavating.

f) Hydrants shall be so designed that, in the event of accident, or breaking of the hydrant above or near grade level; the main valve will remain closed.

g) The main valve rod shall be made in two parts and fitted with breakable coupling at the ground line flange.

h) The ground line connection between nozzle section and the barrel shall incorporate the use of a traffic flange. This connection shall be so designed that the nozzle section can be rotated in any increment of 360°. The ground line connection between the barrel and nozzle sections shall have a rubber o-ring gasket to provide a seal.

i) The operating threads of the hydrant shall be so designed as to avoid the working of any iron or steel parts against either iron or steel. The operating stem and operating nut threads shall be square or acme type.

j) The operating thread shall be lubricated at factory with food grade grease. Access shall be provided

to field lubricate the operating mechanism.

k) The operating thread shall be sealed from water at all times when the valve is either in the opened or closed position. The operating rod shall be bronze sheathed where it passes through the double "O" ring seal in the bonnet.

l) The bonnet shall be weather proof and utilize a weather shield integral with the external wrench operating nut.

m) The operating nut shall be made of bronze with a self-lubricating design.

n) Hydrants shall be of the dry barrel type and the hydrant shoe shall have two positive acting non-corrosive drain valves that shall drain the hydrant completely by opening when the main valve is closed, and close tightly in accordance with AWWA C-502 requirements when main valve is open.

o) The main valve assembly shall be seated in the hydrant with a bronze-to-bronze interface to facilitate removal of the main valve, should maintenance be required. The nozzle section shall consist of two-2 1/2" hose nozzles to the specified thread designation (NST) and one pumper nozzle 4 ½" in diameter to the specified thread designation (NST), or other combination of nozzle outlets, including independent hose gate valves, as shown on the plans.

p) Two O-ring seals shall be utilized where the main hydrant rod passes through the 1 piece bonnet.

q) Hydrant standpipe shall be ductile iron and single piece for all bury depths.

r) All like parts of hydrants of the same size and model produced by the same manufacturer shall be interchangeable.

s) Hydrant shall open by turning to the left. The direction of opening is to be permanently marked on the hydrant bonnet.

t) Threads on hose and steamer nozzles shall be National Standard unless otherwise specified.

u) Size and shape of operating nuts cap nuts shall conform to National Standard unless otherwise specified.

v) Bury shall be a minimum of three (3) feet measuring depth from grade line to bottom of trench or connecting pipe.

w) Auxiliary shut-off (isolation) gate valves, when required, shall be of the same manufacture as the hydrant.

5) COATING

a) The inside of all hydrants shall be coated in accordance with AWWA standards except for bronze and threaded machined surfaces. Exterior on hydrant nozzle section shall be painted Fire Hydrant Red (or other as shown on the plans).

b) Hydrant shoes shall have an interior and exterior thermosetting epoxy coating of 5 to 6 mils meeting AWWA C550.

6) MARKINGS: Hydrant shall be marked with the name of the manufacturer, size of valve opening, direction of opening and the year of manufacture all in accordance with the AWWA C-502.

SOURCE: Hydrants shall be M&H Model 129, Mueller Super Centurion 250, or the American Flow Control.

SPECIFICATIONS AND CONTRACT DOCUMENTS

FOR

COMPREHENSIVE WATER IMPROVEMENTS PHASE II
PALMERS CROSSING AND IRENE CHAPEL

FOR THE

CITY OF HATTIESBURG
FORREST COUNTY
MISSISSIPPI

JANUARY 2017

Engineering Progress

PREPARED BY:

SHOWS, DEARMAN & WAITS, INC.
CONSULTING ENGINEERS
301 SECOND AVENUE
HATTIESBURG, MISSISSIPPI
(601) 544-1821

ADDENDUM No. 6
to the
CONTRACT DOCUMENTS and SPECIFICATIONS
for the
COMSWIP WATER IMPROVEMENTS - PHASE II PALMERS CROSSING AND IRENE CHAPEL AREAS
CITY of HATTIESBURG

The following attached modifications are to be made to the specifications and contract documents for the above captioned project:

CHANGE No. 1 - The Proposal for the project as contained in the contract documents shall be voided. The attached Proposal-Addendum No. 6 shall be inserted and used for preparation of bids for the project.

CHANGE No. 2 - Plan sheets 10, 11, 15, 20, 23, 24, 25, and 26 should be replaced with the attached plan sheets.

CHANGE No. 3 - HDPE Pipe shall be supplied via Ductile Iron Pipe Size (DIPS).

CHANGE No. 4 - Attached is a preliminarily approved permit from Canadian National Railway Company (P-10911). The City of Hattiesburg will pay the charge noted in the permit of $4,800.00. The contractor shall be responsible for payment of all insurance, bonding, flagging, etc. as noted in the permit.

CHANGE No. 5 - Attached are preliminarily approved permits from Kansas City Southern Railway Company (17-3248, 17-3249 and 17-3250). The City of Hattiesburg will pay the any permit charges required for the permit. The contractor shall be responsible for payment of all insurance, bonding, flagging, etc. as noted in the permit or attached to this addendum. A single policy will be required for insurance and bonding which will cover all three crossing permits.

CHANGE No. 6 - It is the responsibility of the contractor to coordinate flagging services with the appropriate railroad officials. The contractor shall be responsible for all fees associated with flagging services.

CHANGE No. 7 - Item No. 31 – "6" Fire Suppression System Connection" shall be used as necessary on the project as required to connect an existing fire suppression system.

CHANGE No. 8 – Specifications for service water line construction required as part of this contract shall be as follows: Service pipe shall be ¾" Polyethylene Plastic tubing meeting the following specifications, 200 PSI and complying with AWWA standards when tested by methods ASTM 1599, copper tube size (O.D.) flarable for use with standard heavy duty waterworks brass flare fittings. Tubing shall comply with the standards and bear the seal of the National Sanitary Foundation.

CHANGE No. 9 – It shall be the contractor's responsibility to adequately address concerns of utility coordination prior to construction. This shall include but not limited to location of underground utilities. The contractor shall be required to locate all existing water lines.

CHANGE No. 10 - Restrained pipe shall not be required on the project.

CHANGE No. 11 - Post Indicator Valves shall not be part of the project.

CHANGE No. 12 - Water meters shall be a Badger "Radio Read" and all fittings shall be Ford brand. Contractor shall provide all materials and labor to make a fully functioning water meter.

CHANGE No. 13 - Corrosion protection will not be required on the project.

CHANGE No. 14 - Item No. 37 – "Abandonment of Existing Water Lines with Flowable Fill" shall be used as directed by the engineer. Locations shall be generally located within railroad rights of way.

SHOWS, DEARMAN & WALTS, INC.

by: _____

Kyle Wallace, PE

KYLE B. WALLACE REGISTERED PROFESSIONAL ENGINEER 12693 7/13/17 STATE OF MISSISSIPPI

CITY OF HATTIESBURG

by: _____

Kermas Eaton, City Clerk

Dated this 13th day of July, 2017.

The receipt of this Addendum shall be indicated by signature on the line below.
A signed copy of the Addendum shall accompany the Bid Proposal.

Contractor: L.B. Developers, Inc.

Signature: _____

Title: P.M.

ADDENDUM NO. 6

I (we) agree to begin work within (10) calendar days after the issuance of Work Order, and to complete the work within 180 calendar days thereafter. The undersigned further agrees that the unit bid price quoted includes all items of work required or necessary for the accomplishment of the projected work. BIDDERS agree to perform all the work described in the CONTRACT DOCUMENTS for the following unit bid prices:

Proposal					
Comprehensive Water Improvements - Phase II					
Palmers Crossing and Irene Chapel Areas - City of Hattiesburg					
Item	Description	Unit	Quantity	Unit Price	Extension
	Water Pipe Items				
1	4" Class 350 Ductile Iron Water Pipe (Open Cut)	Lin. Ft.	260	25.44	6614.40
2	6" Class 350 Ductile Iron Water Pipe (Open Cut)	Lin. Ft.	280	23.74	6647.20
3	8" Class 350 Ductile Iron Water Pipe (Open Cut)	Lin. Ft.	590	23.72	13994.80
4	12" Class 350 Ductile Iron Water Pipe (Open Cut)	Lin. Ft.	27,000	31.08	839160.00
5	12" Class 350 Ductile Iron Water Pipe (Bored - No Casing)	Lin. Ft.	1,090	66.98	73008.20
6	16" 200 PSI, DR9, HDPE (Open Cut) (Incl. adapter fittings)	Lin. Ft.	780	111.27	86790.60
7	16" 200 PSI, DR9, HDPE (Direction Bore) (Incl. adapter fittings)	Lin. Ft.	460	133.85	61571.00
	Casing Items				
8	18" Steel Casing, 0.25" WT (Open Cut)	Lin. Ft.	20	112.00	2240.00
9	14" Steel Casing, 0.25" WT (Bored)	Lin. Ft.	40	94.99	3799.60
10	18" Steel Casing, 0.25" WT (Bored)	Lin. Ft.	610	112.44	68588.40
11	20" Steel Casing, 0.375" WT (Bored - Railroad)	Lin. Ft.	740	295.72	218832.80

	Connection Items				
12	Connection: Proposed 12" to Existing 12" (Straight Connection w/ fittings)	Each	2	1509.99	3019.98
13	Connection: Proposed 12" to Existing 12" (Hot Tap w/ Valve Assembly & other fittings)	Each	3	6603.33	19809.99
14	Connection: Proposed 12" to Proposed 12" (Tee & other fittings)	Each	5	1741.31	8706.55
15	Connection: Proposed 12" to Proposed 12" & 8" (Tee & other fittings)	Each	1	2191.77	2191.77
16	Connection: Proposed 12" to Proposed 8" (Tee & other fittings)	Each	2	1723.93	3447.86
17	Connection: Proposed 12" to Proposed 12" & Existing 8" & 6" (Tees & other fittings)	Each	1	3061.78	3061.78
18	Connection: Proposed 12" to Proposed 12" & Existing 4" (Tee & other fittings)	Each	2	2263.80	4527.60
19	Connection: Proposed 12" to Existing 6" (Tee & other fittings)	Each	10	1878.23	18782.30
20	Connection: Proposed 12" to Existing 6" & 4" (Tees & other fittings)	Each	1	2813.19	2813.19
21	Connection: Proposed 12" to Existing 6" & 4" (Cross & other fittings)	Each	1	3093.80	3093.80
22	Connection: Proposed 12" to Existing 4" (Tee & other fittings)	Each	12	2025.74	24308.88
23	Connection: Proposed 8" to Existing 12" (Hot Tap w/ Valve Assembly & other fittings)	Each	1	3660.35	3660.35
24	Connection: Proposed 8" to Existing 6" (Tee & other fittings)	Each	1	1702.56	1702.56
25	Connection: Proposed 8" to Existing 6" & 4" (Tees & other fittings)	Each	1	2657.87	2657.87
	Valve Items				
26	4" Gate Valve	Each	9	684.95	6164.55
27	6" Gate Valve	Each	14	840.19	11762.66
28	8" Gate Valve	Each	4	1154.21	4616.84
29	12" Gate Valve	Each	66	2036.87	134433.42

	Fire Protection Items					
30	3 Way Fire Hydrant w/ Appurtenances (Incl. Tee, Valve, Hydrant, Brass Tag, Pipe, & other fittings)	Each	42	3708.92	~~155744.64~~	155 71 A.A.
31	6" Fire Suppression System Connection (Incl. Tee, Valve, Pipe, Disconnection of Existing System, Connection to Existing Fire System, etc.)	Each	1	4146.85	4146.85	
	Service Items					
32	Residential Service Tap (All Sizes) (Incl: Open Cut Service Tubing, Tapping Saddle, Corp Stop, etc)	Each	99	445.19	44073.81	
33	Commercial Service Tap (All Sizes) (Incl: Open Cut Service Tubing, Tapping Saddle, Corp Stop, etc)	Each	17	1085.64	18455.88	
34	Service Tubing (Bored) (All Sizes)	LF	1,585	4.13	6546.05	
35	Residential Meter (Incl: Meter, Meter Box, City Fees, etc)	Each	15	550.23	8253.45	
	Removal Items					
36	Removal of Fire Hydrant and Appurtenances	Each	24	409.36	9824.64	
37	Abandonment of Exist. Water Lines with flowable Fill	LF	760	7.75	5890.00	
38	Remove and Reset Existing Storm Sewer Culverts (All Sizes)	Lump Sum	1	4678.36	4678.36	
	Miscellaneous Construction Items					
39	Select Fill Material (Class 9, Group C), LVM for Gravel Driveway Repair	CY	35	21.05	736.75	
40	Asphalt Pavement Repair (All Depths)	TON	460	181.29	83393.40	
41	Concrete Pavement Repair (All Depths)	SY	338	116.96	39532.48	
42	Concrete Curb and Gutter Repair (Match Existing in kind)	LF	25	58.48	1462.00	
43	Crushed Aggregate for Road Repair (Size 825)	Ton	151	58.48	8830.48	
44	Temporary Erosion Control	Lump Sum	1	6432.75	6432.75	

45	Grassing	Lump Sum	1	4678.36	4678.36
46	Maintenance of Traffic	Lump Sum	1	5847.95	5847.95
47	Mobilization	Lump Sum	1	5847.95	5847.95
		Project Total:	2,054,414.75		

Note: All materials and components shall be a product of the U.S.A.

Southern Region

CN
Joseph Wojcik
IC Track Design Technician
915 Belle Ave.
Joliet, IL. 60432

T 815-774-6414
F 815-774-6430

www.cn.ca

May 15, 2017

File P-10911

City of Hattiesburg
P.O. Box 1898
Hattiesburg, MS 39403-1898

RE: 16" HDPE water line in a 20" steel casing
M. P. 92.49
Preparation fee $750.00 paid
Charge $4,800.00

Attached hereto in duplicate is agreement covering the above-described subject matter, which has been prepared pursuant to your request. Please have both copies executed and return to me for my further handling for execution on behalf of the Railroad Company. Acceptance of the agreement is not to be assumed until a fully executed copy has been returned.

Please note that payment of $4,800.00 is to be made upon execution of the agreement. To avoid delay in our handling, the required remittance should be made with the return of the agreement.

This office shall receive 5 days notice, exclusive of weekends and holidays, before any work is performed in the vicinity of the track. Such notice shall only be accepted from the owner or their duly authorized agent. Once execution of the agreement is complete and you have submitted a completed flagging and cable request form, you must call Maryellen Carmody at 734-783-4533 to set up flagging and signal locate before any work. The Utility must prepay the railroad for all anticipated flagging and cable location costs, which are to be calculated pursuant to the Request for Flagging Services and Cable Location form.

Sincerely,

Joseph Wojcik
IC Track Design Technician

LICENSE FOR UNDERGROUND PIPELINES, CABLES AND CONDUITS

THIS AGREEMENT made in duplicate this 15th of May, 2017, between ILLINOIS CENTRAL RAILROAD COMPANY, party of the first part, hereinafter called the Railroad, and

File P-10911

City of Hattiesburg
P.O. 1898
Hattiesburg, MS. 309403-1898

Party or parties of the second part, hereinafter called the Licensee,

WITNESSETH:

1. In consideration of a one time fee of $4,800.00 in hand paid by the Licensee to the Railroad, the receipt whereof is hereby acknowledged and the faithful performance by the Licensee of the covenants herein contained, the Railroad, insofar as it lawfully may, hereby grants to the Licensee license and permission to construct and maintain a 16" HDPE water line in a 20" steel casing (see attachment) (whether one or more pipes, cables or conduits hereinafter referred to as the "pipeline") across, along and underneath the property of the Railroad at M.P. 92.49 in Hattiesburg, MS, said pipeline being more particularly shown upon the exhibits hereto attached and made a part hereof, subject to the following conditions and specifications:

2. The license and permission herein granted to Licensee are subject and subordinate; however, to the rights in Railroad, its successors and assigns, its grantees, lessees and licensees, to construct, reconstruct, operate, use, maintain, repair and renew on, beneath or above the property covered hereby, any structures, improvements or facilities of similar or different character as are now or in the future may be located on, beneath or above said properties.

3. Licensee shall, except in emergencies, give not less than 72 hours written notice to Railroad of the day, hour and location that it proposes to undertake any construction or maintenance work and in the event of an emergency shall notify Railroad as soon as possible.

Licensee shall require each of its contractors and subcontractors to observe and conform to the conditions and requirements specified herein; and for the purposes of the safety, protective and indemnification provisions hereof, such contractors and subcontractors, their agents, servants and employees, and other persons on the Railroad property at the invitation of the Licensee, its contractors or subcontractors, shall be deemed the agents or employees of the Licensee.

4. Licensee shall, at no expense to Railroad, obtain all permits and approvals required to exercise this license and Licensee shall install, maintain and operate its facilities in accordance with all requirements of lawful public authority. Licensee shall be responsible for any taxes, assessments and charges made against the pipeline or other of Licensee's facilities on Railroad's property or the operation of any of them.

5. The pipeline shall be installed at least 10 feet below the tracks of the Railroad, measured from base of rail to top of pipeline or, if no tracks are located on the property, at least 3 feet below natural ground. Said pipeline shall be constructed of such material and in such a manner as will assure the safety of Railroad. Railroad's authorized representative shall have the right, but not the duty, to require certain materials or procedures to be used or to supervise the construction, maintenance, restoration or other work on Railroad's property. If in the opinion of Railroad's authorized representative casing of the pipeline is required at the time of installation or at any time subsequent thereto, Licensee shall promptly arrange for such casing at its own risk and expense.

6. If, in the opinion of the authorized representative of Railroad the work to be done by the Licensee pursuant to this agreement will make necessary or desirable any change in the Railroad's facilities, or those of the Railroad's tenants or licensees, on the Railroad's property, the Railroad shall have the right, but not the duty, to make such changes, the expense thereof to be borne by the Licensee.

   Railroad shall have the right, but not the duty, to furnish flagging or other protection or to perform work to support its tracks or otherwise protect its property or facilities at any time, at Licensee's sole risk and expense.

7. Licensee agrees at any time, or from time to time, at its own risk and expense, upon request of the authorized representative of the Railroad, to make such change or changes as may be necessary in the opinion of said representative to accommodate any change or improvements which Railroad may desire to make in or upon its property. In case Licensee shall fail within thirty (30) days after notice from Railroad to make such change or changes, Railroad shall have the right, but not the duty, to make such change or changes, or remove Licensee's facilities from said property at the risk and expense of Licensee.

8. Licensee shall at its expense take such measures as may be necessary and adequate in connection with its property or the property of railroad to protect facilities of Railroad and those of others using Railroad's property from interference by induction, conduction, physical contact or otherwise attributable to the exercise by Licensee of the license granted to it.

   In the event Railroad advises Licensee to take any action to protect Railroad, its facilities or facilities on Railroad's property, Licensee shall promptly take the indicated action, including, but not limited to, stopping the operation of the pipeline. If Licensee fails to do so, Railroad shall have the right, but not the duty, to perform on behalf of Licensee at the sole risk and expense of Licensee.

9. In the event Railroad elects to renew, replace, repair or alter any tracks or other facilities or to construct new facilities or to make other use of the property covered by this license, and in connection therewith requires the removal of any facilities placed by Licensee on Railroad's property or should any facilities of Licensee need renewal or repair, Licensee shall, within 30 days of receipt of notice, arrange for such removal, renewal or repair at Licensee's risk and expense. In the event removal is required, the facilities shall be relocated at such location on Railroad's property as is designated by Railroad, provided that Railroad's authorized representative determines that a location is reasonably available. Renewal or repair shall be to such condition as is indicated by Railroad's authorized representative. If Licensee fails to comply with the foregoing, Railroad shall have the right, but not the duty, to remove, renew or repair such facilities at the sole risk and expense of Licensee.

10. Cost and expense for work performed by the Railroad pursuant to this agreement shall consist of the direct cost of labor and material plus Railroad's standard additives in effect at the time the work is performed. All payments required of Licensee under this agreement shall be made promptly upon presentation of a bill.

11. Licensee, as a further consideration and as a condition without which this license would not have been granted, agrees to indemnify and save harmless Railroad, its officers, employees and agents and to assume all risk, responsibility and liability for death of, or injury to, any persons, including, but not limited to, officers, employees, agents, patrons and licensees of the parties hereto, and for loss, damage or injury to any property, including but not limited to, that belonging to the parties hereto (together with all liability for any expense, attorneys' fees and costs incurred or sustained by the Railroad, whether in defense of any such claims, demands, actions and causes of action or in the enforcements of the indemnification rights hereby conferred) arising from, growing out of, or in any manner or degree directly or indirectly caused by, attributable to, or resulting from the grant or exercise of this license or the construction, maintenance, repair,

renewal, alteration, change, relocation, existence, presence, use, operation, or removal of any structure incident thereto, or from any activity conducted on or occurrence originating on the area covered by the license regardless of the negligence of Railroad, its officers, employees and agents. Licensee further agrees to release and indemnify and save harmless Railroad, its officers, employees, agents, patrons or invitees from all liability to Licensee, its officers, employees, agents or patrons, resulting from railroad operations at or near the area in which the license is to be granted whether or not the death, injury or damage resulting therefrom may be due to the negligence of the Railroad, its officers, employees or agents or otherwise. At the election of Railroad, the Licensee, upon receipt of notice to that effect, shall assume or join in the defense of any claim based upon allegations purporting to bring said claim within the coverage of this section.

12. Licensee shall secure, and maintain in place so long as this agreement is in effect, Comprehensive General Liability Insurance (Occurrence Form) in an amount not less than $5,000,000 per occurrence, with an aggregate of not less than $10,000,000 per annual period. The policy must name Railroad and its parent company, Canadian National Railway Company, as additional insured's in the following form:

    Illinois Central Railroad Company, and its Parent Corporation,
    Canadian National Railway Company
    17641 S Ashland Ave
    Homewood, Il 60430

    The policy must not contain any provisions excluding coverage for injury, loss or damage arising out of or resulting from (a) doing business on, near, or adjacent to railroad track or facilities, or (b) surface or subsurface pollution, contamination or seepage, or from handling, treatment, disposal or dumping of waste materials or substances. Before commencing work, Licensee shall deliver to Railroad a certificate of insurance evidencing the foregoing coverage's and true and complete copies of the policies described above. Each policy shall include a waiver by the insurer of any right of subrogation against any recovery by or on behalf of any insured. Each policy shall provide for not less than thirty days prior written notice to Railroad of cancellation of or any material change in that policy.

13. It is expressly understood Railroad does not warrant title to the premises and Licensee accepts the grant of privileges contained herein subject to all lawful outstanding existing liens and superior rights. Licensee agrees it shall not have to make any claim against Railroad for damages on account of any deficiency in title and agrees that in the event of failure or insufficiency of such title the sole remedy of Licensee shall be the right to return of the consideration paid in advance, provided for herein, or a proportionate part thereof in the event of a partial

deficiency or insufficiency of title. Licensee further agrees to indemnify and save harmless the Railroad and to assure all risk, responsibility and liability (including any expenses, attorneys' fees and costs incurred or sustained by Railroad) arising from, growing out of, or in any manner or degree directly or indirectly attributable to or resulting from any deficiency or insufficiency of its title affecting the right of the Railroad to make this grant.

14. This agreement shall continue in force indefinitely from and after the date hereof, subject, however, to the right of either party to terminate this agreement as to the entire pipeline and all of the facilities of Licensee, or any part thereof, at any time or from time to time, as it may require, upon giving the other party ninety (90) days notice in writing of its desire to terminate this agreement, and indicating in said notice the extent of said line and facilities to which such termination shall apply. When this agreement shall be terminated as to the entire line and all of the facilities of Licensee or as to any part thereof, Licensee within thirty (30) days after the expiration of the time stated in said notice, agrees at its own risk and expense to remove said facilities from the property of Railroad, or such portion thereof as Railroad shall require removed, and to restore the railroad premises to a neat and safe condition, and if Licensee shall fail to do so within said time, Railroad shall have the right, but not the duty, to remove and restore the same, at the risk and expense of Licensee. Nothing herein contained shall be construed as conferring any property right on Licensee.

15. In case Railroad shall at any time, or from time to time, require the removal of only a portion of said pipeline, this agreement shall continue in force and be applicable to the portion of portions of said pipeline and other facilities remaining from time to time until said entire pipeline has been removed and the rental shall be adjusted accordingly.

16. Nothing in this agreement shall be construed to place any responsibility on Railroad for the quality of the construction, maintenance or other work performed on behalf of Licensee hereunder or for the condition of any of Licensee's facilities.

    Any approval given or supervision exercised by Railroad hereunder, or failure of Railroad to object to any work done, material used or method of construction, reconstruction or maintenance, shall not be construed to relieve Licensee of its obligations under this Agreement.

17. This Agreement shall not be binding on either party hereto until all parties have executed the space provide below.

18. This agreement shall be binding on the successors and assigns of the parties hereto, but no assignment hereof by the Licensee, its successors, legal representatives or assigns, shall be binding upon the Railroad without its written consent in each instance.

IN WITNESS WHEREOF, the parties hereto have caused these presents to be executed in duplicate, the day and year first above written.

ILLINOIS CENTRAL RAILROAD COMPANY

By: _____

Arthur L. Spiros - Senior Manager, Business Development & Real Estate – Southern Region

CITY OF HATTIESBURG

By: _____

Name and Title

Bore No. 2

INITIAL NOTIFICATION OF INTENT TO CONSTRUCT PIPELINE CROSSING/ENCROACHMENT

Complete this form and return it along with a non-refundable preparation fee of $750 made out to CN.

DATE:

1. Owner/Applicant Information

Name and Address: City of Hattiesburg P.O. Box 1898 Hattiesburg, MS 39403-1898

Authorized Representative: Lamar Rutland, P.E. Title City Engineer

Phone Number: (601) 545-4640 Fax Number _____ Email lrutland@hattiesburgms.com

2. Location Of Pipeline

Pipeline Location Mile Post: ~~68~~ 92.49 plus ~~5,456~~ feet (if parallel) to Mile Post: _____ plus _____ feet

At or Near Hattiesburg (Name of City, Town, Village)

3. Commodity to be transmitted in pipe line: Water

(steam, air, water, gasoline or other petroleum products, chemical-specify: natural or artificial gas. If sewer, identify as to force or gravity line, sanitary, storm or chemical waste – specify)

4. Pipe Data

	CARRIER PIPE	CASING PIPE
A. Inside Diameter:	14.222"	19"
B. Outside Diameter:	16"	20"
C. Wall Thickness:	1.778"	0.375"
D. Pipe Material:	HDPE	Steel
E. Specification/Grade or class:	DR-9	Class 350
F. Min. Yield Point of Material		35 ksi
G. Process of Manufacture		
H. Name of Manufacturer		
I. Type of Joint	Heat Fusion	Welded
J. Working Pressure	200 psi	350 psi

K. Maximum operating pressure in pipeline: 60 (psi by gauge)

L. Length of Casing pipe: 140 Feet

M. Will casing pipe/uncased carrier pipe be cathodically protected: N/A

N. Hydrostatic pressure carrier pipe will be tested with before using 150 (psi)

O. Will casing pipe be vented? N/A Size: _____

P. Will casing pipe/uncased carrier pipe have a protective coating? N/A Type: _____

Q. Depth of top of casing or uncased carrier pipe below base of rail or top of ground 10.0 feet. (Minimum at closest point)

R. Method of installing casing pipe /uncased carrier pipe Dry Bore and Jack.
(dry bore & jack, directional, tunnel, other – specify)

Attach to this application (3 copies) showing north arrow and a location sketch with crossings measured from the nearest railroad mile post and a profile sketch of actual situations showing relationship of tracks, contour of ground, the buried pipe, etc. Distance from each facility (encroachment) to the centerline of nearest road, crossing, bridge or other Railroad structures, must be clearly indicated. Right of way lines of railroad and labeled Street or highway, if involved, should also be shown.

RAILROAD PERMIT

Sheet No.: 1 of 3

Permit No.: _____

REVISIONS			
APPLICANT		MDOT	
DATE	BY	DATE	BY
05/02/17	BT		

Show North

GENERAL NOTES:

1. RAILROAD REPRESENTATIVE AND FLAGMAN SHALL BE PRESENT DURING ALL CONSTRUCTION CROSSING THE RAILROAD.
2. EXCAVATION SHALL NOT BE PERMITTED INSIDE RAILROAD RIGHT-OF-WAY.
3. CONTRACTOR SHALL FOLLOW ALL REQUIREMENTS OF THE RAILROADS PIPELINE OCCUPANCY SPECIFICATIONS.
4. PIPELINE AND CROSSING SHALL BE INSTALLED AND MAINTAINED IN ACCORDANCE WITH THE LATEST APPROVED EDITION OF THE AMERICAN RAILWAY ENGINEERING AND MAINTENANCE OF WAY ASSOCIATION SPECIFICATIONS FOR PIPELINES CONVEYING FLAMMABLE AND NON-FLAMMABLE SUBSTANCES.
5. BLASTING NOT PERMITTED.
6. WHERE THE WATER MAIN IS WITHIN 10 FEET OF A SEWER MAIN HORIZONTALLY, THE BOTTOM OF THE WATER MAIN SHALL BE AT LEAST 18" FROM THE TOP OF THE SEWER MAIN, UNLESS OTHERWISE NOTED.
7. WORK FOR THIS PROJECT REQUIRES EXCAVATION IN THE IMMEDIATE VICINITY OF TRAFFIC AND ADJACENT PROPERTIES. THEREFORE, THE RISK OF A FAILURE OCCURRING DURING THE EXCAVATION REQUIRES THAT EXTREME CAUTION BE EXERCISED. THE CONTRACTOR SHALL BE RESPONSIBLE FOR PLACING WHAT BRACING, SHORING OR GROUND SUPPORT SYSTEM THAT IS DEEMED NECESSARY TO PREVENT A FAILURE AND PROTECT THE PERSONS WORKING NEAR THE EXCAVATION, THE PUBLIC THAT MAY BE ABOVE THE EXCAVATION, OR ANY STRUCTURE ADJACENT TO THE EXCAVATION. ALL COSTS FOR ANY PROTECTIVE MEASURES INCLUDING THE MATERIALS AND LABOR FOR DESIGNING, DRAWING AND CONSTRUCTING THE FACILITY SHALL BE INCLUDED IN THE BID PRICE FOR CONTRACT ITEMS.

ABBREVIATIONS LEGEND:

BLDG	– BUILDING
BTM	– BOTTOM
℄	– CENTERLINE
CN/IC	– CANADIAN NATIONAL ILLINOIS CENTRAL
CONC	– CONCRETE
DI	– DUCTILE IRON PIPE
EOP	– EDGE OF PAVEMENT
EXIST	– EXISTING
HDPE	– HIGH DENSITY POLYETHYLENE
LF	– LINEAR FEET
ℙ	– PROPERTY LINE
RCP	– REINFORCED CONCRETE PIPE
REQ'D	– REQUIRED
ROW	– RIGHT OF WAY
RR	– RAILROAD
W/	– WITH
XING	– CROSSING

LINETYPE & SYMBOLS LEGEND:

	– CENTERLINE
	– RAILROAD (EXIST)
	– APPARENT MDOT RIGHT-OF-WAY
	– FENCE (EXIST)
	– OVERHEAD UTILITY LINES (EXIST)
	– POLE GUY WIRE (EXIST)
	– PROPERTY LINE (EXIST)
	– TREE LINE (EXIST)
	– DITCH (EXIST)
	– UTILITY POLE (EXIST)
	– WATER LINE (EXIST)
	– WATER METER (EXIST)
	– WATER VALVE (EXIST)
	– WATER VALVE (REQ'D)
	– WATER LINE (REQ'D)

CANADIAN NATIONAL / ILLINOIS CENTRAL RAILROAD
5,156' SOUTH OF MP #68

RAILROAD PERMIT

Sheet No.: 2 of 3

Permit No.: _____

REVISIONS			
APPLICANT		MDOT	
DATE	BY	DATE	BY
05/02/17	BT		

Show North

SCALE: 1" = 50'

NOTES:

1. *140'± OF EXIST 4" WATER LINE (INSIDE RR ROW) SHALL BE ABANDONED IN PLACE, WHICH SHALL INCLUDE PUMPING EXIST WATER LINE WITH FLOWABLE FILL & SEALING ENDS WITH CONCRETE
2. **BORE PIT TRENCH SHALL NOT BE EXCAVATED MORE THAN FIVE (5) FEET FROM END OF ENCASEMENT TOWARD RAILROAD.

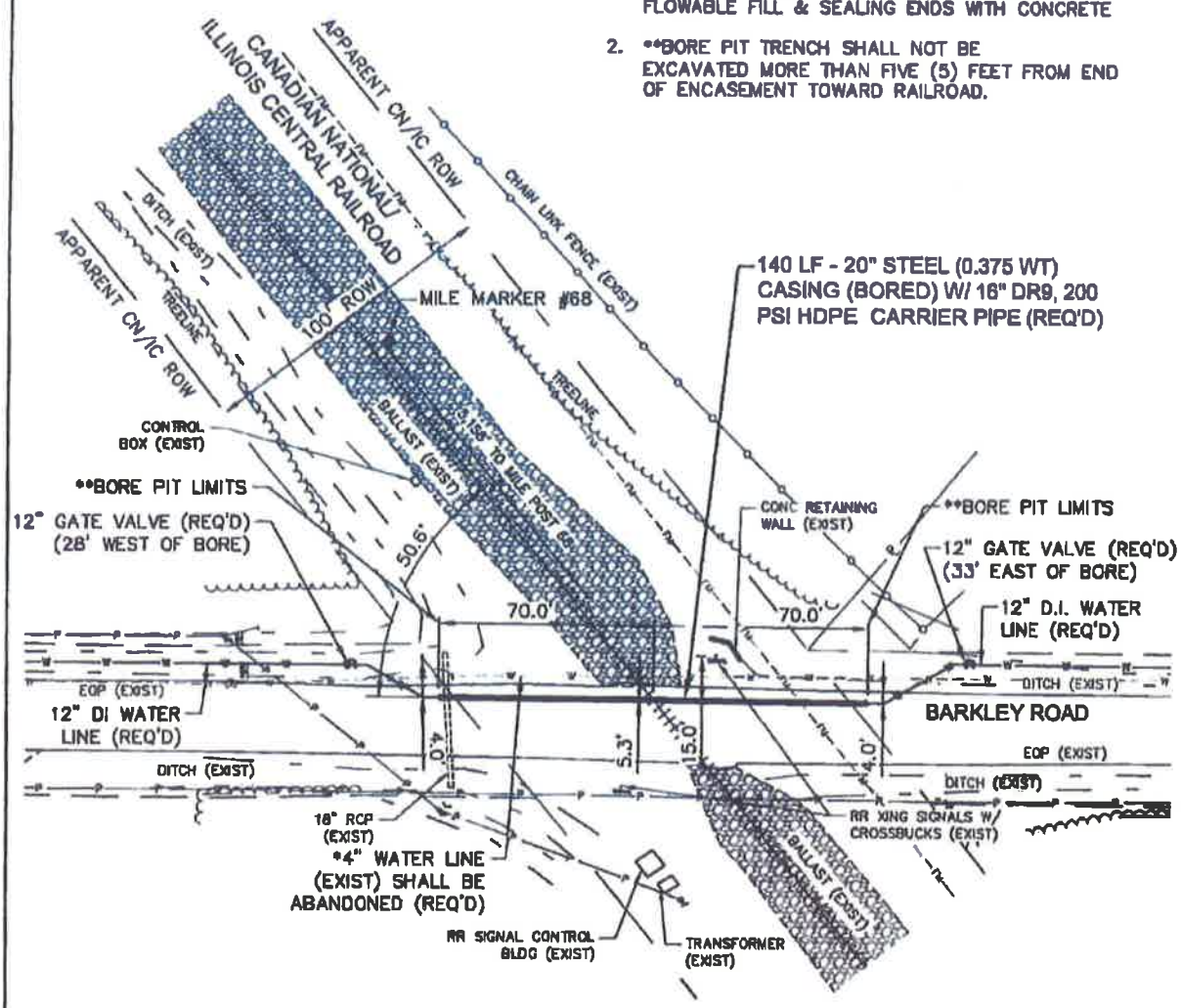

CANADIAN NATIONAL / ILLINOIS CENTRAL RAILROAD PIPE BORE: 5,156' SOUTH OF MP #68

RAILROAD PERMIT

Sheet No.: 3 of 3

Permit No.:

REVISIONS			
APPLICANT		MDOT	
DATE	BY	DATE	BY
05/02/17	BT		

Show North

SCALE:
HORIZ.: 1" = 20'
VERT.: 1" = 5'

NOTES:
1. *AS MEASURED ALONG SECTION
2. **BORE PIT TRENCH SHALL NOT BE EXCAVATED MORE THAN FIVE (5) FEET FROM END OF ENCASEMENT TOWARD RAILROAD.

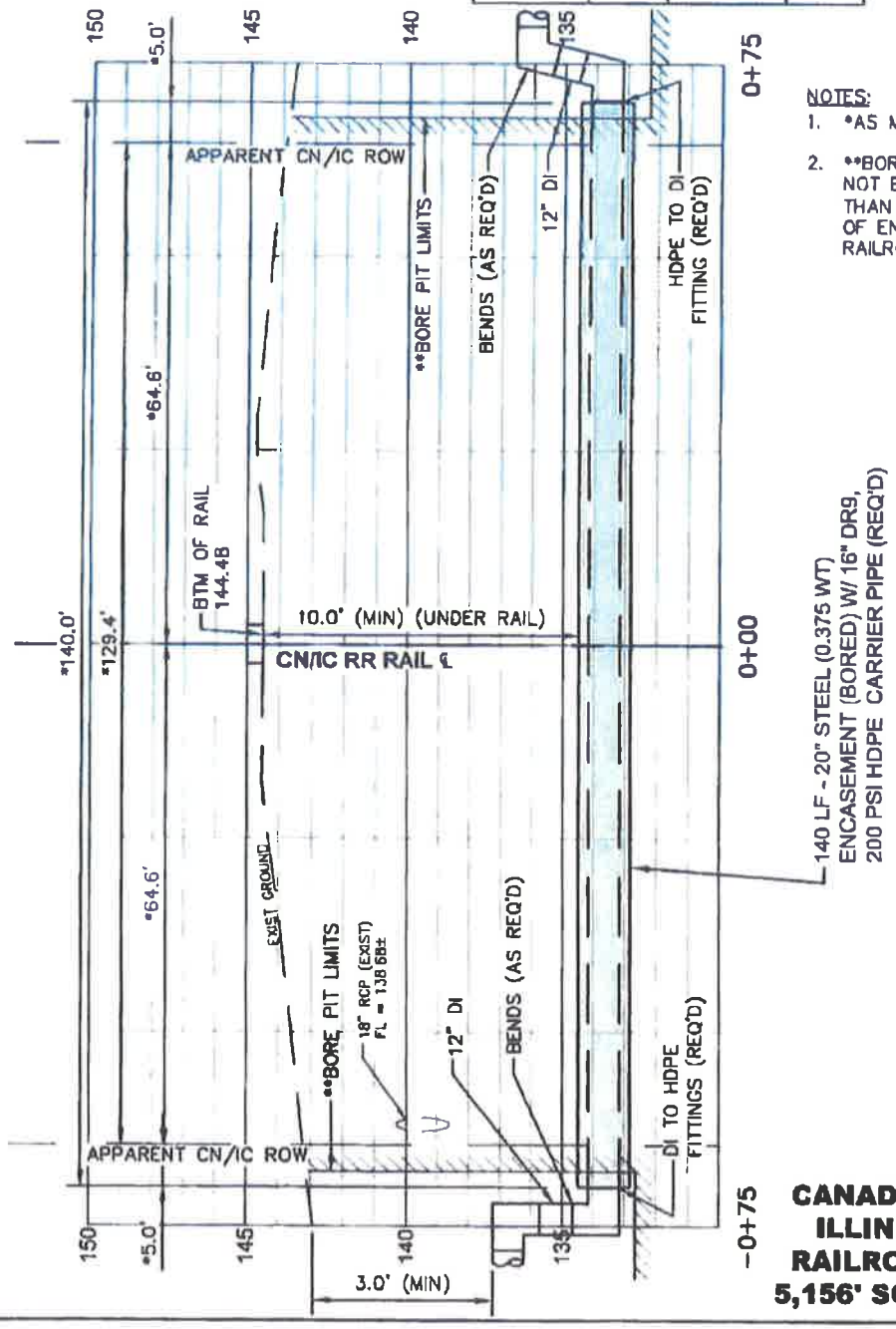

CANADIAN NATIONAL / ILLINOIS CENTRAL RAILROAD PIPE BORE: 5,156' SOUTH OF MP #68

CN System Engineering

Josh Gordon
Design & Construction
Field Engineer
2151 N. Mill Street.
Jackson, MS 39202
T 601-331-8724

May 11, 2017
Mr. Joseph S. Wojcik
Track Design Technician
17641 S. Ashland Ave.
Homewood, IL 60430-1345

Subject: **Utility P-10911 Hattiesburg, MS Beaumont Sub MP 92.49**

Mr. Wojcik,

CN Engineering Design & Construction has reviewed the request to Dry bore and jack 16" HDPE waterline in 20" casing under the Beaumont Sub MP 92.49. No objections at this time. Be certain to follow guidelines below.

1.) CN Utility Locate Required.

2.) CN's operations are not to be impaired or effected by any of the described work.

3.) A flagman, railroad representative is to be present during any and all work on, over, under or near railroad property.

4.) All employees of contractors not hired by CN that will work on, over, under or near CN property are required to have, at a minimum, safety certification with www.contractororientation.com and the railroad representative will be responsible for verifying and documenting said certifications.

5.) Survey is required before and after work to ensure no settlement during project.

Sincerely,

Josh Gordon
Field Engineer

KCS Insurance Requirements are as follows:

Show The Kansas City Southern Railway Company and its Affiliates, 427 W. 12th St., Kansas City, MO 64105 as a Certificate Holder for the following:

- Maintain **comprehensive general liability**, and contractual liability insurance with minimum limits of $2,000,000 per occurrence, $4,000,000 aggregate;
- **Auto liability** coverage in the amount of $1,000,000 combined single limit;
- Provide or require minimum statutory **worker's compensation coverage** for all covered employees who are on KCS and its Affiliates property;
- No policy will be canceled or materially altered without first giving KCS and its Affiliates thirty (30) day's prior written notice;
- Commercial general liability policy will name The Kansas City Southern Railway Company and its Affiliates as additional insured;
- Will contain a waiver of subrogation in favor of KCS and its Affiliates.

Show The Kansas City Southern Railway Company and its Affiliates, 427 W. 12th St., Kansas City, MO 64105 as the Insured for the following:

- **Railroad Protective Liability Insurance** naming The Kansas City Southern Railway Company and its affiliates as insured - $2,000,000 per occurrence, $6,000,000 aggregate. To obtain this policy, please visit www.123ocp.com.

PLEASE NOTE: *****these are TWO separate policies, they cannot be combined on one form since KCS is the Certificate Holder on the Liability Insurance and the Insured on the Railroad Protective Liability insurance****

KCS Railway Construction Observation/Flagging Requirements

- **When is construction observation and flagging required?**
- **Can the contractor self-perform construction observation and flagging services?**
- **Who is responsible for the cost of observation/flagging services?**
- **What is the cost of observation/flagging services?**
- **How do I arrange for observation/flagging services for my project?**
- **How soon can I start working on KCS ROW?**

When is construction observation and flagging required?

Construction observation and flagging protection are required whenever people, vehicles, or equipment will encroach under, over or on KCS Right-of-Way, including when equipment has the range of possibility to encroach KCS Right-of-Way.

Construction observation must be performed by a KCS authorized **Construction Observer** and KCS certified **Flagman**. The **Construction Observer** ensures the installation meets the approved engineered specifications and serves as quality manager and liaison between the contractor and KCS. The **Flagman** provides protection to the general public, KCS personnel, equipment, and facilities from the work being performed and protection to contractors working within KCS Right-of-Way.

Can the contractor self-perform construction observation and flagging services?

No. Observation and flagging services can only be performed by KCS authorized & certified construction observers and flagmen. Bartlett & West is the authorized KCS agent for providing these services.

Who is responsible for the cost of construction observation/flagging services?

The permittee or the permittee's designated contractor is responsible for payment. Prepayment of services is required.

What is the cost of construction observation/flagging services?

- Construction Observer daily rate is $1,500 per day - 10 hour minimum. Hourly rate applies after 10 hours
- Flagman daily rate is $1,000 per day - 10 hour minimum. Hourly rate applies after 10 hours
- Mobilization/Administrative Fee is $2,000. Multiple mobilization fees could be charged if the project cannot be constructed on consecutive days and results in a return trip
- Cancellations require a minimum of 12 hours advance notice of the daily scheduled start time

How do I arrange for observation/flagging services for my project?

- Complete **Section 1** of the attached **Prepay/Schedule Form**, prepay for estimated duration of services & execute the Bartlett & West Agreement. The **Prepayment Invoice** and **Bartlett & West Agreement** will be sent to you upon receipt of **Section 1**
- When your KCS Permit is fully executed you may submit **Section 2** of the **Prepay/Schedule Form** indicating your requested start date. Bartlett & West will be notified by **KCS & JLL** when your permit is approved.

How soon can I start working on KCS ROW?

- A valid KCS Permit is required for scheduling a start date and before any activity can commence on KCS Right-of-Way
- It can take up to 15 business days to schedule services. Please plan accordingly
- In cases where KCS signal line locates are required additional time may be required

Bartlett & West is dedicated to providing you the information you need to complete the installation of your project in a safe environment and according to engineered specifications. Please contact our Service Specialist if you need further assistance.
KCSCrossings@bartwest.com or 817-840-1567

Bartlett & West

REQUEST FOR CONSTRUCTION OBSERVATION AND FLAGGING FIELD SERVICES

Date:

SECTION 1 PREPAYMENT INFORMATION

Complete Section 1 & send to KCSCrossings@Bartwest.com. The prepayment invoice will be issued upon receipt of this form.

PERMIT APPLICATION REFERENCE # 17-3248
APPLICANT COMPANY:
APPLICANT'S NAME:
AT/NEAR CITY AND STATE:
ESTIMATED DURATION IN DAYS FOR WORK BEING PERFORMED WITHIN KANSAS CITY SOUTHERN RIGHT OF WAY: ESTIMATED TIMEFRAME:

RESPONSIBLE PARTY FOR RECEIPT OF INVOICES & OBSERVATION AGREEMENT:

COMPANY NAME (Legal Name):		
CONTACT:		
ADDRESS:		
CITY:	STATE:	ZIP:
PHONE:	EMAIL:	

SECTION 2 SCHEDULE INFORMATION – 15 Day Minimum Advance Notice Required

Section 2 – Submission of proposed start date requires fulfillment of all Bartlett & West and KCS compliance including KCS fees paid, insurance & release of the KCS Agreement & approved Permit Package by JLL.

SCHEDULE INFORMATION: ***Acceptance of proposed start date is subject to all compliance being met.***

*Proposed start date is subject to the availability of Bartlett & West field services crews. Confirmation of start date will be issued via the Project Start Notification
PROPOSED START DATE FOR INSTALLATION WITHIN KANSAS CITY SOUTHERN RIGHT OF WAY:
OF DAYS WORKING: SATURDAY ☐ SUNDAY ☐ COMMENT: SCHEDULED START TIME: END TIME: EACH DAY
PROJECTED COMPLETION DATE OF INSTALLATION WITHIN KANSAS CITY SOUTHERN RIGHT OF WAY : (based on proposed start date)

FIELD COORDINATOR INFORMATION: *(Field contact for applicant or applicant's contractor)*

COMPANY NAME:		
APPLICANT'S/COORDINATOR'S NAME:		
ADDRESS:		
CITY:	STATE:	ZIP:
PHONE:	EMAIL:	

CONTRACTOR INFORMATION: *(If different from applicant)*

COMPANY NAME:		
CONTRACTOR'S NAME:		
ADDRESS:		
CITY:	STATE:	ZIP:
PHONE:	EMAIL:	

Scheduling of installation & field services will be initiated upon full compliance of all KCS requirements & notification of KCS clearance to install. No work shall commence on the Kansas City Southern right of way without Bartlett & West field services. Submit request form to KCSCrossings@Bartwest.com. For assistance contact Yvonne Hall @ 817-840-1567

THE KANSAS CITY SOUTHERN RAILWAY COMPANY
427 West 12th Street
Kansas City, Missouri 64105-1403

JLL

Application for License to Install Pipeline or Wire Line Encroaching Over, Under or Parallel to KCS Tracks

Crossing - $2,000 Processing Fee
Parallel – Call Sylvia Schmidt

Submit with non-refundable payable to:
JLL
Attn.: Sylvia Schmidt
4300 Amon Carter Blvd., Suite 100
Fort Worth, Texas 76155
Phone: (817) 230-2688 or Melissa Leal at (817) 230-2614
Email: sylvia.schmidt@am.jll.com or melissa.leal@am.jll.com

17-3248

1. Applicant Information:

Legal Name of the Owner of the Utility: City of Hattiesburg

Attn.: Lamar Rutland, P.E.

Mailing Address: P.O. Box 1898 City, State, Zip: Hattiesburg, MS 39403-1898

Phone: (601) 545-4640 Cell: _____

Email to whom agreement is to be sent: lrutland@hattiesburgms.com

Check One: ☐ Individual ☐ Company ☐ Partnership
☐ Corporation ☒ Municipality ☐ Other (Specify) _____

Who to contact in the event of engineering questions: Kyle D. Wallace, P.E.

Phone: 9601) 544-1821 Cell: (601) 310-7818

Email: kyle@sd-w.com

Proposed Installation Date(s): June 2017

If not constructed within one (1) year, an additional review fee may be charged.

2. Type of Encroachment (Crossing):

Check All That Apply: ☐ Overhead ☒ Underground ☐ Parallel

If Overhead, vertical clearance is _____ (in feet and inches) a 28' minimum is required from top of rail to bottom of overhead crossing point (maximum sag at 212°).

Existing Poles ☐ Yes ☐ No Distance between poles/Distance from edge of nearest track: ____/____

If Underground Crossing, depth of casing/carrier pipe: ~~10.0~~ 12' feet below base of rail and ~~6.0~~ 10' feet below ground surface or bottom of ditches, whichever is deeper (if (a) casing is used: minimum 10' below base of rail and minimum 6' from natural ground surface or from bottom of ditches; (b) if casing is not used: minimum 10' below base of rail and minimum 10' from natural ground surface or from bottom of ditches).

If Underground Parallel, distance _____ measured at right angle from centerline of tracks to encroachment (parallel and minimum 25' feet away, then minimum 72") ground cover; parallel and greater than 25' away, then minimum ground cover of 60". **If the request is within 50' of KCS right-of-way, utility line shall be at least 10' below the ground for the entire KCS right-of-way.**

If an existing crossing is to be abandoned, see Section D – Abandonment on the Specific Requirements sheet.

3. Location: (provide all the information you can and identify two (2) markers of location information that can independently allow for verification of the wire line location in Section 3 and Section 4).

If crossing, relation to centerline of KCS Tracks at KCS Mile Post 67 + 1,304 feet

If parallel, beginning KCS Mile Post _____ + _____', ending KCS Mile Post + _____'

Railroad Subdivision GULFPORT

If spur, distance from point of switch _____ feet

In or near City/Town/Village Hattiesburg, Parish/County Forrest, State MS

Section 23 Township 4N Range 13W

4. Other Distances:

If install is near a KCS bridge or culvert, distance from inside face of back wall on nearest KCS

Bridge: _____ Bridge MP: _____

Distance from centerline of nearest road crossing measured perpendicular to the rail line: 4'

DOTD#: 305-283-V (http://safetydata.fra.dot.gov/OfficeofSafety/PublicSite/Crossing/Crossing.aspx)

Street Name: Barkley Road

5. Angle of Crossing:

66 ° 00 ' 00 " **(if crossing track, not less than 45 degrees).**

6. Wire Line Commodity:

☐ Telephone ☐ Power Line (Voltage _____) ☐ Other (Specify) _____

☐ Fiber Optic – **If underground, number of innerducts within casing pipe** _____

If an innerduct will be left spare or empty, clearly identify type of facility that will be installed within each innerduct.

_____

_____

See Section A – General on the Specific Requirements sheet for standards used.

If encroachment is an overhead wire line, proceed to the end of this application and provide signature.

7. Pipeline Commodity:

Commodity to be transmitted in the pipeline: Water

Transmitted by: ☐ Gravity ☒ Force ☐ Liquid ☐ Gas ☐ Steam ☐ Other (Please Specify _____)

Type of Commodity: ☐ Flammable ☒ Non-Flammable ☐ Corrosive ☐ Toxic ☐ Environmental Hazard

If hazardous, toxic or corrosive material, give details: _____

See Section A – General on the Specific Requirements sheet for standards used.

8. Pipe/Wire Information:

	Carrier Pipe	Casing Pipe
Inside Diameter (nominal):	16"	20"
Wall Thickness:	1.778"	0.375"
Material:	HDPE	Steel
Minimum Yield Point of Material:		35 ksi
Type of Joint:	Heat Fusion	Welded
Maximum Operating Pressure in Pipeline:	N/A	N/A

Hydrostatic pressure at which carrier pipe will be tested before using: 150 psi

Will carrier pipe have protective coating? ☐ Yes ☒ No If so, please provide type: _____

Will carrier pipe be cathodically protected? ☐ Yes ☒ No

Cathodic protection must meet standards set by the current Report of Correlating Committee of Cathodic Protection.

9. Casing Information:

Length of casing pipe ~~120 LF~~ 240' (if casing pipe is vented, casing shall extend to right-of-way lines; if **not vented, casing shall be a minimum 25' each side as measured at right angles to centerline of track).**

Will casing pipe have protective coating? ☐ Yes ☒ No

If so, please provide type: _____

Will casing pipe be cathodically protected? ☐ Yes ☒ No

Cathodic protection must meet standards set by the current Report of Correlating Committee of Cathodic Protection.

See Section B – Casing and Section E – Signage on the Specific Requirements sheet for additional requirements.

10. Method of Installing Pipe/Wire: Dry Bore and Jack

*Dry Bore and Jack, Conventional Dry Bore or Directional Drill up to 10". Wet boring or open cut trenching across tracks **WILL NOT** be permitted.*

See **Section C – Boring** and **Section F – Shoring** on the Specific Requirements sheet for additional requirements.

11. Venting:

Will casing pipe be vented? ☐ Yes ☒ No Diameter: _____ (minimum 2")

Number of Vents: _____ Vent Height above ground surface: _____ (minimum 4')

Pipes carrying flammable contents must be vented. Vents are to be located at ends of casing off of KCS property and to be shown on drawing.

12. Additional Fees:

All excavations and installations on KCS's right-of-way will require construction observation, documentation and flagging by KCS or its authorized representative. Applicant or its contractor must contact Bartlett & West; KCS's authorized representative, a minimum of 10 days in advance of the scheduled construction date. Applicant will contract directly with Bartlett & West for the above services. The contact at Bartlett & West is Tom Faulkner at (817) 840-1562 or 785-215-2011, or by email at thomas.faulkner@bartwest.com. All costs associated with construction observation and flagging are the sole responsibility of the applicant. The daily services fees are $2,500 per day, which include flagging and construction observation services. In addition to the daily fee, a fee of $2,000 per mobilization fee will be charged for each job. Prices are subject to change and can double for 24-hour construction projects. No agreement for crossing or encroachment will be executed by KCS until applicant has contracted with Bartlett & West for the construction observation and flagging.

Each encroachment will also be subject to an annual or one-time fee, dependent on the type of installation and length of encroachment. If you will need to know these amounts before application, contact Sylvia Schmidt at sylvia.schmidt@am.jll.com or 817-230-2688.

Extreme caution is to be used in excavation due to the possible existence of other underground facilities along KCS's right-of-way. Any damage to existing facilities will be the sole responsibility of the applicant. In compliance with State law, prior to commencing work, the contractor shall notify appropriate State "One Call" service.

13. Existing Agreement? ☐ Yes ☒ No

*If replacing or repairing an existing line, a copy of the current permit agreement with KCS **must** be provided and accompany this application.*

14. Was this service requested by KCS? ☐ Yes ☒ No

If yes, who requested? _____ Phone #: _____

Is this installation in conjunction with a track or track expansion project? ☐ Yes ☒ No

If yes, KCS contact name and phone number: _____ Phone#: _____

By signing below, **applicant agrees to pay all fees associated with the installation of this utility.**

Johnny L. DuPree, Mayor
Name of Applicant

Signature of Applicant

2-21-17
Date

If application is not signed and dated by applicant, application will be returned.

RAILROAD PERMIT

Sheet No.: 1 of 4

Permit No.: _____

REVISIONS			
APPLICANT		MDOT	
DATE	BY	DATE	BY
05/08/17	BT		

Show North

GENERAL NOTES:

1. RAILROAD REPRESENTATIVE AND FLAGMAN SHALL BE PRESENT DURING ALL CONSTRUCTION CROSSING THE RAILROAD.
2. EXCAVATION SHALL NOT BE PERMITTED INSIDE RAILROAD RIGHT-OF-WAY.
3. CONTRACTOR SHALL FOLLOW ALL REQUIREMENTS OF THE RAILROADS PIPELINE OCCUPANCY SPECIFICATIONS.
4. PIPELINE AND CROSSING SHALL BE INSTALLED AND MAINTAINED IN ACCORDANCE WITH THE LATEST APPROVED EDITION OF THE AMERICAN RAILWAY ENGINEERING AND MAINTENANCE OF WAY ASSOCIATION SPECIFICATIONS FOR PIPELINES CONVEYING FLAMMABLE AND NON-FLAMMABLE SUBSTANCES.
5. BLASTING NOT PERMITTED.
6. WHERE THE WATER MAIN IS WITHIN 10 FEET OF A SEWER MAIN HORIZONTALLY, THE BOTTOM OF THE WATER MAIN SHALL BE AT LEAST 18" FROM THE TOP OF THE SEWER MAIN, UNLESS OTHERWISE NOTED.
7. WORK FOR THIS PROJECT REQUIRES EXCAVATION IN THE IMMEDIATE VICINITY OF TRAFFIC AND ADJACENT PROPERTIES. THEREFORE, THE RISK OF A FAILURE OCCURRING DURING THE EXCAVATION REQUIRES THAT EXTREME CAUTION BE EXERCISED. THE CONTRACTOR SHALL BE RESPONSIBLE FOR PLACING WHAT BRACING, SHORING OR GROUND SUPPORT SYSTEM THAT IS DEEMED NECESSARY TO PREVENT A FAILURE AND PROTECT THE PERSONS WORKING NEAR THE EXCAVATION, THE PUBLIC THAT MAY BE ABOVE THE EXCAVATION, OR ANY STRUCTURE ADJACENT TO THE EXCAVATION. ALL COSTS FOR ANY PROTECTIVE MEASURES INCLUDING THE MATERIALS AND LABOR FOR DESIGNING, DRAWING AND CONSTRUCTING THE FACILITY SHALL BE INCLUDED IN THE BID PRICE FOR CONTRACT ITEMS.

KANSAS CITY SOUTHERN RAILROAD
GENERAL NOTES

RAILROAD PERMIT

Sheet No.: 2 of 4

Permit No.: _____

REVISIONS			
APPLICANT		MDOT	
DATE	BY	DATE	BY
05/08/17	BT		

Show North

LINETYPE & SYMBOLS LEGEND:

- CENTER LINE
- RAILROAD
- APPARENT KANSAS CITY SOUTHERN RAILROAD ROW
- FENCE (EXIST)
- FID – FIBER OPTIC INDICATOR POST (EXIST)
- FOB – FIBER OPTIC PULL BOX (EXIST)
- FIRE HYDRANT (EXIST)
- GID – GAS INDICATOR POST (EXIST)
- G – GAS LINE (EXIST)
- GM – GAS METER (EXIST)
- GV – GAS VALVE (EXIST)
- GT – GATE POST (EXIST)
- LP – LIGHT ON POLE (EXIST)
- P – OVERHEAD UTILITY LINES (EXIST)
- T – OVERHEAD UTILITY LINES (EXIST)
- POLE GUY WIRE (EXIST)
- PL – PROPERTY LINE (EXIST)
- FM – SAN SWR FORCE MAIN (EXIST)
- SS – SAN SWR LINE (EXIST)
- PS – SAN SWR PUMP STATION (EXIST)
- SIGN – SIGN (EXIST)
- SIGNAL – SIGNAL (EXIST)
- TREE LINE (EXIST)
- DITCH (EXIST)
- FO – UNDERGROUND FIBER OPTIC LINE (EXIST)
- PP – UTILITY POLE (EXIST)
- W – WATER LINE (EXIST)
- WM – WATER METER (EXIST)
- WV – WATER VALVE (EXIST)
- WV – WATER VALVE (REQ'D)
- REDUCING FITTING (REQ'D)
- FIRE HYDRANT (REQ'D)
- W – WATER LINE (REQ'D)

ABBREVIATIONS LEGEND:

APPURT	– APPURTENANCES
BLDG	– BUILDING
BTM	– BOTTOM
℄	– CENTERLINE
CONC	– CONCRETE
CMP	– CORRUGATED METAL PIPE
CPP	– CORRUGATED PLASTIC PIPE
DI	– DUCTILE IRON PIPE
DR	– DIAMETER RATIO
EOP	– EDGE OF PAVEMENT
EXIST	– EXISTING
HDPE	– HIGH DENSITY POLYETHYLENE
KCS	– KANSAS CITY SOUTHERN
LF	– LINEAR FEET
PL	– PROPERTY LINE
RCP	– REINFORCED CONCRETE PIPE
REQ'D	– REQUIRED
ROW	– RIGHT OF WAY
RR	– RAILROAD
SAN	– SANITARY
SEW	– SEWER
W/	– WITH
WT	– WALL THICKNESS
XING	– CROSSING

KANSAS CITY SOUTHERN RAILROAD
ABBREVIATIONS & LEGEND

RAILROAD PERMIT

Sheet No.: 3 of 4

Permit No.:

REVISIONS			
APPLICANT		MDOT	
DATE	BY	DATE	BY
05/08/17	BT		
05/17/17	BT		

Show North

SCALE: 1" = 50'

NOTES:

1. *240'± OF EXIST 4" WATER LINE (INSIDE RR ROW) SHALL BE ABANDONED IN PLACE, WHICH SHALL INCLUDE PUMPING EXIST WATER LINE WITH FLOWABLE FILL & SEALING ENDS WITH CONCRETE
2. **BORE PIT TRENCH SHALL NOT BE EXCAVATED MORE THAN FIVE (5) FEET FROM END OF ENCASEMENT TOWARD RAILROAD.

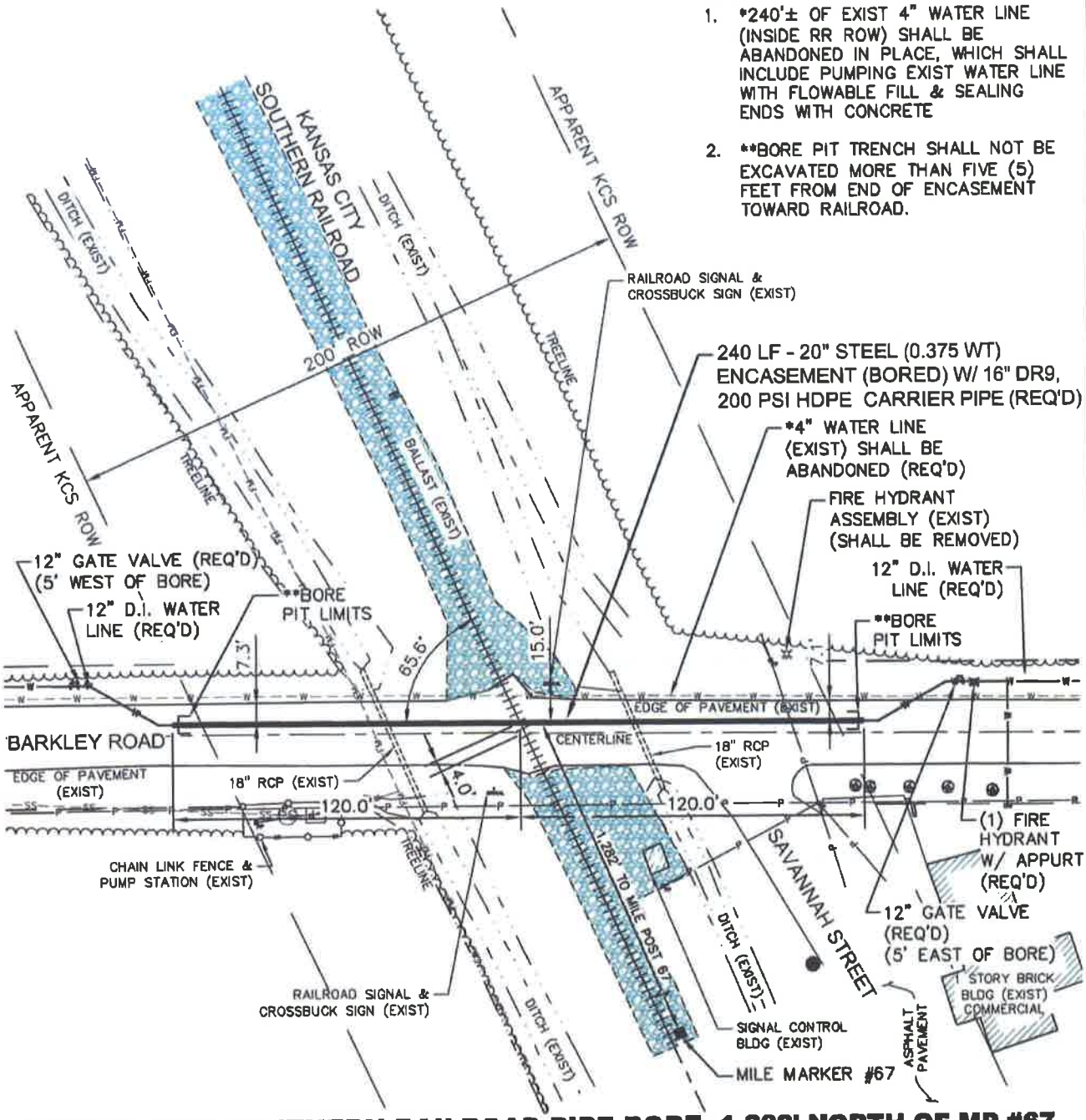

KANSAS CITY SOUTHERN RAILROAD PIPE BORE: 1,282' NORTH OF MP #67

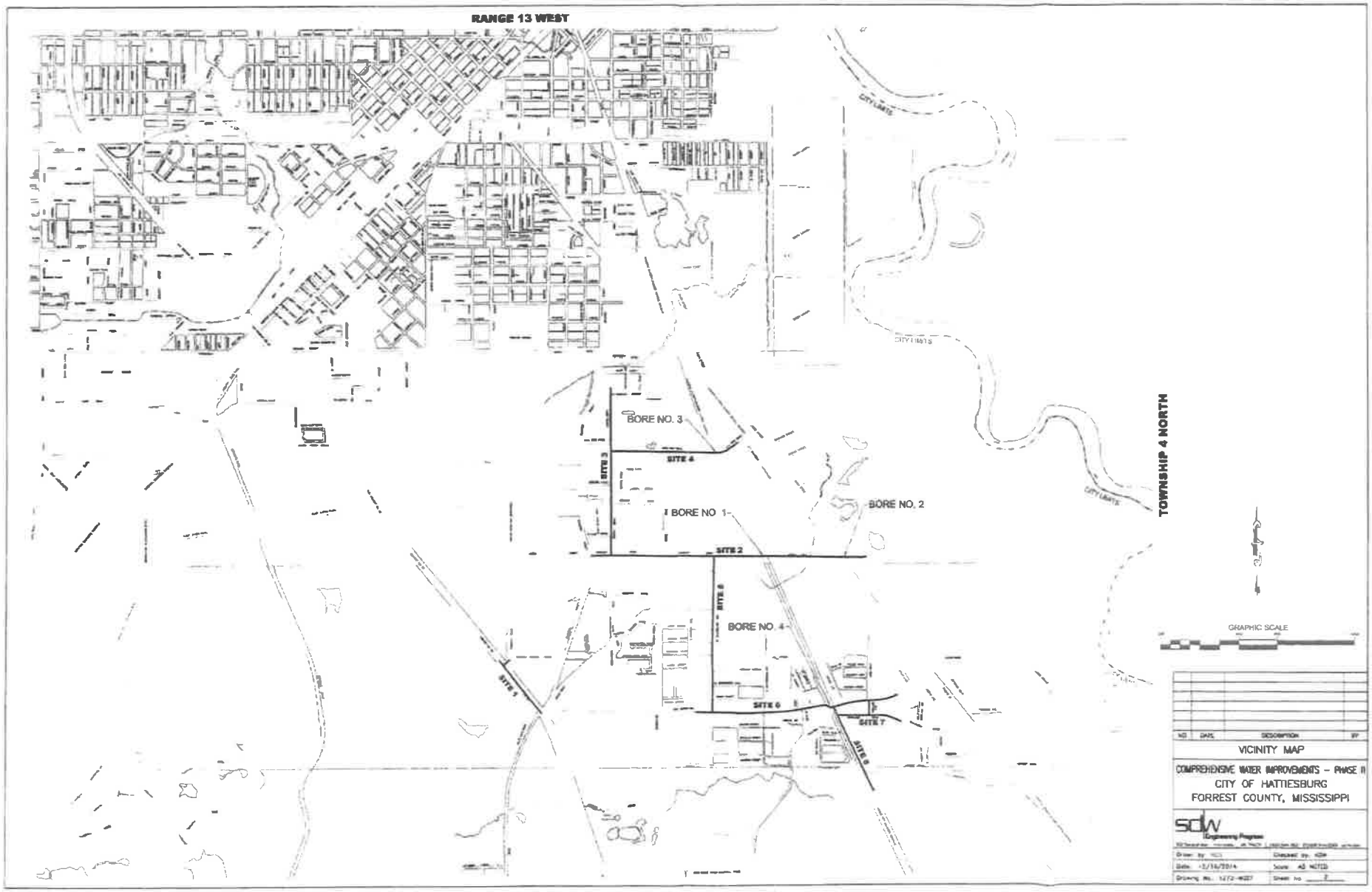

G:\PROJECTS\Hattiesburg_City of\1273-W007 - COMSWIP Water Improvements Phase II-Palmer's Crossing and Irene Chapel\1273W007\CAD Files\1273W007_cvrmapsplans.dwg, 2, 1/26/2017 2:22:20 PM

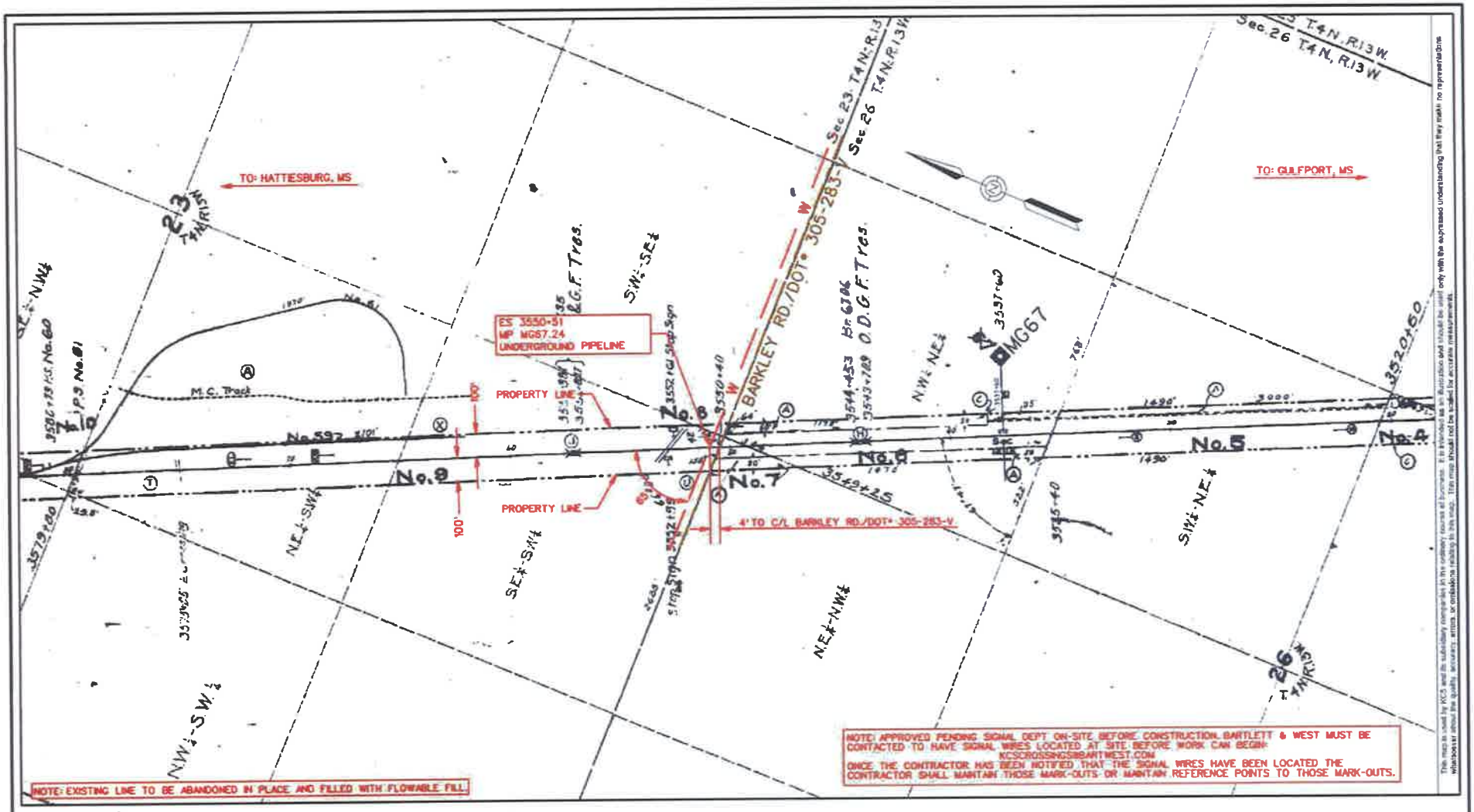

SPECIFICATIONS:

	CARRIER	CASING	INSTALLATION DETAILS
CONTENTS:	WATER	N/A	METHOD OF INSTALLATION: DRY BORE & JACK
LENGTH OF PIPE ON RW:	229.7'	229.7'	BURY: BASE OF RAIL: 12'
OUTSIDE DIAMETER:	16.00"	30.00"	BURY: (Not beneath tracks) 10'
PIPE MATERIAL:	HDPE	STEEL	BURY: (Roadway ditches) 10'
MAX YIELD:	289 PSI	35 KSI	CATHODIC PROTECTION: NONE
WALL THICKNESS:	1.778"	0.375"	CASING VENTED: NO - VENTS ABOVE SURFACE: N/A
WORKING PRESSURE:	65 PSI	N/A	NUMBER OF VENTS: N/A
TYPE OF JOINT:	HEAT FUSION	WELDED	SEALS: BOTH ENDS: YES TYPE: UNKNOWN
COATING:	NONE	NONE	PARALLEL DISTANCE FROM CL OF TRACK: N/A

KANSAS CITY SOUTHERN RAILWAY COMPANY

Date:	06-14-2017	APPROVED BY:	
Drawn By:	JFB		
Checked By:	TRF		
Company:	BARTLETT & WEST		
Sheet No:	1 of 1	Map #: 29025	17-3248
Scale:	1" = 400'	KCS FILE NO:	

EXHIBIT "A"
PROPOSED UNDERGROUND WATER PIPELINE CROSSING FOR CITY OF HATTIESBURG AT MP MG67.24 GULFPORT SUBD. HATTIESBURG, MS (31.288406, -89.271590)

This map is issued by KCS and its subsidiary companies in the ordinary course of business. It is intended as an illustration and should be used only with the expressed understanding that they make no representations whatsoever about the quality, accuracy, errors, or omissions relating to this map. This map should not be scaled for accurate measurements.

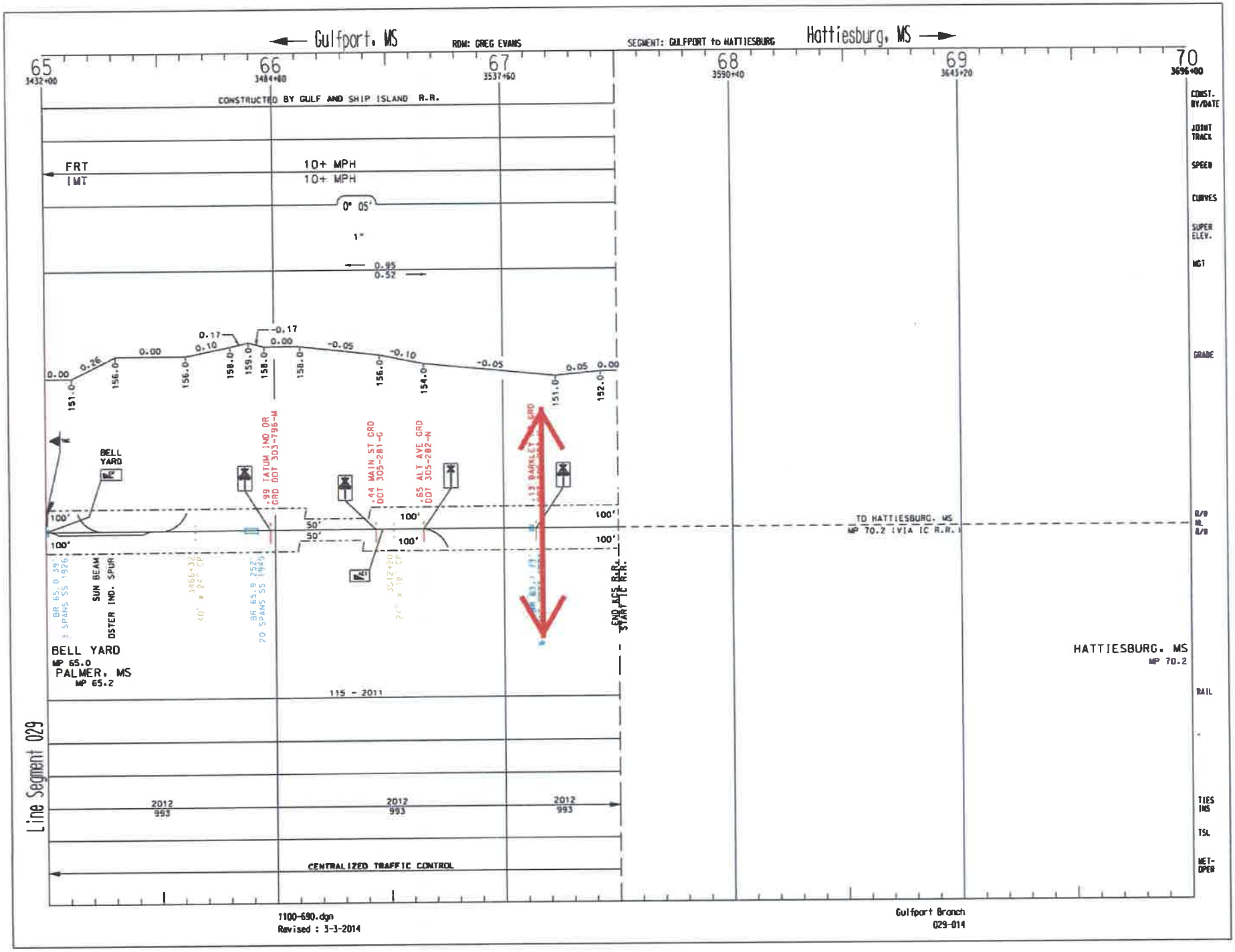
Gulfport, MS
ROW: GREG EVANS
SEGMENT: GULFPORT to HATTIESBURG
Hattiesburg, MS
65
3432+00
66
3484+80
67
3537+60
68
3590+40
69
3643+20
70
3696+00
CONSTRUCTED BY GULF AND SHIP ISLAND R.R.
FRT
IMT
10+ MPH
10+ MPH
0° 05'
1"
0.95
0.52
0.00
0.26
0.00
0.17
0.10
-0.17
0.00
-0.05
-0.10
-0.05
0.05
0.00
151.0
156.0
156.0
158.0
159.0
158.0
158.0
156.0
154.0
151.0
152.0
BELL YARD
.99 TATUM IND DR
GRD DOT 303-795-N
.44 MAIN ST GRD
DOT 305-281-G
.65 ALT AVE GRD
DOT 305-282-N
100'
50'
50'
100'
100'
100'
100'
TO HATTIESBURG, MS
MP 70.2 (VIA IC R.R.)
SUN BEAM
OSTER IND. SPUR
BELL YARD
MP 65.0
PALMER, MS
MP 65.2
END ACS R.R.
START IC R.R.
HATTIESBURG, MS
MP 70.2
115 - 2011
2012
993
2012
993
2012
993
CENTRALIZED TRAFFIC CONTROL
Line Segment 029
CONST. BY/DATE
JOINT TRACK
SPEED
CURVES
SUPER ELEV.
MGT
GRADE
B/O
NL
B/O
RAIL
TIES INS
TSL
MET-OPER
1100-690.dgn
Revised : 3-3-2014
Gulfport Branch
029-014

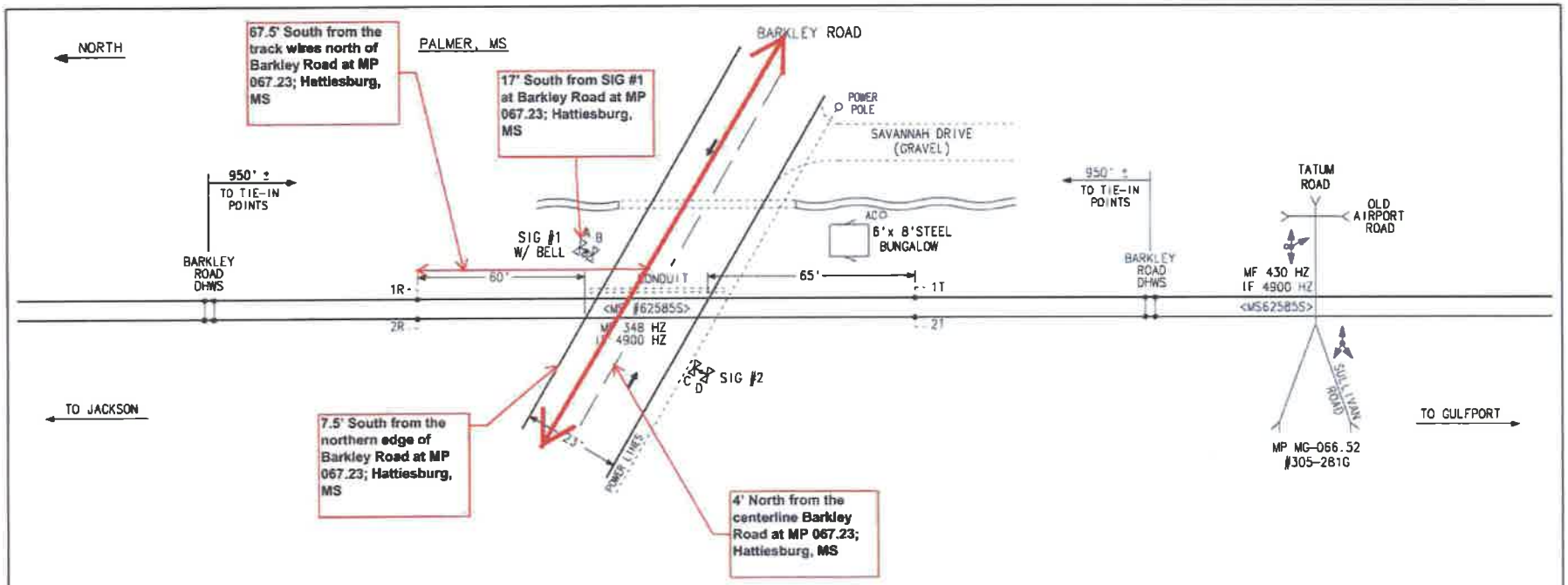

ROUNDEL DEFLECTIONS

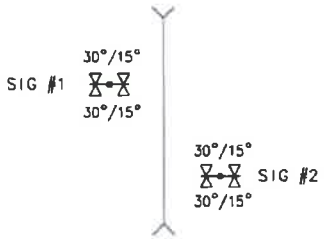

BUNGALOW LOCATION:

33'6" FROM EDGE OF ROAD TO NEAR SIDE OF BUNGALOW MEASURED PARALLEL TO RAIL, AT THE NEAR RAIL

17'0" FROM NEAR RAIL TO THE NEAR SIDE OF BUNGALOW MEASURED PERPENDICULAR TO THE RAIL

SIG #1 LOCATION:

9'6" FROM EDGE OF TRAVELED ROAD MEASURED PERPENDICULAR TO ROAD

13'6" FROM THE NEAR RAIL AT BASE MEASURED PERPENDICULAR TO RAIL

SIG #2 LOCATION:

9'6" FROM EDGE OF TRAVELED ROAD MEASURED PERPENDICULAR TO ROAD

16'3" FROM THE NEAR RAIL AT BASE MEASURED PERPENDICULAR TO RAIL

KANSAS CITY SOUTHERN LINES SIGNAL DEPT.

DWG. NO. SD-17-2-067.23A

LOCATION BARKLEY ROAD
PALMER, MS

DOT NO 305-283V
MILE POST MG-067.23

REVISION BLOCK	FLASHERS IN SERVICE	CONVERTED TO CAD	REV PER FLD CHECK	REV PER F CHANGE
	09/10/90	10/22/96	08/22/97	03/24/17

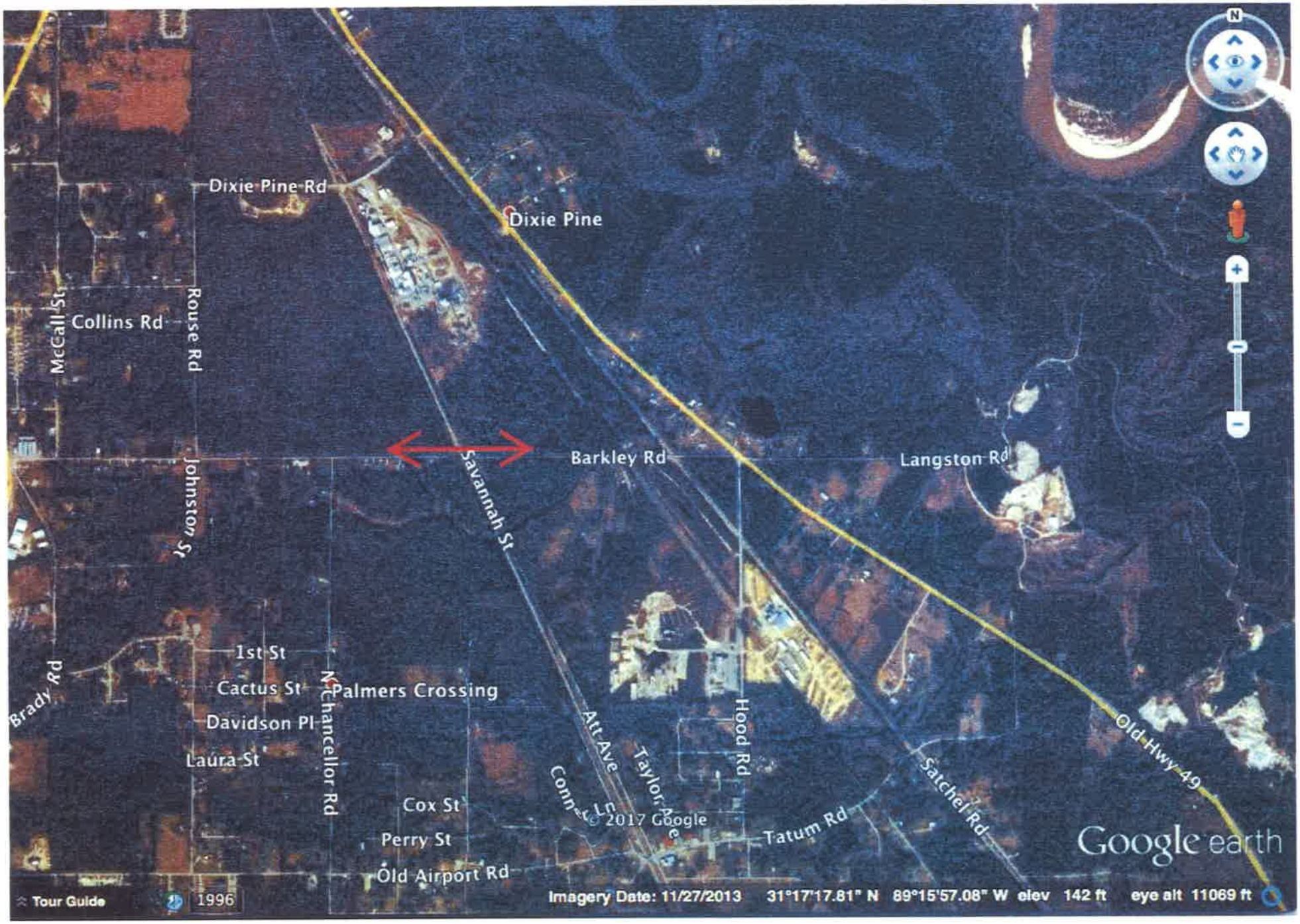
Dixie Pine Rd
Dixie Pine
McCall St
Collins Rd
Rouse Rd
Johnston St
Barkley Rd
Langston Rd
Savannah St
Brady Rd
1st St
Cactus St
Palmers Crossing
Davidson Pl
Laura St
N Chancellor Rd
Cox St
Perry St
Old Airport Rd
Att Ave
Taylor Ave
Hood Rd
Tatum Rd
Satchel Rd
Old Hwy 49
© 2017 Google
Google earth
Tour Guide
1996
Imagery Date: 11/27/2013 31°17'17.81" N 89°15'57.08" W elev 142 ft eye alt 11069 ft


7.5' South from the northern edge of Barkley Road at MP 067.23; Hattiesburg, MS
17' South from SIG #1 at Barkley Road at MP 067.23; Hattiesburg, MS
4' North from the centerline Barkley Road at MP 067.23; Hattiesburg, MS
© 2017 Google
Google earth
Tour Guide
1996
Imagery Date: 11/27/2013 31°17'18.09" N 89°16'17.68" W elev 148 ft eye alt 418 ft

235 235 Barkley Rd
Exit Street View
© 2017 Google
© 2017 Google
Google earth
Report a problem
Tour Guide
Imagery Date: 3/2014 31°17'18.73" N 89°16'15.74" W elev 147 ft eye alt 156 ft

THE KANSAS CITY SOUTHERN RAILWAY COMPANY
427 West 12th Street
Kansas City, Missouri 64105-1403

JLL

Application for License to Install Pipeline or Wire Line Encroaching Over, Under or Parallel to KCS Tracks

Crossing - $2,000 Processing Fee
Parallel – Call Sylvia Schmidt

Submit with non-refundable payable to:
JLL
Attn.: Sylvia Schmidt
4300 Amon Carter Blvd., Suite 100
Fort Worth, Texas 76155
Phone: (817) 230-2688 or Melissa Leal at (817) 230-2614
Email: sylvia.schmidt@am.jll.com or melissa.leal@am.jll.com

17-3249

1. Applicant Information:

Legal Name of the Owner of the Utility: City of Hattiesburg

Attn.: Lamar Rutland, P.E.

Mailing Address: P.O. Box 1898 City, State, Zip: Hattiesburg, MS 39403-1898

Phone: (601) 545-4640 Cell:

Email to whom agreement is to be sent: lrutland@hattiesburgms.com

Check One: ☐ Individual ☐ Company ☐ Partnership
☐ Corporation ☒ Municipality ☐ Other (Specify)

Who to contact in the event of engineering questions: Kyle D. Wallace, P.E.

Phone: (601)544-1821 Cell: (601) 310-7818

Email: kyle@sd-w.com

Proposed Installation Date(s): June 2017

If not constructed within one (1) year, an additional review fee may be charged.

2. Type of Encroachment (Crossing):

Check All That Apply: ☐ Overhead ☒ Underground ☐ Parallel

If Overhead, vertical clearance is _____ (in feet and inches) a 28' minimum is required from top of rail to bottom of overhead crossing point (maximum sag at 212°).

Existing Poles ☐ Yes ☐ No Distance between poles/Distance from edge of nearest track: ____/____.

If Underground Crossing, depth of casing/carrier pipe: 10.0 feet below base of rail and 8.9 feet below ground surface or bottom of ditches, whichever is deeper (if (a) casing is used: minimum 10' below base of rail and minimum 6' from natural ground surface or from bottom of ditches; (b) if casing is not used: minimum 10' below base of rail and minimum 10' from natural ground surface or from bottom of ditches).

If Underground Parallel, distance _____ measured at right angle from centerline of tracks to encroachment (parallel and minimum 25' feet away, then minimum 72") ground cover; parallel and greater than 25' away, then minimum ground cover of 60". If the request is within 50' of KCS right-of-way, utility line shall be at least 10' below the ground for the entire KCS right-of-way.

If an existing crossing is to be abandoned, see Section D – Abandonment on the Specific Requirements sheet.

3. Location: (provide all the information you can and identify two (2) markers of location information that can independently allow for verification of the wire line location in Section 3 and Section 4).

If crossing, relation to centerline of KCS Tracks at KCS Mile Post 68 + 1,057 feet

If parallel, beginning KCS Mile Post _____ + _____', ending KCS Mile Post + _____'

Railroad Subdivision GULFPORT

If spur, distance from point of switch _____ feet

In or near City/Town/Village Hattiesburg, Parish/County Forrest, State MS

Section 23 Township 4N Range 13W

4. Other Distances:

If install is near a KCS bridge or culvert, distance from inside face of back wall on nearest KCS

Bridge: _____ Bridge MP: _____

Distance from centerline of nearest road crossing measured perpendicular to the rail line: 8.7', 8.3', 7.5'

DOTD#: _____ (http://safetydata.fra.dot.gov/OfficeofSafety/PublicSite/Crossing/Crossing.aspx)

Street Name: Dixie Pine Road

5. Angle of Crossing:

67 ° - 00 ' - 00 " **(if crossing track, not less than 45 degrees)**

6. Wire Line Commodity:

☐ Telephone ☐ Power Line (Voltage _____) ☐ Other (Specify) _____

☐ Fiber Optic – **If underground, number of Innerducts within casing pipe** _____

If an innerduct will be left spare or empty, clearly identify type of facility that will be installed within each innerduct.

_____

_____

See Section A – General on the Specific Requirements sheet for standards used.

If encroachment is an overhead wire line, proceed to the end of this application and provide signature.

7. Pipeline Commodity:

Commodity to be transmitted in the pipeline: Water

Transmitted by: ☐ Gravity ☒ Force ☐ Liquid

☐ Gas ☐ Steam ☐ Other (Please Specify _____)

Type of Commodity: ☐ Flammable ☒ Non-Flammable ☐ Corrosive ☐ Toxic

☐ Environmental Hazard

If hazardous, toxic or corrosive material, give details: _____

See Section A – General on the Specific Requirements sheet for standards used.

8. Pipe/Wire Information:

	Carrier Pipe	Casing Pipe
Inside Diameter (nominal):	16"	20"
Wall Thickness:	1.778"	0.375"
Material:	HDPE	Steel
Minimum Yield Point of Material:	65 PSI	35 ksi
Type of Joint:	Heat Fusion	Welded
Maximum Operating Pressure in Pipeline:	N/A	N/A

Hydrostatic pressure at which carrier pipe will be tested before using: 150 psi

Will carrier pipe have protective coating? ☐ Yes ☒ No If so, please provide type: _____

Will carrier pipe be cathodically protected? ☐ Yes ☒ No

Cathodic protection must meet standards set by the current Report of Correlating Committee of Cathodic Protection.

9. Casing Information:

Length of casing pipe ~~200 LF~~ 216' (if casing pipe is vented, casing shall extend to right-of-way lines; if not vented, casing shall be a minimum 25' each side as measured at right angles to centerline of track).

Will casing pipe have protective coating? ☐ Yes ☒ No

If so, please provide type: _____

Will casing pipe be cathodically protected? ☐ Yes ☒ No

Cathodic protection must meet standards set by the current Report of Correlating Committee of Cathodic Protection.

See Section B – Casing and Section E – Signage on the Specific Requirements sheet for additional requirements.

10. Method of Installing Pipe/Wire: Dry Bore and Jack

*Dry Bore and Jack, Conventional Dry Bore or Directional Drill up to 10". Wet boring or open cut trenching across tracks **WILL NOT** be permitted.*

See **Section C – Boring** and **Section F – Shoring** on the Specific Requirements sheet for additional requirements.

11. Venting:

Will casing pipe be vented? ☐ Yes ☒ No Diameter: _____ (minimum 2")

Number of Vents: _____ Vent Height above ground surface: _____ (minimum 4')

Pipes carrying flammable contents must be vented. Vents are to be located at ends of casing off of KCS property and to be shown on drawing.

12. Additional Fees:

All excavations and installations on KCS's right-of-way will require construction observation, documentation and flagging by KCS or its authorized representative. Applicant or its contractor must contact Bartlett & West; KCS's authorized representative, a minimum of 10 days in advance of the scheduled construction date. Applicant will contract directly with Bartlett & West for the above services. The contact at Bartlett & West is Tom Faulkner at (817) 840-1562 or 785-215-2011, or by email at thomas.faulkner@bartwest.com. All costs associated with construction observation and flagging are the sole responsibility of the applicant. The daily services fees are $2,500 per day, which include flagging and construction observation services. In addition to the daily fee, a fee of $2,000 per mobilization fee will be charged for each job. Prices are subject to change and can double for 24-hour construction projects. No agreement for crossing or encroachment will be executed by KCS until applicant has contracted with Bartlett & West for the construction observation and flagging.

Each encroachment will also be subject to an annual or one-time fee, dependent on the type of installation and length of encroachment. If you will need to know these amounts before application, contact Sylvia Schmidt at sylvia.schmidt@am.jll.com or 817-230-2688.

Extreme caution is to be used in excavation due to the possible existence of other underground facilities along KCS's right-of-way. Any damage to existing facilities will be the sole responsibility of the applicant. In compliance with State law, prior to commencing work, the contractor shall notify appropriate State "One Call" service.

13. Existing Agreement? ☐ Yes ☒ No

*If replacing or repairing an existing line, a copy of the current permit agreement with KCS **must** be provided and accompany this application.*

14. Was this service requested by KCS? ☐ Yes ☒ No

If yes, who requested? _____ Phone #: _____

Is this installation in conjunction with a track or track expansion project? ☐ Yes ☒ No

If yes, KCS contact name and phone number: _____ Phone#: _____

By signing below, **applicant agrees to pay all fees associated with the installation of this utility.**

Johnny L. DuPree, Mayor — Name of Applicant

Signature of Applicant

2-21-17 — Date

If application is not signed and dated by applicant, application will be returned.

RAILROAD PERMIT

Sheet No.: 1 of 4

Permit No.:

REVISIONS			
APPLICANT		MDOT	
DATE	BY	DATE	BY
05/08/17	BT		

Show North

GENERAL NOTES:

1. RAILROAD REPRESENTATIVE AND FLAGMAN SHALL BE PRESENT DURING ALL CONSTRUCTION CROSSING THE RAILROAD.
2. EXCAVATION SHALL NOT BE PERMITTED INSIDE RAILROAD RIGHT-OF-WAY.
3. CONTRACTOR SHALL FOLLOW ALL REQUIREMENTS OF THE RAILROADS PIPELINE OCCUPANCY SPECIFICATIONS.
4. PIPELINE AND CROSSING SHALL BE INSTALLED AND MAINTAINED IN ACCORDANCE WITH THE LATEST APPROVED EDITION OF THE AMERICAN RAILWAY ENGINEERING AND MAINTENANCE OF WAY ASSOCIATION SPECIFICATIONS FOR PIPELINES CONVEYING FLAMMABLE AND NON-FLAMMABLE SUBSTANCES.
5. BLASTING NOT PERMITTED.
6. WHERE THE WATER MAIN IS WITHIN 10 FEET OF A SEWER MAIN HORIZONTALLY, THE BOTTOM OF THE WATER MAIN SHALL BE AT LEAST 18" FROM THE TOP OF THE SEWER MAIN, UNLESS OTHERWISE NOTED.
7. WORK FOR THIS PROJECT REQUIRES EXCAVATION IN THE IMMEDIATE VICINITY OF TRAFFIC AND ADJACENT PROPERTIES. THEREFORE, THE RISK OF A FAILURE OCCURRING DURING THE EXCAVATION REQUIRES THAT EXTREME CAUTION BE EXERCISED. THE CONTRACTOR SHALL BE RESPONSIBLE FOR PLACING WHAT BRACING, SHORING OR GROUND SUPPORT SYSTEM THAT IS DEEMED NECESSARY TO PREVENT A FAILURE AND PROTECT THE PERSONS WORKING NEAR THE EXCAVATION, THE PUBLIC THAT MAY BE ABOVE THE EXCAVATION, OR ANY STRUCTURE ADJACENT TO THE EXCAVATION. ALL COSTS FOR ANY PROTECTIVE MEASURES INCLUDING THE MATERIALS AND LABOR FOR DESIGNING, DRAWING AND CONSTRUCTING THE FACILITY SHALL BE INCLUDED IN THE BID PRICE FOR CONTRACT ITEMS.

KANSAS CITY SOUTHERN RAILROAD
GENERAL NOTES

RAILROAD PERMIT

Sheet No.: 2 of 4

Permit No.: _____

REVISIONS			
APPLICANT		MDOT	
DATE	BY	DATE	BY
05/08/17	BT		

Show North

LINETYPE & SYMBOLS LEGEND:

- CENTER LINE
- RAILROAD
- APPARENT KANSAS CITY SOUTHERN RAILROAD ROW
- FENCE (EXIST)
- FID – FIBER OPTIC INDICATOR POST (EXIST)
- FOB – FIBER OPTIC PULL BOX (EXIST)
- FIRE HYDRANT (EXIST)
- GID – GAS INDICATOR POST (EXIST)
- G – GAS LINE (EXIST)
- GM – GAS METER (EXIST)
- GV – GAS VALVE (EXIST)
- GT – GATE POST (EXIST)
- LP – LIGHT ON POLE (EXIST)
- P – OVERHEAD UTILITY LINES (EXIST)
- T – OVERHEAD UTILITY LINES (EXIST)
- POLE GUY WIRE (EXIST)
- PL – PROPERTY LINE (EXIST)
- FM – SAN SWR FORCE MAIN (EXIST)
- SS – SAN SWR LINE (EXIST)
- PS – SAN SWR PUMP STATION (EXIST)
- SIGN – SIGN (EXIST)
- SIGNAL – SIGNAL (EXIST)
- TREE LINE (EXIST)
- DITCH (EXIST)
- FO – UNDERGROUND FIBER OPTIC LINE (EXIST)
- PP – UTILITY POLE (EXIST)
- W – WATER LINE (EXIST)
- WM – WATER METER (EXIST)
- WV – WATER VALVE (EXIST)
- WV – WATER VALVE (REQ'D)
- REDUCING FITTING (REQ'D)
- FIRE HYDRANT (REQ'D)
- W – WATER LINE (REQ'D)

ABBREVIATIONS LEGEND:

APPURT	– APPURTENANCES
BLDG	– BUILDING
BTM	– BOTTOM
℄	– CENTERLINE
CONC	– CONCRETE
CMP	– CORRUGATED METAL PIPE
CPP	– CORRUGATED PLASTIC PIPE
DI	– DUCTILE IRON PIPE
DR	– DIAMETER RATIO
EOP	– EDGE OF PAVEMENT
EXIST	– EXISTING
HDPE	– HIGH DENSITY POLYETHYLENE
KCS	– KANSAS CITY SOUTHERN
LF	– LINEAR FEET
ℙ	– PROPERTY LINE
RCP	– REINFORCED CONCRETE PIPE
REQ'D	– REQUIRED
ROW	– RIGHT OF WAY
RR	– RAILROAD
SAN	– SANITARY
SEW	– SEWER
W/	– WITH
WT	– WALL THICKNESS
XING	– CROSSING

KANSAS CITY SOUTHERN RAILROAD
ABBREVIATIONS & LEGEND

RAILROAD PERMIT

Sheet No.: 3 of 4

Permit No.:

REVISIONS			
APPLICANT		MDOT	
DATE	BY	DATE	BY
05/08/17	BT		
05/17/17	BT		

Show North

SCALE: 1" = 50'

NOTES:

1. *240'± OF EXIST 6" WATER LINE (INSIDE RR ROW) SHALL BE ABANDONED IN PLACE, WHICH SHALL INCLUDE PUMPING EXIST WATER LINE WITH FLOWABLE FILL & SEALING ENDS WITH CONCRETE
2. **BORE PIT TRENCH SHALL NOT BE EXCAVATED MORE THAN FIVE (5) FEET FROM END OF ENCASEMENT TOWARD RAILROAD.

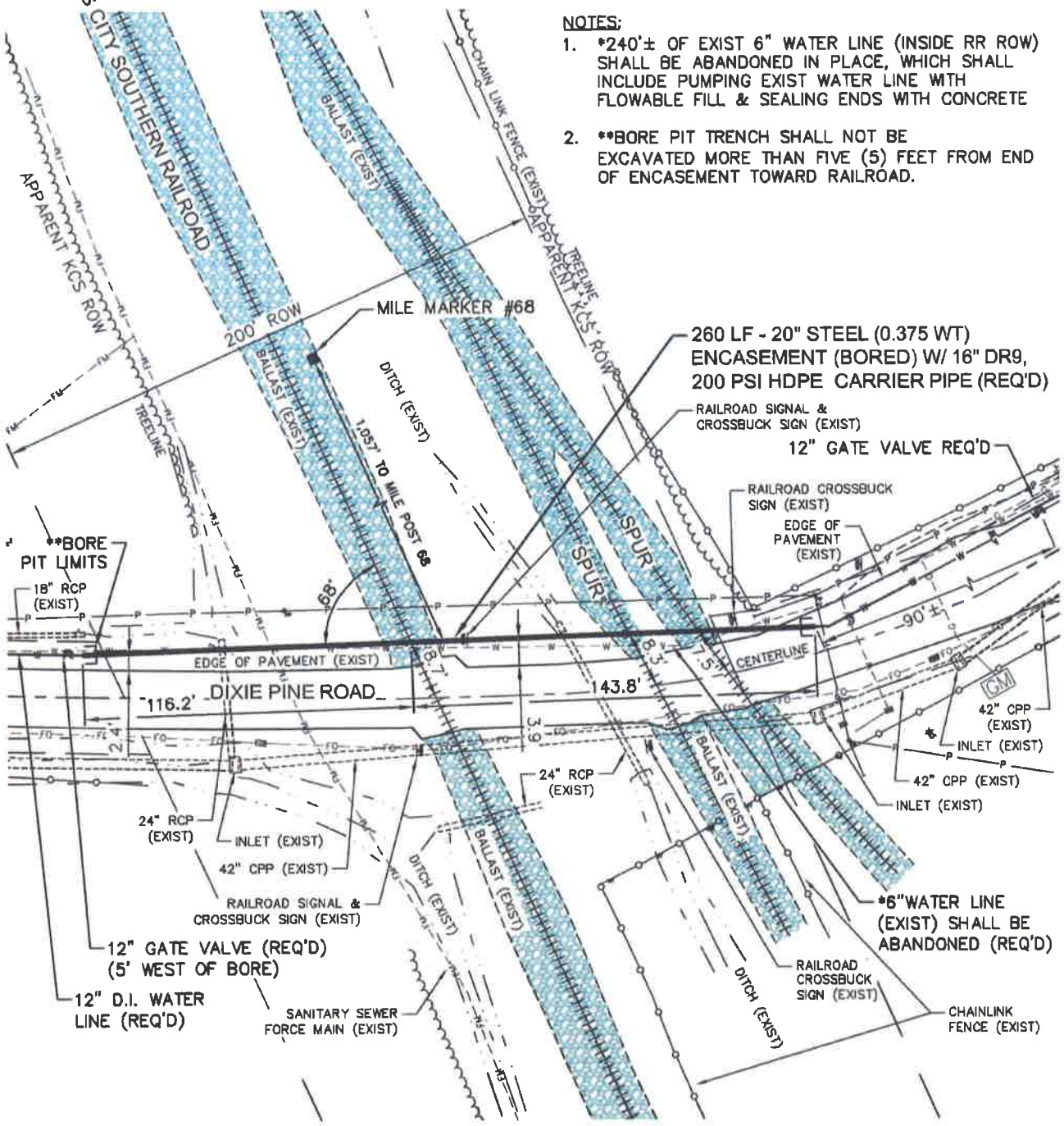

KANSAS CITY SOUTHERN RAILROAD PIPE BORE: 1,057' SOUTH OF MP #68

RAILROAD PERMIT

Sheet No.: 4 of 4

Permit No.:

REVISIONS			
APPLICANT		MDOT	
DATE	BY	DATE	BY
05/08/17	BT		
05/17/17	BT		

Show North

SCALE:
HORIZ.: 1" = 20'
VERT.: 1" = 5'

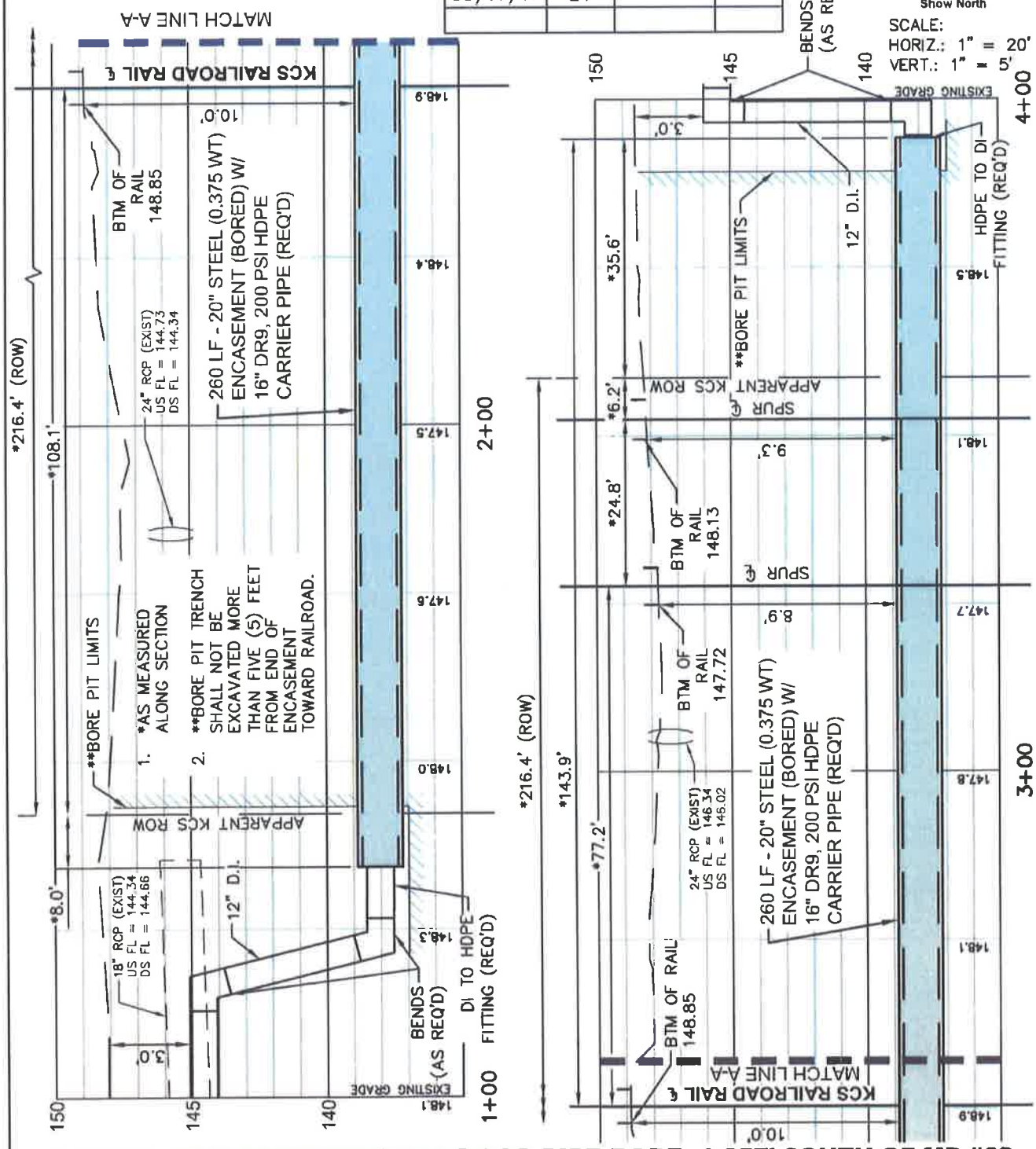

KANSAS CITY SOUTHERN RAILROAD PIPE BORE: 1,057' SOUTH OF MP #68

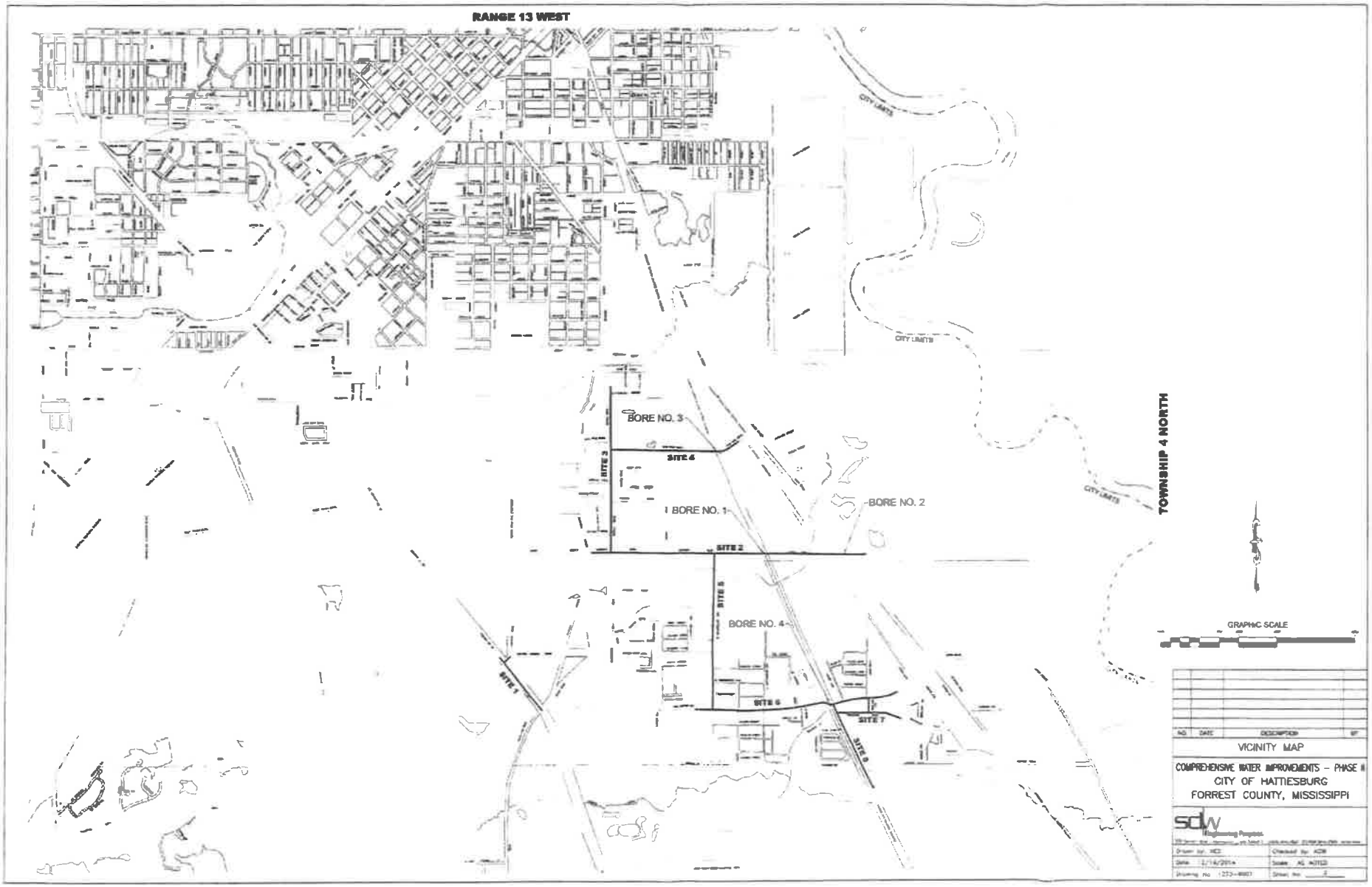

O:\PROJECTS\Hattiesburg_City of\1273-W007 - COMSWIP Water Improvements Phase II-Pulmers Crossing and Irene Chapel\1273W007\CAD Files\1273W007_cvrmapnotes.dwg, 2, 1/26/2017 2:22:20 PM

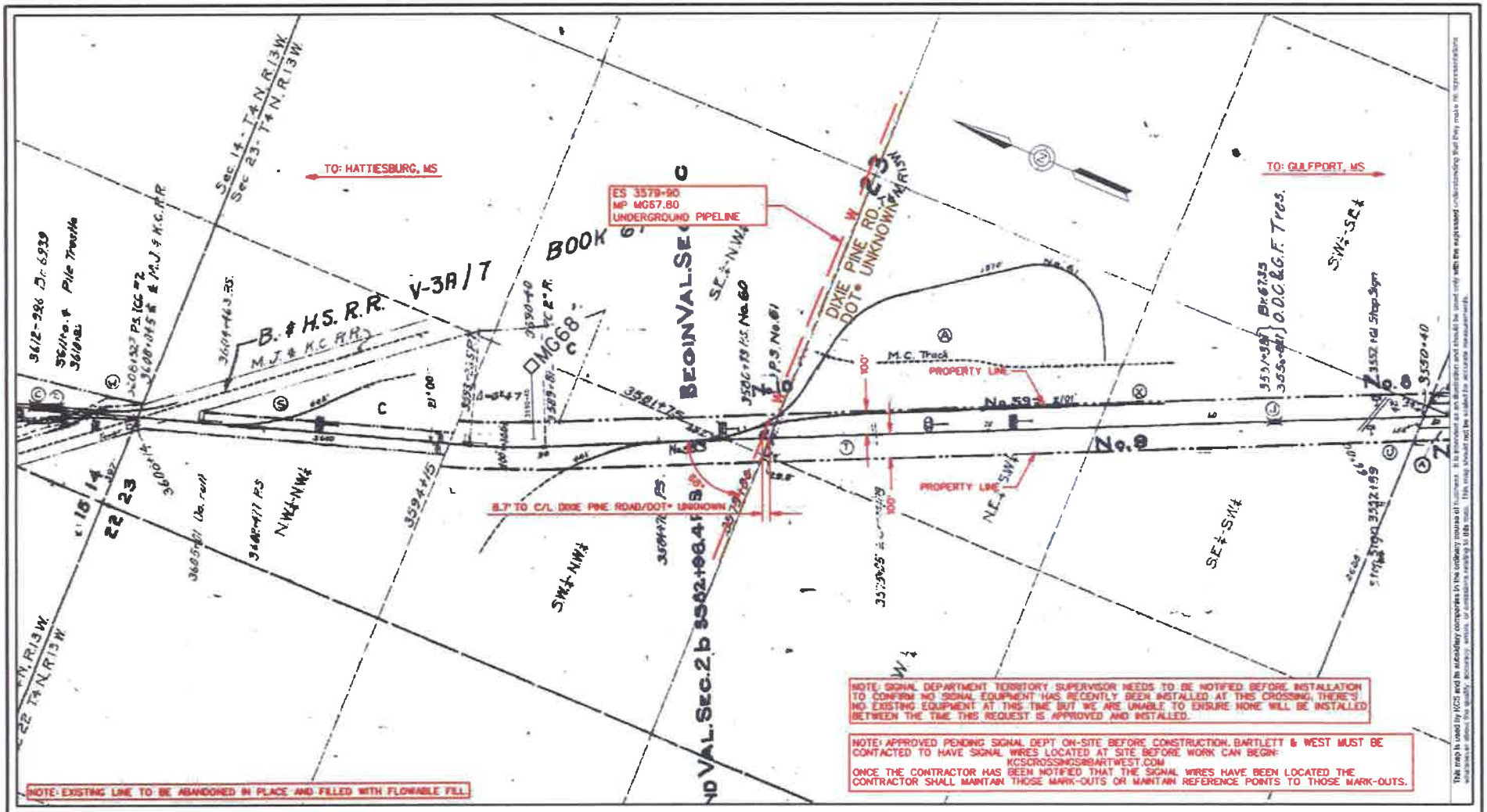

This map is used by KCS and its subsidiary companies in the ordinary course of business. It is provided as an illustration and should be used only with the expressed understanding that they make no representations as to the quality, accuracy, errors, or omissions arising out of this use. This map should not be scaled for accurate measurements.

SPECIFICATIONS:

	CARRIER	CASING	INSTALLATION DETAILS
CONTENTS:	WATER	N/A	METHOD OF INSTALLATION: DRY BORE & JACK
LENGTH OF PIPE ON RW:	214'	210'	BURY: BASE OF RAIL: 10'
OUTSIDE DIAMETER:	16.00"	20.00"	BURY: (Not beneath tracks) 8.3'
PIPE MATERIAL:	HDPE	STEEL	BURY: (Roadway ditches) 8.3'
MAX YIELD:	200 PSI	35KSI	CATHODIC PROTECTION: NONE
WALL THICKNESS:	1.778"	0.375"	CASING VENTED: NO - VENTS ABOVE SURFACE: N/A
WORKING PRESSURE:	65 PSI	N/A	NUMBER OF VENTS: N/A
TYPE OF JOINT:	HEAT FUSION	WELDED	SEALS: BOTH ENDS: YES TYPE: UNKNOWN
COATING:	NONE	NONE	PARALLEL DISTANCE FROM CL OF TRACK: N/A

KANSAS CITY SOUTHERN RAILWAY COMPANY

Date:	06-13-2017	APPROVED BY:	
Drawn By:	JFB		
Checked By:	TRF		
Company:	BARTLETT & WEST		
Sheet No:	1 of 1	Map #: 29025	17-3249
Scale:	1" = 400'	KCS FILE NO:	

EXHIBIT "A"
PROPOSED UNDERGROUND WATER PIPELINE CROSSING FOR CITY OF HATTIESBURG AT MP MG67.80 GULFPORT SUBD. HATTIESBURG, MS (31.295683, -89.275481)

Date: 5/23/2017
File: 17-3249

CONTRACT SUMMARY and APPROVAL SHEET

Parties: KCS and City of Hattiesburg

Description: 16" HDPE Underground Water Line

Location: MP 067.78; Hattiesburg, MS

Term: Indefinitely, unless line interferes with Railway operations

Location Identification:

Subdivision:	**Gulfport**	Casing Diameter:	**20"**
Drawing No.	**SD-17-2-067.78**	Casing Material:	**Steel**
Near DOT #	**UNKNOWN**	Length of Casing Pipe:	**216'**
Type of Line:	**Water Line**	Method of Installation:	**Dry Bore & Jack**
Run of Line:	**Underground**	Depth:	**10'**
Width of KCSR R/W:	**UNKNOWN**		

Distance to Crossing: **8.7', 8.3' and 7.5' North from the centerline Dixie Pine Road at MP 067.78; Hattiesburg, MS**

JaKay Summary:
KCS RAILWAY DOES NOT MAINTAIN FLASHERS OR GATES AT DIXIE PINE ROAD AT MP 067.78, DOT #UNKNOWN. KCSR DOES NOT HAVE UG WIRES IN THIS AREA, HOWEVER WE THINK THE WATER LINE WILL NOT INTERFERE WITH ANY KCSR OPERATIONS BECAUSE OF THE FOLLOWING:

A) THE UG LINE WILL BE AT LEAST 7.5" FROM THE CENTERLINE OF THE ROAD CROSSING.
B) THE UG LINE WILL BE 10' BELOW RAIL AND 8.9' BELOW GROUND FOR THE ENTIRE ROW.
C) THE UG LINE WILL BE INSTALLED USING DRY BORE & JACK.
D) THE UG LINE WILL BE INSTALLED FROM OUTSIDE THE KCS ROW.

SPECIAL NOTE: SIGNAL DEPARTMENT TERRITORY SUPERVISOR NEEDS TO BE NOTIFIED BEFORE INSTALLATION TO CONFIRM NO SIGNAL EQUIPMENT HAS RECENTLY BEEN INSTALLED AT THIS CROSSING. THERE'S NO EXISTING EQUIPMENT AT THIS TIME, BUT WE ARE UNABLE TO ENSURE NONE WILL BE INSTALLED BETWEEN THE TIME THIS REQUEST IS APPROVED AND INSTALLED.

Recommendation:

☒ ***APPROVED PENDING SIGNAL DEPT ON-SITE BEFORE CONSTRUCTION, BARTLETT & WEST MUST BE CONTACTED TO HAVE SIGNAL WIRES LOCATED AT SITE BEFORE WORK CAN BEGIN:***

kcscrossings@bartwest.com

ONCE THE CONTRACTOR HAS BEEN NOTIFIED THAT THE SIGNAL WIRES HAVE BEEN LOCATED, THE CONTRACTOR SHALL MAINTAIN THOSE MARK-OUTS OR MAINTAIN REFERENCE POINTS TO THOSE MARK-OUTS.

☐ **APPROVED (On-Site not required)**

☐ **DENIED**

Dates Reviewed and Approved:

6/8/2017	6/12/2017	
Heather Van Hoecke JaKay Signaling Inc.	Carmen Wallace Kansas City Southern Railway	JaKay Signaling Inc. 816-350-3001 ext. 100

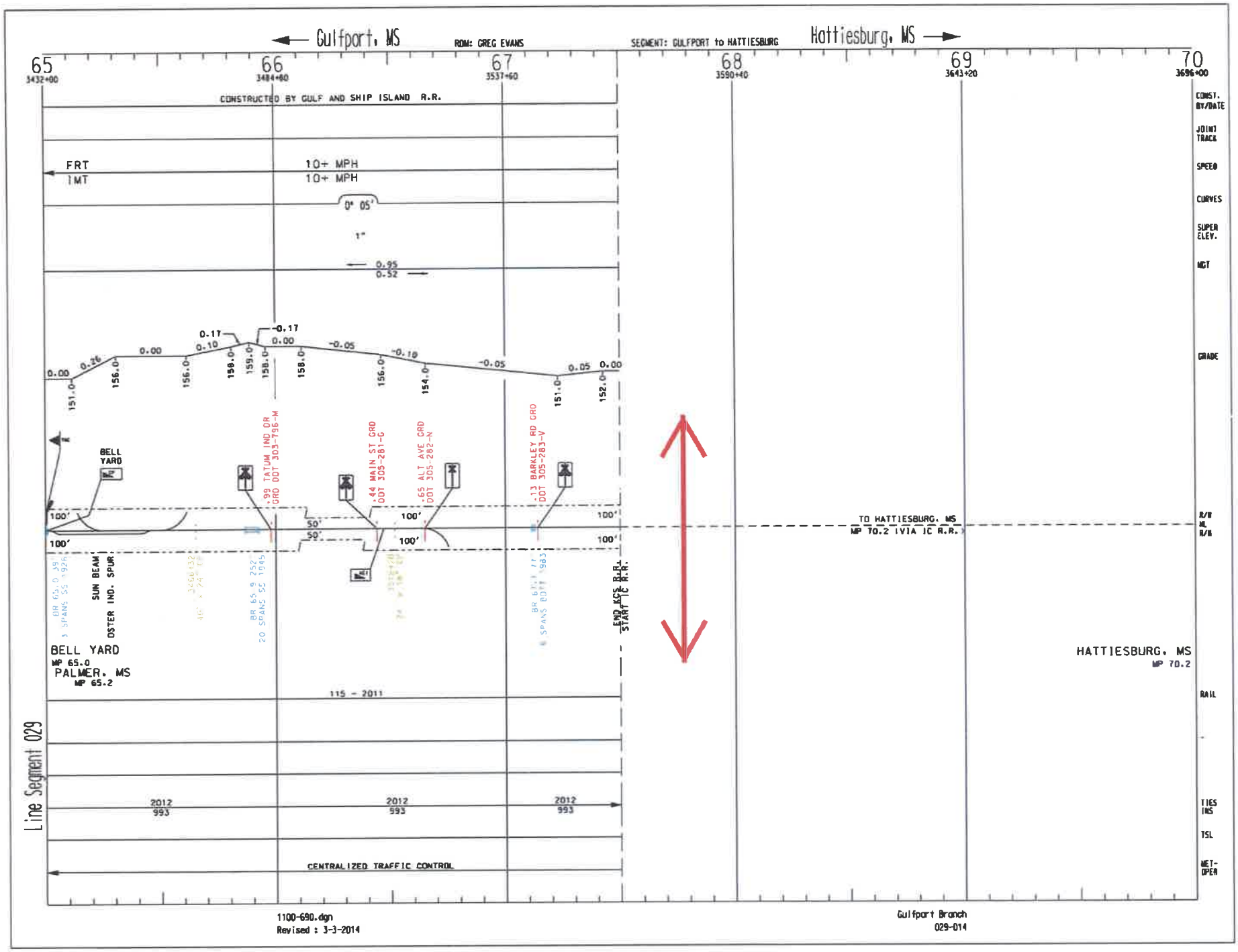
Gulfport, MS
ROM: GREG EVANS
SEGMENT: GULFPORT to HATTIESBURG
Hattiesburg, MS
65
3432+00
66
3484+60
67
3537+60
68
3590+40
69
3643+20
70
3696+00
CONSTRUCTED BY GULF AND SHIP ISLAND R.R.
FRT
IMT
10+ MPH
10+ MPH
0° 05'
1"
0.95
0.52
0.17
-0.17
0.00
0.26
0.00
0.10
0.00
-0.05
-0.10
-0.05
0.05
0.00
151.0
156.0
156.0
158.0
159.0
158.0
158.0
156.0
154.0
151.0
152.0
BELL YARD
.99 TATUM IND DR GRD DOT 303-796-M
.44 MAIN ST GRD DOT 305-281-G
.65 ALT AVE GRD DOT 305-282-N
.13 BARKLEY RD GRD DOT 305-283-V
100'
50'
50'
100'
100'
100'
100'
TO HATTIESBURG, MS
MP 70.2 (VIA IC R.R.)
SUN BEAM
OSTER IND. SPUR
END KCS R.R.
START IC R.R.
BELL YARD
MP 65.0
PALMER, MS
MP 65.2
HATTIESBURG, MS
MP 70.2
115 - 2011
2012
993
2012
993
2012
993
CENTRALIZED TRAFFIC CONTROL
Line Segment 029
CONST. BY/DATE
JOINT TRACK
SPEED
CURVES
SUPER ELEV.
MGT
GRADE
R/W
NL
R/W
RAIL
TIES INS
TSL
NET-OPEN
1100-690.dgn
Revised : 3-3-2014
Gulfport Branch
029-014

Hattie Ave
Blair
Skinship Cir
Dixie Pine Rd
Orchard St
Shelby St
Dixie Pine
Chapel Rd
Lurlyne St
Collins St
Collins Rd
Rouse Rd
Old Hwy 49
Evans Dr
Edwards St
Barkley Rd
Savannah
© 2016 Google
Google earth
Tour Guide
1996
Imagery Date: 11/27/2013 31°17'36.71" N 89°16'29.85" W elev 149 ft eye alt 7498 ft


8.7' North from the centerline Dixie Pine Road at MP 067.78; Hattiesburg, MS
8.3' North from the centerline Dixie Pine Road at MP 067.78; Hattiesburg, MS
7.5' North from the centerline Dixie Pine Road at MP 067.78; Hattiesburg, MS
© 2016 Google
Google earth
Tour Guide
1996
Imagery Date: 11/27/2013 31°17'44.43" N 89°16'31.26" W elev 149 ft eye alt 409 ft

132 132 Dixie Pine Rd
Exit Street View
RAILROAD
© 2016 Google
© 2017 Google
Google earth
Report a problem
Tour Guide
Imagery Date: 3/2014 31°17'45.51" N 89°16'28.62" W elev 170 ft eye alt 157 ft

THE KANSAS CITY SOUTHERN RAILWAY COMPANY
427 West 12th Street
Kansas City, Missouri 64105-1403

JLL

Application for License to Install Pipeline or Wire Line Encroaching Over, Under or Parallel to KCS Tracks

Crossing - $2,000 Processing Fee
Parallel – Call Sylvia Schmidt

Submit with non-refundable payable to:
JLL
Attn.: Sylvia Schmidt
4300 Amon Carter Blvd., Suite 100
Fort Worth, Texas 76155
Phone: (817) 230-2688 or Melissa Leal at (817) 230-2614
Email: sylvia.schmidt@am.jll.com or melissa.leal@am.jll.com

17-3250

1. Applicant Information:

Legal Name of the Owner of the Utility: City of Hattiesburg

Attn.: Lamar Rutland, P.E.

Mailing Address: P.O. Box 1898 City, State, Zip: Hattiesburg, MS 39403-1898

Phone: (601) 545-4640 Cell:

Email to whom agreement is to be sent: lrutland@hattiesburgms.com

Check One: ☐ Individual ☐ Company ☐ Partnership
☐ Corporation ☒ Municipality ☐ Other (Specify)

Who to contact in the event of engineering questions: Kyle D. Wallace, P.E.

Phone: 9601) 544-1821 Cell: (601) 310-7818

Email: kyle@sd-w.com

Proposed Installation Date(s): June 2017

If not constructed within one (1) year, an additional review fee may be charged.

2. Type of Encroachment (Crossing):

Check All That Apply: ☐ Overhead ☒ Underground ☐ Parallel

If Overhead, vertical clearance is _____ (in feet and inches) a 28' minimum is required from top of rail to bottom of overhead crossing point (maximum sag at 212°).

Existing Poles ☐ Yes ☐ No Distance between poles/Distance from edge of nearest track: /

If Underground Crossing, depth of casing/carrier pipe: 10.0 feet below base of rail and ~~6.0~~ 3' feet below ground surface or bottom of ditches, whichever is deeper (if (a) casing is used: minimum 10' below base of rail and minimum 6' from natural ground surface or from bottom of ditches; (b) if casing is not used: minimum 10' below base of rail and minimum 10' from natural ground surface or from bottom of ditches).

If Underground Parallel, distance 55' measured at right angle from centerline of tracks to encroachment (parallel and minimum 25' feet away, then minimum 72") ground cover; parallel and greater than 25' away, then minimum ground cover of 60". If the request is within 50' of KCS right-of-way, utility line shall be at least 10' below the ground for the entire KCS right-of-way.

If an existing crossing is to be abandoned, see Section D – Abandonment on the Specific Requirements sheet.

3. Location: (provide all the information you can and identify two (2) markers of location information that can independently allow for verification of the wire line location in Section 3 and Section 4).

If crossing, relation to centerline of KCS Tracks at KCS Mile Post 66 + 2,415 feet

If parallel, beginning KCS Mile Post _____ + _____, ending KCS Mile Post + _____

Railroad Subdivision GULFPORT

If spur, distance from point of switch _____ feet

In or near City/Town/Village Hattiesburg, Parish/County Forrest, State MS

Section 26 Township 4N Range 13W

4. Other Distances:

If install is near a KCS bridge or culvert, distance from inside face of back wall on nearest KCS

Bridge: _____ Bridge MP: _____

Distance from centerline of nearest road crossing measured perpendicular to the rail line: 103'

DOTD#: _____ (http://safetydata.fra.dot.gov/OfficeofSafety/PublicSite/Crossing/Crossing.aspx)

Street Name: Old Airport Road

5. Angle of Crossing:

90 ° - 00 ' - 00 " **(if crossing track, not less than 45 degrees)**

6. Wire Line Commodity:

☐ Telephone ☐ Power Line (Voltage _____) ☐ Other (Specify) _____

☐ Fiber Optic – **If underground, number of innerducts within casing pipe** _____

If an innerduct will be left spare or empty, clearly identify type of facility that will be installed within each innerduct.

_____

_____

See Section A – General on the Specific Requirements sheet for standards used.

If encroachment is an overhead wire line, proceed to the end of this application and provide signature.

7. Pipeline Commodity:

Commodity to be transmitted in the pipeline: Water

Transmitted by: ☐ Gravity ☒ Force ☐ Liquid

☐ Gas ☐ Steam ☐ Other (Please Specify _____)

Type of Commodity: ☐ Flammable ☒ Non-Flammable ☐ Corrosive ☐ Toxic

☐ Environmental Hazard

If hazardous, toxic or corrosive material, give details: _____

See Section A – General on the Specific Requirements sheet for standards used.

8. Pipe/Wire Information:

	Carrier Pipe	Casing Pipe
Inside Diameter (nominal):	16"	20"
Wall Thickness:	1.778"	0.375"
Material:	HDPE	Steel
Minimum Yield Point of Material:		35 ksi
Type of Joint:	Heat Fusion	Welded
Maximum Operating Pressure in Pipeline:	N/A	N/A

Hydrostatic pressure at which carrier pipe will be tested before using: 150 psi

Will carrier pipe have protective coating? ☐ Yes ☒ No If so, please provide type: _____

Will carrier pipe be cathodically protected? ☐ Yes ☒ No

Cathodic protection must meet standards set by the current Report of Correlating Committee of Cathodic Protection.

9. Casing Information:

Length of casing pipe ~~120 LF~~ 340' (if casing pipe is vented, casing shall extend to right-of-way lines; if **not vented, casing shall be a minimum 25' each side as measured at right angles to centerline of track).**

Will casing pipe have protective coating? ☐ Yes ☒ No

If so, please provide type: _____

Will casing pipe be cathodically protected? ☐ Yes ☒ No

Cathodic protection must meet standards set by the current Report of Correlating Committee of Cathodic Protection.

See Section B – Casing and Section E – Signage on the Specific Requirements sheet for additional requirements.

10. Method of Installing Pipe/Wire: Dry Bore and Jack & OPEN CUT

*Dry Bore and Jack, Conventional Dry Bore or Directional Drill up to 10". Wet boring or open cut trenching across tracks **WILL NOT** be permitted.*

See **Section C – Boring** and **Section F – Shoring** on the Specific Requirements sheet for additional requirements.

11. Venting:

Will casing pipe be vented? ☐ Yes ☒ No Diameter: _____ (minimum 2")

Number of Vents: _____ Vent Height above ground surface: _____ (minimum 4')

Pipes carrying flammable contents must be vented. Vents are to be located at ends of casing off of KCS property and to be shown on drawing.

12. Additional Fees:

All excavations and installations on KCS's right-of-way will require construction observation, documentation and flagging by KCS or its authorized representative. Applicant or its contractor must contact Bartlett & West; KCS's authorized representative, a minimum of 10 days in advance of the scheduled construction date. Applicant will contract directly with Bartlett & West for the above services. The contact at Bartlett & West is Tom Faulkner at (817) 840-1562 or 785-215-2011, or by email at thomas.faulkner@bartwest.com. All costs associated with construction observation and flagging are the sole responsibility of the applicant. The daily services fees are $2,500 per day, which include flagging and construction observation services. In addition to the daily fee, a fee of $2,000 per mobilization fee will be charged for each job. Prices are subject to change and can double for 24-hour construction projects. No agreement for crossing or encroachment will be executed by KCS until applicant has contracted with Bartlett & West for the construction observation and flagging.

Each encroachment will also be subject to an annual or one-time fee, dependent on the type of installation and length of encroachment. If you will need to know these amounts before application, contact Sylvia Schmidt at sylvia.schmidt@am.jll.com or 817-230-2688.

Extreme caution is to be used in excavation due to the possible existence of other underground facilities along KCS's right-of-way. Any damage to existing facilities will be the sole responsibility of the applicant. In compliance with State law, prior to commencing work, the contractor shall notify appropriate State "One Call" service.

13. Existing Agreement? ☐ Yes ☒ No

*If replacing or repairing an existing line, a copy of the current permit agreement with KCS **must** be provided and accompany this application.*

14. Was this service requested by KCS? ☐ Yes ☒ No

If yes, who requested? _____ Phone #: _____

Is this Installation in conjunction with a track or track expansion project? ☐ Yes ☒ No

If yes, KCS contact name and phone number: _____ Phone#: _____

By signing below, **applicant agrees to pay all fees associated with the installation of this utility.**

Johnny L. DuPree, Mayor		2-21-17
Name of Applicant	Signature of Applicant	Date

If application is not signed and dated by applicant, application will be returned.

RAILROAD PERMIT

Sheet No.: 1 of 5

Permit No.: _____

REVISIONS			
APPLICANT		MDOT	
DATE	BY	DATE	BY
05/08/17	BT		
05/17/17	BT		

Show North

GENERAL NOTES:

1. RAILROAD REPRESENTATIVE AND FLAGMAN SHALL BE PRESENT DURING ALL CONSTRUCTION CROSSING THE RAILROAD.
2. EXCAVATION SHALL NOT BE PERMITTED INSIDE RAILROAD RIGHT-OF-WAY.
3. CONTRACTOR SHALL FOLLOW ALL REQUIREMENTS OF THE RAILROADS PIPELINE OCCUPANCY SPECIFICATIONS.
4. PIPELINE AND CROSSING SHALL BE INSTALLED AND MAINTAINED IN ACCORDANCE WITH THE LATEST APPROVED EDITION OF THE AMERICAN RAILWAY ENGINEERING AND MAINTENANCE OF WAY ASSOCIATION SPECIFICATIONS FOR PIPELINES CONVEYING FLAMMABLE AND NON-FLAMMABLE SUBSTANCES.
5. BLASTING NOT PERMITTED.
6. WHERE THE WATER MAIN IS WITHIN 10 FEET OF A SEWER MAIN HORIZONTALLY, THE BOTTOM OF THE WATER MAIN SHALL BE AT LEAST 18" FROM THE TOP OF THE SEWER MAIN, UNLESS OTHERWISE NOTED.
7. WORK FOR THIS PROJECT REQUIRES EXCAVATION IN THE IMMEDIATE VICINITY OF TRAFFIC AND ADJACENT PROPERTIES. THEREFORE, THE RISK OF A FAILURE OCCURRING DURING THE EXCAVATION REQUIRES THAT EXTREME CAUTION BE EXERCISED. THE CONTRACTOR SHALL BE RESPONSIBLE FOR PLACING WHAT BRACING, SHORING OR GROUND SUPPORT SYSTEM THAT IS DEEMED NECESSARY TO PREVENT A FAILURE AND PROTECT THE PERSONS WORKING NEAR THE EXCAVATION, THE PUBLIC THAT MAY BE ABOVE THE EXCAVATION, OR ANY STRUCTURE ADJACENT TO THE EXCAVATION. ALL COSTS FOR ANY PROTECTIVE MEASURES INCLUDING THE MATERIALS AND LABOR FOR DESIGNING, DRAWING AND CONSTRUCTING THE FACILITY SHALL BE INCLUDED IN THE BID PRICE FOR CONTRACT ITEMS.

KANSAS CITY SOUTHERN RAILROAD
GENERAL NOTES

RAILROAD PERMIT

Sheet No.: 2 of 5

Permit No.: _____

REVISIONS			
APPLICANT		MDOT	
DATE	BY	DATE	BY
05/08/17	BT		
05/17/17	BT		

Show North

LINETYPE & SYMBOLS LEGEND:

- CENTER LINE
- RAILROAD
- APPARENT KANSAS CITY SOUTHERN RAILROAD ROW
- FENCE (EXIST)
- FIBER OPTIC INDICATOR POST (EXIST)
- FIBER OPTIC PULL BOX (EXIST)
- FIRE HYDRANT (EXIST)
- GAS INDICATOR POST (EXIST)
- GAS LINE (EXIST)
- GAS METER (EXIST)
- GAS VALVE (EXIST)
- GATE POST (EXIST)
- LIGHT ON POLE (EXIST)
- OVERHEAD UTILITY LINES (EXIST)
- OVERHEAD UTILITY LINES (EXIST)
- POLE GUY WIRE (EXIST)
- PROPERTY LINE (EXIST)
- SAN SWR FORCE MAIN (EXIST)
- SAN SWR LINE (EXIST)
- SAN SWR PUMP STATION (EXIST)
- SIGN (EXIST)
- SIGNAL (EXIST)
- TREE LINE (EXIST)
- DITCH (EXIST)
- UNDERGROUND FIBER OPTIC LINE (EXIST)
- UTILITY POLE (EXIST)
- WATER LINE (EXIST)
- WATER METER (EXIST)
- WATER VALVE (EXIST)
- WATER VALVE (REQ'D)
- REDUCING FITTING (REQ'D)
- FIRE HYDRANT (REQ'D)
- WATER LINE (REQ'D)

ABBREVIATIONS LEGEND:

APPURT	– APPURTENANCES
BLDG	– BUILDING
BTM	– BOTTOM
℄	– CENTERLINE
CONC	– CONCRETE
CMP	– CORRUGATED METAL PIPE
CPP	– CORRUGATED PLASTIC PIPE
DI	– DUCTILE IRON PIPE
DR	– DIAMETER RATIO
EOP	– EDGE OF PAVEMENT
EXIST	– EXISTING
HDPE	– HIGH DENSITY POLYETHYLENE
KCS	– KANSAS CITY SOUTHERN
LF	– LINEAR FEET
ℙ	– PROPERTY LINE
RCP	– REINFORCED CONCRETE PIPE
REQ'D	– REQUIRED
ROW	– RIGHT OF WAY
RR	– RAILROAD
SAN	– SANITARY
SEW	– SEWER
W/	– WITH
WT	– WALL THICKNESS
XING	– CROSSING

KANSAS CITY SOUTHERN RAILROAD
ABBREVIATIONS & LEGEND

RAILROAD PERMIT

Sheet No.: 3 of 5

Permit No.:

REVISIONS			
APPLICANT		MDOT	
DATE	BY	DATE	BY
05/08/17	BT		
05/17/17	BT		

Show North

SCALE: 1" = 50'

NOTE:
1. **BORE PIT TRENCH SHALL NOT BE EXCAVATED MORE THAN FIVE (5) FEET FROM END OF ENCASEMENT TOWARD RAILROAD.

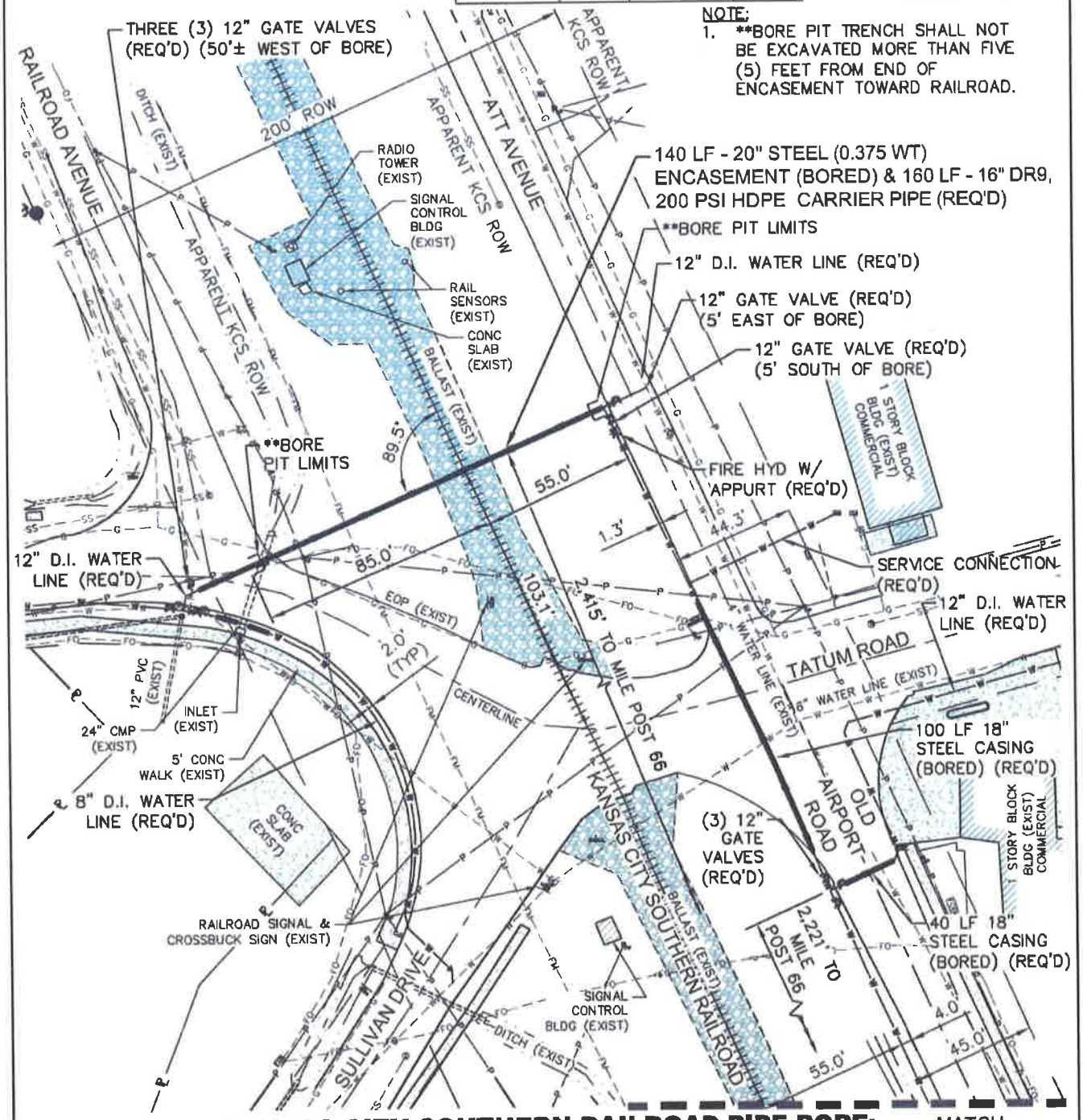

KANSAS CITY SOUTHERN RAILROAD PIPE BORE: 2,415' NORTH OF MP #66

MATCH LINE C-C

RAILROAD PERMIT

Sheet No.: 4 of 5

Permit No.:

REVISIONS			
APPLICANT		MDOT	
DATE	BY	DATE	BY
05/08/17	BT		
05/17/17	BT		

Show North

SCALE: 1" = 50'

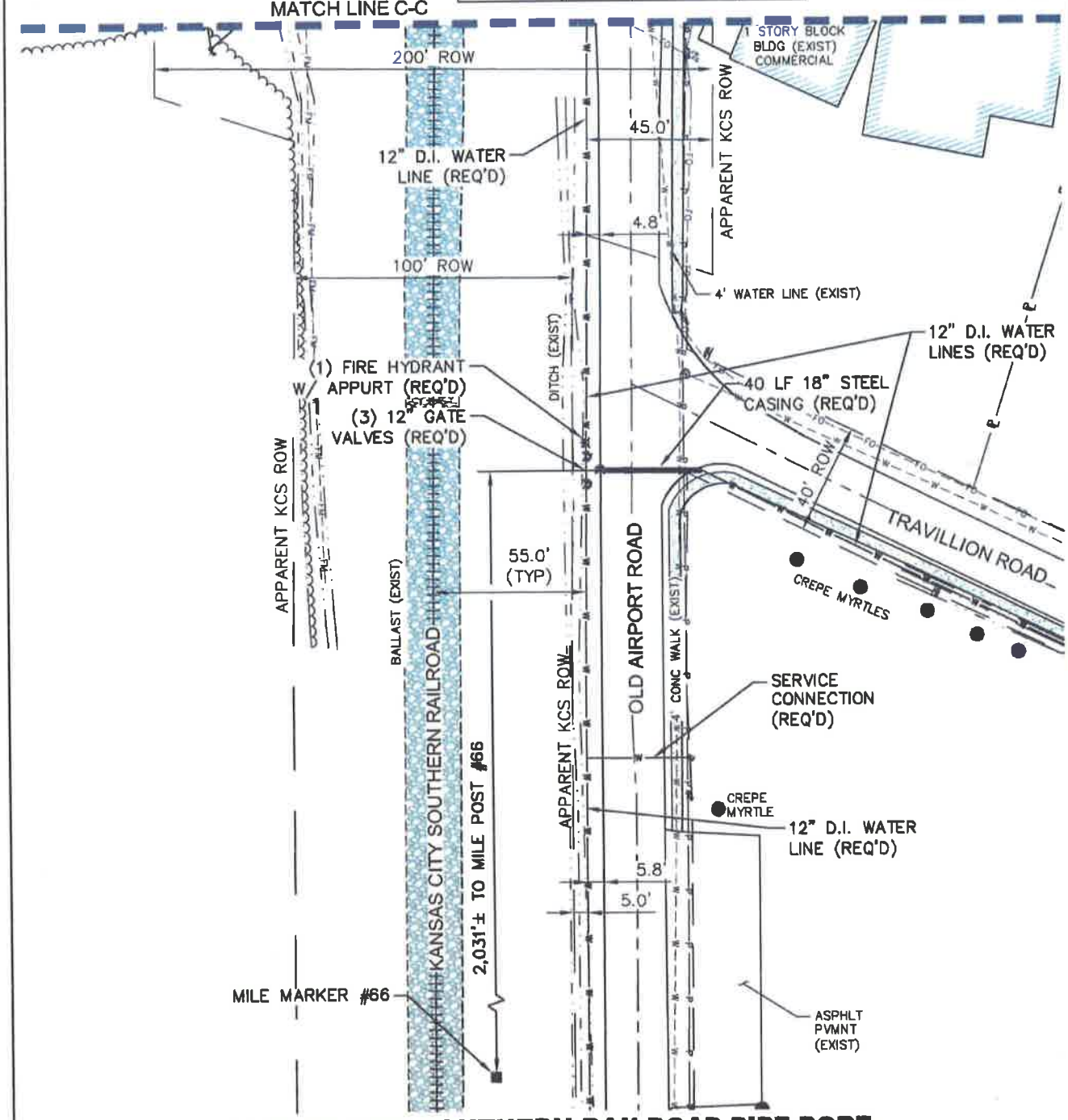

KANSAS CITY SOUTHERN RAILROAD PIPE BORE:
2,415' NORTH OF MP #66

RAILROAD PERMIT

Sheet No.: 5 of 5

Permit No.: _____

REVISIONS			
APPLICANT		MDOT	
DATE	BY	DATE	BY
05/08/17	RES		
05/17/17	RES		

Show North

SCALE:
HORIZ.: 1" = 20'
VERT.: 1" = 5'

NOTES:
1. *AS MEASURED ALONG SECTION
2. **BORE PIT TRENCH SHALL NOT BE EXCAVATED MORE THAN FIVE (5) FEET FROM END OF ENCASEMENT TOWARD RAILROAD.

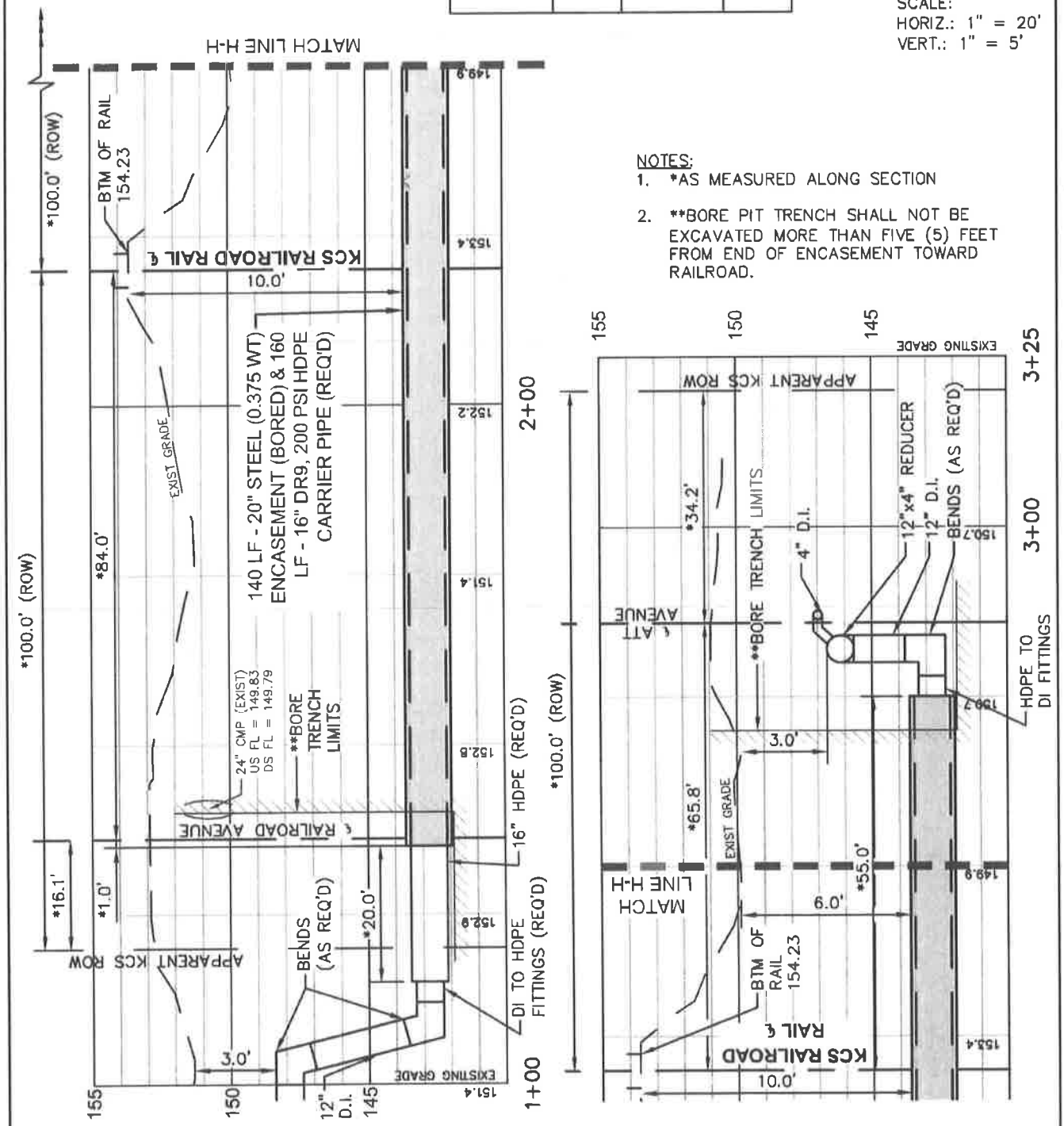

KANSAS CITY SOUTHERN RAILROAD PIPE BORE: 2,415' NORTH OF MP #66

C:\PROJECTS\Hattiesburg_City of\1273-W007 - COMSWIP Water Improvements Phase II-Palmers Crossing and Irone Chapel\1273W007\CAD Files\1273W007_cvrmapnotes.dwg, 2, 1/26/2017 2:22:20 PM

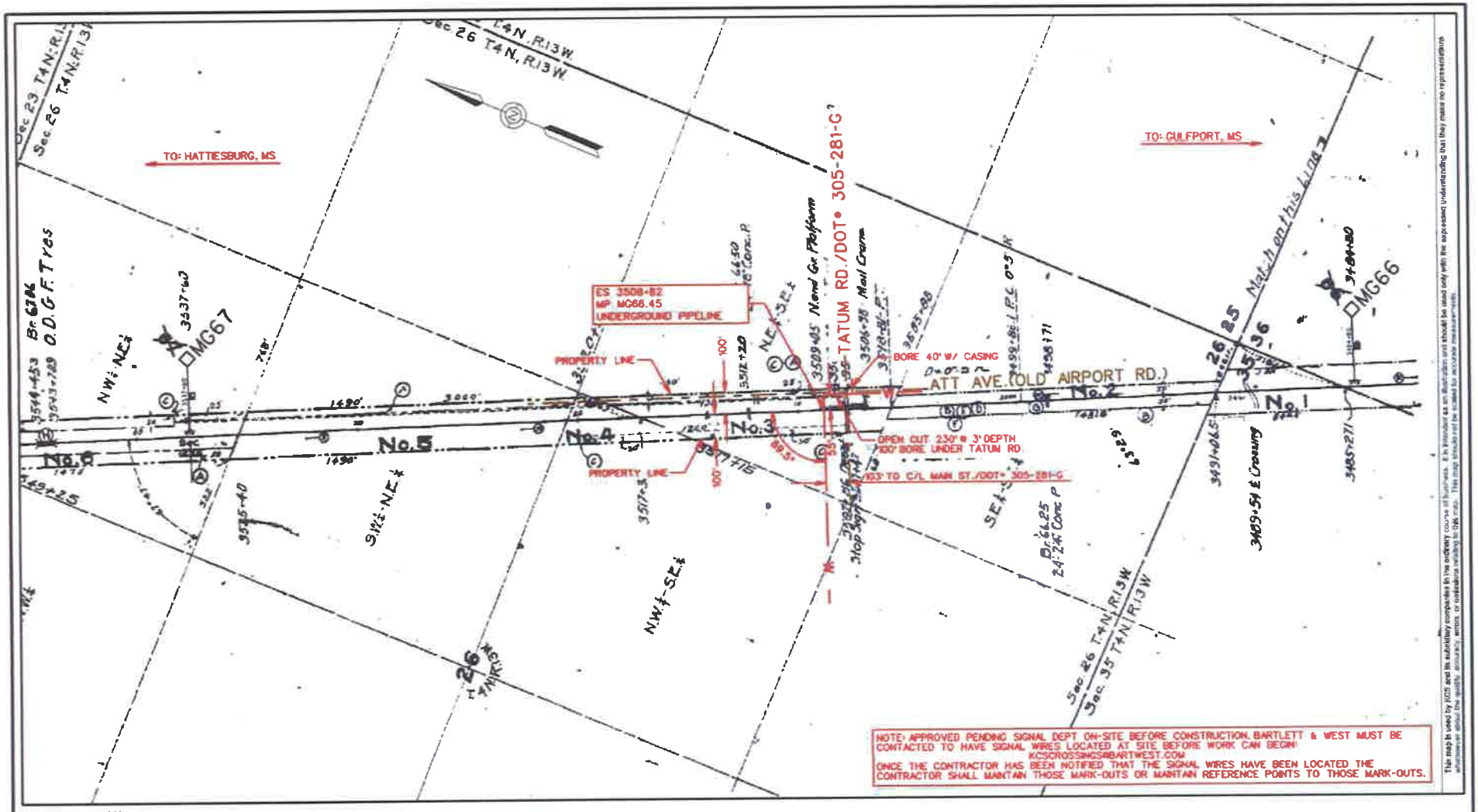

SPECIFICATIONS:

	CARRIER	CASING	INSTALLATION DETAILS
CONTENTS:	WATER	N/A	METHOD OF INSTALLATION: DRY BORE & JACK/OPEN CUT
LENGTH OF PIPE ON R/W:	540'	280'	BURY: BASE OF RAIL: 10'
OUTSIDE DIAMETER:	15.00"	20.00"	BURY: (Not beneath tracks) 3'
PIPE MATERIAL:	HDPE	STEEL	BURY: (Roadway ditches) 3'
MAX YIELD:	200 PSI	35 KSI	CATHODIC PROTECTION: NONE
WALL THICKNESS:	1.772"	0.375"	CASING VENTED: NO - VENTS ABOVE SURFACE: N/A
WORKING PRESSURE:	65 PSI	N/A	NUMBER OF VENTS: N/A
TYPE OF JOINT:	HEAT FUSION	WELDED	SEALS: BOTH ENDS: YES TYPE: UNKNOWN
COATING:	NONE	NONE	PARALLEL DISTANCE FROM CL OF TRACK: N/A

KANSAS CITY SOUTHERN RAILWAY COMPANY

Date:	06-22-2017	APPROVED BY:	
Drawn By:	JFB		
Checked By:	TRF		
Company:	BARTLETT & WEST		
Sheet No:	1 of 1	Map #: 29025	
Scale:	1" = 400'	KCS FILE NO:	17-3250

EXHIBIT "A"
PROPOSED UNDERGROUND WATER PIPELINE CROSSING FOR CITY OF HATTIESBURG AT MP MG66.45 GULFPORT SUBD. HATTIESBURG, MS (31.277967, -89.266009)

This map is used by KCS and its subsidiary companies in the ordinary course of business. It is intended as an illustration and should be used only with the expressed understanding that they make no representations whatsoever about the quality, accuracy, errors, or omissions relating to this map. This map should not be scaled for accurate measurements.

Date: 5/24/2017
File: 17-3250

CONTRACT SUMMARY and APPROVAL SHEET

Parties: KCS and City of Hattiesburg

Description: 16" HDPE Underground Water Line

Location: MP 066.53; Hattiesburg, MS

Term: Indefinitely, unless line interferes with Railway operations

Location Identification:

Subdivision: **Gulfport**
Drawing No. **SD-17-2-066.53**
Near DOT # **305-281 G**
Type of Line: **Water Line**
Run of Line: **Underground & Parallel**
Width of KCSR R/W: **200'**
Distance to Crossing: **103' North from the centerline of Tatum Road at MP 066.52 and parallel for approximately 160' on the eastern side of the rail at 55' from the tracks; Hattiesburg, MS**

Casing Diameter: **20"**
Casing Material: **Steel**
Length of Casing Pipe: **200'**
Method of Installation: **Dry Bore & Jack**
Depth: **10'**

JaKay Summary:
KCS RAILWAY MAINTAINS FLASHERS AT TATUM ROAD AT MP 066.52, DOT #305-281 G. KCSR HAS UG WIRES IN THIS AREA, HOWEVER WE THINK THE WATER LINE WILL NOT INTERFERE WITH ANY KCSR OPERATIONS BECAUSE OF THE FOLLOWING:

A) THE UG LINE WILL BE 103' FROM THE CENTERLINE OF THE ROAD CROSSING.
B) THE UG LINE WILL BE 10' BELOW RAIL AND 6' BELOW GROUND FOR THE ENTIRE ROW.
C) THE UG LINE WILL BE INSTALLED USING DRY BORE & JACK UNDER THE TRACK AND WITH OPEN CUT FOR THE PARALLEL PORTION AT 3' DEEP.
D) THE PARALLEL PORTION WILL BE 55' FROM THE TRACKS FOR THE ENTIRE 160' PARALLEL RUN ON THE KCS ROW.

Recommendation:

☒ ***APPROVED PENDING SIGNAL DEPT ON-SITE BEFORE CONSTRUCTION, BARTLETT & WEST MUST BE CONTACTED TO HAVE SIGNAL WIRES LOCATED AT SITE BEFORE WORK CAN BEGIN:***

kcscrossings@bartwest.com

ONCE THE CONTRACTOR HAS BEEN NOTIFIED THAT THE SIGNAL WIRES HAVE BEEN LOCATED, THE CONTRACTOR SHALL MAINTAIN THOSE MARK-OUTS OR MAINTAIN REFERENCE POINTS TO THOSE MARK-OUTS.

☐ **APPROVED (On-Site not required)**

☐ **DENIED**

Dates Reviewed and Approved:

7/7/2017	6/14/2017	
Heather Van Hoecke JaKay Signaling Inc.	Carmen Wallace Kansas City Southern Railway	JaKay Signaling Inc. 816-350-3001 ext. 100

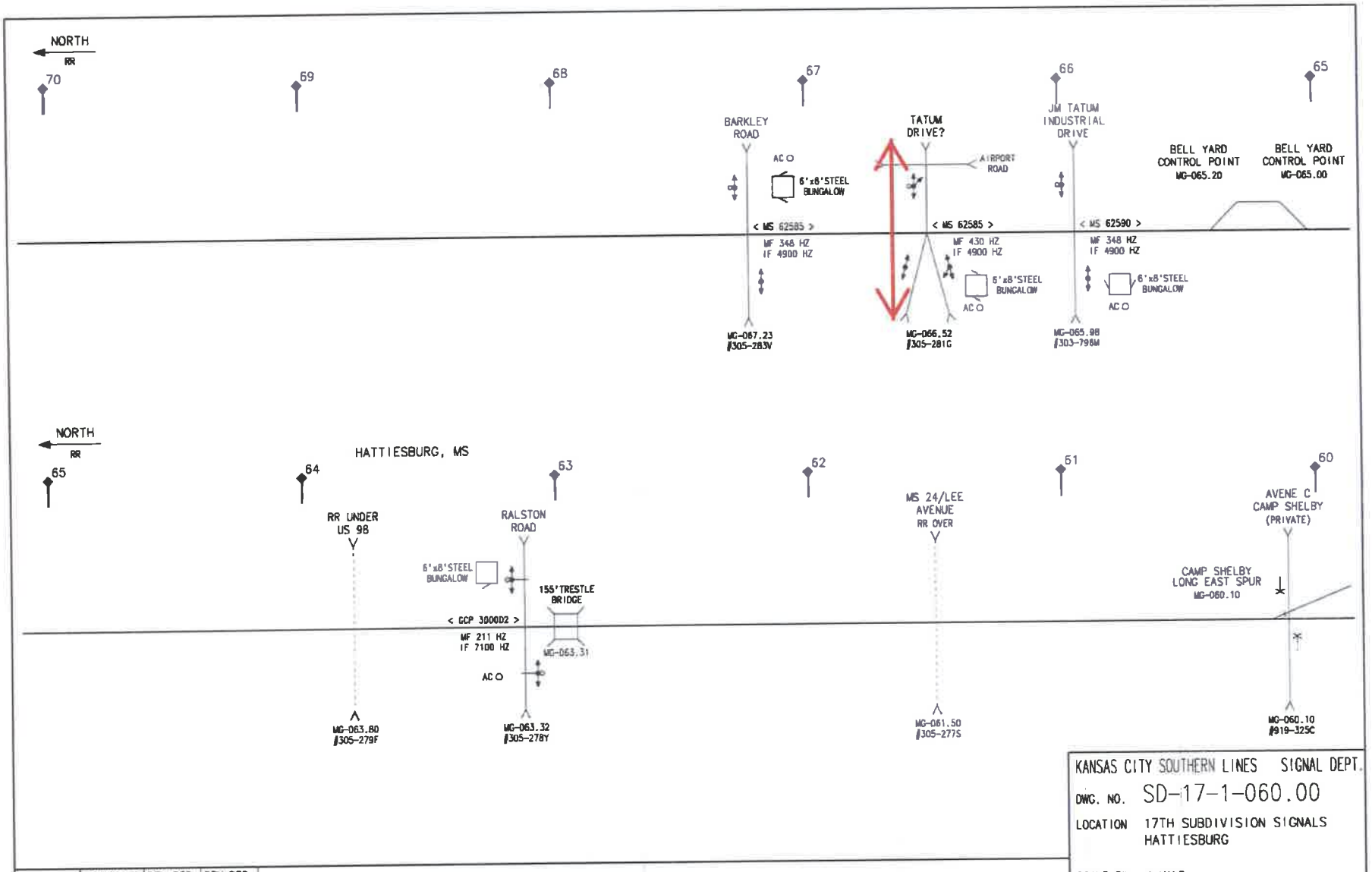

KANSAS CITY SOUTHERN LINES SIGNAL DEPT.

DWG. NO. SD-17-1-060.00

LOCATION 17TH SUBDIVISION SIGNALS
HATTIESBURG

SCALE 3" = 1 MILE
MILE POST MG-060 TO MG-070

REVISION BLOCK	CONVERTED TO CAD 01/21/13	REV PER F PRINTS 11/07/14	REV PER F PRINTS 12/05/14

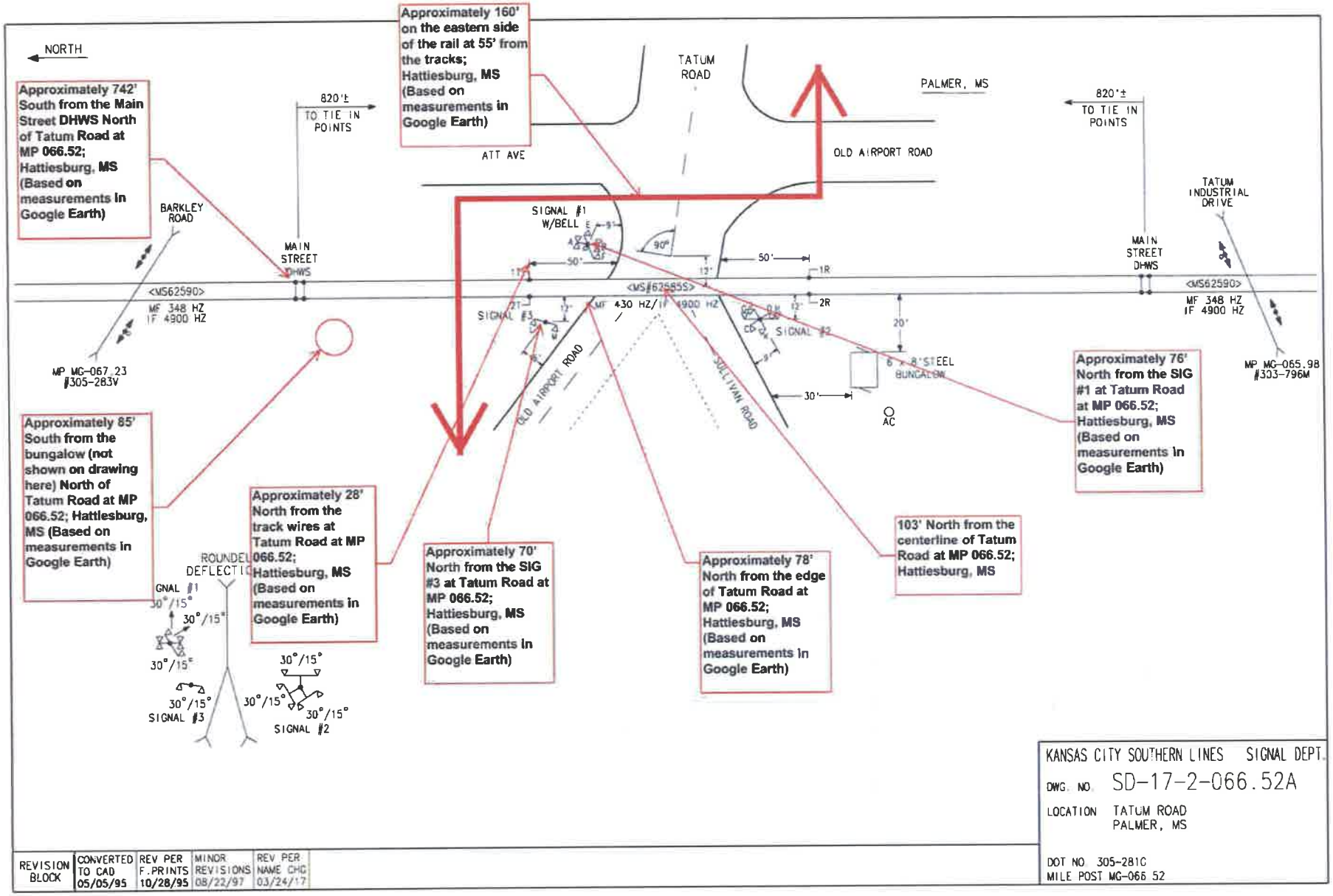
NORTH
Approximately 742' South from the Main Street DHWS North of Tatum Road at MP 066.52; Hattiesburg, MS (Based on measurements in Google Earth)
820'±
TO TIE IN POINTS
Approximately 160' on the eastern side of the rail at 55' from the tracks; Hattiesburg, MS (Based on measurements in Google Earth)
TATUM ROAD
PALMER, MS
820'±
TO TIE IN POINTS
ATT AVE
OLD AIRPORT ROAD
TATUM INDUSTRIAL DRIVE
BARKLEY ROAD
MAIN STREET DHWS
SIGNAL #1 W/BELL
90°
50'
12'
1R
MAIN STREET DHWS
<MS62590>
<MS62585S>
<MS62590>
MF 348 HZ IF 4900 HZ
MF 348 HZ IF 4900 HZ
SIGNAL #3
MF 430 HZ/IF 4900 HZ
2R
SIGNAL #2
20'
6' x 8' STEEL BUNGALOW
30'
AC
OLD AIRPORT ROAD
SULLIVAN ROAD
MP MG-067.23 #305-283V
MP MG-065.98 #303-796M
Approximately 76' North from the SIG #1 at Tatum Road at MP 066.52; Hattiesburg, MS (Based on measurements in Google Earth)
Approximately 85' South from the bungalow (not shown on drawing here) North of Tatum Road at MP 066.52; Hattiesburg, MS (Based on measurements in Google Earth)
Approximately 28' North from the track wires at Tatum Road at MP 066.52; Hattiesburg, MS (Based on measurements in Google Earth)
Approximately 70' North from the SIG #3 at Tatum Road at MP 066.52; Hattiesburg, MS (Based on measurements in Google Earth)
Approximately 78' North from the edge of Tatum Road at MP 066.52; Hattiesburg, MS (Based on measurements in Google Earth)
103' North from the centerline of Tatum Road at MP 066.52; Hattiesburg, MS
ROUNDEL DEFLECTIO
GNAL #1
30°/15°
30°/15°
30°/15°
30°/15°
SIGNAL #3
30°/15°
30°/15°
30°/15°
SIGNAL #2
KANSAS CITY SOUTHERN LINES SIGNAL DEPT.
DWG. NO. SD-17-2-066.52A
LOCATION TATUM ROAD PALMER, MS
DOT NO. 305-281C
MILE POST MG-066.52
REVISION BLOCK
CONVERTED TO CAD 05/05/95
REV PER F.PRINTS 10/28/95
MINOR REVISIONS 08/22/97
REV PER NAME CHG 03/24/17

Barkley Rd
Langston Rd
Johnston St
Savannah St
Old Hwy 49
1st St
Cactus St
Palmers Crossing
Davidson Pl
McInnis Spring Rd
N Chancellor Rd
Croon St
Att Ave
Hood Rd
Taylor Ave
Conner Ln
Cox St
Annie Ln
Perry St
Tatum Rd
Old Airport Rd
Deas Ave
Malcolm St
Douglas St
Dawson St
Monroe St
S Chancellor Rd
Jackson Woods Ct
Ezakiel St
Stepts Ave
Barnes Ave
Registar St
Satchel Rd
J M Tatum Industrial Dr
© 2017 Google
Google earth
Tour Guide
1996
Imagery Date: 11/27/2013 31°16'38.29" N 89°15'54.97" W elev 151 ft eye alt 9184 ft


Approximately 85' South from the bungalow North of Tatum Road at MP 066.52; Hattiesburg, MS (Based on measurements in Google Earth)
Approximately 70' North from the SIG #3 at Tatum Road at MP 066.52; Hattiesburg, MS (Based on measurements in Google Earth)
Approximately 78' North from the edge of Tatum Road at MP 066.52; Hattiesburg, MS (Based on measurements in Google Earth)
103' North from the centerline of Tatum Road at MP 066.52; Hattiesburg, MS
Parallel for approximately 160' on the eastern side of the rail at 55' from the tracks; Hattiesburg, MS (Based on measurements in Google Earth)
Approximately 76' North from the SIG #1 at Tatum Road at MP 066.52; Hattiesburg, MS (Based on measurements in Google Earth)
Railroad Ave
Taylor Ave
Tatum Rd
Old Airport Rd
©2017 Google
Google earth
Tour Guide
1996
Imagery Date: 11/27/2013 31°16'40.64" N 89°15'57.48" W elev 153 ft eye alt 785 ft

Old Airport Rd
Exit Street View
STOP
© 2017 Google
© 2017 Google
Google earth
Report a problem
Tour Guide
Imagery Date: 3/2014 31°16'39.01" N 89°15'56.08" W elev 152 ft eye alt 160 ft

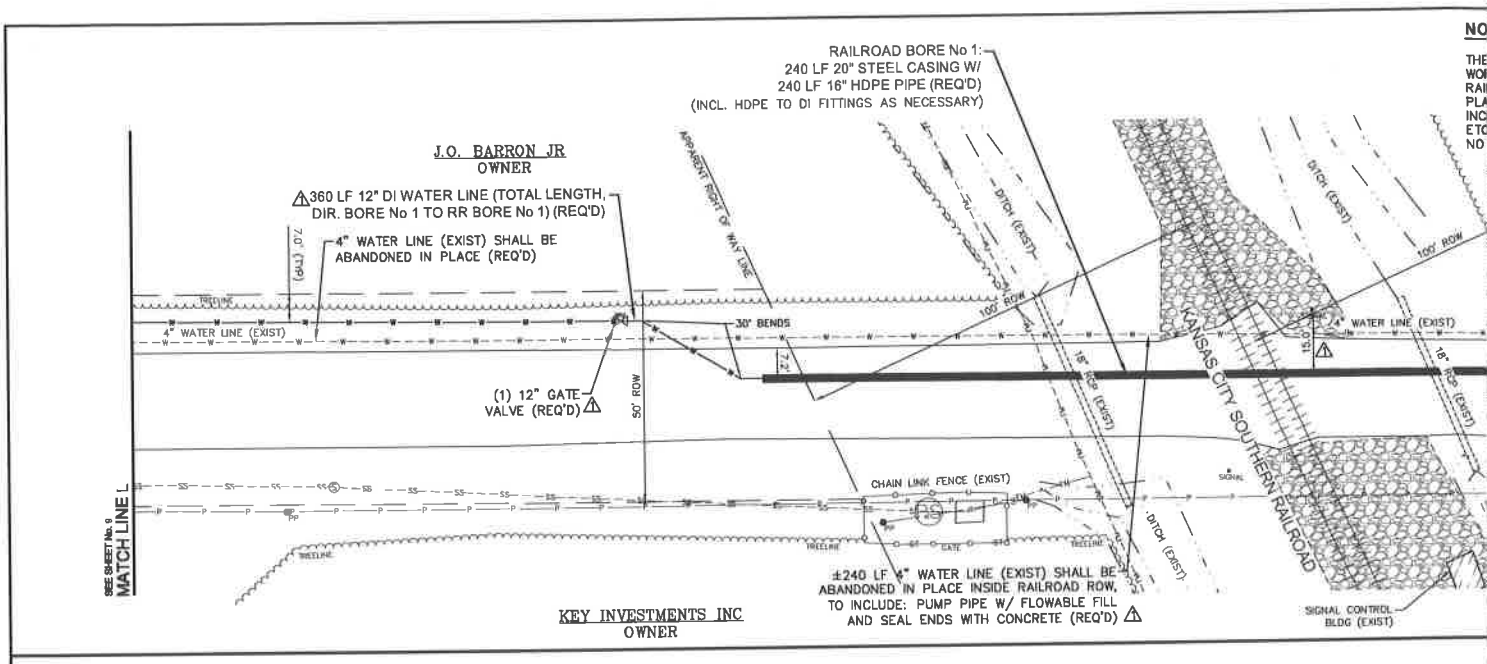
RAILROAD BORE No 1:
240 LF 20" STEEL CASING W/
240 LF 16" HDPE PIPE (REQ'D)
(INCL. HDPE TO DI FITTINGS AS NECESSARY)
J.O. BARRON JR
OWNER
360 LF 12" DI WATER LINE (TOTAL LENGTH, DIR. BORE No 1 TO RR BORE No 1) (REQ'D)
4" WATER LINE (EXIST) SHALL BE ABANDONED IN PLACE (REQ'D)
7.0' (TYP)
TREELINE
4" WATER LINE (EXIST)
30° BENDS
APPARENT RIGHT OF WAY LINE
DITCH (EXIST)
100' ROW
KANSAS CITY SOUTHERN RAILROAD
4" WATER LINE (EXIST)
18" RCP (EXIST)
(1) 12" GATE VALVE (REQ'D)
50' ROW
CHAIN LINK FENCE (EXIST)
SIGNAL
GATE
±240 LF 4" WATER LINE (EXIST) SHALL BE ABANDONED IN PLACE INSIDE RAILROAD ROW, TO INCLUDE: PUMP PIPE W/ FLOWABLE FILL AND SEAL ENDS WITH CONCRETE (REQ'D)
SIGNAL CONTROL BLDG (EXIST)
KEY INVESTMENTS INC
OWNER
SEE SHEET No. 9
MATCH LINE L

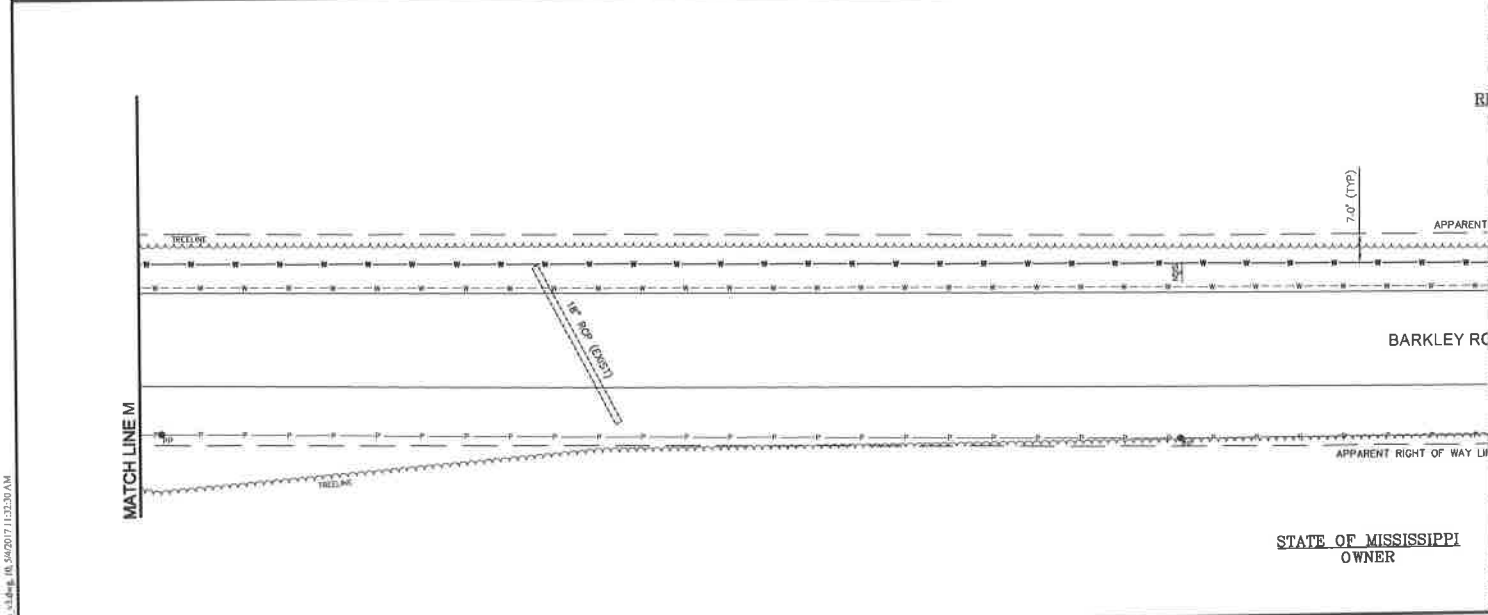
7.0' (TYP)
TREELINE
18" RCP (EXIST)
BARKLEY RO
APPARENT RIGHT OF WAY LI
STATE OF MISSISSIPPI
OWNER
MATCH LINE M

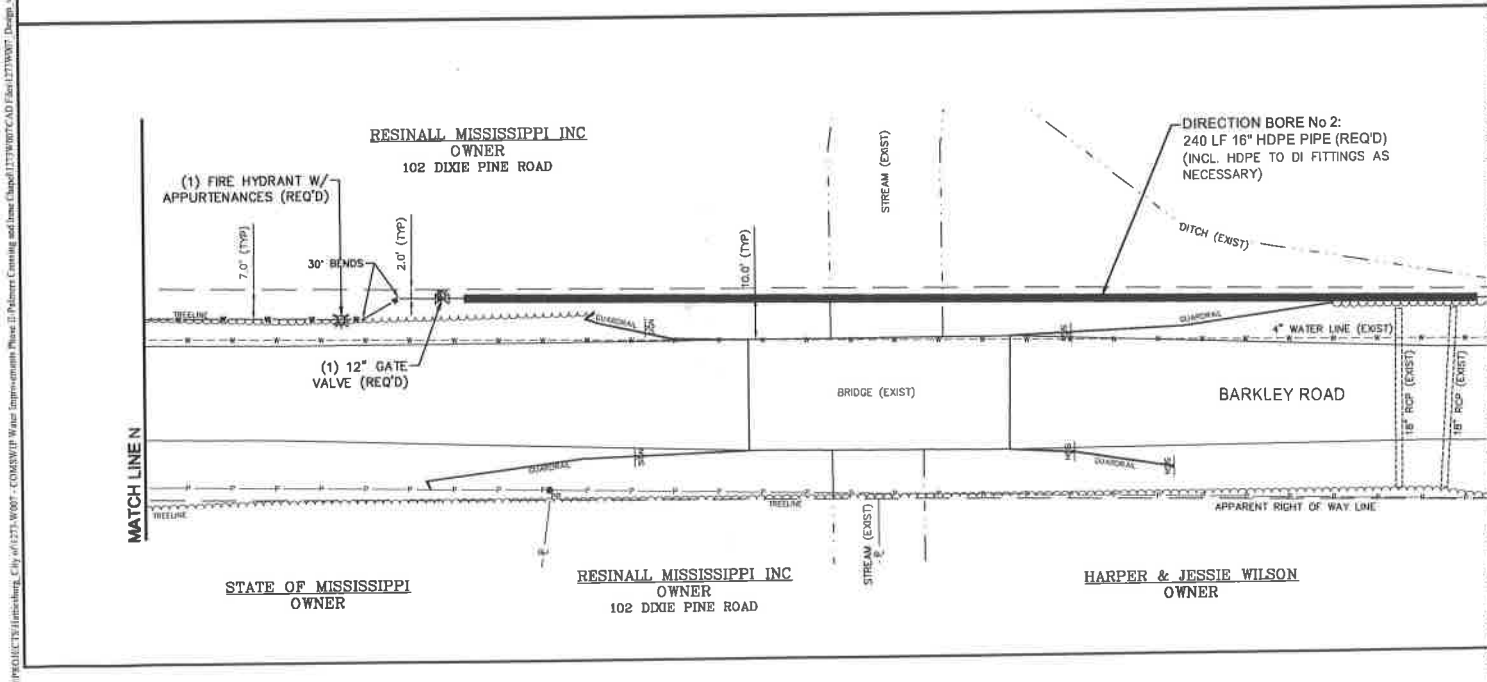
RESINALL MISSISSIPPI INC
OWNER
102 DIXIE PINE ROAD
(1) FIRE HYDRANT W/ APPURTENANCES (REQ'D)
7.0' (TYP)
30° BENDS
2.0' (TYP)
10.0' (TYP)
STREAM (EXIST)
DIRECTION BORE No 2:
240 LF 16" HDPE PIPE (REQ'D)
(INCL. HDPE TO DI FITTINGS AS NECESSARY)
DITCH (EXIST)
TREELINE
GUARDRAIL
4" WATER LINE (EXIST)
(1) 12" GATE VALVE (REQ'D)
BRIDGE (EXIST)
BARKLEY ROAD
18" RCP (EXIST)
APPARENT RIGHT OF WAY LINE
STREAM (EXIST)
STATE OF MISSISSIPPI
OWNER
RESINALL MISSISSIPPI INC
OWNER
102 DIXIE PINE ROAD
HARPER & JESSIE WILSON
OWNER
MATCH LINE N

ADDENDUM No. 5
to the
CONTRACT DOCUMENTS and SPECIFICATIONS
for the
COMSWIP WATER IMPROVEMENTS - PHASE II PALMERS CROSSING AND IRENE CHAPEL AREAS
CITY of HATTIESBURG

The following attached modifications are to be made to the specifications and contract documents for the above captioned project:

CHANGE No. 1 - The bid date of the project is changed to July 20, 2017. Bid time, location, etc. shall remain unchanged.

SHOWS, DEARMAN & WAITS, INC.

by: Kyle Wallace, P.E.
6/30/17

CITY OF HATTIESBURG

by: Kermas Eaton, City Clerk

Dated this 30th day of June, 2017.

The receipt of this Addendum shall be indicated by signature on the line below.
A signed copy of the Addendum shall accompany the Bid Proposal.

Contractor: L. B. Developers, Inc.

Signature:

Title: P.M.

ADDENDUM No. 4
to the
CONTRACT DOCUMENTS and SPECIFICATIONS
for the
COMSWIP WATER IMPROVEMENTS - PHASE II PALMERS CROSSING AND IRENE CHAPEL AREAS
CITY of HATTIESBURG

The following attached modifications are to be made to the specifications and contract documents for the above captioned project:

CHANGE No. 1 - The bid date of the project is changed to July 6, 2017. Bid time, location, etc. shall remain unchanged.

SHOWS, DEARMAN & WAITS, INC.

by: _____
Kyle Wallace, P.E.

REGISTERED PROFESSIONAL ENGINEER 12603 STATE OF MISSISSIPPI

Dated this 19th day of June, 2017

CITY OF HATTIESBURG

by: _____
Kermas Eaton, City Clerk

The receipt of this Addendum shall be indicated by signature on the line below.
A signed copy of the Addendum shall accompany the Bid Proposal.

Contractor: C.B. Developers, Inc.

Signature: _____

Title: P.M.

ADDENDUM No. 3
to the
CONTRACT DOCUMENTS and SPECIFICATIONS
for the
COMSWIP WATER IMPROVEMENTS - PHASE II PALMERS CROSSING AND IRENE CHAPEL AREAS
CITY of HATTIESBURG

The following attached modifications are to be made to the specifications and contract documents for the above captioned project:

CHANGE No. 1 - The bid date of the project is changed to June 22, 2017. Bid time, location, etc. shall remain unchanged.

SHOWS, DEARMAN & WAITS, INC.

by: _____
Kyle Wallace, P.E.

KYLE D. WALLACE
REGISTERED PROFESSIONAL ENGINEER
12693
STATE OF MISSISSIPPI

Dated this 5th day of June, 2017.

CITY OF HATTIESBURG

by: _____
Kermas Eaton, City Clerk

The receipt of this Addendum shall be indicated by signature on the line below.
A signed copy of the Addendum shall accompany the Bid Proposal.

Contractor: L. B. Developers, Inc.

Signature: _____

Title: P.M.

ADDENDUM No. 2
to the
CONTRACT DOCUMENTS and SPECIFICATIONS
for the
COMSWIP WATER IMPROVEMENTS - PHASE II PALMERS CROSSING AND IRENE CHAPEL AREAS
CITY of HATTIESBURG

The following attached modifications are to be made to the specifications and contract documents for the above captioned project:

CHANGE No. 1 - The bid date of the project is changed to June 8, 2017. Bid time, location, etc. shall remain unchanged.

SHOWS, DEARMAN & WAITS, INC.

by: Kyle Wallace, P.E.

KYLE D. WALLACE REGISTERED PROFESSIONAL ENGINEER 12693 5/22/17 STATE OF MISSISSIPPI

CITY OF HATTIESBURG

by: Kermas Eaton, City Clerk

Dated this 22th day of May, 2017.

The receipt of this Addendum shall be indicated by signature on the line below.
A signed copy of the Addendum shall accompany the Bid Proposal.

Contractor: L. B. Developers, Inc.

Signature:

Title: P.M.

ADDENDUM No. 1
to the
CONTRACT DOCUMENTS and SPECIFICATIONS
for the
COMSWIP WATER IMPROVEMENTS - PHASE II PALMERS CROSSING AND IRENE CHAPEL AREAS
CITY of HATTIESBURG

The following attached modifications are to be made to the specifications and contract documents for the above captioned project:

CHANGE No. 1 - The bid date of the project is changed to May 25, 2017. Bid time, location, etc. shall remain unchanged.

SHOWS, DEARMAN & WAITS, INC.

by: _____
Kyle Wallace, P.E.

Dated this 8th day of May, 2017.

CITY OF HATTIESBURG

by: _____
Kermas Eaton, City Clerk

The receipt of this Addendum shall be indicated by signature on the line below.
A signed copy of the Addendum shall accompany the Bid Proposal.

Contractor: L.B. Developers, Inc.

Signature: _____

Title: PM

SPECIFICATIONS AND CONTRACT DOCUMENTS

FOR

COMPREHENSIVE WATER IMPROVEMENTS PHASE II
PALMERS CROSSING AND IRENE CHAPEL

FOR THE

CITY OF HATTIESBURG
FORREST COUNTY
MISSISSIPPI

JANUARY 2017

Engineering Progress

PREPARED BY:

SHOWS, DEARMAN & WAITS, INC.
CONSULTING ENGINEERS
301 SECOND AVENUE
HATTIESBURG, MISSISSIPPI
(601) 544-1821

INDEX

ADVERTISEMENTS FOR BIDS..... 1

INFORMATION FOR BIDDERS..... 2-4

PROPOSAL FORM..... 5-9

BID BOND..... 10-11

CONTRACT AGREEMENT..... 12-14

PAYMENT & PERFORMANCE BOND..... 15-16

NOTICE OF AWARD..... 17

NOTICE TO PROCEED..... 18

GENERAL CONDITIONS..... 19-56

MEASUREMENT AND PAYMENT..... 57-60

TECHNICAL SPECIFICATIONS:

Water Systems..... 61-79
Restoration of Roads, Driveways, Fences, Lawns & Other Grassed Areas..... 80-84
Seeding and Sodding..... 85-89
Fire Hydrant..... 90-92

1/30/17

ADVERTISEMENT FOR BIDS

NOTICE is hereby given that the City Clerk of the City of Hattiesburg, Mississippi, will receive sealed bids until 10:00 a.m. on May 11, 2017 in the City Clerk's Office in the City Hall at 200 Forrest Street of said City for furnishing the City's requirements for the following:

COMPREHENSIVE WATER IMPROVEMENTS PHASE II
PALMERS CROSSING AND IRENE CHAPEL
HATTIESBURG, MISSISSIPPI

Plans, Specifications and proposal forms may be obtained from Shows, Dearman & Waits, Inc., 301 Second Avenue, Hattiesburg, Mississippi, 39401, upon deposit of $150.00, non-refundable. All bids must be accompanied by bid security equal to 5% of the amount of the bid, in the form of a certified check, cashier's check or a bid bond written by a company properly licensed in Mississippi.

Each BID must be received in a sealed envelope which is marked in the lower left-hand corner EXACTLY as follows:
BID:

COMPREHENSIVE WATER IMPROVEMENTS PHASE II
PALMERS CROSSING AND IRENE CHAPEL
HATTIESBURG, MISSISSIPPI

No bid may be withdrawn for a period of sixty (60) days. The lowest and best proposal received will be accepted, subject to the provisions of Section 31-7-13 of the Mississippi Code of 1972, Annotated and Amended, and other applicable State law; but the Council reserves the right to reject any or all proposals received and to waive informalities.

PUBLISHED by Order of the Council on the ____ day of_____A.D., 2017.

CITY OF HATTIESBURG, MISSISSIPPI

BY: _____
Kermas Eaton, City Clerk

Publish on March 31, 2017 and April 7, 2017
City of Hattiesburg
Return PROOF to City Clerk's Office
PO Box 1898
Hattiesburg, MS 39403-1898

INFORMATION FOR BIDDERS

BIDS will be received by the CITY OF HATTIESBURG, MISSISSIPPI herein called the "OWNER", at City Hall until 10:00 a.m. on May 11, 2017, and then at said office publicly opened and read aloud.

Each BID must be submitted in sealed envelope, addressed to City of Hattiesburg. Each sealed envelope containing a BID must be plainly marked on the outside as BID for **COMPREHENSIVE WATER IMPROVEMENTS PHASE II PALMERS CROSSING AND IRENE CHAPEL** and the envelope should bear on the outside the BIDDER'S name, address, and license number if applicable, and the name of the project for which the bid is submitted. If forwarded by mail, the sealed addressed to the Owner at P. O. Box 1898, Hattiesburg, MS 39403

All BIDS must be made on the required BID form. All blank spaces for BID prices must be filled in, in ink or typewritten, and the BID form must be completed and executed when submitted. Only one copy of the BID form is required.

The OWNER may waive any informalities or minor defects or reject any and all BIDS. Any BID may be withdrawn prior to the above scheduled time for the opening of BIDS or authorized postponement thereof. Any BID received after the time and date specified shall not be considered. No BIDDER may withdraw a BID within 60 days after the actual date of the opening thereof. Should there be reasons why the contract cannot be awarded within the specified period; the time may be extended by mutual agreement between the OWNER and the BIDDER.

BIDDERS must satisfy themselves of the accuracy of the estimated quantities in the BID Schedule by examination of the site and a review of the drawings and specifications including ADDENDA. After BIDS have been submitted, the BIDDER shall not assert that there was a misunderstanding concerning the quantities of WORK or of the nature of the WORK to be done.

The OWNER shall provide to BIDDERS prior to BIDDING, all information which is pertinent to, and delineates and describes, the land owned and rights-of-way acquired or to be acquired.

The CONTRACT DOCUMENTS contain the provisions required for the construction of the PROJECT. Information obtained from an officer, agent, or employee of the OWNER or any other person shall not affect the risks or obligations assumed by the CONTRACTOR or relieve him from fulfilling any of the conditions of the contract.

Each BID must be accompanied by a BID BOND payable to the OWNER for five percent (5%) of the total amount of the BID. As soon as the BID prices have been compared, the OWNER will return the BONDS of all except the three lowest responsive, responsible

BIDDERS. When the Agreement is executed the BONDS of the two remaining unsuccessful BIDDERS will be returned. The BID BOND of the successful BIDDER will be retained until the PAYMENT BOND and PERFORMANCE BOND have been executed and approved, after which it will be returned. A certified check may be used in lieu of a BID BOND.

A PERFORMANCE BOND and a PAYMENT BOND, each in the amount of 100 percent (100%) of the CONTRACT PRICE, with a corporate surety approved by the OWNER, will be required for the faithful performance of the contract.

Attorneys-in-fact who sign BID BONDS or PAYMENT BONDS and PERFORMANCE BONDS must file with each BOND a certified and effective dated copy of their Power of Attorney.

The party to whom the contract is awarded will be required to execute the Agreement and obtain the PERFORMANCE BOND and PAYMENT BOND within ten (10) calendar days from the date when NOTICE OF AWARD shall be accompanied by the necessary Agreement and BOND forms. In case of failure of the BIDDER to execute the Agreement, the OWNER may consider the BIDDER in default, in which case the BID BOND accompanying the proposal shall become the property of the OWNER.

The OWNER within ten (10) days of receipt of acceptable PERFORMANCE BOND, PAYMENT BOND and Agreement signed by the party to whom the Agreement was awarded, shall sign the Agreement and return to such party an executed duplicate of the Agreement. Should the OWNER not execute the Agreement within such period, the BIDDER may by WRITTEN NOTICE withdraw the signed Agreement. Such notice of withdrawal shall be effective upon receipt of the notice by the OWNER.

The NOTICE TO PROCEED shall be issued within ten (10) days of the execution of the Agreement by the OWNER. Should there be reasons why the NOTICE TO PROCEED cannot be issued within such period; the time may be extended by mutual agreement between the OWNER and CONTRACTOR. If the NOTICE TO PROCEED has not been issued within the ten (10) day period or within the period mutually agreed upon, the CONTRACTOR may terminate the Agreement without further liability on the part of either party.

The OWNER may make such investigations as deemed necessary to determine the ability of the BIDDER to perform the WORK, and the BIDDER shall furnish to the OWNER all such information and data for this purpose as the OWNER may request. The OWNER reserves the right to reject any BID if the evidence submitted by, or investigation of, such BIDDER fails to satisfy the OWNER that such BIDDER is properly qualified to carry out the obligations of the Agreement and to complete the WORK contemplated therein.

A conditional or qualified BID will not be accepted.

Award will be made to the lowest responsible BIDDER.

All applicable Laws, ordinances, and the rules and regulations of all authorities having jurisdiction over construction of the PROJECT shall apply to the contract throughout.

Each BIDDER is responsible for inspecting the site and for reading and being thoroughly familiar with the CONTRACT DOCUMENTS. The failure or omission of any BIDDER to do any of the foregoing shall in no way relieve any BIDDER from any obligation in respect to his BID.

FURTHER, the BIDDER agrees to abide by the requirements under Executive Order No. 11246, as amended, including specifically the provisions of the equal opportunity clause set forth in the SUPPLEMENTAL GENERAL CONDITIONS.

The low BIDDER shall supply the names and addresses of major material SUPPLIERS and SUBCONTRACTORS when required to do so by the OWNER.

The ENGINEER is SHOWS, DEARMAN & WAITS, INC. The address of the ENGINEER is 301 2nd Avenue, Hattiesburg, MS 39401.

PROPOSAL FORM

I (we) agree to begin work within (10) calendar days after the issuance of Work Order, and to complete the work within 180 calendar days thereafter. The undersigned further agrees that the unit bid price quoted includes all items of work required or necessary for the accomplishment of the projected work. BIDDERS agree to perform all the work described in the CONTRACT DOCUMENTS for the following unit bid prices:

Proposal

Comprehensive Water Improvements - Phase II

Palmers Crossing and Irene Chapel Areas - City of Hattiesburg

Item	Description	Unit	Quantity	Unit Price	Extension
	Water Pipe Items				
1	4" Class 350 Ductile Iron Water Pipe (Open Cut)	Lin. Ft.	260		
2	6" Class 350 Ductile Iron Water Pipe (Open Cut)	Lin. Ft.	280		
3	8" Class 350 Ductile Iron Water Pipe (Open Cut)	Lin. Ft.	590		
4	12" Class 350 Ductile Iron Water Pipe (Open Cut)	Lin. Ft.	27,159		
5	12" Class 350 Ductile Iron Water Pipe (Bored - No Casing)	Lin. Ft.	1,090		
6	16" 200 PSI, DR9, HDPE (Open Cut) (Incl. adapter fittings)	Lin. Ft.	620		
7	16" 200 PSI, DR9, HDPE (Direction Bore) (Incl. adapter fittings)	Lin. Ft.	460		
	Casing Items				
8	18" Steel Casing, 0.25" WT (Open Cut)	Lin. Ft.	20		
9	14" Steel Casing, 0.25" WT (Bored)	Lin. Ft.	40		
10	18" Steel Casing, 0.25" WT (Bored)	Lin. Ft.	610		
11	20" Steel Casing, 0.375" WT (Bored - Railroad)	Lin. Ft.	580		

	Connection Items				
12	Connection: Proposed 12" to Existing 12" (Straight Connection w/ fittings)	Each	2		
13	Connection: Proposed 12" to Existing 12" (Hot Tap w/ Valve Assembly & other fittings)	Each	3		
14	Connection: Proposed 12" to Proposed 12" (Tee & other fittings)	Each	5		
15	Connection: Proposed 12" to Proposed 12" & 8" (Tee & other fittings)	Each	1		
16	Connection: Proposed 12" to Proposed 8" (Tee & other fittings)	Each	2		
17	Connection: Proposed 12" to Proposed 12" & Existing 8" & 6" (Tees & other fittings)	Each	1		
18	Connection: Proposed 12" to Proposed 12" & Existing 4" (Tee & other fittings)	Each	2		
19	Connection: Proposed 12" to Existing 6" (Tee & other fittings)	Each	10		
20	Connection: Proposed 12" to Existing 6" & 4" (Tees & other fittings)	Each	1		
21	Connection: Proposed 12" to Existing 6" & 4" (Cross & other fittings)	Each	1		
22	Connection: Proposed 12" to Existing 4" (Tee & other fittings)	Each	12		
23	Connection: Proposed 8" to Existing 12" (Hot Tap w/ Valve Assembly & other fittings)	Each	1		
24	Connection: Proposed 8" to Existing 6" (Tee & other fittings)	Each	1		
25	Connection: Proposed 8" to Existing 6" & 4" (Tees & other fittings)	Each	1		
	Valve Items				
26	4" Gate Valve	Each	9		
27	6" Gate Valve	Each	14		
28	8" Gate Valve	Each	4		
29	12" Gate Valve	Each	66		

	Fire Protection Items				
30	3 Way Fire Hydrant w/ Appurtenances (Incl. Tee, Valve, Hydrant, Brass Tag, Pipe, & other fittings)	Each	42		
31	6" Fire Suppression System Connection (Incl. Tee, Valve, Pipe, Disconnection of Existing System, Connection to Existing Fire System, etc.)	Each	1		
	Service Items				
32	Residential Service Tap (All Sizes) (Incl: Open Cut Service Tubing, Tapping Saddle, Corp Stop, etc)	Each	99		
33	Commercial Service Tap (All Sizes) (Incl: Open Cut Service Tubing, Tapping Saddle, Corp Stop, etc)	Each	17		
34	Service Tubing (Bored) (All Sizes)	LF	1,585		
35	Residential Meter (Incl: Meter, Meter Box, City Fees, etc)	Each	15		
	Removal Items				
36	Removal of Fire Hydrant and Appurtenances	Each	24		
37	Abandonment of Exist. Water Lines with flowable Fill	LF	600		
38	Remove and Reset Existing Storm Sewer Culverts (All Sizes)	Lump Sum	1		
	Miscellaneous Construction Items				
39	Select Fill Material (Class 9, Group C), LVM for Gravel Driveway Repair	CY	35		
40	Asphalt Pavement Repair (All Depths)	TON	450		
41	Concrete Pavement Repair (All Depths)	SY	338		
42	Concrete Curb and Gutter Repair (Match Existing in kind)	LF	25		
43	Temporary Erosion Control	Lump Sum	1		

44	Grassing	Lump Sum	1		
45	Maintenance of Traffic	Lump Sum	1		
46	Mobilization	Lump Sum	1		
				Project Total:	

Note: All materials and components shall be a product of the U.S.A.

The undersigned certifies that the bid prices contained herein have been carefully checked and is submitted as correct and final.

If within thirty (30) days of the scheduled closing time for receipt of bids, this Proposal is accepted, the undersigned will execute a formal contract within ten (10) days after official notification thereof, will deliver a surety bond for the faithful performance of this contract, and will complete the work within the time specified from the date of execution of the contract.

Respectfully Submitted,

L.B. Developers, Inc.

Name of Firm or Bidder

By: _____

1716 Evelyn Gandy Pkwy

Address Hattiesburg, MS 39401

_____

City, State

BID BOND

KNOW ALL MEN BY THESE PRESENTS, that we, the undersigned, C.B. Developers, Inc. as Principal, and Arch Insurance Company as Surety, are hereby held and firmly bound unto City of Hattiesburg as Owner, in the penal sum of Five Percent of Amount Bid DOLLARS (5%) for the payment of which, well and truly to be made, we hereby jointly and severally bind ourselves, successors and assigns. Signed, this 20th day of July, 2017. The condition of the above obligation is such that whereas the Principal has submitted to City of Hattiesburg a certain BID, attached hereto and hereby made a part hereof to enter into a contract in writing for the Comprehensive Water Improvements- Phase II, Palmers Crossing and Irene Chapel

NOW, THEREFORE,

(a) If said BID shall be rejected, or

(b) If said BID shall be accepted and the Principal shall execute and deliver a contract in the Form of Contract attached hereto (properly completed in accordance with said BID) and shall furnish a BOND for his faithful performance of said contract, and for the payment of all persons performing labor or furnishing materials in connection therewith, and shall in all other respects perform the agreement created by the acceptance of said BID.

Then this obligation, shall be void, otherwise the same shall remain in force and effect; it being expressly understood and agreed that the liability of the Surety for any and all claims hereunder shall, in no event, exceed the panel amount of this obligation as herein stated.

The Surety, for value received, hereby stipulates and agrees that the obligations of said Surety and its BOND shall be in no way be impaired or affected by an extension of the time within which the OWNER may accept such BID; and said Surety does hereby waive notice of any such extension.

IN WITNESS WHEREOF, the Principal and the Surety have hereunto set their hands and seals, and such of them as are corporations have caused their corporate seals to be hereto affixed and these presents to be signed by their proper offices, the day and year first set forth above.

C.B. Developers, Inc.

By: _____ (L.S.)

(Principal)

Arch Insurance Company

(Surety)

By: _____

Brody Eric Buckley Attorney-in-Fact

Resident MS Agent/Bottrell Insurance

IMPORTANT: Surety companies executing BONDS must appear on the Treasury Department's most current list (Circular 570 as amended) and be authorized to transact business in the state where the project is located.

BID BOND

KNOW ALL MEN BY THESE PRESENTS: that we, the under signed, _____Principal, and _____as Surety, are hereby held and firmly bound unto_____as Owner in the penal sum of 5% (Five Percent) for payment of which, well and truly to be made, we hereby jointly and severally bind ourselves, successors and assigns.

Signed, this _____ day of _____, 20_____.

The Condition of the above obligation is such that whereas the Principal has submitted to a certain BID, attached hereto and hereby made a part hereof to enter into a contract in writing, for the following project:

COMPREHENSIVE WATER IMPROVEMENTS PHASE II
PALMERS CROSSING AND IRENE CHAPEL
HATTIESBURG, MISSISSIPPI

NOW, THEREFORE,

(a) If said BID shall be rejected, or

(b) If said BID shall be accepted and the Principal shall execute and deliver a contract in the Form of Contract attached hereto (properly completed in accordance with said BID) and shall furnish a BOND for his faithful performance of said contract, and for the payment of all persons performing labor or furnishing materials in connection therewith, and shall in all other respects perform the agreement created by the acceptance of said BID, then this obligation shall be void, otherwise the same shall remain in force and effect; it being expressly understood and agreed that the liability of the Surety for any and all claims hereunder shall, in no event, exceed the penal amount of this obligation as herein stated.

The Surety, for value received, hereby stipulates and agrees that the obligations of said Surety and its BOND shall be in no way impaired or affected by any extension of the time within which the OWNER may accept such BID; and said Surety does hereby waive notice of any such extension.

IN WITNESS WHEREOF, the Principal and the Surety have hereunto set their hands and seals, and such of them as are corporations have caused their corporate seals to be hereto affixed and these presents to be signed by their proper officers, the day and year set forth above.

_____ (L.S.)
PRINCIPAL

_____
SURETY

BY: _____

IMPORTANT: Surety companies executing BONDS must appear on the Treasure Department's most current line (Circular 570 as amended) and be authorized to transact business in the state where the project is located.

This Power of Attorney limits the acts of those named herein, and they have no authority to bind the Company except in the manner and to the extent herein stated. Not valid for Mortgage, Note, Loan, Letter of Credit, Bank Deposit, Currency Rate, Interest Rate or Residential Value Guarantees.

POWER OF ATTORNEY

Know All Persons By These Presents:

That the Arch Insurance Company, a corporation organized and existing under the laws of the State of Missouri, having its principal administrative office in Jersey City, New Jersey (hereinafter referred to as the "Company") does hereby appoint:

Brody Eric Buckley

its true and lawful Attorney(s)in-Fact, to make, execute, seal, and deliver from the date of issuance of this power for and on its behalf as surety, and as its act and deed:

Any and all bonds, undertakings, recognizances and other surety obligations.

Surety Bond Number: Bid Bond

Principal: C.B. Developers, Inc.

Obligee: City of Hattiesburg

This authority does not permit the same obligation to be split into two or more bonds in order to bring each such bond within the dollar limit of authority as set forth herein.

The execution of such bonds, undertakings, recognizances and other surety obligations in pursuance of these presents shall be as binding upon the said Company as fully and amply to all intents and purposes, as if the same had been duly executed and acknowledged by its regularly elected officers at its principal administrative office in Jersey City, New Jersey.

This Power of Attorney is executed by authority of resolutions adopted by unanimous consent of the Board of Directors of the Company on September 15, 2011, true and accurate copies of which are hereinafter set forth and are hereby certified to by the undersigned Secretary as being in full force and effect:

"VOTED, That the Chairman of the Board, the President, or the Executive Vice President, or any Senior Vice President, of the Surety Business Division, or their appointees designated in writing and filed with the Secretary, or the Secretary shall have the power and authority to appoint agents and attorneys-in-fact, and to authorize them subject to the limitations set forth in their respective powers of attorney, to execute on behalf of the Company, and attach the seal of the Company thereto, bonds, undertakings, recognizances and other surety obligations obligatory in the nature thereof, and any such officers of the Company may appoint agents for acceptance of process."

This Power of Attorney is signed, sealed and certified by facsimile under and by authority of the following resolution adopted by the unanimous consent of the Board of Directors of the Company on September 15, 2011:

VOTED, That the signature of the Chairman of the Board, the President, or the Executive Vice President, or any Senior Vice President, of the Surety Business Division, or their appointees designated in writing and filed with the Secretary, and the signature of the Secretary, the seal of the Company, and certifications by the Secretary, may be affixed by facsimile on any power of attorney or bond executed pursuant to the resolution adopted by the Board of Directors on September 15, 2011, and any such power so executed, sealed and certified with respect to any bond or undertaking to which it is attached, shall continue to be valid and binding upon the Company.

In Testimony Whereof, the Company has caused this instrument to be signed and its corporate seal to be affixed by their authorized officers, this 20th day of July, 2017.

Attested and Certified

Arch Insurance Company

Patrick K. Nails, Secretary

David M. Finkelstein, Executive Vice President

STATE OF PENNSYLVANIA SS

COUNTY OF PHILADELPHIA SS

I, Helen Szafran, a Notary Public, do hereby certify that Patrick K. Nails and David M. Finkelstein personally known to me to be the same persons whose names are respectively as Secretary and Executive Vice President of the Arch Insurance Company, a Corporation organized and existing under the laws of the State of Missouri, subscribed to the foregoing instrument, appeared before me this day in person and severally acknowledged that they being thereunto duly authorized signed, sealed with the corporate seal and delivered the said instrument as the free and voluntary act of said corporation and as their own free and voluntary acts for the uses and purposes therein set forth.

COMMONWEALTH OF PENNSYLVANIA
NOTARIAL SEAL
HELEN SZAFRAN, Notary Public
City of Philadelphia, Phila. County
My Commission Expires October 3, 2017

Helen Szafran, Notary Public
My commission expires 10/03/2017

CERTIFICATION

I, Patrick K. Nails, Secretary of the Arch Insurance Company, do hereby certify that the attached Power of Attorney dated July 20, 2017 on behalf of the person(s) as listed above is a true and correct copy and that the same has been in full force and effect since the date thereof and is in full force and effect on the date of this certificate; and I do further certify that the said David M. Finkelstein, who executed the Power of Attorney as Executive Vice President, was on the date of execution of the attached Power of Attorney the duly elected Executive Vice President of the Arch Insurance Company.

IN TESTIMONY WHEREOF, I have hereunto subscribed my name and affixed the corporate seal of the Arch Insurance Company on this 20th day of July, 2017.

Patrick K. Nails, Secretary

This Power of Attorney limits the acts of those named therein to the bonds and undertakings specifically named therein and they have no authority to bind the Company except in the manner and to the extent herein stated.

PLEASE SEND ALL CLAIM INQUIRIES R ELATING TO THIS BOND TO THE FOLLOWING ADDRESS:

Arch Insurance – Surety Division
3 Parkway, Suite 1500
Philadelphia, PA 19102

C. B. DEVELOPERS, INC.
938 OLD RIFLE RANGE RD.
PETAL, MS 39465

Ph. 601-582-1600
Ph.601-583-0005
Fax 601-583-0009

Cbrelandd@cs.com

STATE OF MISSISSIPPI
FORREST COUNTY

RESOLUTION

BE IT RESOLVED THAT Mack Lister IS HEREBY AUTHORIZED, EMPOWERED AND DIRECTED TO EXECUTE FOR AND ON BEHALF OF C.B. Developers, Inc., a corporation, any and all bid and job specific documents including but not limited to price sheets, change orders, certification, addendum, contracts, agreements, and official letters .

C. B. DEVELOPERS, INC.

BY: SHERRY BRELAND
TITLE: PRESIDENT

C. B. DEVELOPERS, INC.

BY: CLIFF BRELAND
TITLE: VICE-PRESIDENT

I, Cliff Breland, as secretary of C. B. DEVELOPERS, INC. DO HEREBY CERTIFY THAT THE ABOVE RESOLUTION WAS DULY PROPOSED, ADOPTED, AND RESOLVED, DURING A SPECIAL MEETING OF C. B. DEVELOPERS, INC., A CORPORATION, ON THIS THE 18TH DAY OF June, 2012.

SECRETARY

CONTRACT AGREEMENT

THIS AGREEMENT made and entered into this ___day of_____, 20___ by and between C. B. Developers, Inc. hereinafter called the CONTRACTOR, **CITY OF HATTIESBURG** hereinafter called the OWNER, Witnesseth that the Contractor and the OWNER, for the consideration hereafter named and agrees as follows.

ARTICLE 1: SCOPE OF WORK

The Contractor agrees to furnish all tools, labor, equipment, materials, and supplies required to be furnished, and perform all work required under and in accordance with the plans entitled:

COMPREHENSIVE WATER IMPROVEMENTS PHASE II
PALMERS CROSSING AND IRENCE CHAPEL
MISCELLANEOUS CONNECTIONS

which are on file at the office of the OWNER, and the Specifications, Proposals, General and Special Conditions, attached hereto and made a part hereof as fully as though copied herein, under the direct supervision and to the entire satisfaction of the OWNER and in accordance with the Laws of the State of Mississippi.

ARTICLE 2: THE CONTRACT SUM

It is further agreed and understood by and between the parties hereunto that the OWNER agrees to pay and the Contractor agrees to accept full and final compensation for all work done under this agreement, the lump sum amount adjusted for variation of quantities at the unit prices named in the Proposal, which is hereto attached, such payment to be made in lawful money of the United States, at the time and in the manner hereinafter set forth.

ARTICLE 3: TIME OF COMPLETION

The Contractor agrees, for the consideration above expressed, to begin and complete the work within the time specified in the Proposal. If the Contractor fails to complete the work in the time specified, he shall pay the OWNER as **LIQUIDATED DAMAGES**, ascertained and agreed, and not in the nature of a penalty, the sum of **$ 350.00** for each day delayed, which shall be deducted from the final amount to be paid under the contract; provided that the extension of time with the waiver of liquidation damages may be granted as provided for in the Specifications.

ARTICLE 4: PROGRESS PAYMENTS

The owner agrees to make progress payments during the construction as provided herein as follows:

The ENGINEER will on or before the tenth (10th) day of each month make an estimate of the value of the work done, based on contract prices.

The OWNER agrees to pay the CONTRACTOR 100% of the value of the work done each month, less five percent (5%) RETAINAGE until final acceptance of the work has been made).

ARTICLE 5: ACCEPTANCE AND FINAL PAYMENT

Upon receipt of written notice that the work is ready for final acceptance and inspection, the Engineer shall promptly make such inspection, and when he finds the work acceptable under the contract, and the contract fully performed, he shall promptly issue a final certificate, over his own signature, stating that the work provided for in this Contract has been completed and is accepted by him under the terms and conditions thereof. Then, the entire balance shall be due the Contractor within sixty (60) days the date of said final acceptance.

Before issuance of final certificate, the Contractor shall submit evidence satisfactory to the ENGINEER that all payrolls, materials, bills, and other indebtedness connected with the work have been paid.

The making and acceptance of the final payment shall constitute a waiver of all claims by the OWNER, other than those arising from unsettled liens, from faulty work or materials appearing within one (1) year after payment, or claims previously made and still unsettled.

If, after the work has been substantially completed, full completion thereof is materially delayed through no fault of the Contractor, and the Engineer, so certifies, the OWNER shall, upon certificate of the Engineer and without terminating the Contract, make payment of the balance due for that portion of the work fully completed and accepted. Such payment shall be made under the terms and conditions governing final payment, except that it shall not constitute a waiver of claims.

ARTICLE 6: THE PERFORMANCE BOND

The Contractor agrees to furnish a bond, with an approved surety thereon guaranteeing the performance of this contract, in no less than one hundred percent (100%) of the amount of the Contract. Said Bond shall be conditioned on full and complete performance of the Contract, and for the payment of all labor and materials for a period

of one (1) year after completion. The Surety on said Bond shall be a surety company of financial resources satisfactory to the OWNER and authorized to do business in the State of Mississippi.

ARTICLE 7: INSURANCE

The Contractor agrees to also carry Public Liability Insurance, Property Damage Insurance, and Workman's Compensation Insurance in amounts as required by the Specifications.

IN WITNESS WHEREOF, the parties hereto have executed this Agreement the day and year first written above.

OWNERS:

City of Hattiesburg

SEAL

BY

Title Mayor

ATTEST

CONTRACTOR:

L. B. Developers, Inc.

SEAL

BY

Title Project MANAGER

ATTEST

Bond Number: SU 1145477

PAYMENT AND PERFORMANCE BOND

KNOW ALL MEN BY THESE PRESENTS: THAT WE, the Undersigned (hereinafter called the Principal), a corporation, partnership or individual duly unauthorized by law to do business as a construction contractor in the State of Mississippi, and Arch Insurance Company of (herein called the Surety), a corporation duly authorized to do a surety business under the laws of the State of Mississippi, are held and firmly bound unto City of Hattiesburg, (hereinafter called the Obligee), a Municipality existing under the laws of the State of Mississippi, in the penal sum of Dollars ($2,054,414.75) lawful money of the United States, for the payment of which well and truly to be made, the said Principal and the said Surety do hereby bind ourselves, our heirs, executors, administrators and assigns, jointly and severally, by these presents, as follows:

The Condition of this obligation is such that; whereas Principal by an instrument In writing attached here-to and bearing date of _____ has agreed with said Obligee to do all work necessary and to furnish labor, materials, tools, supplies and services to construct **COMPREHENSIVE WATER IMPROVEMENTS PHASE II PALMERS CROSSING AND IRENE CHAPEL** as shown on Plans and specified thereby in the Specifications, Proposal and other Contract Documents hereto attached.

NOW THEREFORE, if said Principal shall well and truly in good, sufficient and workmanlike manner, and to the satisfaction of Obligee perform and complete the work required, and shall defend, indemnify and save harmless said Obligee against all damages, claims, demands, expense and charge of every kind (including claims of patent infringement) arising out of injury or damage to persons or property by reason or arising from any act, omission or neglect of said Principal, his agent, servants or employees with relation to said work; and shall pay all cost, charges, rentals and expenses for labor, material, supplies and equipment and deliver the said improvement to Obligee completed and ready for occupancy or operation, and free from all liens, encumbrances or claims for labor, material or otherwise; and shall pay all other expenses lawfully chargeable to Obligee by reason of any default or neglect of the said Principal in the relation of said agreement and said work, then this obligation shall be void, otherwise to remain in full force and effect.

PROVIDED FURTHER, that the said surety for value received hereby stipulates and agrees that no charge, extension of time, alteration or addition to the terms of the Contract, or the work to be performed hereunder, or the Specifications accompanying the same, shall in any way affect its obligation on this bond and does hereby waive notice of any change, extension of time, alteration or addition to the terms of the Contract, or to the work, or to the Specifications.

PROVIDED FURTHER, that if Principal, his or its subcontractor or subcontractors fail to duly pay for any labor, materials, team hire, sustenance provisions or any other supplies or materials used or consumed by such Principal or his, their or its subcontractors in performance of the work contracted to be done, the Surety will pay the same in any amount not exceeding the sum specified in the bond, together with interest as provided by law.

IN WITNESS THEREOF: Said Principal and surety have hereunto set their hands and seals at _____ this _____ day of _____, 20__.

(SEAL)

C.B. Developers, Inc.
PRINCIPAL

WITNESSES:

1716 Evelyn Gandy Parkway, Suite 40, Hattiesburg, MS 39401
ADDRESS

Name of person executing for Principal

Project Manager
TITLE

Arch Insurance Company
SURETY

Harborside 3, 210 Hudson Street, Suite 300
Jersey City, NJ 07311-1107
ADDRESS

WITNESSES:

Peggy Jackson

Wes Price

Witness
TITLE

Name of person executing for Surety
Brody Eric Buckley/Attorney-in-Fact
Resident MS Agent/Bottrell Insurance
P.O. Box 1490
Jackson, MS 39215-1490

This Power of Attorney limits the acts of those named herein, and they have no authority to bind the Company except in the manner and to the extent herein stated. Not valid for Mortgage, Note, Loan, Letter of Credit, Bank Deposit, Currency Rate, Interest Rate or Residential Value Guarantees.

POWER OF ATTORNEY

Know All Persons By These Presents:

That the Arch Insurance Company, a corporation organized and existing under the laws of the State of Missouri, having its principal administrative office in Jersey City, New Jersey (hereinafter referred to as the "Company") does hereby appoint:

Brody Eric Buckley

its true and lawful Attorney(s)In-Fact, to make, execute, seal, and deliver from the date of issuance of this power for and on its behalf as surety, and as its act and deed:

Any and all bonds, undertakings, recognizances and other surety obligations.

Surety Bond Number: SU 1145477

Principal: C.B. Developers, Inc.

Obligee: City of Hattiesburg

This authority does not permit the same obligation to be split into two or more bonds in order to bring each such bond within the dollar limit of authority as set forth herein.

The execution of such bonds, undertakings, recognizances and other surety obligations in pursuance of these presents shall be as binding upon the said Company as fully and amply to all intents and purposes, as if the same had been duly executed and acknowledged by its regularly elected officers at its principal administrative office in Jersey City, New Jersey.

This Power of Attorney is executed by authority of resolutions adopted by unanimous consent of the Board of Directors of the Company on September 15, 2011, true and accurate copies of which are hereinafter set forth and are hereby certified to by the undersigned Secretary as being in full force and effect:

"VOTED, That the Chairman of the Board, the President, or the Executive Vice President, or any Senior Vice President, of the Surety Business Division, or their appointees designated in writing and filed with the Secretary, or the Secretary shall have the power and authority to appoint agents and attorneys-in-fact, and to authorize them subject to the limitations set forth in their respective powers of attorney, to execute on behalf of the Company, and attach the seal of the Company thereto, bonds, undertakings, recognizances and other surety obligations obligatory in the nature thereof, and any such officers of the Company may appoint agents for acceptance of process."

This Power of Attorney is signed, sealed and certified by facsimile under and by authority of the following resolution adopted by the unanimous consent of the Board of Directors of the Company on September 15, 2011:

VOTED, That the signature of the Chairman of the Board, the President, or the Executive Vice President, or any Senior Vice President, of the Surety Business Division, or their appointees designated in writing and filed with the Secretary, and the signature of the Secretary, the seal of the Company, and certifications by the Secretary, may be affixed by facsimile on any power of attorney or bond executed pursuant to the resolution adopted by the Board of Directors on September 15, 2011, and any such power so executed, sealed and certified with respect to any bond or undertaking to which it is attached, shall continue to be valid and binding upon the Company.

In Testimony Whereof, the Company has caused this instrument to be signed and its corporate seal to be affixed by their authorized officers, this _____ day of _____, 20____.

Attested and Certified

Arch Insurance Company

Patrick K. Nails, Secretary

David M. Finkelstein, Executive Vice President

STATE OF PENNSYLVANIA SS

COUNTY OF PHILADELPHIA SS

I, Helen Szafran, a Notary Public, do hereby certify that Patrick K. Nails and David M. Finkelstein personally known to me to be the same persons whose names are respectively as Secretary and Executive Vice President of the Arch Insurance Company, a Corporation organized and existing under the laws of the State of Missouri, subscribed to the foregoing instrument, appeared before me this day in person and severally acknowledged that they being thereunto duly authorized signed, sealed with the corporate seal and delivered the said instrument as the free and voluntary act of said corporation and as their own free and voluntary acts for the uses and purposes therein set forth.

COMMONWEALTH OF PENNSYLVANIA
NOTARIAL SEAL
HELEN SZAFRAN, Notary Public
City of Philadelphia, Phila. County
My Commission Expires October 3, 2017

Helen Szafran, Notary Public
My commission expires 10/03/2017

CERTIFICATION

I. Patrick K. Nails , Secretary of the Arch Insurance Company, do hereby certify that the attached Power of Attorney dated _____ on behalf of the person(s) as listed above is a true and correct copy and that the same has been in full force and effect since the date thereof and is in full force and effect on the date of this certificate; and I do further certify that the said David M. Finkelstein, who executed the Power of Attorney as Executive Vice President, was on the date of execution of the attached Power of Attorney the duly elected Executive Vice President of the Arch Insurance Company.

IN TESTIMONY WHEREOF, I have hereunto subscribed my name and affixed the corporate seal of the Arch Insurance Company on this _____day of _____, 20____.

Patrick K. Nails, Secretary

This Power of Attorney limits the acts of those named therein to the bonds and undertakings specifically named therein and they have no authority to bind the Company except in the manner and to the extent herein stated.

PLEASE SEND ALL CLAIM INQUIRIES R ELATING TO THIS BOND TO THE FOLLOWING ADDRESS:

Arch Insurance – Surety Division
3 Parkway, Suite 1500
Philadelphia, PA 19102

CBDEVEL-01

ACOOK

CERTIFICATE OF LIABILITY INSURANCE

DATE (MM/DD/YYYY) 08/14/2017

THIS CERTIFICATE IS ISSUED AS A MATTER OF INFORMATION ONLY AND CONFERS NO RIGHTS UPON THE CERTIFICATE HOLDER. THIS CERTIFICATE DOES NOT AFFIRMATIVELY OR NEGATIVELY AMEND, EXTEND OR ALTER THE COVERAGE AFFORDED BY THE POLICIES BELOW. THIS CERTIFICATE OF INSURANCE DOES NOT CONSTITUTE A CONTRACT BETWEEN THE ISSUING INSURER(S), AUTHORIZED REPRESENTATIVE OR PRODUCER, AND THE CERTIFICATE HOLDER.

IMPORTANT: If the certificate holder is an ADDITIONAL INSURED, the policy(ies) must have ADDITIONAL INSURED provisions or be endorsed. If SUBROGATION IS WAIVED, subject to the terms and conditions of the policy, certain policies may require an endorsement. A statement on this certificate does not confer rights to the certificate holder in lieu of such endorsement(s).

PRODUCER
Fisher Brown Bottrell Insurance, Inc.
P. O. Box 1490
Jackson, MS 39215

CONTACT NAME: Angie Cook, CIC, PIAM
PHONE (A/C, No, Ext): (601) 960-8244 FAX (A/C, No): (601) 208-3044
E-MAIL ADDRESS: acook@fbbins.com

INSURER(S) AFFORDING COVERAGE	NAIC #
INSURER A : Brierfield Insurance Company	10993
INSURER B : American Interstate Insurance	31895
INSURER C : Travelers Property Casualty Company of America	25674
INSURER D :	
INSURER E :	
INSURER F :	

INSURED
C B Developers, Inc.
1716 Evelyn Gandy Parkway, #40
Hattiesburg, MS 39401

COVERAGES CERTIFICATE NUMBER: REVISION NUMBER:

THIS IS TO CERTIFY THAT THE POLICIES OF INSURANCE LISTED BELOW HAVE BEEN ISSUED TO THE INSURED NAMED ABOVE FOR THE POLICY PERIOD INDICATED. NOTWITHSTANDING ANY REQUIREMENT, TERM OR CONDITION OF ANY CONTRACT OR OTHER DOCUMENT WITH RESPECT TO WHICH THIS CERTIFICATE MAY BE ISSUED OR MAY PERTAIN, THE INSURANCE AFFORDED BY THE POLICIES DESCRIBED HEREIN IS SUBJECT TO ALL THE TERMS, EXCLUSIONS AND CONDITIONS OF SUCH POLICIES. LIMITS SHOWN MAY HAVE BEEN REDUCED BY PAID CLAIMS.

INSR LTR	TYPE OF INSURANCE	ADDL INSD	SUBR WVD	POLICY NUMBER	POLICY EFF (MM/DD/YYYY)	POLICY EXP (MM/DD/YYYY)	LIMITS	
A	X COMMERCIAL GENERAL LIABILITY CLAIMS-MADE X OCCUR X PD Ded: $2,000 GEN'L AGGREGATE LIMIT APPLIES PER: POLICY X PRO-JECT X LOC OTHER:			GL0013568	05/17/2017	05/17/2018	EACH OCCURRENCE DAMAGE TO RENTED PREMISES (Ea occurrence) MED EXP (Any one person) PERSONAL & ADV INJURY GENERAL AGGREGATE PRODUCTS - COMP/OP AGG	$ 1,000,000 $ 100,000 $ 5,000 $ 1,000,000 $ 2,000,000 $ 2,000,000
A	AUTOMOBILE LIABILITY X ANY AUTO OWNED AUTOS ONLY / SCHEDULED AUTOS HIRED AUTOS ONLY / NON-OWNED AUTOS ONLY			CA10001384101	05/17/2017	05/17/2018	COMBINED SINGLE LIMIT (Ea accident) BODILY INJURY (Per person) BODILY INJURY (Per accident) PROPERTY DAMAGE (Per accident)	$ 1,000,000
A	X UMBRELLA LIAB X OCCUR EXCESS LIAB CLAIMS-MADE DED X RETENTION $ 10,000			UMB0014332	05/17/2017	05/17/2018	EACH OCCURRENCE AGGREGATE Prod/Co Ops Agg	$ 5,000,000 $ 5,000,000 $ 5,000,000
B	WORKERS COMPENSATION AND EMPLOYERS' LIABILITY ANY PROPRIETOR/PARTNER/EXECUTIVE OFFICER/MEMBER EXCLUDED? (Mandatory in NH) Y / N If yes, describe under DESCRIPTION OF OPERATIONS below	N / A		AVWCMS2562322017	01/01/2017	01/01/2018	X PER STATUTE OTH-ER E.L. EACH ACCIDENT E.L. DISEASE - EA EMPLOYEE E.L. DISEASE - POLICY LIMIT	$ 1,000,000 $ 1,000,000 $ 1,000,000
A	Leased/Rented Equip			CM0006842	05/17/2017	05/17/2018	Ded See Below	260,000
C	Installation Floater			6603222R85A	09/10/2016	09/10/2017	Ded: $5,000	4,000,000

DESCRIPTION OF OPERATIONS / LOCATIONS / VEHICLES (ACORD 101, Additional Remarks Schedule, may be attached if more space is required)
The above referenced general liability, automobile liability & Umbrella liability policies contain blanket additional insured wording where required by written contract. General Liability includes ongoing & completed operations & is on a primary/non-contributory basis where required by written contract. General Liability, Automobile Liability & Workers Compensation policies contain blanket waiver of subrogation wording when required by written contract. Additional Insured Status applies as per forms attached to the policy & available for review upon request: GL (CGL084 10/13 & CGL088 10/13) AUTO (CAU058 01/15) UMB (CU0001 12/07) All coverage is subject to policy terms, conditions and exclusions.

REFERENCE ONLY:
SEE ATTACHED ACORD 101

CERTIFICATE HOLDER

City of Hattiesburg
P.O. Box 1898
Hattiesburg, MS 39403-1898

CANCELLATION

SHOULD ANY OF THE ABOVE DESCRIBED POLICIES BE CANCELLED BEFORE THE EXPIRATION DATE THEREOF, NOTICE WILL BE DELIVERED IN ACCORDANCE WITH THE POLICY PROVISIONS.

AUTHORIZED REPRESENTATIVE

© 1988-2015 ACORD CORPORATION. All rights reserved.
The ACORD name and logo are registered marks of ACORD

AGENCY CUSTOMER ID: CBDEVEL-01 ACOOK

LOC #: 1

ADDITIONAL REMARKS SCHEDULE

AGENCY Fisher Brown Bottrell Insurance, Inc.	NAMED INSURED C B Developers, Inc. 1716 Evelyn Gandy Parkway, #40 Hattiesburg, MS 39401
POLICY NUMBER SEE PAGE 1	
CARRIER: SEE PAGE 1 — NAIC CODE: SEE P 1	EFFECTIVE DATE: SEE PAGE 1

ADDITIONAL REMARKS

THIS ADDITIONAL REMARKS FORM IS A SCHEDULE TO ACORD FORM,

FORM NUMBER: ACORD 25 FORM TITLE: Certificate of Liability Insurance

Description of Operations/Locations/Vehicles:
Project: Comprehensive Water Improvements - Phase II, Palmers Crossing and Irene Chapel
Project: Comprehensive Sewer Improvements - Phase V
Project: Comprehensive Water Improvements Phase IV Miscellaneous Connections
Project: Water Line Extension along Old Highway 98 East and W. L. Runnels Industrial Drive
Project: Comprehensive Water Improvements Phase I,
Project: 592 Program Sewer Rehabilitation, Contract No. 3, City of Hattiesburg, MS Contract amount $1,996,351.79
Project: Water System Extension on Veteran's Memorial Blvd. and South 28th Ave $1,361,828.84

© 2008 ACORD CORPORATION. All rights reserved.

The ACORD name and logo are registered marks of ACORD

NOTICE OF AWARD

TO: C.B. Developers, Inc.
1716 Evelyn Gandy Pkwy
Hattiesburg MS 39401

Project: **COMPREHENSIVE WATER IMPROVEMENTS PHASE II PALMERS CROSSING AND IRENE CHAPEL**

The OWNER has considered the BID submitted by you for the above described WORK in response to its Advertisement for Bids dated March 31, 2017, and Information for Bidders.

You are hereby notified that your BID has been accepted for items in the amount of $2,054,414.75.

You are required by the Information for Bidders to execute the Agreement and furnish the required CONTRACTOR'S Performance BOND, Payment BOND, and certificates of insurance within ten (10) calendar days from the date of this Notice to you.

If you fail to execute said Agreement and to furnish said BONDS within (10) days from the date of this Notice, said OWNER will be entitled to consider all your rights arising out of the OWNER's acceptance of your BID as abandoned and as a forfeiture of your BID BOND. The OWNER will be entitled to such other rights as may be granted by law.

You are required to return an acknowledged copy of this NOTICE OF AWARD to the OWNER.

Dated this 19th day of September, 2017

CITY OF HATTIESBURG
OWNER

BY: [signature]

TITLE: Mayor

ACCEPTANCE OF NOTICE

Receipt of the above NOTICE OF AWARD is hereby acknowledged by
This the _____ day of _____, 20___.

Name: [signature]

Title: Pres. + Manager

NOTICE TO PROCEED

TO: C.B. Developers, Inc.
1716 Evelyn Gandy Pkwy
Hattiesburg, MS 39401

DATE: _____

Project: **COMPREHENSIVE WATER IMPROVEMENTS PHASE II PALMERS CROSSING AND IRENE CHAPEL**

You are hereby notified to commence WORK in accordance with the Agreement dated _____, 20__ on or before _____, 20__, and you are to complete the WORK within 180 consecutive CALENDER DAYS thereafter. The date of completion of all WORK is therefore _____, 20__.

CITY OF HATTIESBURG
OWNER

BY: _____

TITLE: Mayor

ACCEPTANCE OF NOTICE

Receipt of the above NOTICE TO PROCEED is hereby acknowledged by

_____ This the____ day of _____, 20___.

Name: _____

Title: Project Manager

GENERAL CONDITIONS

ARTICLE 1 - DEFINITIONS

Wherever used in these General Conditions or in the other Contract Documents, the following terms shall have the meaning indicated which shall be applicable to both the singular and plural thereof.

ACCEPTANCE: By the OWNER of the Work as being fully complete in accordance with the Contract Documents.

AGREEMENT: The written agreement between the OWNER and the CONTRACTOR covering the Work to be performed: the Contract Documents are attached to and made a part of the Agreement. Also designated as the Contract.

ADDENDA: Written or graphic instruments issued prior to the execution of the Agreement which modify or interpret the Contract Documents, Drawings and Specifications, by addition, deletions, clarifications or corrections.

APPLICATION FOR PAYMENT: The form furnished by the ENGINEER which is to be used by the CONTRACTOR in requesting progress payments and an affidavit of the CONTRACTOR that progress payments theretofore received from the OWNER on account of the WORK have been applied by the CONTRACTOR to discharge in full all of the CONTRACTOR'S obligations stated in prior Applications for Payment.

APPROVAL: Accept as satisfactory.

BID: The offer or proposal of the Bidder submitted on the prescribed form setting forth the prices for the Work to be performed.

BIDDER: Any person, firm or corporation submitting a Bid for the Work.

BONDS: Bid, performance and payment bonds and other instruments of security furnished by the CONTRACTOR and his surety in accordance with the Contract Documents and in accordance with the law of the place of the project.

CHANGE ORDER: A written order to the CONTRACTOR signed by the OWNER authorizing an addition, deletion or revision in the Work, or an adjustment in the Contract Price or the Contract Time issued after execution of the Agreement.

CONTRACT DOCUMENTS: The Agreement, Addenda, Instruction's to Bidders, CONTRACTOR'S BID, the Bonds, the Notice of Award, these General Conditions, the Supplementary conditions, Special Conditions, Technical Conditions, the Specifications, Drawings and Modifications, and Notice to Proceed.

CONTRACT PRICE: The total moneys payable to the CONTRACTOR under the Contract Documents.

CONTRACT TIME: The number of calendar days stated in the Agreement for the completion of the Work.

CONTRACTING OFFICER: The owner (Grantee) - The individual who is authorized to sign the contract documents on behalf of the owner's governing body.

CONTRACTOR: The person, firm or corporation with whom the OWNER has executed the Agreement.

DAY: A calendar day of twenty-four hours measured from midnight to the next midnight.

DRAWINGS: The drawings which show the character and scope of the Work to be performed and which have been prepared or approved by the ENGINEER and are referred to in the Contract Documents.

ENGINEER: The person, firm or corporation named as such in the Contract Documents.

FIELD ORDER: A written order issued by the ENGINEER which clarifies or interprets the Contract Documents in accordance with Paragraph 9.3 or orders minor changes in the Work in accordance with paragraph 10.2.

MODIFICATION: (a) A written amendment of the Contract Documents signed by both parties, (b) a Change Order (c) a written clarification or interpretation issued by the ENGINEER in accordance with paragraph 9.3 or (d) a written order for a minor change or alteration in the Work issued by the ENGINEER pursuant to paragraph 10.2. A modification may only be issued after execution of the Agreement.

NOTICE OF AWARD: The written notice by OWNER to the apparent successful Bidder stating that upon compliance with the conditions precedent to be fulfilled by him within the time specified, OWNER will execute and deliver the Agreement to him.

NOTICE TO PROCEED: A written notice given by OWNER to CONTRACTOR (with a copy to ENGINEER) fixing the date on which the Contract Time will commence to run and on which CONTRACTOR shall start to perform his obligations under the Contract Documents.

OWNER: A public body or authority, corporation, association, partnership, or individual for whom the Work is to be performed.

PROJECT: The entire construction to be performed as provided in the Contract Documents.

CONSTRUCTION OBSERVER
RESIDENT INSPECTOR
CONSTRUCTION INSPECTOR
PROJECT REPRESENTATIVE: An authorized representative of the ENGINEER assigned to observe the Work performed and materials furnished by the CONTRACTOR or such other person as may be appointed by the OWNER as his representative. The CONTRACTOR shall be notified in writing of the identity of this representative.

SHOP DRAWINGS: All drawings, diagrams, illustrations, brochures, schedules and other data which are prepared by the CONTRACTOR, a Subcontractor, manufacturer, supplier or distributor and which illustrate the equipment, material or some portion of the Work and as required by the Contract Documents.

SAMPLES: Physical examples which illustrate materials, equipment or workmanship and establish standards by which the Work will be judged.

SPECIFICATIONS: Those portions of the Contract Documents consisting of written technical descriptions of materials, equipment, construction systems, standards and workmanship as applied to the Work.

SUBCONTRACTOR: An individual, firm or corporation having a direct contract with CONTRACTOR or with any other Subcontractor for the performance of a part of the Work at the site.

SUBSTANTIAL COMPLETION: The stage in construction when a project can be utilized for the purposes for which it was intended. At substantial completion, minor items and items that are seasonally restricted need not be completed, but the items that affect operational integrity and function of the facility must be capable of continuous use.

SUPPLEMENTARY GENERAL CONDITIONS: Federal Conditions in effect at time of submission of Bid.

SUPPLIER: Any person or organization who supplies materials or equipment for the Work, including that fabricated to a special design, but who does not perform labor at the site.

SPECIAL CONDITIONS: When included as a part of the Contract Documents, Special Conditions refer only to the Work under this Contract.

SURETY: The corporate body which is bound with the CONTRACTOR and which engages to be responsible for the CONTRACTOR and his acceptable performance of the Work.

WORK: Any and all obligations, duties and responsibilities necessary to the successful completion of the Project assigned to or undertaken by CONTRACTOR under the Contract Documents, including all labor, materials, equipment and other incidentals, and the furnishing thereof.

WRITTEN NOTICE: The term "Notice" as used herein shall mean and include all written notices, demands, instructions, claims, approvals, and disapprovals required to obtain compliance with Contract requirements. Written notice shall be deemed to have been duly served if delivered in person to the individual or to a member of the firm or to an officer of the corporation for whom it is intended, or to an authorized representative of such individual, firm or corporation, or if delivered at or sent by registered mail to the last business address known to him who gives the notice. Unless otherwise stated in writing, any notice to or demand upon the OWNER under this Contract shall be delivered to the OWNER through the ENGINEER.

ARTICLE 2 - PRELIMINARY MATTERS:

AWARD:

2.1 The award of the Contract, if it is awarded, will be to the lowest responsible, responsive Bidder. No Notice of Award will be given until the OWNER has concluded such investigations as he deems necessary to establish the responsibility, qualifications, and financial ability of the Bidders to do the Work in accordance with the Contract Documents to the satisfaction of the OWNER within the time prescribed. The OWNER reserves the right to reject the BID of any Bidder who does not pass such investigation to the OWNER'S satisfaction. In analyzing Bids, the OWNER may take into consideration alternates and unit prices, if requested by the Bid Form. If the Contract is awarded, the OWNER will issue the NOTICE of AWARD and give the successful Bidder a contract for execution within sixty (60) days after the opening of Bids.

EXECUTION OF AGREEMENT:

2.2 At least three counterparts of the Agreement and such other Contract Documents will be executed and delivered by CONTRACTOR to the OWNER within 10 working days or 15 calendar days of receipt from the OWNER.

FORFEITURE OF BID SECURITY:

2.3 Failure of the successful Bidder to execute and deliver the Agreement and deliver the required Bonds as stipulated in paragraph 2.2 shall be just cause for the OWNER to annul the Notice of Award and declare the Bid and any security therefore forfeited.

CONTRACTOR'S PRE-START REPRESENTATIONS:

2.4 CONTRACTOR represents that he has familiarized himself with, and assumes full responsibility for having familiarized himself with, the nature and extent of the Contract Documents, Work, Locality, and local conditions and will obey all federal, state, and local laws, ordinances, rules and regulations that may in any manner affect performance of the Work, and represents that he has correlated his study and observations with the requirements of the Contract Documents. CONTRACTOR also represents that he has studied all surveys and investigation reports of subsurface and latent physical conditions referred to in the Specifications and made such additional surveys and investigations as he deems necessary for the performance of the Work at the Contract Price in accordance with the requirements of the Contract Documents and that he has correlated the results of all such data with the requirements of the Contract Documents.

COMMENCEMENT OF CONTRACT TIME:

2.5 The Contract Time will commence to run no less than the 15 days after receipt by the CONTRACTOR of the Notice to Proceed.

STARTING THE PROJECT:

2.6 CONTRACTOR shall start to perform his obligations under the Contract Documents on the date when the Contract Time commences to run. No Work shall be done at the site prior to the date on which the Contract Time commences to run, except with the written consent of the OWNER.

BEFORE STARTING CONSTRUCTION:

2.7 Before undertaking each part of the Work, CONTRACTOR shall carefully study and compare the Contract Documents and check and verify pertinent figures shown thereon and all applicable field measurements. He shall at once report in writing to ENGINEER any conflict, error or discrepancy which he may discover; however, he shall not be liable to OWNER or ENGINEER for his failure to discover any conflict, error or discrepancy in the Drawings or Specifications.

SCHEDULE OF COMPLETION:

2.8 Within ten (10) days after delivery of the Notice to Proceed by OWNER to CONTRACTOR, CONTRACTOR shall submit to ENGINEER an estimated progress schedule with earnings indicating the starting and completion dates of the various stages of the Work, and a preliminary schedule of Shop Drawing submissions. See paragraphs 6.22 through 6.26. The ENGINEER shall review and return this schedule or require revisions thereto within 14 days of its submittal. If there is more than one CONTRACTOR involved in a project, the responsibility for coordinating the Work of all CONTRACTORS

shall be as provided in the Special Conditions.

2.9 Within twenty (20) days after delivery of the executed agreement by OWNER to CONTRACTOR, but before starting the Work at the site, a preconstruction conference will be held to review the above schedules, to establish procedures for handling shop drawings and other submissions and for processing Applications for Payment, and to establish a working understanding between the parties as to the project. Present at the conference will be the OWNER or his representative, ENGINEER, Resident Project Representatives, CONTRACTOR and his Superintendent.

QUALIFICATION OF SUBCONTRACTORS MATERIALMEN AND SUPPLIERS:

2.10 Within ten (10) working days after bid opening, the CONTRACTOR will (if required) submit to the OWNER and the ENGINEER for acceptance a list of the names of Subcontractors and such other persons and organizations (including those who are to furnish principal items of material or equipment) proposed for those portions of the Work as to which the identity of the Subcontractors and other person and organizations must be submitted as specified in the Contract Documents. Within thirty (30) working days after receiving the list, the ENGINEER will notify the CONTRACTOR in writing if either the OWNER or the ENGINEER, after due investigation, has reasonable objection to any Subcontractor, person or organization on such list. The failure of the OWNER or the ENGINEER to make objection to any Subcontractor, person or organization on the list within thirty days of receipt shall constitute an acceptance of such Subcontractor, person or organization. Acceptance of any such Subcontractor, person or organization shall not constitute a waiver of any right of the OWNER or the ENGINEER to reject defective Work, material or equipment, or Work, material or equipment not in conformance with the requirements of the Contract Documents.

ARTICLE 3 - CORRELATION, INTERPRETATION AND INTENT OF CONTRACT DOCUMENTS:

3.1 It is the intent of the Specifications and Drawings to describe a complete Project to be constructed in accordance with the Contract Documents. The Contract Documents comprise the entire Agreement between the OWNER and the CONTRACTOR. They may be altered only by a Modification.

3.2 The Contract Documents are complementary; what is called for by one is as binding as if called for by all. If CONTRACTOR finds a conflict, error or discrepancy in the Contract Documents, he shall call it to the ENGINEER'S attention in writing at once and before proceeding with the Work affected thereby; however, he shall not be liable to OWNER or ENGINEER for his failure to discover any conflict, error or discrepancy in the Specifications or Drawings. The various Contract Documents shall be given precedence, in case of conflict, error or discrepancy, as follows: Agreement Modifications, Addenda, Special Conditions, and Instruction's to Bidders, General Conditions, Technical Specifications and

Drawings.

3.3 The words "furnish, "furnish and install", "install", and "provide" or words with similar meaning shall be interpreted, unless otherwise specifically stated, to mean "furnish and install complete in place and ready for service.

3.4 Miscellaneous items and accessories which are not specifically mentioned, but which are essential to produce a complete and properly operating installation, or usable structure or plant providing the indicated function, shall be furnished and installed without change in the Contract Price. Such miscellaneous items and accessories shall be of the same quality standards including material, style, finish, strength, class, weight and other applicable characteristics, as specified for the major component of which the miscellaneous item or accessory is an essential part, and shall be approved by the ENGINEER before installation. The above requirement is not intended to include major components not covered by or inferable from the Drawings and Specifications.

3.5 The Work of all trades under this Contract shall be coordinated by the CONTRACTOR in such a manner as to obtain the best workmanship possible for the entire Project, and all components of Work shall be installed or erected in accordance with the best practices of the particular trade.

3.6 Manufacturer's literature, when referenced, shall be dated and numbered and is intended to establish the minimum requirements acceptable. Whenever reference is given to codes or standard specifications or other data published by regulating agencies or accepted organizations, including but not limited to National Electrical Code, applicable State Building Code, Federal Specifications, ASTM Specifications, various institute specifications, and the like, it shall be understood that such reference is to the latest edition including addenda in effect on the date of Bid.

3.7 Brand names where used in the Technical Specifications, are intended to denote the standard of quality required for the particular material or product. The use of a brand name item is to set a standard of quality and is not intended to restrict the Contractor from offering an equal item from other source(s) of supply. The term "equal" or "equivalent" when used in connection with brand names, shall be interpreted to mean a material or product that is similar and equal in type, quality, size, capacity, composition, finish, color and other applicable characteristics to the material or product specified by trade name, and that is for the same use and capable of performing the same function, in the opinion of the ENGINEER, as the material or product so specified. Proposed equivalent items must be approved by ENGINEER before they are purchased or incorporated in the Work.

ARTICLE 4 - AVAILABILITY OF LANDS; SUBSURFACE CONDITIONS; REFERENCE POINTS:

Availability of Lands

4.1 The OWNER will furnish, as indicated in Contract Documents the lands upon which the Work is to be done, rights-of-way for access thereto, and such other lands which are designated for use of the CONTRACTOR. Easements for permanent structures or permanent changes in existing facilities will be obtained and paid for by the OWNER, unless otherwise specified in the Contract Documents. Other access to such lands or rights-of-way for the CONTRACTOR'S convenience shall be the responsibility of the CONTRACTOR. The CONTRACTOR will provide for all additional lands and access thereto that may be required for temporary construction facilities or storage of materials and equipment.

4.2 The OWNER will, upon request, furnish to the BIDDERS copies of all available boundary surveys.

Subsurface Conditions:

4.3 The CONTRACTOR acknowledges that he has investigated prior to bidding and satisfied himself as to the conditions affecting the Work, including but not restricted to those bearing upon transportation, disposal, handling and storage of materials, availability of labor, water, electric power, roads and uncertainties of weather, river stages, tides, water tables or similar physical conditions at the site, the conformation and conditions of the grounds, the character of equipment and facilities needed preliminary to and during prosecution of the Work. The CONTRACTOR further acknowledges that he has satisfied himself as to the character, quality and quantity of surface and subsurface materials or obstacles to be encountered insofar as this information is reasonably ascertainable from an inspection of the site, including all exploratory work done on behalf of the OWNER on the site or any contiguous site, as well as from information presented by the Drawings and Specifications made a part of this Contract, or any other information made available to him prior to receipt of Bids. Any failure by the CONTRACTOR to acquaint himself with the available information will not relieve him from responsibility for estimating properly the difficulty or cost of successfully performing the Work. The OWNER assumes no responsibility for any conclusions or interpretations made by the CONTRACTOR on the basis of the information made available by the OWNER.

Differing Site Conditions

4.4 (a) The CONTRACTOR shall promptly, and before such conditions are disturbed, notify the OWNER in writing of: (1) subsurface or latent physical conditions at the site differing materially from those indicated in this contract, or (2) unknown physical conditions at the site, of an unusual nature, differing materially from those ordinarily encountered and generally recognized as inherent in work of the character provided for in this contract. The

OWNER shall promptly investigate the conditions, and if he finds that such conditions do materially so differ and cause an increase or decrease in the Contractor's cost of, or the time required for, performance of any part of the work under this contract, whether or not changed as a result of such conditions, an equitable adjustment shall be made and the contract modified in writing accordingly.

(b) No claim of the CONTRACTOR under this clause shall be allowed unless the CONTRACTOR has given the notice required in (a) above.

(c) No claim by the CONTRACTOR for an equitable adjustment hereunder shall be allowed if asserted after final payment under this contract.

ARTICLE 5 - BONDS AND INSURANCE:

Performance and Payment Bonds:

5.1 The contractor's attention is directed to the Information for Bidders.

Contractor's Liability Insurance:

5.2 The CONTRACTOR shall provide the OWNER with insurance certificates certifying that all required insurance is in force; and such insurance certificates shall include provisions that the insurance shall not be canceled, allowed to expire or be materially changed without giving the OWNER advance notice by registered mail.

5.3 The CONTRACTOR agrees that if any part of the Work under the contract is sublet, he will require the Subcontractor(s) to carry insurance as required, and that he will require the Subcontractor(s) to furnish to him insurance certificates similar to those required by the OWNER in 5.1 above.

5.4 The CONTRACTOR agrees to add ENGINEER to insurance policy as additional insured.

Owner's Liability Insurance

5.4 The OWNER will be responsible for purchasing and maintaining his own liability insurance and, at his option, may purchase and maintain such insurance as will protect him against claims which may arise from operations under the Contract Documents.

Fire and Extended Coverage Insurance (Builders' Risk):

5.5 The CONTRACTOR shall maintain, as applicable, in an Insurance Company or Insurance Companies acceptable to the OWNER, Fire, Extended Coverage and Vandalism & Malicious Mischief Insurance on buildings and structures, while in the course of construction, including foundations, additions, attachments and all permanent fixtures belonging to and

constituting a part of said buildings or structures. The policy or policies shall also cover machinery, if the cost of machinery is included in the Contract. The amount of insurance should at all times be at least equal to the actual cash value of the insured property. The policy shall be in the name of the OWNER and the CONTRACTOR, as their interests may appear, and shall also cover the interests of all Subcontractors performing work.

5.6 The CONTRACTOR shall provide the OWNER with satisfactory evidence certifying that the foregoing insurance is in force; and such evidence shall include provisions that the insurance shall not be canceled, allowed to expire or be materially changed without giving the OWNER advance notice by registered mail.

Cancellation and Re-Insurance:

5.7 If any insurance should be canceled or changed by the insurance company or should any insurance expire during the period of this Contract, the CONTRACTOR shall be responsible for securing other acceptable insurance to provide the coverage specified in this section to maintain continuous coverage during the life of this Contract.

ARTICLE 6 - CONTRACTOR'S RESPONSIBILITIES:

Supervision and Superintendence:

6.1 The CONTRACTOR will supervise and direct the Work. He will be solely responsible for the means, methods, techniques, sequences and procedures of construction. The CONTRACTOR will employ and maintain on the Work a qualified supervisor or superintendent who shall have been designated in writing by the CONTRACTOR as the CONTRACTOR'S representative at the site. The supervisor shall have full authority to act on behalf of the CONTRACTOR and all communications given to the supervisor shall be as binding as if given to the CONTRACTOR. The supervisor shall be present on the site at all times as required to perform adequate supervision and coordination of the Work. (Copies of written communications given to the Superintendent shall be mailed to the Contractor's home or office.)

Labor, Materials and Equipment:

6.2 The CONTRACTOR will provide competent, suitably qualified personnel to survey and lay out the Work and perform construction as required by the Contract Documents. He will at all times maintain good discipline and order at the site.

6.3 The CONTRACTOR will furnish all materials, equipment, labor, transportation, construction equipment and machinery, tools, appliances, fuel, power, light, heat, local telephone, water and sanitary facilities and all other facilities and incidentals necessary for the execution, testing, initial operation and completion of the Work.

6.4 All materials and equipment will be new, except as otherwise provided in the Contract

Documents. When special makes or grades of material which are normally packaged by the supplier or manufacturer are specified or approved, such materials shall be delivered to the site in their original packages or container with seals unbroken and labels intact.

6.5 All materials and equipment shall be applied, installed, connected, erected, used, cleaned and conditioned in accordance with the instructions of the applicable manufacturer, fabricator or processors, except as otherwise provided in the Contract Documents.

Materials, Equipment, Products and Substitutions:

6.6 Materials, equipment and products incorporated in the Work must be approved for use before being purchased by the CONTRACTOR. The CONTRACTOR shall submit to the ENGINEER a list of proposed materials, equipment or products, together with such samples as may be necessary for him to determine their acceptability and obtain his approval, within ninety (90) calendar days after award of Contract. No request for payment for "or equal" equipment will be approved until this list has been received and approved by the ENGINEER.

6.6.1 Whenever a material, article or piece of equipment is identified on the drawings or Specifications by reference to brand names or catalogue number, it shall be understood that this is referenced for the purpose of defining the performance or other salient requirements and that other products of equal capacities, quality and function shall be considered. The CONTRACTOR may recommend the substitution of a material, article, or piece of equipment of equal substance and function for those referred to in the Contract Documents by reference to brand names or catalog number, and if, in the opinion of the ENGINEER, such material, article, or piece of equipment is of equal substance and function to that specified, the ENGINEER may approve its substitution and use by the CONTRACTOR. Incidental charges or extra component parts required to accommodate the substitute will be made by the CONTRACTOR without a change in the Contract Price, or Contract Time.

6.6.2 No substitute shall be ordered or installed without the written approval of the ENGINEER who shall be the judge of equality.

6.6.3 Delay caused by obtaining approvals for substitute materials will not be considered justifiable grounds for an extension of construction time.

6.6.4 Should any work or materials, equipment or products not conform to requirements of the Drawings and Specifications or become damaged during the process of the Work, such Work or materials shall be removed and replaced, together with any work disarranged by such alterations, at any time before completion and acceptance of the Project. All such work shall be done at the expense of the CONTRACTOR. (See paragraph 7.10)

6.6.5 No materials or supplies for the Work shall be purchased by the CONTRACTOR or by

any Subcontractor subject to any chattel mortgage or under a conditional sale or other agreement by which an interest is retained by the Seller. The CONTRACTOR warrants that he has good title to all materials and supplies used by him in the Work.

Concerning Subcontractors:

6.7 The CONTRACTOR will not employ any Subcontractor, other person or organization of the types referred to in paragraph 2.10 (whether initially or as a substitute) against whom the OWNER or the ENGINEER may have reasonable objection, not will the CONTRACTOR be required to employ any Subcontractor against whom he has reasonable objection. The CONTRACTOR will not make any substitution for any Subcontractor who has been accepted by the OWNER and the ENGINEER, unless the ENGINEER determines that there is good cause for doing so.

6.8 The CONTRACTOR shall be fully responsible for all acts and omissions of his Subcontractors and of persons and organizations directly or indirectly employed by them and of persons and organizations for whose acts any of them may be liable to the same extent that he is responsible for the acts and omissions of persons directly employed by him. Nothing in the Contract Documents shall create any contractual relationship between OWNER or ENGINEER and any Subcontractor or other person or organization having a direct contract with CONTRACTOR, nor shall it create any obligation on the part of OWNER or ENGINEER to pay or to see to the payment of any moneys due any Subcontractor or other person or organization, except as may otherwise be required by law. OWNER or ENGINEER may furnish to any Subcontractor or other person or organization, to the extent practicable, evidence of amounts paid to CONTRACTOR on account of specific Work done in accordance with the schedule of values.

6.9 The divisions and sections of the Specifications and the identifications of any drawings shall not control the CONTRACTOR in dividing the work among Subcontractors or delineating the Work to be performed by any specific trade.

6.10 The CONTRACTOR agrees to bind specifically every Subcontractor to the applicable terms and conditions of the Contract Documents for the benefit of the OWNER.

6.11 All Work performed for the CONTRACTOR by a Subcontractor shall be pursuant to an appropriate agreement between the CONTRACTOR and the Subcontractor.

6.12 The CONTRACTOR shall be responsible for the coordination of the trades, Subcontractors and material men engaged upon his Work.

6.12.1 The CONTRACTOR shall cause appropriate provisions to be inserted in all subcontracts relative to the Work to bind Subcontractors to the CONTRACTOR by the terms of these General Conditions and other Contract Documents insofar as applicable to the Work of Subcontractors, and to give the CONTRACTOR the same power as regards

terminating any subcontract that the OWNER may exercise over the CONTRACTOR under any provisions of the Contract Documents.

6.12.2 The OWNER or ENGINEER will not undertake to settle any differences between the CONTRACTOR and his Subcontractors or between Subcontractors.

6.12.3 If in the opinion of the ENGINEER, any Subcontractor on the project proves to be incompetent or otherwise unsatisfactory, he shall be replaced if and when directed in writing.

Patent Fees and Royalties:

6.13 The CONTRACTOR will pay all license fees and royalties and assume all costs incident to the use of any invention, design, process or device which is the subject of patent rights or copyrights held by others. He will indemnify and hold harmless the OWNER and ENGINEER and anyone directly or indirectly employed by either of them from and against all claims, damages, losses, and expenses (including attorneys' fees) arising out of any infringement of such rights during or after completion of the Work, and shall defend all such claims in connection with any alleged infringement of such rights.

6.14 The CONTRACTOR shall be responsible for determining the application of patent rights and royalties on materials, appliances, articles or systems prior to bidding. However, he shall not be responsible for such determination on systems which do not involve purchase by him of materials, appliances, and articles.

Permits:

6.15 The CONTRACTOR will secure and pay for all construction permits and licenses and will pay all governmental charges and inspection fees necessary for the prosecution of the Work, which are applicable at the time of his Bid. When such charges are normally made by the OWNER, there will be no charges to the CONTRACTOR. The OWNER shall assist the CONTRACTOR, when necessary, in obtaining such permits and licenses. The CONTRACTOR will also pay all public utility charges.

Laws and Regulations:

6.16 The CONTRACTOR will give all notices and comply with all laws, ordinances, rules and regulations applicable to the Work. If the CONTRACTOR observes that the Specifications or Drawings are at variance therewith, he will give the ENGINEER prompt written notice thereof, and any necessary changes shall be adjusted by an appropriate Modification. If the CONTRACTOR performs any Work knowing it to be contrary to such laws, ordinances, rules and regulations, and without such notice to the ENGINEER, he will bear all costs arising wherefrom; however, it shall not be his primary responsibility to make certain that the Drawings and Specifications are in accordance with such laws, ordinances, rules and

regulations.

Taxes:

6.17 Cost of all sales and other taxes for which the CONTRACTOR is liable under the Contract shall be included in the Contract Price stated by the CONTRACTOR.

Record Drawings:

6.18 The CONTRACTOR will keep one record copy of all Specifications, Drawings, Addenda, Modifications, and Shop Drawings at the site in good order and annotated to show all changes made during the construction process. These shall be available to the Engineer and shall be delivered to him for the OWNER upon completion of the Project. It shall be used for this purpose only.

Safety and Protection:

6.19 The CONTRACTOR will be responsible for initiating, maintaining and supervising all safety precautions and programs in connection with the Work. He will take all necessary precautions for the safety of, and will provide the necessary protection to prevent damage, injury or loss to:

6.19.1 All employees on the work and other persons who may be affected thereby.

6.19.2 All the Work and all materials or equipment to be incorporated therein, whether in storage on or off the site.

6.19.3 Other property at the site or adjacent thereto, including trees, shrubs, lawns, walks, pavements, roadways, structures and utilities not designated for removal, relocation or replacement in the course of construction.

6.20 The CONTRACTOR will designate a responsible member of his organization at the site whose duty shall be the prevention of accidents. This person shall be the CONTRACTOR'S superintendent unless otherwise designated in writing by the CONTRACTOR to the OWNER.

Emergencies:

6.21 In emergencies affecting the safety of persons or the Work or property at the site or adjacent thereto, the CONTRACTOR, without special instruction or authorization from the ENGINEER or OWNER, is obligated to act, at his discretion, to prevent threatened damage, injury or loss. He will give the ENGINEER prompt written notice of any significant changes in the Work or deviations from the Contract Documents caused thereby, and a Change Order shall be issued covering the changes and deviations involved. If the CONTRACTOR

believes that additional work done by him in an emergency which arose from causes beyond his control entitles him to an increase in the Contract Price or an extension of the Contract Time, he may make a claim therefore as provided in Articles 11 & 12.

Shop Drawing and Samples:

6.22 After checking and verifying all field measurements, the CONTRACTOR will submit to the ENGINEER for review, in accordance with the accepted schedule of Shop Drawing submissions (see paragraph 2.9) copies (or at the ENGINEER'S option, one reproducible copy) of all Shop Drawings, which shall have been checked by and stamped with the approval of the CONTRACTOR. The data shown on the Shop Drawings will be complete with respect to dimensions, design criteria, materials of construction and the like to enable the ENGINEER to review the information as required.

6.23 The CONTRACTOR will also submit to the ENGINEER for review, with such promptness as to cause no delay in Work, all samples required by the Contract Documents. All samples will have been checked by and stamped with the approval of the CONTRACTOR, identified clearly as to material, manufacturer, any pertinent catalog numbers and the use for which intended.

6.24 At the time of each submission, the CONTRACTOR will in writing call the ENGINEER'S attention to any deviations that the Shop Drawings or sample may have from the requirements of the Contract Documents.

6.25 The ENGINEER will review with reasonable promptness Shop Drawings and samples, but his review shall be only for conformance with the design concept of the Project and for compliance with the information given in the Contract Documents. The review of a separate item as such will not indicate review of the assembly in which the item functions. The CONTRACTOR will make any corrections required by the ENGINEER and will return the required number of corrected copies of Shop Drawings and resubmit new samples until the review is satisfactory to the ENGINEER. The CONTRACTOR shall direct specific attention in writing or on resubmitted Shop Drawings to revisions other than the corrections called for by the ENGINEER on previous submissions. The CONTRACTOR'S stamp of approval on any Shop Drawings or sample shall constitute a representative to the OWNER and the ENGINEER that the CONTRACTOR has either determined and verified all quantities, dimensions, field construction criteria, materials, catalogue numbers and similar data or he assumes full responsibility for doing so, and that he has reviewed or coordinated each Shop Drawings or sample with the requirements of the Work and the Contract Documents.

6.26 No Work requiring a Shop Drawing or sample submission shall be commenced until the submission has been reviewed by the ENGINEER. A copy of each Shop Drawing and each approved sample shall be kept in good order by the CONTRACTOR at the site and shall be available to the ENGINEER.

6.27 The ENGINEER'S review of Shop Drawings or samples shall not relieve the

CONTRACTOR from his responsibility for any deviations from the requirements of the Contract Documents unless the CONTRACTOR has in writing called the ENGINEER'S attention to such deviation at the time of submission and the ENGINEER has given written approval to the specific deviation, nor shall any review by the ENGINEER relieve the CONTRACTOR from responsibility for errors or omission in the Shop Drawings.

Cleaning Up:

6.28 The CONTRACTOR shall clean up behind the Work as much as is reasonably possible as the Work progresses. Upon completion of the Work, and before acceptance of and final payment for the Project by the owner, the CONTRACTOR shall remove all his surplus and discarded materials excavated material and rubbish from the roadways, sidewalks, parking areas, lawns and all adjacent property; shall clean his portion of Work involved in any building under this Contract, so that no further cleaning by the OWNER is necessary prior to his occupancy; shall restore all property, both public and private, which has been disturbed or damaged during the prosecution of the Work; and shall leave the whole in a neat and presentable condition.

6.29 Clean-up operations shall consistently be carried on by the CONTRACTOR at all times to keep the premises free from accumulation of waste materials and rubbish. Upon completion of the Work he shall remove all rubbish, tools, scaffolding, surplus materials, etc., and shall leave his work "broom clean", or its equivalent, unless more exactly specified elsewhere in the Contract. The General CONTRACTOR shall do the following special cleaning for all trades upon completion of the Work.

6.30 General. In case of dispute, the OWNER may remove the rubbish and charge the cost to the several contractors as the ENGINEER shall determine to be just.

Public Convenience and Safety:

6.31 The CONTRACTOR shall, at all times, conduct the Work in such a manner as to insure the least practicable obstruction to public travel. The convenience of the general public and of the residents along and adjacent to the area of the Work shall be provided for in a satisfactory manner, consistent with the operation and local conditions. "Street Closed" signs shall be placed immediately adjacent to the Work, in a conspicuous position at such locations as traffic demands. At any time that streets are required to be closed, the CONTRACTOR shall notify law enforcement agencies, fire departments, and parties operating emergency vehicles before the street is closed and again as soon as it is opened. Access to fire hydrants and other fire extinguishing equipment shall be provided and maintained at all times.

Sanitary Provisions:

6.32 The General CONTRACTOR shall furnish necessary toilet conveniences, secluded from

public observation, for use of all personnel on the Work, whether or not in his employ. They shall be kept in a clean and sanitary condition and shall comply with the requirements and regulations of the Public Authorities having jurisdiction. He shall commit no public nuisance. Temporary sanitary facilities shall be removed upon completion of the Work and the premises shall be left clean.

Indemnification:

6.33 The CONTRACTOR will indemnify and hold harmless the OWNER and the ENGINEER and their agents and employees from and against all claims, damages, losses, and expenses including attorneys' fees arising out of or resulting from the performance of the Work, provided that any such claim, damage, loss, or expense (a) is attributable to bodily injury, sickness, disease or death, or to injury to or destruction of tangible property (other than Work itself) including the loss of use resulting wherefrom and (b) is caused in whole or in part by any negligent act or omission of the CONTRACTOR, any Subcontractor, anyone directly or indirectly employed by any of them or anyone for whose acts any of them may be liable, regardless of whether or not it is caused in part by a party indemnified hereunder.

6.34 In any and all claims against the OWNER or the ENGINEER or any of their agents or employees, by any employee of the CONTRACTOR, any Subcontractor, anyone directly or indirectly employed by any of them or anyone for whose acts any of them may be liable, the indemnification obligation under paragraph 6.33 shall not be limited in any way by any limitation on the amount or type of damages, compensation or benefits payable by or for the CONTRACTOR or any Subcontractor under workmen's compensation acts, disability benefit acts or other employee benefit acts.

6.35 The obligations of the CONTRACTOR under paragraph 6.33 shall not extend to the liability of the Engineer's negligent acts, errors or omissions or those of his employees or agents.

Responsibility for Connecting to Existing Work:

6.36 It shall be the express responsibility of the CONTRACTOR to connect his Work to each part of the existing work or work previously installed as required by the Drawings and Specifications to provide a complete installation.

Work in Street, Highway and Other Rights-of-Way:

6.37 Excavation, grading, fill, storm drainage, paving and any other construction or installations in rights-of-way of streets, highways, public carrier lines, utility lines (either aerial, surface or subsurface), etc., shall be done in accordance with requirements of the special conditions. The OWNER will be responsible for obtaining all permits necessary for the work. Upon completion of the Work, CONTRACTOR shall present to ENGINEER certificates, in triplicate, from the proper authorities stating that the Work has been done in

accordance with their requirements.

6.37.1 The OWNER will cooperate with the CONTRACTOR in obtaining action from any utilities or public authorities involved in the above requirements.

6.37.2 The ENGINEER shall be responsible for obtaining elevations of curbs and gutters, pavement, storm drainage structures, and other such items which must be established by governmental departments as soon as grading operations are begun on the site and, in any case, sufficiently early in the construction period to prevent any adverse effect on the Project.

Cooperation with Governmental Departments, Public Utilities, Etc:

6.38 The OWNER shall be responsible for making all necessary arrangements with governmental departments, public utilities, public carriers, service companies and corporations owning or controlling roadways, railways, water, sewer, gas, electrical, telephone, and telegraph facilities such as pavements, tracks, piping, wires, cables, conduits, poles, guys, etc., including incidental structure connected therewith, that are encountered in the work in order that such items may be properly shored, supported and protected, or the CONTRACTOR may relocate them if he so desires. The CONTRACTOR shall give all proper notices, shall comply with requirements of such parties in the performance of his Work, shall permit entrance of such parties on the Project in order that they may perform their necessary work, and shall pay all charges and fees made by such parties for this work.

6.38.1 The CONTRACTOR'S attention is called to the fact that there may be delays on the Project due to work to be done by governmental departments, public utilities, and others in repairing or moving poles, conduits, etc. The CONTRACTOR shall cooperate with the above parties, in every way possible, so that the construction can be completed in the least possible time.

6.38.2 The CONTRACTOR shall have made himself familiar with all codes, laws, ordinances and regulations which in any manner affect those engaged or employed in the Work, or materials and equipment used in or upon the Work, or in any way affect the conduct of the Work, and no plea of misunderstanding will be considered on account of his ignorance thereof.

Use of Premises:

6.39 CONTRACTOR shall confine his apparatus, storage of materials, and operations of his workmen to limits indicated by law, ordinances, permits, and directions of ENGINEER and OWNER, and shall not unnecessarily encumber any part of site.

6.39.1 CONTRACTOR shall not overload or permit any part of any structure to be loaded with such weight as will endanger its safety, nor shall he subject any part of the Work to

stresses or pressures that will endanger it.

6.39.2 CONTRACTOR shall enforce OWNER'S instructions in connection with signs, advertisements, fires and smoking.

6.39.3 CONTRACTOR shall arrange and cooperate with OWNER in routing and parking of automobiles of his employees, subcontractors and other personnel and in routing material delivery trucks and other vehicles to the Project Site.

Protection of Existing Property Improvements:

6.40 Any existing surface or subsurface improvements, such as pavements, curbs, sidewalks, pipes or utilities, footings or structures (including portions thereof), trees, and shrubbery not indicated on the Drawings or noted in the Specifications as being removed or altered shall be protected from damage during construction of the Project. Any such improvements damaged during construction of the Project shall be restored to a condition equal to that existing at time of award of Contract.

Temporary Heat:

6.41 The General CONTRACTOR shall provide heat, fuel and services as necessary to protect all work and materials, within all habitable areas of permanent building construction, for all contracts against injury from dampness and cold until final acceptance of all work and materials for the Project, unless building is fully occupied by the OWNER prior to such acceptance, in which case the OWNER shall assume all expenses of heating from date of full occupancy. In areas outside those covered above, each prime contractor shall be responsible for providing such temporary heat, fuel and services as required to protect his work or shall make all necessary arrangements with the General CONTRACTOR for providing such temporary heat, fuel and services. Unless otherwise specifically permitted by Special Conditions, the permanent heating system shall not be used to provide temporary heat. CONTRACTOR'S proposed methods of heating shall be submitted for approval.

ARTICLE 7 - WORK BY OTHERS:

7.1 The OWNER may perform additional work related to the Project by himself, or he may let other direct contracts therefore which shall contain General Conditions similar to these. The CONTRACTOR will afford the other contractors who are parties to such direct contracts (or the OWNER, if he is performing the additional work himself), reasonable opportunity for the introduction and storage of materials and equipment and the execution of work, and shall properly connect and coordinate his Work with theirs.

7.2 If any part of the CONTRACTOR'S work depends for proper execution or results upon the work of any such other CONTRACTOR (or the OWNER), the CONTRACTOR will

promptly report to the ENGINEER in writing any defects or deficiencies in such work that render it unsuitable for such proper execution and results.

7.3 The CONTRACTOR will do all cutting, fitting, and patching of his Work that may be required to make its several parts come together properly and fit it to receive or be received by such other work. The CONTRACTOR will not endanger any work of others by cutting, excavating or otherwise altering their work and will only cut or alter their work with the written consent of the ENGINEER and of the other contractors whose work will be affected.

7.4 If the performance of additional work by other contractors or the OWNER is not noted in the Contract Documents prior to the execution of the Contract, written notice thereof shall be given to the CONTRACTOR prior to starting any such additional work. If the CONTRACTOR believes that the performance of such additional work by the OWNER or others involves him in additional expense or entitles him to an extension of the Contract Time, he may make a claim therefore as provide in Articles 11 and 12.

7.5 Where practicable, the General CONTRACTOR shall build around the work of other separate contractors or shall leave chases, slots and holes as required to receive and to conceal within the general construction work the work of such other separate contractors as directed by them. Where such chases, slots, etc., are impracticable, the work shall require specific approval of the ENGINEER.

7.6 Necessary chases, slots and holes not built or left by the General CONTRACTOR shall be cut by the separate contractor requiring such alterations after approval of the General CONTRACTOR. The General CONTRACTOR shall do all patching and finishing of his Work where cut by other contractors at the expense of such other contractors.

7.7 Cooperation is required in the use of site facilities and in the detailed execution of the Work. Each CONTRACTOR shall coordinate his operations with those of the other contractors for the best interest of the Work in order to prevent delay in the execution thereof.

7.8 Each CONTRACTOR shall keep himself informed of the progress of the work of other contractors. Should lack of progress or defective workmanship on the part of other contractors interfere with his operations, the CONTRACTOR shall notify the ENGINEER immediately. Lack of such notice to the ENGINEER will be construed as acceptance by the CONTRACTOR of the status of the work of other contractors as being satisfactory for proper coordination of his own work.

7.9 Each CONTRACTOR shall give notices of the progress of his work so as to allow other contractors adequate opportunity to properly direct and coordinate their work. The General Contractor shall give notices of the progress of his Work so that work of other contractors, when required to be concealed, may be placed before the general construction Work. All such notices shall be submitted to the ENGINEER with copies to other prime contractors on

the Project sufficiently ahead of job progress to permit adequate time for the other prime contractors to coordinate their work.

7.10 The cost of extra work resulting from lack of notices, untimely notices, failure to respond to notices, defective work or lack of coordination shall be borne by the CONTRACTOR responsible for such lack of notices, etc.

ARTICLE 8 - OWNER'S RESPONSIBILITIES:

8.1 The OWNER will issue all communications to the CONTRACTOR through the ENGINEER.

8.2 In case of termination of the employment of the ENGINEER, the OWNER will appoint an engineer against whom the CONTRACTOR makes no reasonable objection, whose status under the Contract Documents shall be that of the former ENGINEER. Any dispute in connection with such appointment shall be subject to arbitration, if mutually agreeable.

8.3 The OWNER will furnish the data required of him under the Contract Documents promptly and shall make payments to the CONTRACTOR promptly after they are due as provided in Article 14.

8.4 OWNER'S duties in respect of providing lands and easements and providing engineering surveys to establish reference points are set forth in paragraphs 4.1, 4.4 and the Special Conditions. Paragraphs 4.2 and 4.3 refer to OWNER'S identifying and making available to CONTRACTOR copies of surveys and investigation reports of subsurface and latent physical conditions at the site or otherwise affecting performance of the Work which have been relied upon by ENGINEER in preparing the Drawings and Specifications.

8.5 The OWNER'S responsibilities in respect of liability and property insurance are set forth in paragraph 5.4.

8.6 In addition to his rights to request changes in the Work in accordance with Article 10, the OWNER (especially in certain instances as provided in paragraph 10.4) will be obligated to execute Change Orders.

8.7 In connection with the OWNER'S right to stop Work or suspend Work; see paragraph 15.1. Paragraph 15.3 deals with the OWNER'S right to terminate services of the CONTRACTOR under certain circumstances.

8.8 The OWNER shall have the right to take possession of and use any completed or partially completed portions of the Work, notwithstanding the fact that the time for completing the entire Work or any portion thereof may not have expired; but such taking possession and use shall not be deemed an acceptance of any Work not completed in accordance with the Contract Documents. If such prior use increases the cost of or delays

the Work, the CONTRACTOR shall be entitled to such extra compensation or extension of time or both, except by prior agreement, as the ENGINEER may determine. See paragraph 14.11.

ARTICLE 9 - ENGINEER'S STATUS DURING CONSTRUCTION:

Owner's Representative:

9.1 The ENGINEER shall be the OWNER'S representative during the construction period. The duties and responsibilities and the limitations of authority of the ENGINEER as the OWNER'S representative during construction are set forth in Articles 1 through 17 of these General Conditions and shall not be extended without written consent of the OWNER and the ENGINEER.

9.1.1 The ENGINEER'S decision, in matters relating to aesthetics shall be final, if within the terms of the Contract Documents.

9.1.2 Except as may be otherwise provided in this contract all claims, counter-claims, disputes and other matters in question between the OWNER and the CONTRACTOR arising out of or relating to this agreement or the breach thereof will be decided by arbitration if the parties hereto mutually agree, or in a court of competent jurisdiction within the State in which the OWNER is located.

Visits to Site:

9.2 The ENGINEER will make periodic visits to the site to observe the progress and quality of the executed Work and to determine, in general, if the Work is proceeding in accordance with the Contract Documents. He will not be required to make continuous on-site observations to check the quality or quantity of the Work. His efforts will be directed toward ascertaining on behalf of the OWNER that the completed Project will conform to the requirements of the Contract Documents. On the basis of his on-site observations as an experienced and qualified design professional, he will keep the OWNER informed of the progress of the Work and will endeavor to guard the OWNER against defects and deficiencies in the Work of contractors.

Clarifications and Interpretations:

9.3 The ENGINEER will issue with reasonable promptness such written clarification or interpretations of the Contract Documents (in the form of Drawings or otherwise) as he may determine necessary, which shall be consistent with or reasonably inferable from the overall intent of the Contract Documents. If the Contractor believes that a written clarification and interpretation entitles him to an increase in the Contract Price or extension of Contract Time, he may make a claim therefore as provided in Articles 11 and 12.

Measurement of Quantities:

9.4 All Work completed under the Contract will be measured by the ENGINEER according to the United States Standard Measures. All linear surface measurements will be made horizontally or vertically as required by the item measured.

Rejecting Defective Work:

9.5 The ENGINEER will have authority to disapprove or reject Work which is "defective" (which term is hereinafter used to describe Work that is unsatisfactory, faulty or defective, or does not meet the requirements of any inspection, test or approval or has been damaged prior to final acceptance). He will also have authority to require special inspection or testing of the Work whether or not the Work is fabricated, installed or completed.

Shop Drawings, Change Orders and Payments:

9.6 In connection with the ENGINEER'S responsibility as to Shop Drawings and samples, see paragraphs 6.22 through 6.27, inclusive.

9.7 In connection with the ENGINEER'S responsibility for Change Orders; see Articles 10, 11, and 12.

9.8 In connection with the ENGINEER'S responsibilities in respect of Application for Payment, etc., see Article 14.

Resident Project Representative:

9.9 The OWNER or the ENGINEER will provide on-site representation sufficient to guarantee that construction is in general compliance with the construction drawings and the contract specifications.

Decisions on Disagreements:

9.10 The ENGINEER will be the initial interpreter of the terms and conditions of the Contract Documents and the judge of the performance hereunder. In his capacity as interpreter and judge, he will exercise his best efforts to insure faithful performance by both the OWNER and the CONTRACTOR. He will not show partiality to either and shall not be liable for the result of any interpretation or decision rendered in good faith. Claims, disputes and other matters relating to the execution and progress of the Work or the interpretation of or performance under the Contract Documents shall be referred initially to the ENGINEER for decision; which he shall render in writing within a reasonable time.

9.11 Either the OWNER or the CONTRACTOR, if the other agrees, may request legal action with respect to any such claim, dispute or other matter that has been referred to the

ENGINEER, except any which have been waived by the making or acceptance of final payment as provided in paragraph 14.11, such legal action to be in accordance with Article 16. However, no request for legal action of any such claim, dispute or other matter shall be made until the earlier of (a) the date on which the ENGINEER has rendered his decision or (b) the tenth day after the parties have presented their evidence to the ENGINEER if he has not rendered his written decision before that date. No request for legal action shall be made later than thirty (30) days after the date on which the ENGINEER rendered his written decision in respect of the claim, dispute or other matter as to which legal action is sought; and the failure to request legal action within said thirty (30) days period shall result in the ENGINEER'S decision being final and binding upon the OWNER and the CONTRACTOR. If the ENGINEER renders a decision after legal proceedings have been initiated, such decision may be entered as evidence but shall not supersede the legal proceedings, except where the decision is acceptable to the parties concerned.

Limitations on Engineer's Responsibilities:

9.12 Neither the ENGINEER'S authority to act under this Article 9 nor any decision made by him in good faith either to exercise or not exercise such authority shall give rise to any duty or responsibility of the ENGINEER to the CONTRACTOR, any Subcontractor, any of their agents or employees or any other person performing any of the Work.

9.13 The ENGINEER will not be responsible for the construction means, methods, techniques, sequences or procedures, or the safety precautions and programs incident thereto, and he will not be responsible for the CONTRACTOR's failure to perform the Work in accordance with the Contract Documents.

9.14 The ENGINEER will not be responsible for the acts or omissions of the CONTRACTOR, or any Subcontractors, or any of his or their agents or employees, or any other person performing any of the Work.

ARTICLE 10 - CHANGES IN THE WORK:

10.1 Without invalidating the Agreement, the OWNER may, at any time or from time to time, order additions, deletions or revisions in the Work; these will be authorized by Change Orders. Upon receipt of a Change Order, the CONTRACTOR will proceed with the Work involved. All such Work shall be executed under the applicable conditions of the Contract Documents. If any Change Order causes an increase or decrease in the Contract Price or an extension or shortening of the Contract Time, an equitable adjustment will be made as provided in Article 11 or Article 12. A Change Order signed by the CONTRACTOR indicates his agreement therewith.

10.2 The ENGINEER may authorize minor changes or alterations in the Work not involving extra cost and not inconsistent with the overall intent of the Contract Documents. These may be accomplished by a Field Order. If the CONTRACTOR believes that any minor

change or alteration authorized by the ENGINEER entitles him to an increase in the Contract Price or extension of Contract Time, he may make a claim therefore as provided in Articles 11 and 12.

10.3 Additional Work performed by the CONTRACTOR without authorization of a Change Order will not entitle him to an increase in the Contract Price or an extension of the Contract Time, except in the case of an emergency as provided in paragraph 6.21 and except as provided in paragraph 10.2.

10.4 The OWNER will execute appropriate Change Orders prepared by the ENGINEER covering changes in the Work to be performed as provided in paragraph 4.4, and Work performed in an emergency as provided in paragraph 6.21 and any other claim of the CONTRACTOR for a change in the Contract Time or the Contract Price which is approved by the ENGINEER.

10.5 It is the CONTRACTOR'S responsibility to notify his surety of any changes affecting the general scope of the Work or change in the Contract Price and the amount of the applicable bonds shall be adjusted accordingly. The CONTRACTOR will furnish proof of such adjustment to the OWNER.

ARTICLE 11 - CHANGE OF CONTRACT PRICE:

11.1 The Contract Price constitutes the total compensation payable to the CONTRACTOR for performing the Work. All duties, responsibilities and obligations assigned to or undertaken by the CONTRACTOR shall be at his expense without changing the Contract Price.

11.2 (a) The OWNER may, at any time, without notice to the sureties, by written order designated or indicated to be a change order, make any change in the Work within the general scope of the contract, including but not limited to changes:

(1) In the specifications (including drawings and designs);
(2) In the method or manner of performance of the work;
(3) In the Owner-furnished facilities, equipment, materials, services, or site; or
(4) Directing acceleration in the performance of the work.

(b) Any other written order or an oral order (which terms as used in this paragraph (b) shall include direction, instruction, interpretation or determination) from the OWNER, which causes any such change, shall be treated as a change order under this clause, provided that the CONTRACTOR gives the OWNER written notice stating the date, circumstances, and source of the order and that the CONTRACTOR regards the order as a change order.

(c) Except as herein provided, no order, statement, or conduct of the OWNER shall be treated as a change under this clause or entitle the Contractor to an equitable adjustment hereunder.

(d) If any change under this clause causes an increase or decrease in the CONTRACTOR'S cost of, or the time required for, the performance of any part of the work under this contract, whether or not changed by any order, an equitable adjustment shall be made and the contract modified in writing accordingly: PROVIDED, HOWEVER, that except for claims based on defective specifications, no claim for any change under (b) above shall be allowed for any costs incurred more than 20 days before the CONTRACTOR gives written notice as therein required. And provided further, that in the case of defective specifications for which the OWNER is responsible, the equitable adjustment shall include any increased cost reasonably incurred by the CONTRACTOR in attempting to comply with such defective specifications.

(e) If the CONTRACTOR intends to assert a claim for an equitable adjustment under this clause, he must, within 30 days after receipt of a written change order under (a) above or the furnishing of a written notice under (b) above, submit to the OWNER a written statement setting forth the general nature and monetary extent of such claim, unless this period is extended by the OWNER. The statement of claim hereunder may be included in the notice under (b) above.

(f) No claim by the CONTRACTOR for an equitable adjustment hereunder shall be allowed if asserted after final payment under this contract.

11.3 The value of any Work covered by a Change Order or of any claim for an increase or decrease in the Contract Price shall be determined in one of the following ways:

11.3.1 Where the Work involved is covered by unit prices contained in the Contract

Documents by application of unit prices to the quantities of the items involved. Should the Work (by quantity) be increased or decreased by 15 per cent from that stipulated in the Contract Documents, the OWNER and the CONTRACTOR may request adjustment of the unit prices by negotiation. If negotiation fails to reach agreement, then either party may request arbitration for the volume in excess of the 15 per cent differential.

11.3.2 By negotiated lump sum.

11.3.3 The actual cost for labor, direct overhead, materials, supplies, equipment, and other services necessary to complete the work plus a fixed amount to be agreed upon to cover the cost of general overhead and profit to be negotiated.

11.4 The term Cost of the Work means the sum of all costs necessarily incurred and paid by the CONTRACTOR in the proper performance of the Work. Except as otherwise maybe agreed to in writing by OWNER, such costs shall be in amounts no higher than those prevailing in the locality of the Project, shall include only the following items and shall not include any of the costs itemized in paragraph 11.5:

11.4.1 Payroll costs for employees in the direct employ of CONTRACTOR in the performance of the Work under schedules of job classifications agreed upon by OWNER and CONTRACTOR. Payroll costs for employees not employed full time on the Work shall be apportioned on the basis of their time spent on the Work. Payroll costs shall include, but not be limited to salaries and wages plus the costs of fringe benefits which shall include social security contributions, unemployment, excise and payroll taxes, workmen's compensation, health and retirement benefits, bonuses, sick leave, vacation and holiday pay applicable thereto. Such employees shall include superintendents and foremen at the site. The expenses of performing work after regular working hours, on Sunday or legal holidays shall be included in the above to the extent authorized by OWNER.

11.4.2 Cost of all materials and equipment furnished and incorporated in the Work, including costs of transportation and storage thereof, and manufacturer's field services required in connection therewith. All cash discounts shall accrue to CONTRACTOR unless OWNER deposits funds with CONTRACTOR with which to make payments, in which case the cash discounts shall accrue to OWNER. All trade discounts, rebates and refunds, and all returns from sale of surplus materials and equipment shall accrue to OWNER, and CONTRACTOR shall make provisions so that they may be obtained.

11.4.3 Payments made by CONTRACTOR to the Subcontractors for Work performed by Subcontractors. If required by OWNER, CONTRACTOR shall obtain competitive bids from Subcontractors acceptable to him and shall deliver such Bids to OWNER who will then determine with the advice of ENGINEER, which Bids will be accepted. If a subcontract provides that the Subcontractor is to be paid on the basis of Cost of Work plus a Fee, the cost of the Work shall be determined in accordance with paragraphs 11.4 and 11.5.

11.4.4 Costs of special consultants (including but not limited to, engineers, architects, testing laboratories, surveyors, lawyers and accountants) employed for services specifically related to the Work.

11.4.5 Supplemental costs including the following:

11.4.5.1 The proportion of necessary transportation, travelling and subsistence expenses of CONTRACTOR'S employees incurred in discharge of duties connected with the Work.

11.4.5.2 Cost, including transportation and maintenance, of all materials, supplies, equipment, machinery, appliances, office and temporary facilities at the site and hand tools not owned by the workmen, which are consumed in the performance of the Work, and cost less market value of such items used but not consumed which remain the property of CONTRACTOR.

11.4.5.3 Rentals of all construction equipment and machinery and the parts thereof whether rented from CONTRACTOR or other in accordance with rental agreements approved by

OWNER with the advice of ENGINEER, and the cost of transportation, loading, unloading, installation, dismantling and removal thereof--all in accordance with terms of said rental agreements. The rental of any such equipment, machinery or parts shall end when the use thereof is no longer necessary for the Work.

11.4.5.4 Sales, use or similar taxes related to the Work, and for which CONTRACTOR is liable imposed by any governmental authority.

11.4.5.5 Deposits lost for causes other than CONTRACTOR'S negligence, royalty payments and fees for permits and licenses. Costs for permits and licenses must be shown as a separate item.

11.4.5.6 Losses, damages and expenses, not compensated by insurance or otherwise, sustained by CONTRACTOR in connection with the execution of, and to, the Work, provided they have resulted from causes other than the negligence of CONTRACTOR, any Subcontractors, or anyone directly or indirectly employed by any of them or for whose acts any of them may be liable. Such losses shall include settlements made with the written consent and approval of OWNER. No such losses, damages and expenses shall be included in the Cost of Work for the purpose of determining CONTRACTOR'S fee. If however, any such loss or damage requires reconstruction and CONTRACTOR is placed in charge thereof, he shall be paid for his services a fee proportionate to that stated in paragraph 11.6.2.

11.4.5.7 The cost of utilities, fuel and sanitary facilities at the site.

11.4.5.8 Minor expenses such as telegrams, long distance telephone calls, telephone service at the site, expressage and similar petty cash items in connection with the Work.

11.4.5.9 Cost of premiums for additional Bonds and Insurance required because of changes in the Work.

11.5 The term cost of the Work shall not include any of the following:

11.5.1 Payroll costs and other compensation of CONTRACTOR'S officers, executives, principals, (of partnership and sole proprietorships), general managers, engineers, architects, estimators, lawyers, auditors, accountants, purchasing and contracting agents, expeditors, timekeepers, clerks and other personnel employed by CONTRACTOR whether at the site or in his principal or a branch office for general administration of the Work and not specifically included in the schedule referred to in subparagraph 11.4.1 -- all of which are to be considered administrative costs covered by the CONTRACTOR'S Fee.

11.5.2 Expenses of CONTRACTOR'S principal and branch offices other than his office at the site.

11.5.3 Any part of CONTRACTOR'S capital expenses, including interest on CONTRACTOR'S

capital employed for the Work and charges against CONTRACTOR'S for delinquent payments.

11.5.4 Cost of premiums for all bonds and for all insurance policies whether or not CONTRACTOR is required by the Contract Documents to purchase and maintain the same (except as otherwise provide in subparagraph 11.4.5.9.)

11.5.5 Costs due to the negligence of CONTRACTOR, any Subcontractors, or anyone directly or indirectly employed by any of them or for whose acts any of them may be liable including but not limited to, the correction of defective work, disposal of materials or equipment wrongly supplied and making good any damage to property.

11.5.6 Other overhead or general expense costs of any kind and the costs of any item not specifically and expressly included in paragraph 11.4.

11.6 The CONTRACTOR'S Fee which shall be allowed to CONTRACTOR for his overhead and profit shall be determined as follows;

11.6.1 A mutually acceptable firm fixed price; or if none can be agreed upon,

11.6.2 A mutually acceptable fixed fee based on the estimate of the various portions of the Cost of the Work.

11.7 The amount of credit to be allowed by CONTRACTOR to OWNER for any such change which results in a net decrease in cost will be the amount of the actual net decrease. When both additions and credits are involved in any one change, the net shall be computed to include overhead and profit, identified separately, for both additions and credits.

11.8 Whenever the cost of any Work is to be determined pursuant to paragraphs 11.4 and 11.5, CONTRACTOR will submit in form prescribed by ENGINEER an itemized cost breakdown together with supporting data.

11.9 Allowances: It is understood that the CONTRACTOR has included in the Contract Price all allowances so named in the Contract Documents and shall cause the Work so covered to be done by such material men, suppliers, or Subcontractors and for such sums within the limit of the allowances as the ENGINEER may approve. Upon final payment, the Contract Price shall be adjusted as required and an appropriate Change Order issued. The CONTRACTOR agrees that the original Contract Price includes such sums as he deems proper for costs and profit on account of cash allowances. No demand for additional cost or profit in connection therewith will be allowed.

11.9.1 These allowances shall cover the cost to the CONTRACTOR less any applicable trade

discount, of the materials and equipment required by the allowance delivered at the site, and all applicable taxes.

11.9.2 The CONTRACTOR'S costs for unloading and handling on site, labor, installation costs, overhead, profit and other expenses contemplated for the original allowance shall be included in the Contract Price and not in the allowance.

11.9.3 Whenever the cost, as described in 11.9.1 above, is more than or less than the allowance, the Contract Price shall be adjusted accordingly by Change Order. The amount of the Change Order will recognize changes, if any, in handling costs on the site, labor, installation costs, overhead, profit and other expenses, except that whenever unit price allowances are stipulated for brick, the Change Order will not include any cost as described in 11.5 above.

ARTICLE 12 - CHANGE OF THE CONTRACT TIME:

12.1 The Contract Time may only be changed by a Change Order. Any claim for an extension in the Contract Time shall be based on written notice delivered to OWNER and ENGINEER within ten days of the occurrence of the event giving rise to the claim. Notice of the extent of the claim with supporting data shall be delivered within forty-five days of such occurrence unless ENGINEER allows an additional period of time to ascertain more accurate data. All claims for adjustment in the Contract Time shall be determined by ENGINEER if OWNER and CONTRACTOR cannot otherwise agree. Any change in the Contract Time resulting from any such claim shall be incorporated in a Change Order.

12.2 The Contract Time will be extended in an amount equal to time lost due to delays beyond the control of CONTRACTOR if he makes a claim therefore as provided in paragraph 12.1. Such delays shall include, but not be restricted to, acts or neglect by any separate contractor employed by OWNER, fires, floods, labor disputes, epidemics, abnormal weather conditions, or acts of God.

12.3 All time limits stated in the Contract Documents are of the essence of the Agreement. The provisions of the Article 12 shall not exclude recovery for damages (including compensation for additional professional services) for delay by either parties.

12.4 No claim for delay shall be allowed because of failure to furnish Drawings until two weeks after demand for such drawings and not then unless such claim be reasonable.

12.5 This article does not exclude the recovery of damages for delay by either party under other provisions in the Contract Documents.

ARTICLE 13 - GUARANTY:

13.1 The CONTRACTOR shall guarantee all materials and equipment furnished and Work

performed for a period of one (1) year from the date of SUBSTANTIAL COMPLETION. The CONTRACTOR warrants and guarantees for a period of one (1) year from the date of SUBSTANTIAL COMPLETION of the system that the completed system is free from all defects due to faulty materials or workmanship and the CONTRACTOR shall promptly make such corrections as may be necessary by reason of such defects including the repairs of any damage to other parts of the system resulting from such defects. The OWNER will give notice of observed defects with reasonable promptness. In the event that the CONTRACTOR should fail to make such repairs or adjustments, in the Work that may be made necessary by such defects, the OWNER may do so and charge the CONTRACTOR the cost thereby incurred. The Performance Bond shall remain in full force and effect through the guarantee period.

ARTICLE 14 - PAYMENTS AND COMPLETION:

Payments to Contractors:

14.1 At least ten (10) days before each progress payment falls due (but not more often than once a month), the CONTRACTOR will submit to the ENGINEER a partial payment estimate filled out and signed by the CONTRACTOR covering the WORK performed during the period covered by the partial payment estimate and supported by such data as the ENGINEER may reasonably require. If payment is requested on the basis of materials and equipment not incorporated in the Work but delivered and suitably stored at or near the site, the partial payment estimate shall also be accompanied by such supporting data, satisfactory to the OWNER. The ENGINEER will, within ten (10) days after receipt of each partial payment estimate, either indicate in writing his approval of payment and present the partial payment estimate to the OWNER, or return the partial payment estimate to the CONTRACTOR indicating in writing his reasons for refusing to approve payment. In the latter case, the CONTRACTOR may make the necessary corrections and resubmit the partial payment estimate. The OWNER will, within sixty (60) days of presentation to him of an approved partial payment estimate, pay the CONTRACTOR a progress payment on the basis of the approved partial payment estimate. The OWNER may retain a portion of the amount otherwise due the CONTRACTOR. Except as State law otherwise provides, the amount the OWNER retains shall be limited to the following:

14.1.1 Withholding of not more than 10 percent of the payment claimed until work is 50 percent complete;

14.1.2 When Work is 50 percent complete, reduction of the withholding to 5 percent of the dollar value of all Work satisfactorily completed to date, provided that the CONTRACTOR is making satisfactory progress and there is no specific cause for greater withholding;

14.1.3 When the Work is substantially complete (operational or beneficial occupancy), the withheld amount shall be further reduced below 5 percent to only that amount necessary to assure completion.

14.1.4 The OWNER may reinstate up to 10 percent withholding if the OWNER determines, at its discretion, that the CONTRACTOR is not making satisfactory progress or there is other specific cause for such withholding.

Contractor's Warranty of Title:

14.2 The CONTRACTOR warrants and guarantees that title to all work, materials and equipment covered by an Application for Payment, whether incorporated in the Project or not, will have passed to the OWNER prior to the making of the Application for payment, free and clear of all liens, claims, security interests and encumbrances (hereafter in these General Conditions referred to as "Liens") and that no work, materials or equipment covered by an Application for Payment will have been acquired by the CONTRACTOR or by any other person performing the Work at the Site or furnishing materials and equipment for the Project, subject to an agreement under which an interest therein or encumbrance thereon is retained by the seller or otherwise imposed by the CONTRACTOR or such other person.

Approval of Payments:

14.3 The ENGINEER'S approval of any payment requested in an Application for Payment shall constitute a representation by him to the OWNER, based on the ENGINEER'S on-site observations of the Work in progress as an experienced and qualified design professional and on his review of the Application of Payment and the supporting data, that the Work has progressed to the point indicated; That, to the best of his knowledge, information and belief, the quality of the Work is in accordance with the Contract Documents (subject to an evaluation of the Work as a functioning Project upon Substantial Completion, to the results of any subsequent tests called for in the Contract Documents and any qualifications stated in his approval), and that the CONTRACTOR is entitled to payment of the amount approved. However, by approving any such payment, the ENGINEER shall not thereby be deemed to have represented that he made exhaustive or continuous on-site observations to check the quality or the quantity of the Work, or that he has reviewed the means, methods, techniques, sequences, and procedures of construction or that he has made any examination to ascertain how or for what purpose the CONTRACTOR has used the moneys paid or to be paid to him on account of the Contract Price, or that title to any Work, materials, or equipment has passed to the OWNER free and clear of any Liens.

14.4 The CONTRACTOR shall make the following certification on each request for payment: "I hereby certify that the labor and materials listed on this request for payment has been used in the construction of this work or that all materials included in this request for payment and not yet incorporated into the construction are now on the site or stored at an approved location; and payment received from the last request for payment has been used to make payments to all first tier subcontractors and suppliers except as listed below."

14.5 The ENGINEER'S approval of final payment shall constitute an additional

representation by him to the OWNER that the conditions precedent to the CONTRACTOR'S being entitled to final payment as set forth in paragraph 14.11 have been fulfilled.

14.6 The ENGINEER may refuse to approve the whole or any part of any payment if, in his opinion, he is unable to make such representations to the OWNER. He may also refuse to approve any such payment, because of subsequently discovered evidence or the results of subsequent inspections or tests nullify any such payment previously approved, to such extent as may be necessary in his opinion to protect the OWNER from loss because:

14.6.1 The Work is defective, or completed Work has been damaged requiring correction or replacement,

14.6.2 The Work for which payment is request cannot be verified,

14.6.3 Claims or Liens have been filed or there is reasonable evidence indicating the probable filing thereof,

14.6.4 The Contract Price has been reduced because of Modifications,

14.6.5 The OWNER has been required to correct defective Work or complete the Work in accordance with paragraph 13.1,

14.6.6. Of unsatisfactory prosecution of the Work, including failure to clean up as required by paragraphs 6.29 and 6.30,

14.6.7. Of persistent failure to cooperate with other contractors on the Project and persistent failure to carry out the Work in accordance with the Contract Documents,

14.6.8. Of liquidated damages payable by the CONTRACTOR or,

14.6.9. Of any other violation of, or failure to comply with, the provisions of the Contract Documents.

14.7 Prior to Substantial Completion, the OWNER, with the approval of the ENGINEER and with the concurrence of the CONTRACTOR, may use any completed or substantially completed portions of the Work. Such use shall not constitute and acceptance of such portions of the Work.

14.8 The OWNER shall have the right to enter the premises for the purpose of doing work not covered by the Contract Documents. This provision shall not be construed as relieving the CONTRACTOR of the sole responsibility for the care and protection of the Work, or restoration of any damaged Work, except such as may be caused by agents or employees of the OWNER.

14.9 Upon completion and acceptance of the Work, the ENGINEER shall issue a certificate attached to the final payment request that the Work has been accepted by him under the conditions of the Contract Documents. The entire balance found to be due the CONTRACTOR, including the retained percentages, but except such sums as may be lawfully retained by the OWNER, shall be paid to the CONTRACTOR within sixty (60) days of completion and acceptance of the Work.

14.10 The CONTRACTOR will indemnify and save the OWNER or the OWNER'S agents harmless from all claims growing out of the lawful demands of Subcontractors, laborers, workmen, mechanics, material men, and furnishers of machinery and parts thereof, equipment, tools, and all supplies, incurred in the furtherance of the performance of the Work. The CONTRACTOR shall, at the OWNER'S request, furnish satisfactory evidence that all obligations of nature designated above have been paid, discharged, or waived. If the CONTRACTOR fails to do so the OWNER may, after having notified the CONTRACTOR, either pay unpaid bills or withhold from the CONTRACTOR'S unpaid compensation a sum of money deemed reasonably sufficient to pay any and all such lawful claims until satisfactory evidence is furnished that all liabilities have been fully discharged whereupon payment to the CONTRACTOR shall be resumed, in accordance with the terms of the Contract Documents, but in no event shall the provisions of this sentence be construed to impose any obligations upon the OWNER to either the CONTRACTOR, any payment so made by the OWNER shall be considered as a payment made under the Contract Documents by the OWNER to the CONTRACTOR and the OWNER shall not be liable to the CONTRACTOR for any such payments made in good faith.

Acceptance of Final Payment as Release:

14.11 The acceptance by the CONTRACTOR of final payment shall be and shall operate as a release to the OWNER of all claims and liability to the CONTRACTOR other than claims in stated amounts as may be specifically excepted by the CONTRACTOR for all things done or furnished in connection with this Work and for every act and neglect of the OWNER and others relating to or arising out of this Work. Any payment however, final or otherwise, shall not release the CONTRACTOR or his sureties from any obligations under the Contract Documents or the Performance Bond and Payment Bonds.

ARTICLE 15 - SUSPENSION OF WORK AND TERMINATION:

Owner May Suspend Work:

15.1 The OWNER may, at any time and without cause, suspend the Work or any portion thereof for a period of not more than ninety days by notice in writing to the CONTRACTOR and the ENGINEER which shall fix the date on which Work shall be resumed. The CONTRACTOR will be allowed an increase in the Contract Price or an extension of the Contract Time, or both, directly attributable to any suspension if he makes a claim therefore

as provided in Articles 11 and 12.

Work During Inclement Weather:

15.2 No Work shall be done under these Specifications except by permission of the OWNER when the weather is unfit for good and careful work to be performed. Should the severity of the weather continue, the CONTRACTOR, upon the direction of the OWNER, shall suspend all work until instructed to resume operations by the OWNER and the Contract Time shall be extended to cover the duration of the order. Work damaged during periods of suspension due to inclement weather shall be repaired and/or replaced by the CONTRACTOR. Any compensation for repairs or replacements shall be subject to approval of the OWNER.

Owner May Terminate:

15.3 If the CONTRACTOR is adjudged bankrupt or insolvent, or if he makes a general assignment for the benefit of his creditors, or if a trustee or receiver is appointed for the CONTRACTOR or for any of his property; or if he files a petition to take advantage of any debtor's act, or to reorganize under the bankruptcy or similar laws, or if he repeatedly fails to supply sufficient skilled workmen or suitable materials or equipment, or if he repeatedly fails to make prompt payments to Subcontractors or for labor, materials or equipment or he disregards laws, ordinances, rules regulations or orders of any public body having jurisdiction, or if he disregards the authority of the ENGINEER, or if he otherwise violates any provision of the Contract Documents, then the OWNER may without prejudice to any other right or remedy and after giving the CONTRACTOR and his surety seven days written notice, terminate the services of the CONTRACTOR and take possession of the Project and of all materials, equipment, tools, construction equipment and machinery thereon owned by the CONTRACTOR, and finish the Work by whatever method he may deem expedient. In such case the CONTRACTOR shall not be entitled to receive any further payment until the Work is finished. If the unpaid balance of the Contract Price exceeds the direct and indirect costs of completing the Project, including compensation for additional professional services, such excess shall be paid to the CONTRACTOR. If such costs exceed such unpaid balance, the CONTRACTOR or the Surety will pay the difference to the OWNER. Such costs incurred by the OWNER will be determined by the ENGINEER and incorporated in a Change Order.

15.4 Where the CONTRACTOR'S services have been so terminated by the OWNER, said terminations shall not affect any rights of the OWNER against the CONTRACTOR then existing or which may thereafter accrue. Any retention or payment of moneys by the OWNER due the CONTRACTOR will not release the CONTRACTOR from liability.

15.5 Upon seven days written notice to the CONTRACTOR and the ENGINEER, the OWNER may, without cause and without prejudice to any other right or remedy, elect to abandon the Project and terminate the Agreement. In such case, the CONTRACTOR shall be paid for all Work executed and any expense sustained plus a reasonable profit.

Removal of Equipment:

15.6 In the case of termination of this Contract before completion, for any cause whatever, the CONTRACTOR if notified to do so by the OWNER, shall promptly remove any part or all of his equipment and supplies from the property of the OWNER. Should the CONTRACTOR not remove such equipment and supplies, the OWNER shall have the right to remove them at the expense of the CONTRACTOR. Equipment and supplies shall not be construed to include such items for which the CONTRACTOR has been paid in whole or in part.

Contractor May Stop Work or Terminate:

15.7 If, through no act or fault of the CONTRACTOR, the Work is suspended for a period of more than ninety (90) days by the OWNER or under an order of court or other public authority, or the ENGINEER fails to act on any Application for Payment within thirty (30) days after it is submitted, or the OWNER fails to pay the CONTRACTOR any sum approved by the ENGINEER or awarded by court ruling within thirty (30) days of its approval and presentation, then the CONTRACTOR may, upon seven (7) days written notice to the OWNER and the ENGINEER, terminate the Agreement and recover from the OWNER payment for all Work executed and any expense sustained plus a reasonable profit. In addition and in lieu of terminating the Agreement, if the ENGINEER has failed to act on an Application for Payment or the OWNER has failed to make any payment as aforesaid, the CONTRACTOR may upon seven (7) days notice to the OWNER and the ENGINEER stop the Work until he has been paid all amounts then due.

Owner Furnished Equipment:

15.8 In case the OWNER furnishes equipment to the CONTRACTOR to install, but fails to deliver it to the CONTRACTOR as required and in case such failure causes the CONTRACTOR additional expense or need for extension of time, the CONTRACTOR may make such claims upon the OWNER and obtain adjustments as provided herein.

Liquidated Damages:

15.9 If the CONTRACTOR shall fail to complete the work within the contract time, or extension of time granted by the OWNER, then the CONTRACTOR will pay to the OWNER the amount for liquidated damages as specified in the Contract Documents for each calendar day that the CONTRACTOR shall be in default after the time stipulated in the Contract Documents.

ARTICLE 16 - DISPUTE SETTLEMENT:

16.1 All claims, disputes and other matters in question arising out of, or relating to, this Agreement or the breach thereof except for claims which have been waived by the making or acceptance of final payment as provided by paragraph 14.11, shall be decided in a court of competent jurisdiction.

ARTICLE 17 - MISCELLANEOUS:

17.1 Whenever any provision of the Contract Documents requires the giving of written notice it shall be deemed to have been validly given if delivered in person to the individual or to a member of the firm or to an officer of the corporation for whom it is intended, or if delivered at or sent by registered or certified mail, postage prepaid, to the last business address known to him who gives the notice.

17.2 If the OWNER fails to make payment sixty (60) days after approval by the ENGINEER, in addition to other remedies available to the CONTRACTOR, there shall be added to each such progress payment, interest at 1% per month commencing on the first day after said payment is due and continuing until the payment is received by the CONTRACTOR.

17.3 All Specifications, Drawings and copies thereof furnished by the ENGINEER shall remain his property. They shall not be used on another Project, and, with the exception of those sets which have been signed in connection with the execution of the Agreement, shall be returned to him on request upon completion of the Project.

17.4 The duties and obligations imposed by these General Conditions, and the rights and remedies available hereunder, and, in particular but without limitation, the warranties, guarantees and obligations imposed upon CONTRACTOR by paragraphs 6.36 and 14.3 and the rights and remedies available to OWNER and ENGINEER there under, shall be in addition to, and shall not be construed in any way as a limitation of, any rights and remedies available by law, by special guarantee or by other provisions of the CONTRACT DOCUMENTS.

17.5 Should the OWNER or the CONTRACTOR suffer injury or damage to its person or property because of any error, omission or act of the other or of any of his employee or agents or others for whose acts he is legally liable, claim shall be made in writing to the other party within a reasonable time of the first observance of such injury or damage.

17.6 The CONTRACT DOCUMENTS shall be governed by the law of the place of the Project.

Progress Charts and Requirements for Overtime Work

17.7 The CONTRACTOR shall within 5 days or within such time as determined by the OWNER after date of commencement of work prepare and submit to the OWNER for

approval a practicable schedule, showing the order in which the CONTRACTOR proposes to carry on the work, the date on which he will start the several salient features (including procurement of materials, plans and equipment) and the contemplated dates for completing the same. The schedule shall be in the form of a progress chart of suitable scale to indicate appropriately the percentage of work scheduled for completion at any time. The CONTRACTOR shall enter on the chart the actual progress at such intervals as directed by the OWNER and shall immediately deliver to the OWNER three (3) copies thereof. If the CONTRACTOR fails to submit a progress schedule within the time herein prescribed, the owner may withhold approval of progress payment estimates until such time as the CONTRACTOR submits the required progress schedule.

If, in the opinion of the OWNER, the CONTRACTOR falls behind the progress schedule, the CONTRACTOR shall take such steps as may be necessary to improve his progress and the OWNER may require him to increase the number of shifts, or overtime operations, days of work, or the amount of construction plant, or update the progress schedule to reflect increased production for meeting the completion date, or all of them, and to submit for approval such supplementary schedule or schedules in chart form as may be deemed necessary to demonstrate the manner in which the agreed rate of progress will be regained, all without additional cost to the OWNER.

Failure of the CONTRACTOR to comply with the requirements of the OWNER under this provision shall be grounds for determination by the OWNER that the CONTRACTOR is not prosecuting the work with such diligence as will insure completion within the time specified. Upon such determination the OWNER may terminate the CONTRACTOR'S right to proceed with the work or any separable part thereof in accordance with the clause of the contract entitled, "Termination for Default-Damages for Delay - Time Extensions.

Should the Contractor fail to complete the work within the specified time, or within any extra time allowed under these specifications, a sum of money, determined by the following schedule, shall be deducted from any funds due the Contractor, the Owner shall have the right recover the said sum or sums from the Contractor or from the surety, or from both. The amounts of these deductions are to cover the liquidated damages to the Owner incurred by additional or other expenses due to the failure of the Contractor to complete the work or any part of the work within the time specified, and such deductions are not to be considered penalties.

The damages indicated above shall be considered as liquidated damages for the loss to the Owner on account of the expense due to the employment of Engineers and their assistants and to any others expenses incurred after the expiration of the Contract time as determined by the Engineer.

MEASUREMENT AND PAYMENT

Measurement and Payment for the following bid items shall be as described and shall include all material, equipment, labor, testing, etc. to install and make operational a complete water system as detailed on the contract drawings and as specified in the contract documents.

DUCTILE IRON, PVC and HDPE WATER SYSTEMS

Payment for item shall include furnishing and installing all pipe, trenching, compaction of required bedding and backfill excavation, disposal of excess excavated material sheeting, shoring, bracing, dewatering, testing , fittings, reducers, flushing the system and related items not specifically covered under other pay items. The contract price shall be determined by the measured distance of pipe installed and accepted per linear foot.

STEEL CASING

Payment for installation of bored or open cut steel casing shall include furnishing and installing all steel pipe, spacers, end caps, excavating, compaction of backfill, disposal of excess excavated material, sheeting, shoring, bracing, dewatering, testing and related items not specifically covered under other pay items. Length shall be determined by the measured distance of casing pipe installed and accepted per linear foot.

CONNECTION ITEMS

Payment for connection items shall include installation of reducers, fittings, valve boxes, trenching, excavation, compaction of backfill, blocking, disposal of excess excavated material, sheeting, shoring bracing, dewatering, testing, flushing and related items not specifically covered under other pay items as depicted on the construction plans. Pay shall be determined per each.

GATE VALVES

Payment for installation of gate valves shall include furnishing gate valves, valve boxes, trenching, excavating, compaction of backfill, disposal of excess excavated material, sheeting, shoring, bracing, dewatering, testing, flushing and related items not specifically covered under other pay items as depicted on the construction plans. Pay shall be determined per each.

FIRE HYDRANT WITH APPURTENANCES

Payment for installation of fire hydrant with appurtenance shall include furnishing fire hydrant, gate valve, valve box, piping, trenching, excavating, compaction of backfill, blocking, disposal of excess excavated material, sheeting, shoring, bracing, dewatering, testing, flushing and related items not specifically covered under other pay items. Pay shall be determined per each to include fire hydrant, tees, gate valve, valve box, pipe and other miscellaneous items as required to provide an operational hydrant. Pay shall be determined

per each.

FIRE SUPPRESSION CONNNECTION

Payment for installation of fire suppression connection with appurtenance shall include furnishing tee, gate valve, valve box, piping, disconnection from existing system, connection to new system, trenching, excavating, compaction of backfill, blocking, disposal of excess excavated material, sheeting, shoring, bracing, dewatering, testing, flushing and related items not specifically covered under other pay items. Pay shall be determined per each to include tees, gate valve, valve box, pipe and other miscellaneous items as required to provide an operational fire suppression connection. Pay shall be determined per each.

SERVICE TAP

Payment for residential or commercial service tap shall include all fittings, corporation stop, curb stop, tubing, materials, labor and equipment to provide a new water service. Item shall include connection from new water line to existing water meter to remain. Completion of item shall be a fully functional water service. Item shall be paid per each.

SERVICE TUBING (BORED):

Payment for installation of service tubing bored shall include furnishing and installing service tubing under existing asphalt, concrete or other area determined by the engineer to remain in place. Item shall include all boring, excavating, compaction of backfill, disposal of excess excavated material etc to install service tubing as bored. Pay shall be measured from edge to edge of existing concrete or asphalt and paid per linear foot.

RESIDENTIAL METER

Payment for residential meter shall include all components, labor and equipment for a fully operational water meter. Meter shall meet the requirements of the plans and specifications and function fully within the existing system. Item shall include meter, box and any necessary fittings and shall be paid per each.

REMOVAL OF FIRE HYDRANT WITH APPURTENANCES

Payment for removal of fire hydrant with appurtenance shall include removal of existing fire hydrant, gate valve, piping, trenching, excavating, compaction of backfill, blocking, disposal of excess excavated material, sheeting, shoring, bracing, dewatering and related items not specifically covered under other pay items to fully remove an existing fire hydrant. Pay shall be determined per each to include fire hydrant, tees, gate valve, pipe and other miscellaneous items as required to remove, secure and transport to an area designated by the owner. Pay shall be determined per each.

ABANDONMENT OF EXISTING WATER MAIN

Payment for item shall include furnishing and installing flowable fill concrete in designated pipe locations as shown on the construction drawings to abandon existing water line pipe. Pay shall include all pumping, concrete, plugs, etc to fully fill the abandoned water main. The contract price shall be determined by the measured

distance of pipe abandoned and accepted per linear foot.

REMOVE AND REST EXISTING STORM DRAIN

Payment for item shall include removal of existing storm sewer components to allow installation of the water system components. Item shall include all materials, labor, and equipment necessary to remove existing structures without damage and reset in the proper location. Should damage to the existing drainage structure be the result of improper removal, a new structure shall be provided by the contractor at no cost to the owner. The contract price shall be determined by the percentage of the project complete and paid by lump sum.

SELECT FILL MATERIAL:

Payment for installation of select fill shall include furnishing and installing granular material as specified in the contract documents and as directed by the Engineer. The unit measurement shall be loose vehicular measurement, L.V.M. Pay shall be determined per cubic yard.

ASPHALT PAVEMENT REPAIR

Payment for asphalt repair shall include furnishing and installing asphalt pavement as specified in the plans and specifications. Item shall include material, haul, placement compaction and testing necessary to meet the plans and specifications. Payment shall be per ton.

CONCRETE PAVEMENT REPAIR

Payment for concrete pavement repair shall include furnishing and installing concrete pavement as specified in the plans and specifications. Item shall include forming, material, haul, placement compaction and testing necessary to meet the plans and specifications. Payment shall be per square yard.

CONCRETE CURB AND GUTTER

Payment for concrete curb and gutter shall include removal, grading, forming, materials, placement, compaction and testing necessary to match existing curb and gutter. Item shall be paid per linear foot.

TEMPORARY EROSION CONTROL

Payment for erosion control shall include furnishing, installing and maintaining silt fence or other erosion control measures as required by current Mississippi Department of Environmental Quality standards. Erosion control measures shall be installed and maintained as planned by the contractor or as directed by the Engineer to prevent erosion under or excess siltation within 24 hours of a rain event. The unit measurement shall be lump sum and includes any required maintenance.

GRASSING

Basis of payment shall include the vegetation schedule as noted and shall be according

to the Mississippi Standard Specifications for Road and Bridge Construction, Latest Edition. The unit of measurement shall be lump sum.

MAINTENANCE OF TRAFFIC

Payment for maintenance of traffic will be lump sum. Item shall include all materials, labor and equipment to maintain traffic based on the current MUTCD or as required by the Engineer.

MOBILIZATION

Payment for mobilization shall enable contractor to assemble materials, equipment, etc. on site to prepare for construction. The unit measurement shall be lump sum. Mobilization shall be paid 50 percent at 5 percent of construction complete and 100 percent at 25 percent of construction complete.

WATER SYSTEMS

1) GENERAL

a) This item shall consist of furnishing all of the necessary materials, supervision, labor, tools, equipment and incidentals, and the installation of various types and sizes of water pipe and related items in accordance with the contract drawings and specifications, as stated in the Proposal.

2) APPLICABLE PUBLICATIONS

a) The following publications form a part of these specifications and where referred to by basic designation only, are applicable to the extent indicated. The latest editions of the publications referenced shall apply to the work.

i) AMERICAN SOCIETY FOR TESTING AND MATERIALS (ASTM)

A 139 Electric-Fusion (Arc) welded steel pipe (sizes 4 inch and over).

A 252 Welded and Seamless steel pipe piles.

C 31 Making and Curing Concrete Compressive and Flexural Strength Test Specimens in the Field.

C 33 Concrete Aggregates

C 39 Test for Compressive Strength of Cylindrical Concrete Specimens.

D 2922 Density of Soil Aggregate in place by the clear Method (shallow depths).

ii) AMERICAN NATIONAL STANDARDS INSTITUTE (ANSI)

21.10 Gray Iron and Ductile Iron Fittings, 3 inch through 48 inch for Water and other Liquids.

21.11 Rubber Gasket Joints for Cast Iron and Ductile Iron Pressure Pipe and Fittings.

21.50 Ductile Iron Pipe, Centrifugally Cast in Metal Mods or Sand-line Molds, for Water or other Liquids.

iii) AMERICAN WATER WORKS ASSOCIATION (AWWA)

C 104 Cement-Mortar Lining for Cast Iron Pipe and Fittings for Water and Other Liquids.

C 106 Cast Iron Pipe Centrifugally Cast in Metal Molds, for water and other Liquids.

C 110 Gray Iron and Ductile Iron Fittings, 3 inch through 48 inch, for Water and Other Liquids.

C 111 Rubber Gasket Joints for Cast Iron and Ductile Iron Pressure Pipe and Fittings.

C 150 Ductile Iron Pipe, Centrifugally Cast in Metal Molds or Sand-Lined Molds, for Water or other Liquids.

iv) AMERICAN ASSOCIATION OF STATE HIGHWAY & TRANSPORTATION OFFICIALS (AASHTO)

T-88 Particle Size Analysis of Soils.

T-89 Determining the Liquid Limit of Soils.

T-90 Determining the Plastic Limit and Plasticity Index of Soils.

T-99 Moisture Density Relations of Soils Using a 5.5 lb. Rammer and 12 inch Drop.

T-191 Density of Soil In-Place by the Sand-Cone Method.

v) MISSISSIPPI DEPARTMENT OF TRANSPORTATION

Standard Specifications for Road and Bridge Construction 1990 Edition.

3) SUBMITTALS

a) The following submittals shall be required for the respective materials used in the work. All submittals shall be submitted through the Contractor to the Engineer.

i) Ductile Iron Pipe: The following submittals shall be required for ductile iron pipe systems utilized on the project. The Contractor shall furnish manufacturer's certificates certifying that the pipe and fittings conform to the requirements as specified hereinafter under Article 4.0, Materials. In addition, the submittals shall include the following:

(1) Joints: The following shall be required for ductile iron joints.

(2) Drawings or Manufacturer's Catalogue data indicating dimensions and tolerance.

(3) Gaskets shall be tested in accordance with the respective standards as indicated in ANSI 21.11 and results shall be included in the submittals. Test shall be for similar materials on the gaskets and be not more than one year old.

(4) Mechanical Joints: Should the Contractor elect to use mechanical joints in lieu of push-on joints, manufacturer's data shall be submitted in accordance with the "Special Requirements for the Mechanical Joint" as stated in ANSI 21.11 (AWWA C 111).

ii) Ductile Iron Pipe Submittal Shall Include the Results of:

(1) Tension Test

(2) Impact Test

(3) Low Temperature Impact Test
Sampling procedure shall be as indicated in ANSI 21.51.

b) PVC Pipe: The Contractor shall furnish manufacturer's certificates certifying that the pipe and fittings conform to the requirements of these specifications and appropriate construction drawings.

4) MATERIALS - WATER SYSTEM

a) Ductile Iron Pipe:

i) Ductile iron pipe shall be designed in accordance with the latest revision of ANSI/AWWA C51/A21.51), rated working pressure of 350 psi plus a100 psi surge allowance; a 2 to 1 safety factor on the sum of working pressure plus surge pressure in Type 3 laying condition with a depth of cover as required per plans.

ii) Pipe shall have standard asphaltic coating on the exterior. Pipe also shall have a cement mortar lining on the interior in accordance with the latest revision of ANSI/AWWA C104/A21.4. If corrosion protection is required, polyethylene encasement shall be installed prior to the pipes installation in accordance with ANSI/AWWA C105/A21.5-88.

iii) All non-restrained pipe shall be furnished with push-on type joints such as "Fastite," or equal. Joints shall be in accordance with the latest revision of ANSI/AWWA C111/A21.11 and shall be furnished complete with all necessary accessories.

iv) Where restrained joint pipe is required, "Fast Grip", "Flex-Ring:, or "Field Flex-Ring" or approved equal shall be used. The length of restrained pipe shall be as tabulated or noted on the plans.

v) Ductile iron fittings shall conform to the latest revisions of either ANSI/AWWA C110/A21.10 or ANSI/AWWA C153/A21.53. Fittings, linings, and coatings shall be as specified for the pipe above.

vi) All pipe, fittings and accessories shall be installed and tested in accordance with the latest revision of AWWA C600. Newly installed ductile iron water mains shall be disinfected in accordance with the latest revision of AWWA C651 prior to placing in service.

b) PVC Pipe

i) PVC pipe for this project shall be PVC, C-900, Class 200. This standard covers the installation of Pressure Class 100, 150 and 200 PVC pipe complying with AWWA Standard C-900-89. PVC pipe shall bear the National Sanitation seal for potable water.

ii) The pipe shall be equipped with a push on joint in a single elastomeric gasketed joint. It is assembled by positioning the elastomeric gasket in the annular groove of the bell and inserting the spigot end of the pipe into the bell. The spigot end of the pipe compresses the gasket radially to form a positive seal. The gasket and annular groove are designed, sized and shaped so that the gasket will resist displacement. Care shall be taken so that only the correct elastomeric gasket, compatible with the annular groove of the bell, is used. Insertion of the elastomeric gasket in the annular groove of the bell must be in accordance with the manufacturer's recommendations.

c) Gate Valves:

i) Where indicated on the Plans or directed by the ENGINEER, the CONTRACTOR shall furnish and install gate valves as hereinafter specified.

ii) All gate valves shall be cast iron mechanical joint, Mueller A-2360, equivalent or better. All gate valves shall be furnished with O-ring packing and 2" square operating nut, AWWA 200lb., for cast iron water main.

iii) Valve boxes shall be cast iron top and bottom. Extension pieces shall be provide as required.

iv) Payment for furnishing and installing gate valves with box shall be made at the contract unit price per valve according to type and size as listed in the proposal.

v) All valves will be set at a perfect 90 degree angle from level pipe, (perpendicular) so as to be easily accessible through properly set valve box as per specifications above.

vi) The CONTRACTOR shall furnish and install either a two-piece or three-piece, slip type, cast iron valve box over each gate valve. Valve boxes will be set over valve operating nut, centered so as to be easily accessible with a valve operating wrench or key. They will be set to correspond with the finished grade of street, lot, or easement. No dirt will be left in box; box will not rest directly on valve body.

d) Fittings, Valves and Hydrants, etc.

i) All fittings, valves and valve boxes, hydrants, and other appurtenances are to be set at the points indicated on the plans, or as directed by the ENGINEER, and omission to do so shall be corrected by the CONTRACTOR without extra cost to the OWNER.

ii) All fittings shall either be Ductile Iron Compact (ANSI/AWWA C153/A21.53) or Cast Iron (ANSI/AWWA-C110/A21-10) and shall have mechanical joint ends and mechanical joint restraints (Series 1120) and shall be incorporated in the design of the follower gland and shall include a restraining mechanism which, when actuated, imparts multiple wedging action against the pipe, increasing its resistance as the pressure increases. Flexibility of the joint shall be maintained after burial. Glands shall be manufactured of ductile iron conforming to ASTM A 536-80. Restraining devices shall be of ductile iron heat treated to a minimum hardness of 370 BHN. Dimensions of the gland shall be such that it can be used with the standardized mechanical joint bell and tee-head bolts conforming to ANSI/AWWA A21.11 and ANSI/AWWA C153/A21.53 of latest revision. Twist-off nuts shall be used to insure proper actuating of the restraining devices.

iii) The mechanical joint restraint device shall have a working pressure of a least 250 psi with a minimum safety factor of 2:1 and shall be EBAA Iron., MEGALUG or equal.

iv) To improve the sealing capacity, the gaskets for all mechanical joints conforming to the requirements of ANSI/AWWA C110/A/21.10, C111/A21.11, or C153/A21.53 shall be of a design that causes the gasket to deflect approximately 30% during assembly of the mechanical joint. The gasket material shall conform to the requirements of ANSI/AWWA C111/A21.11, Section 1-6.4 of the latest revision. Mechanical joint gaskets shall be EBAA Iron's EBAA Seal- Improved Mechanical Joint Gasket or approved equal.

v) Fittings (bends, tees, plus, and caps) shall be securely braced by mechanical joint restraints, as

indicated on the Plans, to prevent the possibility of blowing off under pressure. And a full length of pipe shall be installed on each end of the fitting. Then cut pieces can be installed beyond the full lengths of pipe.

vi) The prices bid furnishing and installing valves, fittings, etc., shall include compensation for furnishing mechanical joint restraints as required at beds, tees, plugs and caps. No separate or extra compensation will be allowed for any of the above specified incidental work or material.

e) Plugs and Caps

i) Where indicated on the Plans, or as directed by the ENGINEER, the CONTRACTOR shall install plugs for anticipated future extensions by placing a branch fitting (tee or cross) in the line and plugging the unused branch or branches. In general, such plugs will be located at street intersections where present plans provided lines running in only two or three directions from the intersections and where, in the opinion of the ENGINEER, a connection may be required for future extension. Where "deadend" lines are installed, the ends of such lines shall be plugged or capped as required.

ii) For the various hot taps required according to the plans, and up to 12 inches, the JCM 432, stainless Tapping Sleeve shall be required. The CONTRACTOR shall furnish all materials for these various taps and the OWNER will actually make the tap.

f) Casing Pipe: Steel pipe utilized as casing at locations shown on the Contract Drawings shall be new round piling pipe conforming to the requirements of ASTM A 252 or A 139. Casing diameter shall be adequate to allow pushing of the specified diameter of water pipe and make proper connections at the ends. Minimum Wall Thickness for steel casing is 0.375 inch.

g) Wash Gravel Bedding Material: Select Granular material for pipe bedding shall be coarse concrete aggregate. The coarse concrete aggregate shall conform to the gradation sizing Number 467 specified in Table 2 of ASTM Standard Specification C-33. (See Following Table.)

SIZE No. 467

Nominal Size (Sieves w/Square Openings)	Percent Passing by Weight
2"	100
1-1/2"	95—100
¾"	35—70
3/8"	10—30
No. 4	0—5

h) Stabilization Material: Stabilization Material shall be a pit run mixture of sand and gravel. The sand shall be hard, sharp and durable particles. All gravel shall pass a 1 - 1/2" sieve.

i) Concrete: Concrete shall be in accordance with the requirements of Technical Specifications – CONCRETE.

j) Select Backfill

i) General: The select material shall be composed of a natural or artificial mixture of sand, silt,

clay or soil binder or other material of satisfactory cementing value. The sand shall be hard, sharp, and durable particles, preferably siliceous. The binder shall be a grade of clay or other material having satisfactory cementing qualities and shall be homogenous in character, free from vegetable matter, clay balls or other deleterious substances that cannot be classed as serviceable base material.

ii) Gradation : Any coarse aggregate contained in the material shall pass the one and one-half (1-1/2); sieve and not more than thirty-five percent (35%) shall be retained in the Number 10 sieve. The plasticity index (P.I.) shall not exceed 12, nor shall the liquid limit exceed 30.

iii) The composite selected sand-clay material passing the Number 10 sieve shall conform to the following minimum and maximum gradation limits:

Sieve	Percent Passing by Weight
Number 40	40—85
Number 60	30—70
Number 270	8—30
Silt (.05 to .005 mm)	03—15
Clay (Passing .005 mm)	3--15

iv) Backfill: All other backfill shall consist of excavated material removed from the trench.

5) CONSTRUCTION

a) Earthwork

i) Site Preparation:

(1) Topsoil shall be stripped and stockpiled in accordance with Technical Specifications - Restoration of Roads, Driveways, Fences, Lawns, and other Grassed Areas.

(2) All vegetation such as brush, heavy sod, heavy growth of grass, decayed vegetative matter, rubbish and any other unsuitable material within the area of trenching shall be stripped or otherwise removed before the trenching is started, and in no case shall such objectionable material be allowed in the trench.

(3) Stripping operation shall be to a depth of not less than 6 inches in all cases.

b) Asphalt or Concrete Removal: Before trenching operations begin, the existing asphalt or concrete pavement shall be scored or cut to a proper depth to give a straight vertical edge when removed. The asphalt or concrete shall be disposed of offsite by the Contractor. While removing the asphalt or concrete in the trench line, never shall the adjacent asphalt be raised or pulled from its base.

c) Trenching:

i) The Contractor shall determine all requirements for trench dimensions, alignment, and grades. The trench shall be excavated in conformance with all federal, state and local regulations for the protection of the workmen. Shoring, sheeting and/or a moveable form shall be used as required to provide earth stability during the laying operations.

ii) The final excavation of the trench for the pipe installation shall be as indicated on the Plans. Minor variations in horizontal (within the permanent easement) or vertical alignment during construction shall be made during construction (with the Engineer's approval) to facilitate ease of installation and operation (due to potential conflicts; i.e., utility conflict) at no additional cost to the Owner except for additional piping, if any. The trench from the top of the pipe down to the bottom of the bedding shall be of a consistent width as indicated on the plans. Should the excavated width of the trench be larger than the design width, the Engineer may direct that a higher type or class of bedding be used; or other adjustments be made to increase the load carrying capacity of the pipe.

iii) The Contractor shall not excavate more trench in advance of pipe laying than is necessary to perform the work efficiently. No more than 100 feet of open trench shall be allowed unless approved by the Engineer.

iv) Excavated material shall be place in a manner that will not obstruct sidewalks, driveways, or other structures. Excavated material shall not be placed so as to surcharge the walls and jeopardize trench stability.

d) Disposal:

i) The Contractor shall satisfactorily dispose of all excess earth from excavations either in approved (by the Engineer) areas within the construction limits or away from the project in disposal sites obtained by the Contractor.

ii) The Contractor will be permitted to mound excess earth over the trench to a maximum depth of 12 inches above the original ground surface or finished grade where the trench is located in unimproved property. Wasting of excess excavated material will not be permitted within any road ROW. All material within the construction limits shall be placed so that natural drainage is maintained and the surface shall be graded to a smooth and uniform appearance. The disposal of waste and excess excavating materials, including hauling, handling, grading, and surfacing shall be subsidiary obligation of the contractor and no separate payment will be made. Therefore, the cost of such work shall be included in the Contract Unit Price for installation of water pipe.

e) Dewatering

i) The site shall be kept free of surface water at all times. The Contractor shall install drainage ditches and dikes and shall perform all pumping and other work necessary to divert or remove rainfall and other accumulations of surface water from the excavations. The diversion and removal of surface water performed in a manner that will prevent the accumulation of water behind temporary structures or at any other locations within the construction area where it may be detrimental. The Contractor shall provide, install, and operate sufficient trenches, sumps, pumps, hoses, piping, well points, deep wells, etc., necessary to depress and maintain the ground water level at least one foot below the base of the excavation during all stages of construction operations. The ground water table shall be lowered in advance of excavation and maintained a minimum of one foot below the lowest excavation subgrade made until the structure has sufficient has sufficient strength and weight to withstand horizontal and vertical soil and water pressures.

ii) Where groundwater is encountered, the Contractor shall make the effort necessary to secure a dry trench bottom before laying pipe. In sandy and in other suitable type soils, dewatering

shall be done by well pointing. If, in the opinion of the Engineer, the Contractor has failed to obtain an absolutely dry trench bottom by insufficient use of all known methods of trench dewatering, the Engineer may order the Contractor to excavate below grade and place not less than 6 inches of graded crushed stone fill material over the trench bottom to form trench drains to suitably located sumps and to remove the water by bailing or pumping. The graded crushed stone fill material shall be placed at the Contractor's own expense and shall be of such depth that there shall be not water in bell holes at the time of coupling pipe. All costs of equipment, labor, and materials required for dewatering shall be included in the bid price.

f) Bedding

i) The Contractor shall satisfactorily shape the trench area (to specified line, grade and cross section) to receive bedding material. The bottom of the trench shall be undisturbed soil. Should the Contractor over excavate the trench without direction from the Engineer, the trench shall be brought up to grade with select backfill and compacted to at least 90% of maximum laboratory density as measured by AASHTO T 99. Such additional work and materials for over excavation without direction of the Engineer shall be at the expense of the Contractor.

ii) Holes for the bells shall be provided at each joint in the subgrade or in the granular fill bedding material as required. The holes shall be no larger than necessary for joint assembly and assurance that the pipe barrel will lie flat on the material. The Contractor shall install the proper bedding for the respective type of pipe and depth of installation as shown in the details and schedules on the plans. When depths vary in a particular manhole run, the Contractor shall change bedding systems in accordance with the depth installation requirements.

iii) Stabilization Materials: When the subgrade is found to be unstable or to include ashes, refuse, organic material, or other unsuitable material, the Engineer may direct that the subgrade be over excavated to remove such material. The depths of over excavation shall be as directed by the Engineer. Stabilization material shall be placed into the over excavated area of the trench and shall be paid for in accordance with these specifications. Stabilization shall be compacted to at least 90% of maximum laboratory density in six inch lifts.

iv) Bedding Materials

(1) As detailed in the plans, bedding material shall be placed to the specified depth below the pipe and tamped to a minimum of 90% of maximum laboratory density as determined in accordance with AASHTO T 99. Following placement of pipe, additional bedding material shall be placed and consolidated under the haunches of the pipe. Special tools shall be required to work the material into place and leave no voids beneath the pipe. The bedding material shall be tamped along the spring line (or along the top of the bedding material as indicated) of the pipe to sufficiently compact the material insofar as practical.

(2) The Engineer may direct additional moisture be added to the bedding material to aid in the compaction effort. Mechanical tampers may be employed to aid the process. depending on the particular bedding required, additional bedding shall be added and tamped to a minimum of 90% of maximum laboratory density, with AASHTO T-99.

v) Select Backfill: Select backfill shall be placed in 6 inch lifts and tamped to a minimum laboratory density with AASHTO T-99. Overall depth of the select backfill shall be as directed by the Engineer.

vi) Normal Condition Bedding: Under normal conditions the trench bottom shall be undisturbed earth shaped to the specified line, grad, and cross section with proper bell holes at each joint to insure that pipe barrel lies flat on trench bottom. The bedding material will be selected native materials excavated from the trench and placed in two lifts. The first lift being placed up to the spring line of the pipe and extending out to the trench walls and hand tamped to a minimum of 90% of maximum laboratory density. Special care shall be used in placing and tamping bedding to insure no voids under the haunches of the pipe. The second lift shall extend to approximately 6" above pipe (Material permitting) and hand tamped to 90% density.

g) Backfilling: Upon completion of placement of select material the excavated materials shall be immediately placed back into the trench. Specific requirements are:

i) Backfill requirements for road crossings, parking lots, driveways, and sidewalks shall be in accordance with Technical Specifications - RESTORATION of ROADS, DRIVEWAYS, FENCES, LAWNS and OTHER GRASSED AREAS.

ii) Backfill requirements for unimproved areas (pastures, wooded areas) shall consist of placement and shaping of the soil in such a manner as to allow maximum natural consolidation. No compaction of the general backfill in the unimproved areas will be required, except that caused by conventional shaping equipment.

iii) No debris shall be used as backfill which has a volume in excess of one-half of one cubic foot or weight excess of 75 pounds.

h) Sheeting Removal: Wooden sheeting or other thick sheeting or shoring members which have been driven or otherwise placed along the trench walls to an elevation below the spring line of the pipe shall be cut off at the spring line or higher and left in place.

i) Grading and Grassing: Final grading and grassing shall be in accordance with Technical Specifications, "RESTORATION of ROADS, DRIVEWAYS, FENCES, LAWNS, and OTHER GRASSED AREAS."

j) Pipe Handling and Storage: Pipe shall be handled, staked, and stored in accordance with manufacturer's printed literature. The Contractor shall provide security as required to prevent damage by vandals. PVC pipe shall be shaded from sunlight for extended lengths of time. Pipe damaged during storage and handling shall be rejected.

k) Pipe Laying

i) Each pipe shall be laid true to line and grade and in such manner as to form a close concentric joint with the adjoining pipe and to prevent sudden offsets of the flow line. As the work progresses, the interior of the water shall be cleared of all dirt and superfluous materials of every description. Where cleaning after laying is difficult because of small pipe size, a suitable swab or drag shall be kept in the pipe and pulled forward past each joint immediately after the jointing has been completed. Trenches shall be kept free of water and pipe shall not be laid when the condition of the trench or the weather is unsuitable for such work. At times when work is not in progress, open ends of pipe and fittings shall be securely and satisfactorily closed so that no trench water earth or other substance will enter the pipe or fittings.

ii) The water main shall maintain a minimum of 30 inches of cover at all times.

iii) Pipe laying shall be performed in such a manner that no foreign material enters the pipe. The Engineer may require that before lowering pipe, heavy canvas bags be placed over each end, and left in place until joints are ready to be made. If water is in the trench, the seals shall remain in place until the trench is pumped completely dry. If conditions are unsuitable, no pipe shall be laid until satisfactory laying conditions are obtained in accordance with the above specified requirements.

l) Pipe Jointing: Piping shall be jointed in accordance with the manufacturer's printed recommendations. Gaskets shall be firmly set within the bells and grooves as required. The manufacturer's recommended lubricant or an approved equal shall be applied for slip type joints.

i) Ductile Iron Pipe Joint Construction: The installation and jointing of ductile iron pipe shall generally conform to the applicable provisions of AWWA Standard Specifications C-600 for pipe laying.

ii) Where mechanical joint pipe is used, the surfaces which come in contact with the gasket shall be thoroughly brushed with a wire brush just prior to assembly. The gasket should be brushed with soapy water prior to installation to remove loose dirt and to lubricate gasket as it is forced into its retaining space.

iii) When tightening bolts, it is essential that the gland be brought up toward the pipe flange evenly. The bolts should be partially tightened; the bottom bolt first, then the top; next the bolts on either side; and last, the remaining bolts. Overstressing of bolts to compensate for poor installation will not be permitted. Bolt torque shall be in accordance with manufacturer's specifications.

iv) All joints of whatever type shall be completely water tight after being subjected to the required tests.

m) Borings: Borings shall be accomplished in accordance with Mississippi State Highway Department Standards. The contractor shall provide all necessary sheeting, bracing, cribbing, supports and appurtenances to insure the proper line and grade throughout the entire length of the crossing.

i) Casing Pipe: Casing Pipe shall be installed as indicated on the Contract Drawings. Joints shall be completely welded to provide structural integrity and shall be watertight.

ii) Carrier Pipe: Carrier pipe may be any of the allowed options of piping. However, the piping and joints shall be capable of withstanding the stress exerted by pushing the pipe within the casing.

iii) Carrier Pipe Supports: Supports for the carrier pipe shall be as recommended by the manufacturer for such installation. Supports shall be spaced to adequately support the piping under all conditions.

iv) Casing Seal: The annulus between the casing and carrier pipe shall be sealed at each end by installing WMSON Type U end seals, as manufactured by T.D. Williamson, Inc. Tulsa, Oklahoma, or equal, in accordance with the instructions of the manufacturer of the seals.

6) **SEPARATION of WATER and SEWER MAINS:** The water and sewer specifications should state that the water line be constructed no less than 10 feet horizontally and 18" vertically with water line

over sewer line. If those conditions cannot be met then they will be decided on a case by case basis.

7) TESTING

a) Ductile Iron Pipe

i) Field Inspection: The Engineer shall perform visual inspection of the material prior to placement by the Contractor. The Engineer may make non-destructive tests to determine the soundness of the pipe. The Contractor shall assist the Engineer in handling and moving the pipe as required.

ii) Material Test: Material test shall be conducted during the manufacturing process and the results shall be included as part of the submittals. No other material test shall be required.

b) Steel Casing Pipe Material test shall be included as part of the submittal. No other material test shall be required.

c) Compaction Tests

i) Compaction tests shall be performed in accordance with AASHTO T 191 or ASTM D 2922. Maximum compaction shall be determined in accordance with AASHTO T 99.

ii) Compaction tests for water pipe related work shall not be less than as follows:

NUMBER of COMPACTION TESTS AASHTO T-99, AASHTO T-191, or ASTM D 2922		
Stabilization Material	1	One per 100 C.Y.
Bedding material	2	One per 600 L.F.
Tamped Backfill	2	One per 600 L.F.

d) Hydrostatic Testing

i) After the pipe has been laid, all newly laid pipe or any valved section thereof shall be subjected to a hydrostatic pressure of at least 1.5 times the working pressure at the point of testing and not less than 1.25 times the working pressure along the test section, for a minimum of 2 hours.

ii) And all tests shall be in accordance with AWWA Standard C600, Section 4.

iii) Allowable leakage shall be no more than that determined by the following formula:

$$L = \frac{SD\sqrt{P}}{133{,}200}$$

iv) In which L is the allowable leakage in gallons per hour; S is the length of pipe tested in feet; D is the nominal diameter of the pipe, in inches; and P is the average test pressure during the leakage test in pounds per square inch.

v) These tests are to be made a the Contractor's expense and he is to provide all necessary fittings, equipment, appliances and any other necessary items to conduct the tests in a manner satisfactory to the ENGINEER. All costs incidental to conducting these tests are to be included

in the prices bid for the various items of construction as no separate or extra compensation is to be allowed therefore. Record of testing is to be furnished to the OWNER.

8) CLEANING and STERILIZING

a) Before each section of work is placed in service, it shall be thoroughly flushed to remove any dirt or other foreign material from inside the lines; and the inside of the lines shall be sterilized by pumping into and though them as solution of chlorine of 50mg/l for 24 hours in such manner as to meet the requirements of the State Board of Health.

b) At least two (2) samples of chlorine free water, taken from each section shall be submitted to the State Board of Health for examination to determine if the system is free from organisms of the Coli-Aerogenes group. If such samples are not negative from organisms of the Coli-Aerogenes group, the system shall be disinfected and re-disinfected in a manner meeting the requirements of the State Board of Health, until the system is freed of contamination.

c) All water mains will be flushed, chlorinated and re-chlorinated until two (2) consecutive negative water samples are obtained by the Local Health Department. The samples shall be collected by the Certified Operator of the system or the Professional Engineer of the project.

d) The CONTRACTOR shall be responsible for the conduct of all of the above defined activities, and any and all costs incident thereto shall be included in the prices bid for the various items of construction as no separate or extra compensation is to be allowed therefore.

9) WATER SERVICE

a) Service pipe shall be ¾" Polyethylene Plastic tubing meeting the following specifications:

i.) 200 PSI and complying with AWWA standards when tested by methods ASTM 1599, copper tube size (O.D.) farmable for use with standard heavy duty waterworks brass flare fittings.

ii.) Tubing shall comply with the standards and bear the seal of the National Sanitary Foundation.

iii.) All connections and fittings shall be Ford brand.

10) TRACER WIRE

a) Materials

1. General

i.) All trace wire and trace wire products shall be domestically manufactured in the U.S.A.

ii.) All trace wire shall have HDPE insulation intended for direct bury, color coated per APWA standard for the specific utility being marked, green for Sewer.

2. Trace wire

i) Open Trench - Trace wire shall be #12 AWG Copper Clad Steel, High Strength with minimum 450 lb. break load, with minimum 30 mil HDPE insulation thickness.

ii) Directional Drilling/Boring - Trace wire shall be #12 AWG Copper Clad Steel, Extra High Strength with minimum 1,150 lb. break load, with minimum 30 mil HDPE insulation thickness.

iii) Pipe Bursting/Slip Lining - Trace wire shall be 7 x 7 Stranded Copper Clad Steel, Extreme Strength with 4,700 lb. break load, with minimum 50 mil HDPE insulation thickness.

3. Connectors

i.) All mainline trace wires must be interconnected in intersections, at mainline tees and mainline crosses. At tees, the three wires shall be joined using a single 3-way lockable connector. At Crosses, the four wires shall be joined using a 4-way connector. Use of two 3-way connectors with a short jumper wire between them is an acceptable alternative.

ii.) Direct bury wire connectors – shall include 3-way lockable connectors and mainline to lateral lug connectors specifically manufactured for use in underground trace wire installation. Connectors shall be dielectric silicon filled to seal out moisture and corrosion, and shall be installed in a manner so as to prevent any uninsulated wire exposure.

iii.) Non locking friction fit, twist on or taped connectors are prohibited.

4. Termination/Access

i.) All trace wire termination points must utilize an approved trace wire access box (above ground access box or grade level/in-ground access box as applicable), specifically manufactured for this purpose.

ii.) All grade level/in-ground access boxes shall be appropriately identified with "water" cast into the cap and be color coded.

iii.) A minimum of 2 ft. of excess/slack wire is required in all trace wire access boxes after meeting final elevation.

iv.) All trace wire access boxes must include a manually interruptible conductive/connective link between the terminal(s) for the trace wire connection and the terminal for the grounding anode wire connection.

v.) Grounding anode wire shall be connected to the identified (or bottom) terminal on all access boxes.

vi.) Service Laterals - Trace wire must terminate at an approved grade level/inground trace wire access box, located at the edge of the road right-of-way, and out of the roadway.

vii.) Hydrants – Trace wire must terminate at an approved above-ground trace wire access box, properly affixed to the hydrant grade flange. (affixing with tape or plastic ties shall not be acceptable)

viii.) Long-runs, in excess of 500 linear feet without service laterals or hydrants - Trace wire access must be provided utilizing an approved grade level/in-ground trace wire access box, located at the edge of the road right-of-way, and out of the roadway. The grade level/in-ground trace wire access box shall be delineated using a minimum 48" polyethylene marker post, color coded per APWA standard for the specific utility being marked.

5. Grounding

i.) Trace wire must be properly grounded at all dead ends/stubs

ii.) Grounding of trace wire shall be achieved by use of a drive-in magnesium grounding anode rod with a minimum of 20ft of #12 red HDPE insulated copper clad steel wire connected to anode (minimum 1.5 lb.) specifically manufactured for this purpose, and buried at the same elevation as the utility.

iii.) When grounding the trace wire at dead ends/stubs, the grounding anode shall be installed in a direction 180 degrees opposite of the trace wire, at the maximum possible distance.

iv.) When grounding the trace wire in areas where the trace wire is continuous and neither the mainline trace wire or the grounding anode wire will be terminated at/above grade, install grounding anode directly beneath and in-line with the trace wire. Do not coil excess wire from grounding anode. In this installation method, the grounding anode wire shall be trimmed to an appropriate length before connecting to trace wire with a mainline to lateral lug connector.

v.) Where the anode wire will be connected to a trace wire access box, a minimum of 2 ft. of excess/slack wire is required after meeting final elevation.

b. Installation

1. General

i.) Trace wire installation shall be performed in such a manner that allows proper access for connection of line tracing equipment, proper locating of wire without loss or deterioration of low frequency (512Hz) signal for distances in excess of 1,000 linear feet, and without distortion of signal caused by multiple wires being installed in close proximity to one another.

ii.) Trace wire systems must be installed as a single continuous wire, except where using approved connectors. No looping or coiling of wire is allowed.

iii.) Any damage occurring during installation of the trace wire must be immediately repaired by removing the damaged wire, and installing a new section of wire with approved connectors. Taping and/or spray coating shall not be allowed.

iv.) Trace wire shall be installed at the bottom half of the pipe and secured (taped/tied) at 5' intervals.

v.) Trace wire must be properly grounded as specified.

vi.) Trace wire on all service laterals/stubs must terminate at an approved trace wire access box located directly above the utility, at the edge of the road right-of-way, but out of the roadway. (See Trace wire Termination/Access)

vii.) At all mainline dead-ends, trace wire shall go to ground using an approved connection to a drive-in magnesium grounding anode rod, buried at the same depth as the trace wire. (See Grounding)

viii.) Mainline trace wire shall not be connected to existing conductive pipes. Treat as a mainline deadend, ground using an approved waterproof connection to a grounding anode buried at the same depth as the trace wire.

ix.) All service lateral trace wires shall be a single wire, connected to the mainline trace wire using a mainline to lateral lug connector, installed without cutting/splicing the mainline trace wire.

x.) In occurrences where an existing trace wire is encountered on an existing utility that is being extended or tied into, the new trace wire and existing trace wire shall be connected using approved splice connectors, and shall be properly grounded at the splice location as specified.

2. Water System

i.) A mainline trace wire must be installed, with all service lateral trace wires properly connected to the mainline trace wire, to ensure full tracing/locating capabilities from a single connection point.

ii.) Lay mainline trace wire continuously, by-passing around the outside of valves and fittings on the North or East side.

iii.) Trace wire on all water service laterals must terminate at an approved trace wire access box color coded blue and located directly above the service lateral at the edge of road right of way.

iv.) Above-ground tracer wire access boxes will be installed on all fire hydrants.

v.) All conductive and non-conductive service lines shall include tracer wire.

c. Prohibited Products and Methods

1. The following products and methods shall not be allowed or acceptable

i.) Uninsulated trace wire

ii.) Trace wire insulations other than HDPE

iii.) Trace wires not domestically manufactured

iv.) Non locking, friction fit, twist on or taped connectors

v.) Brass or copper ground rods

vi.) Wire connections utilizing taping or spray-on waterproofing

vii.) Looped wire or continuous wire installations, that has multiple wires laid side-by-side or in close proximity to one another

viii.) Trace wire wrapped around the corresponding utility

ix.) Brass fittings with trace wire connection lugs

x.) Wire terminations within the roadway, i.e. in valve boxes, cleanouts, manholes, etc.

xi.) Connecting trace wire to existing conductive utilities

d. Testing

1. All new trace wire installations shall be located using typical low frequency (512Hz) line tracing equipment, witnessed by the contractor, engineer and facility owner as applicable, prior to acceptance of ownership.

2. This verification shall be performed upon completion of rough grading and again prior to final acceptance of the project.

3. Continuity testing in lieu of actual line tracing shall not be accepted.

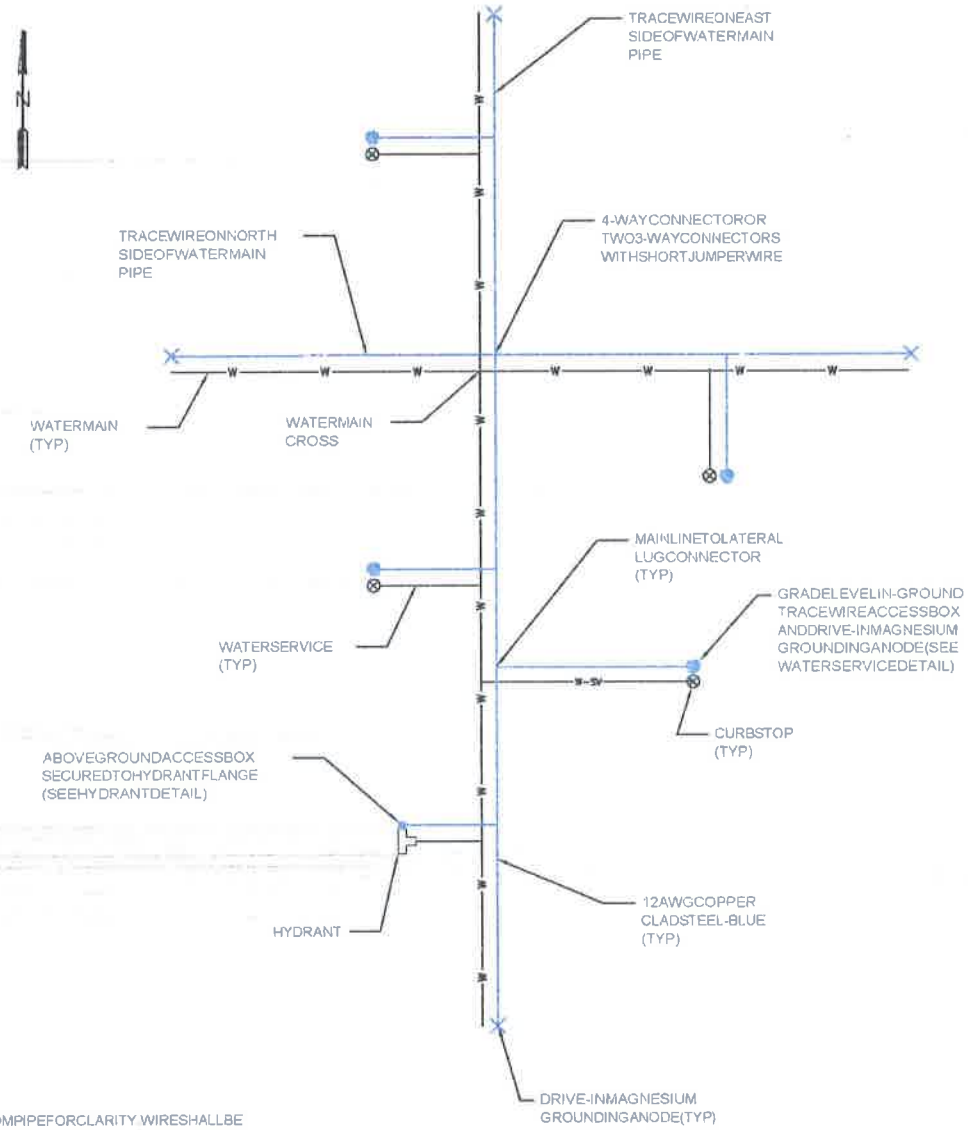

NOTES:
1. WIRESHOWNAWAYFROMPIPEFORCLARITY.WIRESHALLBE INSTALLEDONTHEBOTTOMSIDEOFTHEPIPEBELOWTHE SPRINGLINE THEWIRESHALLBEFASTENEDTOTHEPIPE WITHTAPEORPLASTICTIESAT5'INTERVALS

TRACEWIREPLAN(WATER)
NOSCALE

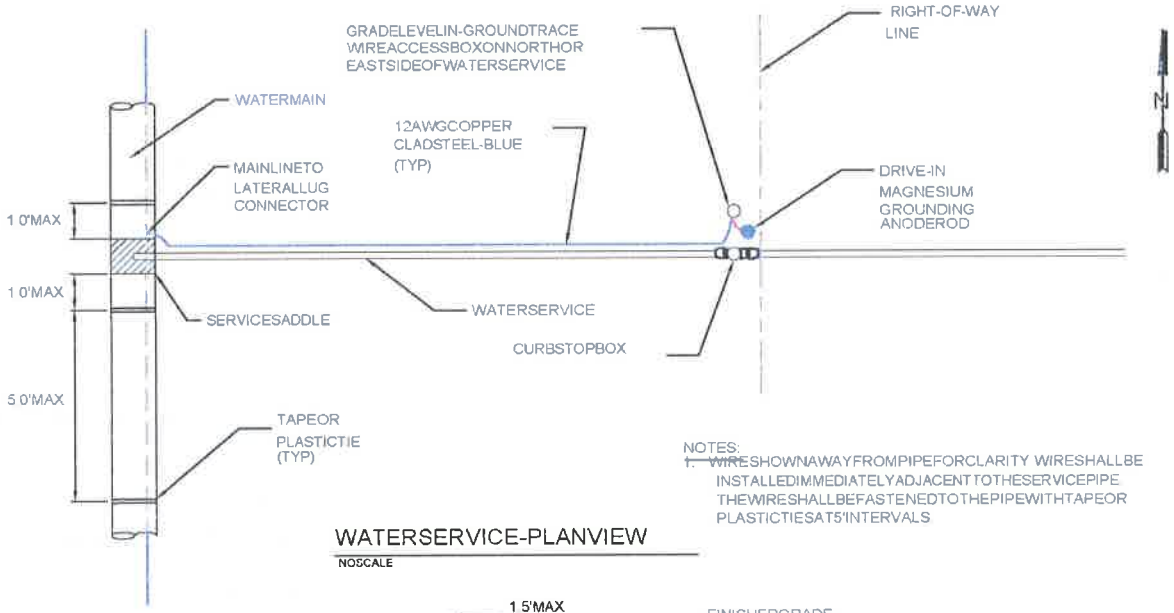

NOTES:
1. WIRESHOWNAWAYFROMPIPEFORCLARITY WIRESHALLBE INSTALLEDIMMEDIATELYADJACENTTOTHESERVICEPIPE. THEWIRESHALLBEFASTENEDTOTHEPIPEWITHTAPEOR PLASTICTIESAT5'INTERVALS

WATERSERVICE-PLANVIEW
NOSCALE

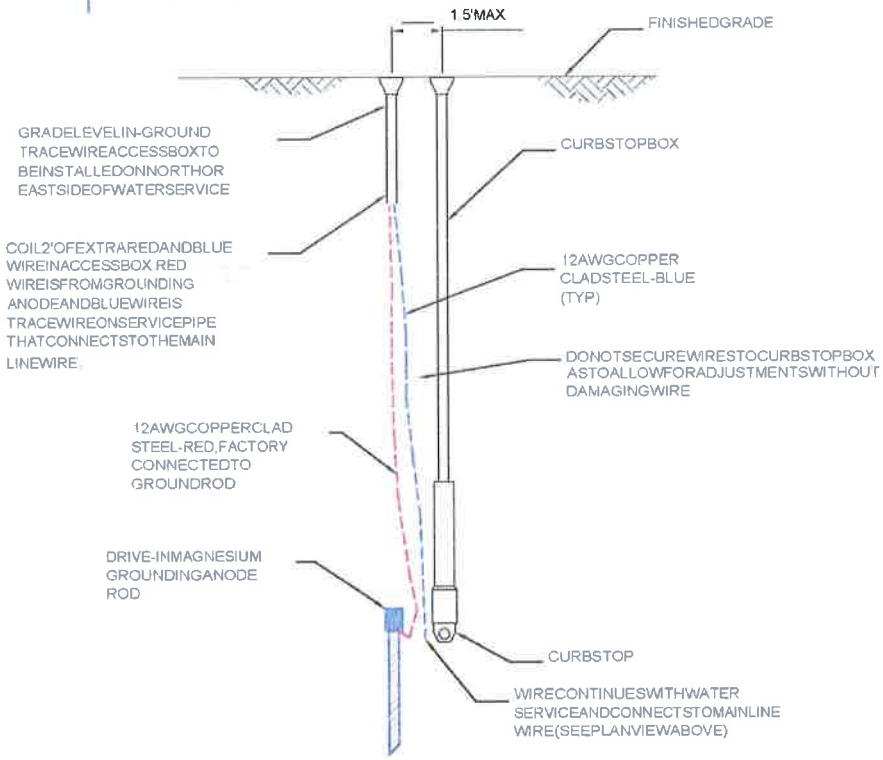

WATERSERVICE-SECTIONVIEW
NOSCALE

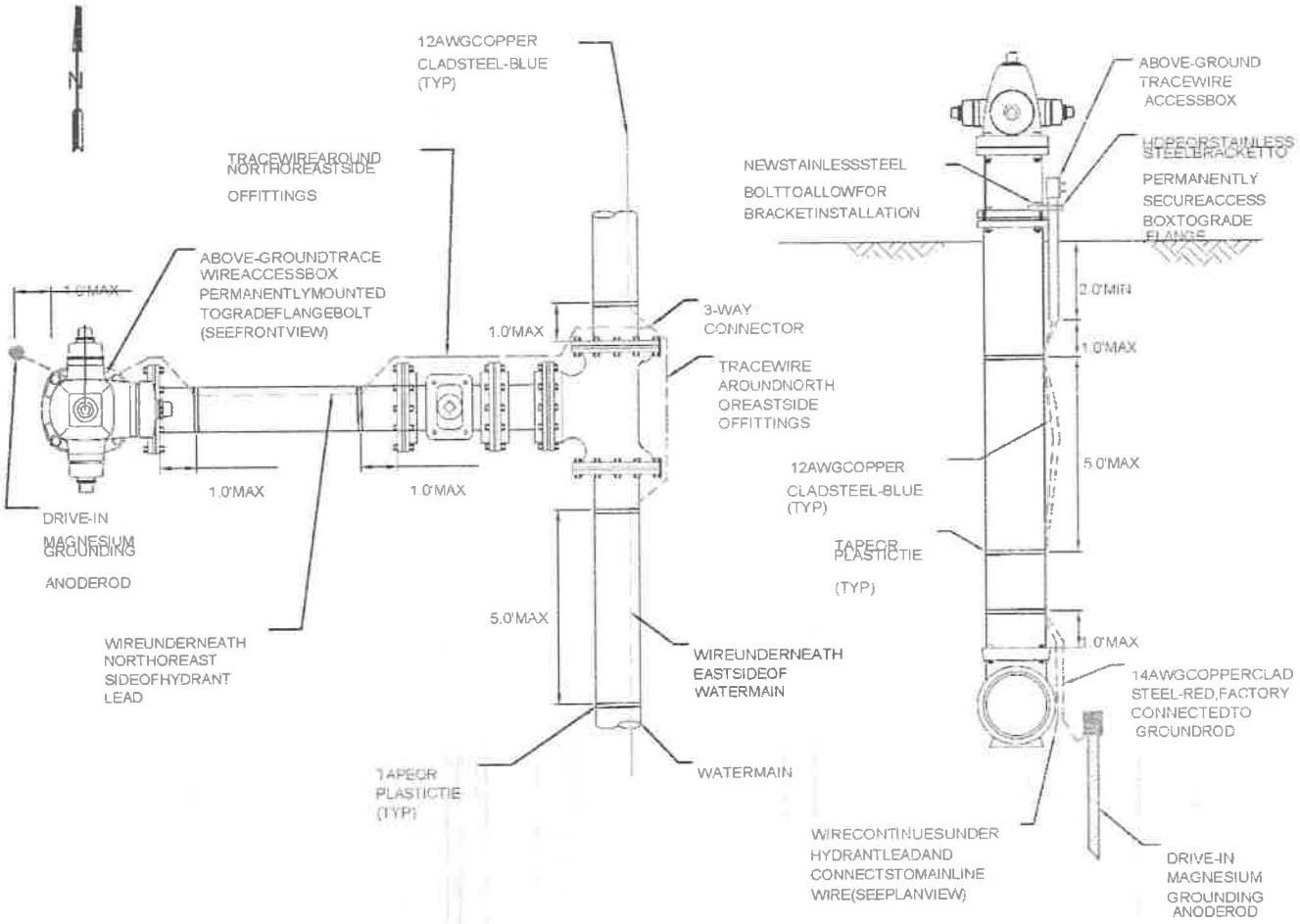

HYDRANT-PLANVIEW

NOSCALE

HYDRANT-SECTIONVIEW

NOSCALE

RESTORATION of ROADS, DRIVEWAYS, FENCES, LAWNS, and OTHER GRASSED AREAS

1) **GENERAL:** The work under this item of work shall consist of furnishing all necessary materials, labor, supervision, tools, equipment and incidentals for the restoration of roads, driveways, fences, lawns and other grassed areas so as to provide satisfactory repair to all damage caused by general construction work. It is the intent of these Specifications to restore all such features to the general conditions that existed prior to construction activity insofar as practical. It is not the intention of this Specification that trees, which must be cut and removed, be restored. The Contractor is expected to be familiar with the overall area and be satisfied as to the materials required and level of effort needed to accomplish such restoration in accordance with this Specification.

2) APPLICABLE PUBLICATIONS: The following publications form a part of this specification and where referred to by basic designation only, are applicable to the extent indicated. The latest editions of the publications referenced shall apply to the work:

a) AMERICAN ASSOCIATION of STATE HIGHWAY and TRANSPORTATION OFFICIALS (AASHTO):

i) T 99 The Moisture Density Relations of Soils Using a 5.5lg. (2.5 kg) Rammer and a 12-inch (305 mm) Drop

ii) T 167 Compressive Strength of Bituminous Mixture

iii) T 191 Density of Soil In-Place by the Sand-Cone Method

iv) T 230 Determining Degree of Pavement Compaction of Bituminous Aggregate Mixtures

b) AMERICAN SOCIETY for TESTING and MATERIALS (ASTM)

i) D 2922 Density of Soil and Soil Aggregate in Place by the Nuclear Method (shallow depths)

c) MISSISSIPPI DEPARTMENT of TRANSPORTATION (MDOT)

i) Standard Specifications for Road and Bridge Construction, 2004 Edition
ii) Manual on Uniform Traffic Control Devices for Streets and Highways (MUTCD)

3) **SUBMITTALS:** Mix Designs: Design mix will be provided by Contractor and approved by Engineer prior to production of asphalt.

4) **MATERIALS**

a) 4.1 Subbase and Base Courses: Subbase and base courses under paved areas shall be as specified in MSHD Specification, Section 300.

b) 4.2 Prime Coat: Prime coat shall consist of Grade MC-30 or Grade MS-70 in accordance with the applicable requirements of MDOT Specification Section 408.

c) Bituminous Pavement: Bituminous Pavement for roadway and parking areas, wearing and

binder courses shall consist of a mix in accordance with MDOT Specifications Section 403.

d) Materials shall conform to the following subsection of MDOT, Specifications Sections 702 and 703.

i) Bituminous Materials (AC-20) 702.01

ii) Aggregate

iii) BC-1 Binder Course

iv) SC-1 for Surface Course

v) Filler 703.14

vi) Topsoil: Topsoil shall be in accordance with Technical Specifications - SEEDING and SODDING.

vii) Seeding and Sodding: Seeding and sodding operations shall be in accordance with Technical Specifications -"SEEDING and SODDING."

5) **CONSTRUCTION**

a) Maintenance of Traffic

i) Prior to limiting or restricting traffic on any street or road, the Contractor shall obtain permission from the City of Hattiesburg. Through or local traffic shall at all times be accommodated by the use of temporary approaches, crossings or detours (if allowed by the City of Hattiesburg). Satisfactory (to the Property Owner) ingress and egress to any public or private property shall be properly maintained. Proper barricades, signs and detour signs shall be provided by the Contractor to adequately warn motorists of obstructions ahead. Lighted (flashing) barricades shall be used at night.

ii) Flagmen shall be provided to direct traffic around equipment and for one way movement of traffic around equipment and for one way movement of vehicles. The Contractor may have to stop construction and restore full traffic during certain rush hours.

iii) The Contractor shall at all times (unless otherwise permitted in writing by the City of Hattiesburg) maintain open one lane to traffic during construction operations and restore roadways to two-way traffic during non-construction hours.

b) Repair of Asphalt; Concrete Streets; Driveways; Parking Lots

i) Removal and Earthwork:

(1) The existing asphalt pavement shall be uniformly saw cut on straight lines and the material shall be removed. Other methods of cutting the existing asphalt surface which will result in a uniform straightedge similar to a sawed cut may be acceptable. Upon completion of the pipe laying, select backfill shall be placed in the excavation in maximum 8-inch lifts and compacted to at least 90% of maximum laboratory density to within one foot of the top subgrade and to 95% of maximum laboratory density in the upper one foot of the subgrade.

(2) Maximum density of typical select backfill material shall be determined in accordance

with AASHTO T 191 or ASTM D 2922. Portable mechanical tampers or vibratory compactors shall be used in the trenches. Rollers may be used at street level. Existing base and asphalt surfaces which become undermined during construction shall be removed until firm undisturbed subgrade is reached.

c) Asphaltic Base: Asphaltic base shall be constructed in accordance with MSHD Specification, Section 300.

i) Prime Coat: Prime coat shall be applied to exposed existing base material prior to overlay with asphaltic base course in accordance with MSHD Specification, Section 408.

ii) Tack Coat: Tack coat shall be applied to existing or new asphaltic wearing course and asphaltic base, or concrete which is to require asphalt wearing course.

iii) Asphalt Wearing Course: Placement and compaction of the bituminous pavement shall be in accordance with MSHD Specification Section 403.03.

iv) Utilities: All utility covers excavated during removal of streets, driveways, parking lots shall be restored to finished grade.

d) Driveways and Sidewalks:

i) Driveways and sidewalks shall be repaired in similar manner to the original construction. Asphalt drives shall be saw cut where required and repaired in accordance with Paragraph 6(b) of this Specification. Concrete drives shall be saw cut or removed to the next joint. The minimum thickness for concrete driveway repair is 6 inches and for sidewalks is four (4) inches.

ii) Concrete surfaces shall be properly tooled and receive a broom finish. Installation (if required) of new driveway drainage culvert shall be made only at the direction of the Engineer. The Contractor shall take all reasonable precautions to allow for reuse of existing drainage culverts.

e) Repair to Gravel Roads: Gravel roads shall be backfilled and compacted in accordance with Paragraph 6(b) of this Specification. The final surface shall consist of 12-inch in-place compacted clay gravel. Compaction shall be to 100% of maximum laboratory density in accordance with AASHTOT 99.

f) Repair to Lawns:

i) General: The Contractor shall exercise extreme care to minimize damage to improved lawns. Trees and shrubs within the limits of work shall be removed only for essential construction requirements. Any shrubs, which are removed or damaged, shall be replaced by satisfactory (to the Property Owner) planting by the contractor. Any grass seed areas, roads, streets, driveways, culverts, fences, water lines, metal boxes or other items (excluding trees unavoidably cut) which are damaged by the Contractor, shall be satisfactorily restored by Contractor. Acceptance of improved lawn repairs shall be based on the firm establishment of live stand of grasses and live growth of any replanted and acceptable shrubs. The Contractor shall water and fertilize such areas until healthy growth of grass (and shrubs, if applicable) are attained

ii) Grading: The surface areas shall receive finish grading so the finish topsoil surface (after settlement) will meet the existing contour grade of the area prior to construction. The natural drainage during and after construction shall not be altered so as to cause adverse

effects to adjoining properties.

iii) Topsoil: The Contractor shall strip topsoil and sod and stockpile for later use. Upon completion of trenching over the area. Additional topsoil shall be furnished if required (at no additional cost) to provide a uniform thickness of 3 inches. Lime at a rate of 1 - 1/2 tons per acre and fertilizer (13-13-13) at a rate of 800 pounds per acre shall be applied as needed to further establish grass growth.

iv) Grassing: Grass seed, sprigs, or sod similar to the existing lawn grasses shall be planted in accordance with the supplier's recommendations. Winter cover grasses such as rye grass shall be applied (in addition to planting the permanent grasses) if seeding, sprigging, or sodding is done at a time of year when the permanent grasses will not actively grow. The type(s) of permanent grasses shall be the same as the grass(es) in the damaged lawns. If the lawn repairs are accomplished between September 1 and March 1, the Contractor shall continue the restoration work during the next period of March 15 and April 5 and mow the grass and continue the restoration until satisfactory growth of the permanent grass (es) is obtained. Such additional restoration work shall include the 1 - 1/2 tons of lime per acre, application of 13-13-13 fertilizer at a rate of 800 pounds per acre and replanting and watering permanent grass as necessary to obtain satisfactory (to Engineer) growth. No time will be charged against the Contract Time for any such additional restoration work.

v) Sodding: Sodding shall be in accordance with Technical Specifications - SEEDING and SODDING.

g) Erosion Control:

i) During all phases of construction, the Contractor shall adequately protect all work from adverse erosion. Soil shall not be allowed to flow off the limits of work area. The Contractor shall employ the use of ditch checks, matting, temporary grass cover, blankets, or other measures to control erosion. The Contractor shall be responsible to correct damage caused by erosion.

ii) During the construction of this project, all work areas will be strictly monitored. All trench lines will be kept in excellent condition, all streets and drives will receive careful maintenance, keeping potholes and settled areas filled in. Dust control is essential and will also be strictly monitored.

h) General Grassing of Unimproved Areas

i) General: The Contractor shall seed and establish grass growth in all disturbed areas in unimproved areas (to include pastures and roadsides). Acceptance of the grass cover shall be based upon the firm establishment of a live stand of grass. The contractor shall water such grass if natural rainfall rails to adequately provide moisture. On slope and other areas subject to erosion, grassing shall be accomplished as soon as practical (within 48 hours unless weather is prohibiting) after finish grading operations.

ii) Grading: The surface area shall receive finish grading so the finish topsoil surface (after settlement) will meet the existing contour grade of the area prior to construction. The natural drainage during and after construction shall not be altered so as to cause adverse effects to adjoining properties.

iii) Topsoil: The Contractor shall remove existing topsoil and stockpile for later use. Upon completion of backfilling (to establish contours as before construction), the topsoil shall be uniformly spread back over the area. The Engineer may require additional topsoil be

SEEDING and SODDING

1) **DESCRIPTION:** This item consists of furnishing all labor, supervision, materials, tools, incidentals and equipment and performing all work for topsoiling, tilling, fertilizing, seeding, watering, and otherwise establishing, protecting and maintaining seeded and sodded areas as required by the Contract Drawings and these specifications, and including repair, refertilizing and reseeding as required until final inspection and acceptance of the project.

2) **SUBMITTALS:** Certificates for fertilizer, limestone, seed.

3) **MATERIALS**

a) Topsoil: Topsoil shall be the surface layer of soil that is stockpiled by the Contractor during stripping and/or excavation on the site. The topsoil shall be free of subsoil, clay, lumps, stones, brush or seed. Topsoil shall have a pH value of not less than 4.5 or more than 8.0.

b) Lime: Lime shall be ground limestone containing not less than 80% of total carbonates and shall be ground to such fineness that 80% will pass through a No. 10 mesh sieve and 40% will pass through a No. 40 mesh sieve.

c) Fertilizer: Fertilizer shall be water soluble commercial carriers of available plant food elements or combinations thereof, as stated herein and shall conform to the applicable state fertilizer laws. They shall be uniform in composition, dry, and free flowing materials in condition for application by suitable equipment. The fertilizer shall be delivered in standard bags or other convenient standard containers, each fully labeled with manufacturer's guaranteed analysis. Any fertilizer shall contain not less that the percentages by weight of the ingredients set out as follows: (1) Nitrogen, 13% (2) Phosphorous P O, 13%, (3) Potash K C, 13%. Invoices for fertilizer will show the kind and have analysis furnished.

d) Seed: Seeds with a minimum pure live seed content of 90% shall be used. They shall be of the best grade and of known vitality, purity, and germination and shall be delivered in containers bearing seed tags as required by law showing percentages of germination content and purity of seed as well as percentages of weed seed content.

i) All seeds shall be free of wild onion, Canadian thistle, Johnson grass, crab grass or other seeds of noxious weeds. All seeds shall be furnished in standard containers, or as acceptable to the Engineer. Seed which has become wet, moldy or otherwise damaged in transit or storage will not be acceptable.

Purity, Germination, and Planting Schedule			
Spring and Summer Seeding (March 1 to September 1)			
Name	Percent Purity	Percent Germination	Mix (dry wt. lbs.) per Acre
Hulled Bermuda	95	90	20
Pensacola Bahia	95	90	30
		TOTAL	50
Fall and Winter Seeding (September 1 to March 1)			
Name	Percent Purity	Percent Germination	Mix (dry wt. lbs.) per Acre
Unhulled Bermuda	95	90	20
Pensacola Bahia	95	90	30

and maintenance operations.

c) Grading: Previously established grades shall be maintained on the areas to be treated in a true and even condition; necessary repairs shall be made to previously graded areas by means of graders or other approved equipment.

d) Tillage: After the areas required to be treated have been brought to the grades shown, the soil shall be tilled to a depth of at least 4 inches by plowing, disking, harrowing, or other acceptable operations until the condition of the soil is acceptable. The work shall be performed only during period when beneficial results are likely to be obtained. When drought, excessive moisture, or other unsatisfactory conditions prevail, the work shall be stopped when directed. Undulations or irregularities in the surface shall be leveled before the next specified operation.

6) APPLICATION of FERTILIZER and LIMESTONE

a) Preplanting fertilization of areas to be seeded: Fertilizer shall be distributed uniformly at a rate of 800 pounds per acre over areas to be seeded and shall be mixed into the soil to a depth of at least 4 inches by disking, harrowing, or other acceptable methods. Application of fertilizer may be part of the operation specified in Section 5.4: TILLAGE of these specifications.

b) Liming: Immediately following or simultaneously with incorporation of fertilizer, limestone shall be distributed uniformly at a rate of 4000 pounds per acre, and shall be mixed into the soil to a depth of at least 4 inches by disking , harrowing, or other acceptable methods. Application of limestone along with fertilizer may be part of the operation specified in Section 5.4: TILLAGE of these specifications.

c) Leveling: Surface irregularities resulting from tillage, fertilizing, liming, or other operations shall be leveled before seeding.

d) Postplanting fertilization: From 40 to 60 days after seeding, ammonium nitrate or its nitrogen equivalent shall be applied uniformly at a rate of 225 pounds per acre over areas seeded. Fertilizer shall be applied when grass blades are dry to minimize burning. The planted area shall be watered to thoroughly moisten the upper 6 inches of the soil surface after the fertilizer is applied.

7) PLANTING SEED

a) General: A satisfactory method of sowing shall be employed; using approved mechanical power-drawn drills or seeders, or other approved methods. When drills are used, markers or other means shall be provided to insure that the successive seeded strips will overlap or be separated by a space no greater than 6 inches. When delays in operations extend the work beyond the most favorable planting season for species designated or when conditions are such by reason of drought, high winds, excessive moisture, or other factors that satisfactory results are not likely to be obtained, work shall be halted as directed and resumed only when conditions are favorable or when approved alternate or corrective measure and procedures have been effected. If inspection during or after seeding operations indicates that strips wider than 6 inches have been left unplanted or other areas skipped, additional seed shall be sown.

b) Broadcast Seeding: Seeding shall be broadcast either by hand or with acceptable seeding equipment, in combination with fertilizer, or with other acceptable sowing equipment. Seed shall be distributed uniformly over designated areas. Half of the seed shall be sown with sower moving at right angles to first sowing. Seed shall be covered to an average depth of 1/4 inches by brush harrow, spiketooth harrow, chain harrow, cultipacker, hand rake with wood tines, or other approved device. Seed shall not be broadcast during windy weather.

c) Drill Seeding: Drill seeding shall be accomplished with approved equipment with drills set not more than 6 inches apart. Seed shall be sown uniformly over designated areas to average depth of 1/4 inch.

d) Sodding: All solid sod shall be procured areas where the soil is fertile and contains a high percentage of loamy topsoil, and from areas that have been grazed or mowed sufficiently to form a dense turf.

e) Mechanical devices, such as sod cutter, may be used for cutting the sod into strips or blocks. Care shall be exercised at all times to retain the native soil on the roots of the sod during the process of excavating, hauling and planting.

f) The solid sod blocks shall be transplanted within 24 hours from the time of cutting, unless they are stacked at their destination in a manner satisfactory to the Engineer. All solid sod in stacks shall be kept moist and protected from exposure tot he air and sun, and from freezing. In no event shall more than two (2) days elapse between the cutting and planting of the solid sod.

g) Solid sod shall be planted during the period between March 1st and December 15th, unless written permission is given by the Engineer to extend the planting season. The solid sod shall be placed on the prepared surface with the edges in close contact. All cracks between blocks of solid sod shall be closed with small pieces of fresh sod and all cracks too small for sod shall be filled by a light dressing of topsoil. The entire sodded area shall then be compacted and watered to the satisfaction of the Engineer. Rollers, hand tamps or other approved equipment may be used for compacting.

h) Surfaces of solid sodding which, in the opinion of the Engineer, may slide due to the height and slope of the surface or nature of the soil, shall, upon direction of the Engineer, be "pegged" with wooden pegs driven through the sod blocks into firm earth, sufficiently close to hold the sod in place.

8) **MAINTENANCE:** Seeded areas shall be maintained until all work or designated portions thereof have been completed and accepted. Tall grass and weeds that tend to impede the desired grass species shall be mowed, and any damage resulting from these operations shall be repaired at the Contractor's expense.

9) **ESTABLISHMENT of GROWTH**

a) General: The Contractor shall be responsible for proper care of seeded areas while grass is becoming established for three (3) months after completion of treatment on the entire project, unless desired cover is established in a shorter period of time and the Owner shortens responsibility period. The Contractor shall be responsible for providing a satisfactory stand of grass. A satisfactory stand of grass is determined as a cover of living grass in which gaps larger than 12 inches square do not occur as determined by an acceptance inspection made at the end of the maintenance period. Maintenance work shall be performed at the Contractor's expense.

b) Mowing: Seeded and sodded areas shall be mowed with acceptable mowing equipment to a height of about 4 inches when average height of grass becomes about 8 inches. When amount of cut grass is heavy, grass shall be removed to prevent destruction of underlying turf. If weeds or other undesirable vegetation threatens to impede the growth of planted species, such vegetation shall be mowed, or in case of excessive growth, shall be uprooted, raked and removed from area.

c) Refertilizing: The Contractor will determine areas needing refertilization at least 15 days before

FIRE HYDRANT

1) **GENERAL:** Fire hydrants shall comply in all respects with AWWA Standard C-502, latest revision. Fire hydrants shall be of the compression type, with the main valve opening against the pressure and closing with the pressure. The main valve opening shall be 5 ¼" in diameter. Fire Hydrant shall be of a dry barrel, dry top design. The nozzle section shall consist of two (2) hose nozzles and one (1) pumper nozzle or other as specified.

2) **RATING**: Fire hydrants shall be rated at 250 psi water working pressure, tested at 500 pounds hydrostatic for structural soundness in the following manner: 500 pound hydrostatic test supplied from the inlet side, first with the main valve closed for the testing of the valve seat: second, with the main valve open for testing of the drain valves and the hydrant barrel. Testing to be complete in accordance with AWWA C-502 and ULFM requirements.

3) **END CONFIGURATION**: Hydrants shall be connected to the main by a 6" fusion bonded, epoxy coated mechanical joint shoe. Mechanical joint shoes shall be fitted with strapping lugs.

4) **DESIGN**

a) The main valve seat of the hydrant shall be made of rubber and be supported by a one-piece bronze top plate / drain valve mechanism. Drain valves shall be faced with rubber. The bottom stem threads of the main valve rod shall be fitted with an epoxy coated, cast iron bottom plate, sealing lower rod threads from the water.

b) Changes in size or shape of the waterway (hydrant nozzles) shall be accomplished by means of easy curves. Exclusive of the main valve opening, the net area of the waterway of the barrel and the foot piece at the smallest part shall not be less than 120% of that of the net opening of the main valve.

c) Hose and pumper nozzles shall be threaded and screwed into the nozzle section and then mechanically locked to prevent turning.

d) Hose and pumper caps shall be chained to the hydrant

e) The hydrant shall be so designed that when it is in place, no excavation will be required to remove the main valve and movable parts of the drain valve. Further, the hydrant shall be of the type that can be extended without excavating.

f) Hydrants shall be so designed that, in the event of accident, or breaking of the hydrant above or near grade level; the main valve will remain closed.

g) The main valve rod shall be made in two parts and fitted with breakable coupling at the ground line flange.

h) The ground line connection between nozzle section and the barrel shall incorporate the use of a traffic flange. This connection shall be so designed that the nozzle section can be rotated in any increment of 360°. The ground line connection between the barrel and nozzle sections shall have a rubber o-ring gasket to provide a seal.

i) The operating threads of the hydrant shall be so designed as to avoid the working of any iron or steel parts against either iron or steel. The operating stem and operating nut threads shall be square or acme type.

j) The operating thread shall be lubricated at factory with food grade grease. Access shall be provided

to field lubricate the operating mechanism.

k) The operating thread shall be sealed from water at all times when the valve is either in the opened or closed position. The operating rod shall be bronze sheathed where it passes through the double "O" ring seal in the bonnet.

l) The bonnet shall be weather proof and utilize a weather shield integral with the external wrench operating nut.

m) The operating nut shall be made of bronze with a self-lubricating design.

n) Hydrants shall be of the dry barrel type and the hydrant shoe shall have two positive acting non-corrosive drain valves that shall drain the hydrant completely by opening when the main valve is closed, and close tightly in accordance with AWWA C-502 requirements when main valve is open.

o) The main valve assembly shall be seated in the hydrant with a bronze-to-bronze interface to facilitate removal of the main valve, should maintenance be required. The nozzle section shall consist of two-2 1/2" hose nozzles to the specified thread designation (NST) and one pumper nozzle 4 ½" in diameter to the specified thread designation (NST), or other combination of nozzle outlets, including independent hose gate valves, as shown on the plans.

p) Two O-ring seals shall be utilized where the main hydrant rod passes through the 1 piece bonnet.

q) Hydrant standpipe shall be ductile iron and single piece for all bury depths.

r) All like parts of hydrants of the same size and model produced by the same manufacturer shall be interchangeable.

s) Hydrant shall open by turning to the left. The direction of opening is to be permanently marked on the hydrant bonnet.

t) Threads on hose and steamer nozzles shall be National Standard unless otherwise specified.

u) Size and shape of operating nuts cap nuts shall conform to National Standard unless otherwise specified.

v) Bury shall be a minimum of three (3) feet measuring depth from grade line to bottom of trench or connecting pipe.

w) Auxiliary shut-off (isolation) gate valves, when required, shall be of the same manufacture as the hydrant.

5) COATING

a) The inside of all hydrants shall be coated in accordance with AWWA standards except for bronze and threaded machined surfaces. Exterior on hydrant nozzle section shall be painted Fire Hydrant Red (or other as shown on the plans).

b) Hydrant shoes shall have an interior and exterior thermosetting epoxy coating of 5 to 6 mils meeting AWWA C550.

6) MARKINGS: Hydrant shall be marked with the name of the manufacturer, size of valve opening, direction of opening and the year of manufacture all in accordance with the AWWA C-502.

City of Hattiesburg, MS

200 Forrest St.
P.O. Box 1898
Hattiesburg, MS 39401

Master

File Number: 2017-729

File ID:	2017-729	**Type:**	Regular Agenda Item	**Status:**	Passed
Version:	1	**Reference:**		**In Control:**	City Council
Requester:				**File Created:**	09/11/2017
Brief Title:	Creating position of Customer Service Coordinator.			**Final Action:**	09/19/2017
				Minute Book Number:	MB2017-403-404

Title:

Approve or Deny to create the position of Customer Service Coordinator for the City of Hattiesburg at an annual salary of $45,000.00 in accordance with Ordinance Number 3154.

Notes:

		Agenda Date:	09/19/2017
Indexes:		**Agenda Number:**	V.-17
Sponsors:		**Enactment Date:**	
Attachments:	Request Form-CSC	**Enactment Number:**	
Contact:		**Meeting Date:**	
Drafter:		**Effective Date:**	

History of Legislative File

Version:	Acting Body:	Date:	Action:	Sent To:	Due Date:	Return Date:	Result:
1	City Council	09/19/2017	Approve				Pass

Action Text: A MOTION was made by Council Vice President Dryden and seconded by Council Member George to Approve to create the position of Customer Service Coordinator for the City of Hattiesburg at an annual salary of $45,000.00 in accordance with Ordinance Number 3154.

There being no discussion, the Motion received the affirmative vote of the Council as follows:

Yeas: 5 - George, Delgado, Carroll, Dryden and Brown

Nays: 0

Yea: 5 Council Member George
Council Member Delgado
Council President Carroll
Council Vice President Dryden
Council Member Brown

Text of Legislative File 2017-729

Title

Approve or Deny to create the position of Customer Service Coordinator for the City of Hattiesburg at an annual salary of $45,000.00 in accordance with Ordinance Number 3154.

Summary

Creating position of Customer Service Coordinator.

Budget Information

Expenditure Type

Purchasing Item

Publication Information

CITY OF HATTIESBURG
COUNCIL WAGE CHANGE REQUEST FORM

Request Number	1
Date of Request	9/12/2017
Employee Name	

CURRENT

Department	
Position Title	
Position Number	
Annual Rate of Pay	

CHANGE

Department	Mayor and Administration
Position Title	Customer Care Coordinator
Position Number	
Annual Rate of Pay	$45,000.00
This Position became Vacant on:	
Reason for Requested Change	To create a Customer Care Coordinator Position.

BUDGET

Request Currently Budgeted?	**No**
Is a Budget Amendment Required?	**Add to Fiscal Year 2017-2018 Budget**

City of Hattiesburg, MS

200 Forrest St.
P.O. Box 1898
Hattiesburg, MS 39401

Master

File Number: 2017-728

File ID:	2017-728	**Type:**	Regular Agenda Item	**Status:**	Passed
Version:	1	**Reference:**		**In Control:**	City Council
Requester:				**File Created:**	09/11/2017
Brief Title:	2017-2018 Holiday Schedule			**Final Action:**	09/19/2017
				Minute Book Number:	MB2017-404

Title:

Approve the State Holiday Schedule as the City's holidays for the fiscal year 2017-2018 in accordance with MS Code 3-3-7, per attached list.

Notes:

		Agenda Date:	09/19/2017
Indexes:		**Agenda Number:**	V.-18
Sponsors:		**Enactment Date:**	
Attachments:	2017-2018 Holiday Schedule	**Enactment Number:**	
Contact:		**Meeting Date:**	
Drafter:		**Effective Date:**	

History of Legislative File

Version:	Acting Body:	Date:	Action:	Sent To:	Due Date:	Return Date:	Result:
1	City Council	09/19/2017	Approve				Pass

Action Text: A MOTION was made by Council Vice President Dryden and seconded by Council Member George to Approve the State Holiday Schedule as the City's holidays for the fiscal year 2017-2018 in accordance with MS Code 3-3-7, per attached list.

There being no discussion, the Motion received the affirmative vote of the Council as follows:

Yeas: 5 - George, Delgado, Carroll, Dryden and Brown

Nays: 0

Yea: 5 Council Member George
Council Member Delgado
Council President Carroll
Council Vice President Dryden
Council Member Brown

Text of Legislative File 2017-728

Title

Approve the State Holiday Schedule as the City's holidays for the fiscal year 2017-2018 in accordance with MS Code 3-3-7, per attached list.

Summary

2017-2018 Holiday Schedule.

Budget Information

Expenditure Type

Purchasing Item

Publication Information

Veteran's Day	1 day	Saturday	November 11, 2017
Thanksgiving	1 day	Thursday	November 23, 2017 ***
Christmas	1 day	Monday	December 25, 2017 ***
New Year's Day	1 day	Monday	January 1, 2018***
Martin Luther King-Robert E. Lee Day	1 day	Monday	January 15, 2018
President's Day	1 day	Monday	February 19, 2018
Good Friday	1 day	Friday	March 30, 2018
Memorial Day	1 day	Monday	May 28, 2018
Independence Day	1 day	Wednesday	July 4, 2018
Labor Day	1 day	Monday	September 3, 2018

Additional holidays proclaimed by the Governor for Thanksgiving, Christmas and New Year's.

Additional days proclaimed by the Governor for any other holidays may be granted by the City Council approval.

*** To be proclaimed by the Governor.

City of Hattiesburg, MS

200 Forrest St.
P.O. Box 1898
Hattiesburg, MS 39401

Master

File Number: 2017-682

File ID:	2017-682	**Type:**	Regular Agenda Item	**Status:**	Passed
Version:	1	**Reference:**		**In Control:**	City Council
Requester:	Anthony Parker			**File Created:**	08/28/2017
Brief Title:	Sole Source Purchase - Applied Concepts			**Final Action:**	09/19/2017
				Minute Book Number:	MB2017-404

Title:

Approve the purchase of Stalker DSR Radar Units from Applied Concepts, Inc. for the Hattiesburg Police Department in the amount of $24,153.00 as a sole source purchase based on information in the attached letter and memorandum.

Notes:

		Agenda Date:	09/19/2017
Indexes:		**Agenda Number:**	V.-19
Sponsors:		**Enactment Date:**	
Attachments:	Stalker Radar Sole Source Memo, 9-19-17, Stalker Radar Quote	**Enactment Number:**	
Contact:		**Meeting Date:**	09/05/2017
Drafter:	Tammy Leggett	**Effective Date:**	

History of Legislative File

Version:	Acting Body:	Date:	Action:	Sent To:	Due Date:	Return Date:	Result:
1	City Council	09/19/2017	Approve				Pass

Action Text: A MOTION was made by Council Vice President Dryden and seconded by Council Member George to Approve the purchase of Stalker DSR Radar Units from Applied Concepts, Inc. for the Hattiesburg Police Department in the amount of $24,153.00 as a sole source purchase based on information in the attached letter and memorandum.

There being no discussion, the Motion received the affirmative vote of the Council as follows:

Yeas: 5 - George, Delgado, Carroll, Dryden and Brown

Nays: 0

Yea: 5 Council Member George
Council Member Delgado
Council President Carroll
Council Vice President Dryden
Council Member Brown

Text of Legislative File 2017-682

Title

Approve the purchase of Stalker DSR Radar Units from Applied Concepts, Inc. for the Hattiesburg Police Department in the amount of $24,153.00 as a sole source purchase based on information in the attached letter and memorandum.

Summary

Sole Source Purchase - Stalker DSr Radar Units

Budget Information

Expenditure Type

Purchasing Item

Publication Information

THE CITY OF HATTIESBURG

One of America's Great Small Cities!

Anthony Parker, Chief of Police

August 24, 2017

City of Hattiesburg Mayor and City Council

RE: Stalker Radar

Our Police Department is requesting the purchase of the Stalker Rader Systems, Applied Concepts Inc. Stalker DSR (Directional Sensing Radar). Applied Concepts, Inc. is the Sole Source for this device. Other companies make similar systems; however, the Stalker DSR is a sole source and there are no other Radar products manufactured or offered for sale that incorporate all of the following patented and/or exclusive features.

The competitor's version of this system does not offer these selective features: Moving Direction Sensing Technology, Automatic Same Lane Mode, Stationary Direction Control, Fastest & Strongest Vehicles Displayed Simultaneously, Voice Verification of Lock Targets, True Doppler Audio (Compensates for Patrol Speed), 3rd Generation DSP Technology, Detachable Three (3) Window Multi-Colored LED Display, True Waterproof Ka Band Antennas, Advanced Balanced Mixer Microstrip Antenna Design, Interference Immune Digital Antenna Communications, Three (3) Year Full Warranty exceeding any competitors' standard warranty, and Optional Motorcycle Kit (Includes Waterproof Switch Display, Sealed Remote Control, Waterproof Cable Connections, and Special Mounting Hardware). This product is only available through Stalker Radar Applied Concepts, Inc., owner of the patent for the product.

Please consider this request, as this will allow officers to protect the citizens of Hattiesburg, while using the best and most efficient radar equipment.

Sincerely,

Anthony Parker
Chief of Police

STALKER™ Radar Lidar Video

To Whom It May Concern:

This is to certify that Applied Concepts, Inc., a certified ISO 9000 company, is the manufacturer of the Stalker DSR (Directional Sensing Radar) Radar System and can be purchased through Applied Concepts, Inc., or one of our Factory Direct Representatives. Applied Concepts, Inc. does not sell through distributors or re-sellers. Applied Concepts, Inc. is the Sole Source for this device.

The STALKER DSR is a Sole Source Product as there are no other Radar products manufactured or offered for sale that incorporate, all of the following patented and or exclusive features

1. **Directional Sensing Technology - (patented technology)**
   - Officer may select direction of control in stationary operation

2. **Stationary Direction Control – (patented technology)**
   - Officer selectable for approach only, away only or both in stationary mode

3. **Automatic Same Direction – Same Direction Fastest Moving Technology - (patented technology)**
   - Allows officer to observe all targets close to the radar without having to toggle between (pushing buttons) for the faster or slower vehicle in front or rear. No SLOWER button.

4. **Voice Verification upon locking Target - (exclusive feature)**
   - Identifies Front or Rear Antenna, closing or away traffic in both moving and stationary modes and identifies Stationary or Moving modes of operation

5. **Doppler Audio in Moving Mode - (patented technology)**
   - Radar only uses target speed in applying Doppler Audio
   - Same pitch (sound) will be heard for any particular speed (will not fluctuate based upon patrol speed)

6. **Digital Antenna Communication - (patented technology)**
   - Signals being digitally converted in the antenna allows for elimination of most external analog interference's such as high powered television stations, in-car UHF and VHF transmitters and interferences from in-car camera and mobile data terminals

7. **Three-Year Standard Warranty which exceeds the industry standard** (First in the industry to offer a standard three-year warranty)

8. **Vehicle Speed Sensing** (VSS) – monitors the patrol vehicle speed and makes a comparison to the radar's patrol speed to help eliminate shadowing, combining and other moving patrol speed anomalies

Respectfully submitted,

Robert Gratz, Vice President of Sales

Applied concepts, inc.
2609 Technology Drive • Plano • TX • 75074-7467 • Phone 972-398-3780 • Fax 972-398-3781 • 1-800-STALKER

STALKER radar

app ied concepts, inc.

QUOTE
2009598

855 E Co ins B vd
Richardson, TX 75081
Phone: 972 398 3780
Fax: 972 398 3781

Nationa To Free: 1 800 STALKER

Date: 08/24/17

nside Sa es Partner: Donna Russe 972 801 4803

Reg Sa es Mgr: Debbie Au 214 551 5538

Effective From : 05/25/2017 **Va id Through:** 08/29/2017 **Lead Time:** 26 working days

Bill To:
Hattiesburg Police Dept
#1 Government Plaza
Hattiesburg, MS 39401

Customer ID: 106949
Accounts Payable

Ship To:
Hattiesburg Police Dept
#1 Government Plaza
Hattiesburg, MS 39401

UPS Ground
Captain Shannon Harris

Grp	Qty	Package	Description	Wrnty/Mo	Price	Ext Price
1	10	806-0022-00	DSR - 2-Antenna Radar System	36		$0.00

Ln	Qty	Part Number	Description	Price	Ext Price
1	10	200 0999 00	DSR Enhanced Counting Unit, 1 5 PCB	$2,397 80	$23,978 00
2	10	200 1000 30	DSR Modu ar Disp ay, Bright LEDs		$0 00
3	20	200 0326 30	DSR KA Antenna		$0 00
4	10	200 0921 00	DSR Ergonomic Remote Contro w/Screw Latch		$0 00
5	10	200 0769 00	25 MPH/40 KPH KA Tuning Fork		$0 00
6	10	200 0770 00	40 MPH/64 KPH KA Tuning Fork		$0 00
7	10	200 0243 00	Counting/Disp ay Ta Mount		$0 00
8	10	200 0244 00	Antenna Dash Mount		$0 00
9	10	200 0245 00	Antenna Ta Deck Mount		$0 00
10	10	200 0648 00	Disp ay Sun Shie d		$0 00
11	10	155 2055 04	Antenna Cab e, 4 Ft		$0 00
12	10	155 2055 16	Antenna Cab e, 16 Ft		$0 00
13	10	155 2283 71	CAN/VSS Cab e w/Vo tage Detection, Seria		$0 00
14	10	200 0821 00	DSR Manua Kit		$0 00
15	10	035 0361 00	Shipping Container, Dash Mounted Radar		$0 00
16	10	060 1000 36	36 Month Warranty		$0 00
				Group Total	$23,978.00

Product	$23,978.00	Sub-Total:	$23,978.00
Discount	$0.00	Sales Tax 0%	$0.00
		Shipping & Handling:	$175.00
		Total: USD	**$24,153.00**

Payment Terms: Net ~~30~~ 45 days

001

price includes remote separation cables, same configuration as last order Vehicle Information:
2017 Dodge Charger

This Quote or Purchase Order is subject in all respects to the Terms and Conditions detailed at the back of this document. These Terms and Conditions contain limitations of liability, waivers of liability even for our own negligence, and indemnification provisions, all of which may affect your rights. Please review these Terms and Conditions carefully before proceeding.

City of Hattiesburg, MS

200 Forrest St.
P.O. Box 1898
Hattiesburg, MS 39401

Master

File Number: 2017-694

File ID:	2017-694	**Type:**	Regular Agenda Item	**Status:**	Passed
Version:	1	**Reference:**		**In Control:**	City Council
Requester:	Anthony Parker			**File Created:**	08/30/2017
Brief Title:	Sole Souce Purchase - SoundOff Signal			**Final Action:**	09/19/2017
				Minute Book Number:	MB2017-404

Title:

Approve the purchase of lighting products and siren controller from SoundOff Signal for the Hattiesburg Police Department in the amount of $18,257.40 as a sole source purchase.

Notes: SoundOff is the sole manufacturer and exclusive distributor of these products.

		Agenda Date:	09/19/2017
Indexes:		**Agenda Number:**	V.-20
Sponsors:		**Enactment Date:**	
Attachments:	SoundOff Signal - 2017	**Enactment Number:**	
Contact:		**Meeting Date:**	
Drafter:	Tammy Leggett	**Effective Date:**	

History of Legislative File

Version:	Acting Body:	Date:	Action:	Sent To:	Due Date:	Return Date:	Result:
1	City Council	09/19/2017	Approve				Pass

Action Text: A MOTION was made by Council Member Delgado and seconded by Council Member George to Approve the purchase of lighting products and siren controller from SoundOff Signal for the Hattiesburg Police Department in the amount of $18,257.40 as a sole source purchase.

There being no discussion, the Motion received the affirmative vote of the Council as follows:

Yeas: 5 - George, Delgado, Carroll, Dryden and Brown

Nays: 0

Yea: 5 Council Member George
Council Member Delgado
Council President Carroll
Council Vice President Dryden
Council Member Brown

Text of Legislative File 2017-694

Title

Approve the purchase of lighting products and siren controller from SoundOff Signal for the Hattiesburg Police Department in the amount of $18,257.40 as a sole source purchase.

Summary

Sole Source Purchase - 48" EPL9000 Pinnacle LED lightbar and 400 Series Handheld and Remote Sirens

Budget Information

Expenditure Type

Purchasing Item

Publication Information

THE CITY OF HATTIESBURG

One of America's Great Small Cities!

Anthony Parker, Chief of Police

August 29, 2017

City of Hattiesburg Mayor and City Council

RE: Soundoff Signal

The Hattiesburg Police Department is requesting the purchase of Soundoff Signal lighting from *Soundoff Signal*. This system is needed to add to the existing fleet inventory of Soundoff lights. The compatibility of this lighting system with our current Soundoff Signal products is a primary consideration for this purchase. Soundoff Signal provides the technology for the electrical isolation from vehicle chassis to extend product life.

However, companies make similar systems but Soundoff Signal gives our users the optics designed like a lighthouse to boost the light farther and wider for a brighter, safer warning signal. The competitor's version of this system does not offer this selective form of product and will not offer replaceable modules that are easily upgradable, leaving the department to have aging equipment that will be eventually obsolete. This product is only available through Soundoff Signal.

Soundoff Signal is the sole manufacturer of *Soundoff Signal lighting*. Please consider this sole source request.

Sincerely,

Anthony Parker
Chief of Police

AP/sh

HATTIESBURG POLICE DEPARTMENT FAX (601) 545-4937
300 KLONDYKE STREET • HATTIESBURG, MS 39401
CRIME STOPPERS (601) 582-STOP (582-7867) CELLULAR * C.S.

INTER-DEPARMENTAL COMMUNICATIONS

HATTIESBURG POLICE DEPARMENT
FLEET DIVISION

DATE: August 29, 2017

TO: CHIEF ANTHONY PARKER

FROM: CAPTAIN SHANNON HARRIS

RE: Sole Source Product

For your information and review, the following is a summary of Soundoff Signal System along with a sole source letter. In addition to the summary, I have provided a cost for all of the needed components totaling the amount of $18,257.40. The listed total includes lights for the ten (10) new police units.

Sincerely,

Shannon Harris

Shannon Harris

SoundOff Signal GSA
PO Box 206
Hudsonville, MI 49426-0206
www.soundoffsignalgsa.com
800 338 7337 / office 616 896 7100 / office fax 616 896 1226

Our Quotation # Q00197-00
03/28/2016

Duplicate Copy

CITY OF HATTIESBURG
701 JAMES STREET
HATTIESBURG MS 39401
USA

TOM GRUBBA
DISTRICT SALES MANAGER
DIRECT LINE 616 662 6118
ORDER FAX 616 896 1286
EMAIL TGRUBBA@SOUNDOFFSIGNAL COM

Terms : PREPAID

Quotation Valid Thru : 09/30/2017

We are pleased to quote your requirements as shown below. Our company has a reputation for delivering quality products on time and we look forward to the opportunity of serving you. Please reference quote number shown above when placing order for these products to ensure that pricing shown is honored.

tem	Part / Rev / Description / Detai s	Quantity Quoted	Unit Price	Extended Price
001	SS ETSA481RSP Rev 000 U/M EA 400 SER ES 100 WATT REMOTE S REN SoundOff Signal nERGY 400 Series Remote Siren, 10 16v 100w single speaker	10 00	427 50	US $ 4,275 00
002	ETSS100N Rev NS U/M EA 100N SER ES COMPOS TE SPEAKER open market	10 00	139 20	US $ 1,392 00
003	ETSS100CBKDC15 Rev NS U/M EA SPEAKER BRACKET K T 2015+ CHARGER OPEN MARKET	10 00	37 44	US $ 374 40
004	EPL9000 B Rev NS U/M EA L GHTBAR 48" PINNACLE LIGHTBAR (CB) |CB||LT||CB||CB||LT||CB| (CB) (LS) EXT (LS) (CB) |CB|<SB><SB><SB><SB>|CB| (CB) Arrow 4 Module Split 4 Wire Control Mount Low Profile Fixed Height Hook PETLF17 Vehicle 2017 DODGE CHARGER OPEN MARKET	10 00	1,221 60	US $ 12,216 00

Total Items Price US $ 18,257.40

Thanks again for your interest in our company as one of your supp iers

With best regards,
SoundOff Signa GSA Sa es
ET L GHT NG, DBA SOUNDOFF S GNAL GSA
GS 07F 0485Y
CONTRACT PER OD JULY 20, 2012 TO JULY 19, 2017
DUNS 831009597
CAGE 6FVPo
TAX D 263691717

Tom Grubba

Authorized Signature

Specifications for 48" EPL9000 Pinnacle LED lightbar

- Lightbar must be constructed with an extruded aluminum base and top cover, to increase rigidness of bar and to protect inner circuitry from damaging UV rays.
- Must have (12) individually sealed inboard modules with (6) generation 3 LED's per module with 21 user-selectable patterns
- Must have (4) individually sealed corner modules that have (12) LED generation 3 that configured in two stacked rows of (6) LEDs to flash a larger signal into intersection, with 21 user-selectable patterns
- 122 Total LED's
- Each set of modules must be controlled independently so that user can set each pair of modules to different flash patterns, if desired.
- All modules must meet IP67 sealed construction standards
- All modules must utilize fusion technology for light dispersion (120 degrees horizontal with corners, 90 degrees horizontal with inboard modules)
- Each module must have a individual clear non-fluted polycarbonate outer lens with UV protection
- Must come with standard flashing LED Takedowns with 5 flash patterns and must be constructed with 6 high output generation 3 LED's and have a Lumen output of at least 500 Lumens each
- Must come with standard flashing LED Alley lights with 5 flash patterns and must be constructed with a Single Diode Multi Chip LED and have a minimum of 400 Lumen Output each
- All modules must be plug-n-play with weather-pack harness that plugs directly into rear of module
- All Weather-pack harnesses need to go into 1 of 2 harnesses that plug into motherboard.
- Lightbar must measure no greater than 48.0"L x 10.0"W x 2.9"H (end-cap), 2.2"H (inner modules)
- Must be capable to have passenger or drivers side cable exit.
- Must utilize an RJ11 cable to plug into the DSC box for easier installation a capable of computer programming.
- Must have optional Split Arrow Feature that interweaves the rear arrow modules with the warning color and amber, every other diode will be amber, not split left to right.
  When in warning the warning color and/or the amber with flash in a warning pattern and when the arrow is engaged the warning color cuts out and the amber color will flash in the corresponding arrow pattern.
- Split arrow must have warning color patterns, 8 dual colored patterns and 12 arrow patterns
- Lightbar arrow can be activated in the field with the dipswitches on the motherboard.
- Must have optional Low Power mode for night time pursuit
- Must have Cruise Mode, which, when engaged glows the module at 5% intensity.
- Must have optional mode select, which, when engaged, changes flash pattern to a second programmed flash pattern. Commonly used for intersection clearing.

Siren Specification –

1. Siren to be rated for 100 watt output. Siren output frequency: 675Hz-1633Hz.
2. To include integrated controls for warning and directional lighting functions.
3. To have a minimum of eight programmable, button-controlled, 10-amp fused auxiliary outputs.
4. To have a three-position (not including "OFF"), programmable, progressive function, slide-type switch controlling a minimum of three 20-amp fused auxiliary outputs.
5. To have a knob switch for controlling siren tones. A minimum of three tones to be selectable via the knob.
6. To include built-in capability to control a directional arrow using 2-wire input. This shall be single-button programmable to include left, right, and split/center-out modes.
7. To include both "STANDBY" and "OFF" positions for siren control knob.
8. To include a timed interval audible alert to notify users that the switching features are active.
9. To include a "horn ring" interface for siren tone changes or activation using the vehicle horn button. This feature shall be programmable for positive or negative input.
10. To include a scroll feature for automatic tone changes at timed intervals. This scroll feature shall be programmable to activate using the horn ring interface.
11. To include a ground-activated auxiliary input for remote siren activation capable of being used for alarms.
12. To include built-in protection against over/under voltage, short circuit & reverse polarity.
13. To include dimmable red LED backlighting of buttons and controls.
14. To include a "park-kill" feature capable of silencing the siren output when the vehicle is shifted into "park." This feature shall be programmable for positive or negative input.
15. To include a variety of adhesive legend inserts or decals for push button identification.
16. To include a built-in public address feature and microphone.
17. To offer a rebroadcast interface for mobile radios.
18. To include as a minimum airhorn, wail, yelp, hi-lo, and piercer-type siren tones.
19. All fuses to be internally-located within the siren's enclosed housing and easily accessible through a door or cover without tools.
20. Siren unit to be fully-contained and console-mountable.
21. To have quick-release connections for all wiring.
22. All wiring to be color-coded for easy identification.
23. Unit to include all wiring, siren-side connectors, and hardware necessary for installation. This wiring shall be considered sufficient if at least 8" in length.
24. To require no more than 7.5" of mounting depth.
25. To operate at temperature range of -40c to +50c.
26. To operate normally within a voltage range of 10-16 volts DC and offer automatic low-voltage shut-down.
27. To include diagnostic capability for the siren output.
28. Siren operating input current no greater than 9 amps at 12 volts DC.
29. To be ignition-switched for on/off.
30. To offer a full 3-yr unconditional manufacturer's warranty.
31. To be made in the United States.
32. To be CA Title 13 and SAE J1849 requirements.
33. To be user/installer programmable without need for external software or network connection.

Captain Shannon Harris
Hattiesburg Police Department

Hattiesburg, MS 39401

SoundOff Products Sole Source Procurement

Dear Captain Harris,

Per our phone conversation, the attached quote for siren controller and lighting products are manufactured by SoundOff Signal in our plant in West Michigan. The prices quoted are based on our GSA contract GS-07F-0485Y. These items can be procured sole source from us.

Sincerely,

Tom Brown

Tom Brown
Federal Sales and Dealer Development Manager
SoundOff Signal

PO Box 206 | 3900 Central Parkway / Hudsonville, MI 49426
toll free 800.338.7337 | office 616 896.7100 | order fax 616.896.1286
www.soundoffsignalgsa.com

nERGY™

400 Series Handheld and Remote Sirens

Handheld

100 Watts	**#ETSA461HPP**
200 Watts	**#ETSA462HPP**
100 Watts, 13 Feet Coil Cable Length	**#ETSA461HPP-EXT**
200 Watts, 13 Feet Coil Cable Length	**#ETSA462HPP-EXT**

Remote

100 Watts	**#ETSA481RSP**
200 Watts	**#ETSA482RSP**

Note: 2 speakers required with the 200 watt version

Technical Specifications

WATTS	100 and 200 Watts (2 speakers required with the 200 watt version)
INPUT VOLTAGE	10-16 Vdc
DIMENSIONS Handheld Remote	 Panel: 3.51" (8.92 cm) H x 6.98" (17.73 cm) W x 1.17" (2.98 cm) D Amplifier/Relay: 2.62" (6.66 cm) H x 7" (17.80 cm) W x 6.51" (16.54 cm) D
CERTIFICATIONS	Meets or exceeds SAE J1849 and CA Title 13 sound levels when used with SoundOff Signal® speakers
WARRANTY	Three-year

Features

Handheld

- Provides unique advantages unlike any product on the market today: LED, Alley and Arrow handheld switch indicators for convenient viewing and extensive programmability
- Officers value the sound intensity of the dual tone feature "fooling" perpetrators into believing multiple police vehicles are in pursuit

Remote

Handheld and Remote

- 200 watt sirens feature dual tone capability to deliver two siren tones at once to provide officers with extreme "traffic moving" capability
- Designed with extra large buttons with appropriate spacing to eliminate buttons to be accidentally pressed
- Horn ring scroll provides ability to quickly change tones with the tap of the horn
- Provides up to eight 10 amps and three 20 amp outputs with internal fuses for powering solenoids (i.e. gunlock) or supplying power and signaling to other onboard peripherals (pointer, radar, GPS, etc.)
- Built in protection against over/under voltage, short circuit and reverse polarity

100N Series

Professional Composite Speaker

Features

- Weather tested, glass reinforced nylon material will not corrode like a traditional aluminum speaker
- Composite housing creates electrical isolation from vehicle chassis to extend product life
- Improved design for passive water and moisture egress
- Designed for clear, powerful output using neodymium magnet
- Compact design with powerful 100 watt output
- Includes universal ball bracket

#ETSS1ØØN

Vehicle Specific Brackets Speaker not included.

Chevrolet Caprice, Driver Side	2011+	**#ETSS1ØØBKCP-D**
Chevrolet Caprice, Passenger Side	2011+	**#ETSS1ØØBKCP-P**
Chevrolet Impala	2006+	**#ETSS1ØØDBKPALA**
Chevrolet Tahoe	2006-2014	**#ETSS1ØØDBKCT**
Dodge Charger	2011	**#ETSS1ØØCBKDC11**
Ford PI Sedan Frame Mount, Passenger Side	2013-2015	**#ETSS1ØØBKFV-FS**
Ford PI Sedan Bumper Mount (no drill)	2013+	**#ETSS1ØØCBKFS-BP**
Ford PI Utility Bumper Mount (no drill)	2013+	**#ETSS1ØØCBKFV-BP**
Ford PI Utility Frame Mount, Driver Side	2016+	**#ETSS1ØØBKFV-FR**

Technical Specifications

WATTS	100 Watts
DIMENSIONS	6.25" (15.88 cm) H x 6.25" (15.88 cm) W x 2.67" (6.78cm) D
CERTIFICATIONS	SAE J1849 certification requirements when used with SoundOff Signal® 400 Series sirens
WARRANTY	Three-year

Features

- Innovative optics design "Fusion Technology", the first optics designed like a lighthouse to boost the light farther and wider for a brighter, safer warning signal
- Fusion Boost option
- Streamlined, modular design is easy to maintain with field replaceable modules that are easily upgradable
- 6 or 12 LED dual color arrow option available
- Clear or color lenses in blue, red or amber
- Dimming capability

Exterior Full Size LED Lightbar

#EPL9ØØØ

Technical Specifications

INPUT VOLTAGE RANGE	10-16 Vdc	
NUMBER OF LEDS AND MAXIMUM CURRENT DRAW @ 12.8 Vdc	Inboard Warning Module:	6 LED Single Color: < 1.0 Amp 12 LED Dual Color: < 1.0 Amp
	Corner Module:	12 LED Single Color: < 2.0 Amps
	Takedown:	6 LED: < 1.0 Amp
	Alley:	1 LED: < 0.5 Amps
NUMBER OF LEDS AND MAXIMUM WATTAGE @ 12.8 Vdc	Inboard Warning Module:	6 LED Single Color: < 6.4 Watts 12 LED Dual Color: < 6.4 Watts
	Corner Module:	12 LED Single Color: < 12.8 Watts
	Takedown:	6 LED: < 12.8 Watts
	Alley:	1 LED: < 6.4 Watts
FLASH PATTERNS	Warning: 21 Takedown: 5 Alley: 5 Arrow L/C/R: 4 Arrow Warning: Solid 9 and Split 17	
OPERATING TEMPERATURE	-40° C to +65° C / -40° F to +149° F	
DIMENSIONS		
Length	4 Module: 36" (91 cm) 5 Module: 42" (107 cm) 6 Module: 48" (122 cm) 7 Module: 54" (137 cm) 8 Module: 60" (152 cm) 9 Module: 72" (183 cm)	
Height:	All modules: Inboard: 1.75" (4.45 cm) and corner: 2.5" (6.35 cm)	
Depth:	All modules: 10" (25 cm)	
MOUNTS	Adjustable Headache Low Profile Fixed Bracket	
CERTIFICATIONS	SAE J845, J595 Class 1 certified and Article 22, CA Title 13	
WARRANTY	Five-year	

City of Hattiesburg, MS

200 Forrest St.
P.O. Box 1898
Hattiesburg, MS 39401

Master

File Number: 2017-749

File ID:	2017-749	**Type:**	Regular Agenda Item	**Status:**	Approved
Version:	1	**Reference:**		**In Control:**	City Council
Requester:	Lamar Rutland			**File Created:**	09/12/2017
Brief Title:	USGS Joint Funding Agreement for the Bouie River Flood Monitoring Site at Glendale Avenue.			**Final Action:**	09/19/2017
				Minute Book Number:	MB2017-405

Title:

Approve and Authorize execution of two copies of a Joint-Funding Agreement for the period of October 1, 2017 - September 30, 2018 to continue the cooperative program between the U.S. Geological Survey (USGS) and the City of Hattiesburg for the operation and maintenance of the Bouie River Flood Monitoring Site at Glendale Avenue, and for hydrologic modeling and development of inundation maps for the Leaf River, with total cost to the city of $5,865.00.

Notes:			
		Agenda Date:	09/19/2017
Indexes:		**Agenda Number:**	V.-21
Sponsors:		**Enactment Date:**	
Attachments:	Cover Letter, Agreement, executed Joint-Funding Agreement for Water Resource Investigations	**Enactment Number:**	
Contact:		**Meeting Date:**	09/19/2017
Drafter:	Sharon Waits	**Effective Date:**	

History of Legislative File

Version:	Acting Body:	Date:	Action:	Sent To:	Due Date:	Return Date:	Result:
1	City Council	09/19/2017	Approve and Authorize				Pass

Action Text: A MOTION was made by Council Member Delgado and seconded by Council Member Brown to Approve and Authorize execution of two copies of a Joint-Funding Agreement for the period of October 1, 2017 - September 30, 2018 to continue the cooperative program between the U.S. Geological Survey (USGS) and the City of Hattiesburg for the operation and maintenance of the Bouie River Flood Monitoring Site at Glendale Avenue, and for hydrologic modeling and development of inundation maps for the Leaf River, with total cost to the city of $5,865.00.

There being no discussion, the Motion received the affirmative vote of the Council as follows:

Yeas: 5 - George, Delgado, Carroll, Dryden and Brown

Nays: 0

Yea: 5 Council Member George
Council Member Delgado
Council President Carroll
Council Vice President Dryden
Council Member Brown

Text of Legislative File 2017-749

Title

Approve and Authorize execution of two copies of a Joint-Funding Agreement for the period of October 1, 2017 - September 30, 2018 to continue the cooperative program between the U.S. Geological Survey (USGS) and the City of Hattiesburg for the operation and maintenance of the Bouie River Flood Monitoring Site at Glendale Avenue, and for hydrologic modeling and development of inundation maps for the Leaf River, with total cost to the city of $5,865.00.

Summary

USGS Joint Funding Agreement for the Bouie River Flood Monitoring Site at Glendale Avenue.

Budget Information

001203.6049

United States Department of the Interior
U.S. GEOLOGICAL SURVEY
Lower Mississippi-Gulf Water Science Center
Jackson Office
308 South Airport Rd.
Jackson, Mississippi 39208
601-933-2900

August 11, 2017

Mr. Bert Kuyrkendall, P.E., City Engineer
City of Hattiesburg
P.O. Box 1898
Hattiesburg, MS 39403-1898

Dear Mr. Kuyrkendall:

Enclosed are two copies of a Joint-Funding Agreement for the period of October 1, 2017 to September 30, 2018 to continue the cooperative program between the U.S. Geological Survey (USGS) and the City of Hattiesburg. This agreement will provide funding for the operation and maintenance of a flood monitoring site on the Bouie River at Glendale Avenue. The Bouie River flood monitoring site will provide real-time river stage data via the USGS Web site during flood events and will be utilized by the National Weather Service to provide flood forecast information to local residents and emergency managers during future flood events. The operating costs for FY18 for this site ($10,155) will be shared by the City of Hattiesburg ($5,865) and USGS ($4,290). Please sign and return one fully-executed original to **Desvin Jones at the address of 3535 S. Sherwood Forest Boulevard Ste. 120 Baton Rouge, LA. 70816.**

This is a fixed cost agreement to be billed **annually** via Down Payment Request (automated Form DI-1040). Please allow 30-days from the end of the billing period for issuance of the bill. If you experience any problems with your invoice(s), please contact Desvin Jones at phone number (225) 298-5481 Ext 3114 or email at ddjones@usgs.gov. Also, you can contact Michael Runner the technical point of contact for additional inquiries by phone number (601) 933-2941 or email msrunner@usgs.gov to make alternative arrangements.

The results of all work performed under this agreement will be available for publication by the U.S. Geological Survey. We look forward to continuing this and future cooperative efforts in these mutually beneficial water resources studies.

Sincerely,

W. Scott Gain
Director

Enc.: 18ESMS000000006(2)

RECEIVED 9/7/17

Form 9-1366
(April 2015)

U.S. Department of the Interior
U.S. Geological Survey
Joint Funding Agreement
FOR
Water Resource Investigations

Agreement#: 18ESMS000000006
Customer#: 6000001885
Project #: ML009Z5
TIN #: 64-6000432
USGS DUNS #: 012790072

Fixed Cost Agreement YES[X] NO[ ]

THIS AGREEMENT is entered into as of the October 1, 2017, by the U.S. GEOLOGICAL SURVEY, Lower Mississippi Gulf Water Science Center, UNITED STATES DEPARTMENT OF THE INTERIOR, party of the first part, and the City of Hattiesburg party of the second part.

1. The parties hereto agree that subject to the availability of appropriations and in accordance with their respective authorities there shall be maintained in cooperation Water Resource Investigations of a flood monitoring site on the Bouie River at Glendale Avenue. The Bouie River flood monitoring site will provide real-time river stage data via the USGS Web site during flood events and will be utilized by the National Weather Service to provide flood forecast information to local residents and emergency managers during future flood eventsherein called the program. The USGS legal authority is 43 USC 36C; 43 USC 50, and 43 USC 50b.

2. The following amounts shall be contributed to cover all of the cost of the necessary field and analytical work directly related to this program. 2(b) include In-Kind-Services in the amount of $0.00

(a) $4,290 by the party of the first part during the period October 1, 2017 to September 30, 2018

(b) $5,865 by the party of the second part during the period October 1, 2017 to September 30, 2018

(c) Contributions are provided by the party of the first part through other USGS regional or national programs, in the amount of :

Description of the USGS regional/national program:

(d) Additional or reduced amounts by each party during the above period or succeeding periods as may be determined by mutual agreement and set forth in an exchange of letters between the parties

(e) The performance period may be changed by mutual agreement and set forth in an exchange of letters between the parties.

3. The costs of this program may be paid by either party in conformity with the laws and regulations respectively governing each party.

4. The field and analytical work pertaining to this program shall be under the direction of or subject to periodic review by an authorized representative of the party of the first part.

5. The areas to be included in the program shall be determined by mutual agreement between the parties hereto or their authorized representatives. The methods employed in the field and office shall be those adopted by the party of the first part to insure the required standards of accuracy subject to modification by mutual agreement.

6. During the course of this program, all field and analytical work of either party pertaining to this program shall be open to the inspection of the other party, and if the work is not being carried on in a mutually satisfactory manner, either party may terminate this agreement upon 60 days written notice to the other party.

7. The original records resulting from this program will be deposited in the office of origin of those records. Upon request, copies of the original records will be provided to the office of the other party.

8. The maps, records or reports resulting from this program shall be made available to the public as promptly as possible. The maps, records or reports normally will be published by the party of the first part. However, the party of the second part reserves the right to publish the results of this program and, if already published by the party of the first part shall, upon request; be furnished by the party of the first part; at cost, impressions suitable for purposes of reproduction similar to that for which the original copy was prepared. The maps, records or reports published by either party shall contain a statement of the cooperative relations between the parties.

Form 9-1366
(April 2015)

U.S. Department of the Interior
U.S. Geological Survey
Joint Funding Agreement
FOR
Water Resource Investigations

Agreement#: 18ESMS000000006
Customer#: 6000001885
Project #: ML009Z5
TIN #: 64-6000432
USGS DUNS #: 012790072

9. USGS will issue billings utilizing Department of the Interior Bill for Collection (form DI-1040). Billing documents are to be rendered **annually**. Payments of bills are due within 60 days after the billing date. If not paid by the due date, interest will be charged at the current Treasury rate for each 30 day period, or portion thereof, that the payment is delayed beyond the due date. (31 USC 3717; Comptroller General File B-212222, August 23, 1983.).

USGS Technical Point of Contact

Name: Michael Runner
Supervisory Hydrologist
Address: 308 S. Airport Road
Jackson, MS 39208
Telephone: (601) 933-2941
Fax: (601) 933-2901
Email: msrunner@usgs.gov

Customer Technical Point of Contact

Name: Lamar Rutland
City Engineer
Address: P.O. Box 1891
Hattiesburg, MS 39403
Telephone: (601) 545-4640
Fax:
Email: lrutland@hattiesburgms.com

USGS Billing Point of Contact

Name: Desvin Jones
Administrative Specialist
Address: 3535 S. Sherwood Forest Blvd. Ste. 120
Baton Rouge, LA. 70816
Telephone: 225-298-5481 ext 3114
Fax: 225-298-5490
Email: ddjones@usgs.gov

Customer Billing Point of Contact

Name: Lamar Rutland
City Engineer
Address: P.O. Box 1891
Hattiesburg, MS 39403
Telephone: (601) 545-4640
Fax:
Email: lrutland@hattiesburgms.com

U.S. Geological Survey
United States
Department of Interior

Signature

By_____ **Date: Aug 11, 2017**
Name: W. Scott Gain
Title: Director

City of Hattiesburg

Signatures

By_____ **Date:** _____
Name:
Title:

By_____ **Date:** _____
Name:
Title:

By_____ **Date:** _____
Name:
Title:

Form 9-1366
(April 2015)

U.S. Department of the Interior
U.S. Geological Survey
Joint Funding Agreement
FOR
Water Resource Investigations

Agreement#: 18ESMS000000006
Customer#: 6000001885
Project #: ML009Z5
TIN #: 64-6000432
USGS DUNS #: 012790072

Fixed Cost Agreement YES[X] NO[ ]

THIS AGREEMENT is entered into as of the October 1, 2017, by the U.S. GEOLOGICAL SURVEY, Lower Mississippi Gulf Water Science Center, UNITED STATES DEPARTMENT OF THE INTERIOR, party of the first part, and the City of Hattiesburg party of the second part.

1. The parties hereto agree that subject to the availability of appropriations and in accordance with their respective authorities there shall be maintained in cooperation Water Resource Investigations of a flood monitoring site on the Bouie River at Glendale Avenue. The Bouie River flood monitoring site will provide real-time river stage data via the USGS Web site during flood events and will be utilized by the National Weather Service to provide flood forecast information to local residents and emergency managers during future flood eventsherein called the program. The USGS legal authority is 43 USC 36C; 43 USC 50, and 43 USC 50b.

2. The following amounts shall be contributed to cover all of the cost of the necessary field and analytical work directly related to this program. 2(b) include In-Kind-Services in the amount of $0.00

(a) $4,290 by the party of the first part during the period October 1, 2017 to September 30, 2018

(b) $5,865 by the party of the second part during the period October 1, 2017 to September 30, 2018

(c) Contributions are provided by the party of the first part through other USGS regional or national programs, in the amount of :

Description of the USGS regional/national program:

(d) Additional or reduced amounts by each party during the above period or succeeding periods as may be determined by mutual agreement and set forth in an exchange of letters between the parties

(e) The performance period may be changed by mutual agreement and set forth in an exchange of letters between the parties.

3. The costs of this program may be paid by either party in conformity with the laws and regulations respectively governing each party.

4. The field and analytical work pertaining to this program shall be under the direction of or subject to periodic review by an authorized representative of the party of the first part.

5. The areas to be included in the program shall be determined by mutual agreement between the parties hereto or their authorized representatives. The methods employed in the field and office shall be those adopted by the party of the first part to insure the required standards of accuracy subject to modification by mutual agreement.

6. During the course of this program, all field and analytical work of either party pertaining to this program shall be open to the inspection of the other party, and if the work is not being carried on in a mutually satisfactory manner, either party may terminate this agreement upon 60 days written notice to the other party.

7. The original records resulting from this program will be deposited in the office of origin of those records. Upon request, copies of the original records will be provided to the office of the other party.

8. The maps, records or reports resulting from this program shall be made available to the public as promptly as possible. The maps, records or reports normally will be published by the party of the first part. However, the party of the second part reserves the right to publish the results of this program and, if already published by the party of the first part shall, upon request; be furnished by the party of the first part; at cost, impressions suitable for purposes of reproduction similar to that for which the original copy was prepared. The maps, records or reports published by either party shall contain a statement of the cooperative relations between the parties.

Form 9-1366
(April 2015)

U.S. Department of the Interior
U.S. Geological Survey
Joint Funding Agreement
FOR
Water Resource Investigations

Agreement#: 18ESMS000000006
Customer#: 6000001885
Project #: ML009Z5
TIN #: 64-6000432
USGS DUNS #: 012790072

9. USGS will issue billings utilizing Department of the Interior Bill for Collection (form DI-1040). Billing documents are to be rendered **annually**. Payments of bills are due within 60 days after the billing date. If not paid by the due date, interest will be charged at the current Treasury rate for each 30 day period, or portion thereof, that the payment is delayed beyond the due date. (31 USC 3717; Comptroller General File B-212222, August 23, 1983.).

USGS Technical Point of Contact

Name: Michael Runner
Supervisory Hydrologist
Address: 308 S. Airport Road
Jackson, MS 39208
Telephone: (601) 933-2941
Fax: (601) 933-2901
Email: msrunner@usgs.gov

Customer Technical Point of Contact

Name: Lamar Rutland
City Engineer
Address: P.O. Box 1891
Hattiesburg, MS 39403
Telephone: (601) 545-4640
Fax:
Email: lrutland@hattiesburgms.com

USGS Billing Point of Contact

Name: Desvin Jones
Administrative Specialist
Address: 3535 S. Sherwood Forest Blvd. Ste. 120
Baton Rouge, LA. 70816
Telephone: 225-298-5481 ext 3114
Fax: 225-298-5490
Email: ddjones@usgs.gov

Customer Billing Point of Contact

Name: Lamar Rutland
City Engineer
Address: P.O. Box 1891
Hattiesburg, MS 39403
Telephone: (601) 545-4640
Fax:
Email: lrutland@hattiesburgms.com

U.S. Geological Survey
United States
Department of Interior

Signature

By_____ **Date: Aug 11, 2017**
Name: W. Scott Gain
Title: Director

City of Hattiesburg

Signatures

By_____ **Date:** 9-19-17
Name: Toby Barker
Title: Mayor

By_____ **Date:** 9-19-17
Name: Kermas Eaton
Title: City Clerk

By_____ **Date:** _____
Name:
Title:

City of Hattiesburg, MS

200 Forrest St.
P.O. Box 1898
Hattiesburg, MS 39401

Master

File Number: 2017-713

File ID:	2017-713	**Type:**	Regular Agenda Item	**Status:**	Approved
Version:	1	**Reference:**		**In Control:**	City Council
Requester:	Andrew Ellard			**File Created:**	09/07/2017
Brief Title:	Housing Rehabilitation Grant Award - 107 Montague Drive			**Final Action:**	09/19/2017
				Minute Book Number:	MB2017-405

Title:

Approve and authorize Mayor to execute in triplicate a Contractor and Owner Agreement and a Housing Rehabilitation Grant Award to Mary Craft of 107 Montague Drive in an amount not to exceed $50,000, according to the Housing Rehabilitation and Housing Programs Manual Section VII (E). {Entitlement}

Notes:			
		Agenda Date:	09/19/2017
Indexes:		**Agenda Number:**	V.-22
Sponsors:		**Enactment Date:**	
Attachments:	Housing Rehabilittion Grant Award - 107 Montague Drive 09.06.17, executed Housing Rehabilittion Grant Award - 107 Montague Drive 09.06.17, Fully executed COHCD Contractor Owner Mary Craft 107 Montague Drive, Fully executed Grant Agreement Award Mary Craft	**Enactment Number:**	
Contact:		**Meeting Date:**	09/19/2017
Drafter:	Kevin Jordan	**Effective Date:**	

History of Legislative File

Version:	Acting Body:	Date:	Action:	Sent To:	Due Date:	Return Date:	Result:
1	City Council	09/19/2017	Approve and Authorize				Pass

Action Text: A MOTION was made by Council Member Delgado and seconded by Council Vice President Dryden to Approve and authorize Mayor to execute in triplicate a Contractor and Owner Agreement and a Housing Rehabilitation Grant Award to Mary Craft of 107 Montague Drive in an amount not to exceed $50,000, according to the Housing Rehabilitation and Housing Programs Manual Section VII (E). {Entitlement}

There being no discussion, the Motion received the affirmative vote of the Council as follows:

Yeas: 5 - George, Delgado, Carroll, Dryden and Brown

Nays: 0

Yea: 5 Council Member George
Council Member Delgado
Council President Carroll
Council Vice President Dryden
Council Member Brown

Text of Legislative File 2017-713

Title

Approve and authorize Mayor to execute in triplicate a Contractor and Owner Agreement and a Housing Rehabilitation Grant Award to Mary Craft of 107 Montague Drive in an amount not to exceed $50,000, according to the Housing Rehabilitation and Housing Programs Manual Section VII (E). {Entitlement}

Summary

Contractor and Owner Agreement, Housing Rehabilitation Award-Mary Craft, 107 Montague Drive

Budget Information

Expenditure Type

Purchasing Item

Publication Information

CITY OF HATTIESBURG COMMUNITY DEVELOPMENT
Homeowner Rehabilitation/Reconstruction Program
Project HRRP

Contractor & Owner Agreement

THIS AGREEMENT, made the 19th day of September, 2017 and between the City of Hattiesburg Community Development Division (COHCD) Homeowner Rehabilitation/Reconstruction Program (HRRP) and Mary Craft of 107 Montague Drive, hereinafter called Owner, and _____, with its principal place of business located at _____, Hattiesburg, Mississippi _____, hereinafter called the Contractor.

WITNESSETH

1. SCOPE OF WORK

The Contractor shall furnish all labor, materials, tools, supplies, supervision and other services and shall perform all operations necessary and required to satisfactorily complete the work shown on the drawings, work write-up (Exhibit 1), work agreement (Exhibit 2) and described in the specifications and other Contract Documents prepared for the **107 Montague Drive** Project by COHCD, said work to be performed on the structure(s)/property located at **107 Montague Drive**, Hattiesburg, Mississippi, all in accordance with terms of the Contract Documents.

2. TIME OF COMPLETION

The Owner/COHCD shall issue a written Notice to Proceed within 5 days from the date of the Owner/COHCD signing of this Agreement, accepting the Contractor's bid and proposal, providing the Contractor has obtained the necessary permits and related documents (if needed) and has presented them to the Owner/COHCD. If the Notice to Proceed is not received by the Contractor within this 5 day period, the Contractor may at his option terminate his obligation under this Agreement, provided he has obtained the necessary permits and related documentation within (15) days from the date of the Owner's/COHCD's signing of this Agreement, the Owner/COHCD has the option of terminating the Contract for cause.

The Contractor shall commence working within ten (10) calendar days, as time is of the essence in the completion of this contract, after issuance of the Notice to Proceed, and it is to be completed within sixty (60) working days after the issuance of the Notice to Proceed. **One hundred dollars ($100.00) per day, as liquidated damages, will be deducted from the final payment for every day project rehabilitation completion exceeds sixty (60) working days.** The Owner/COHCD has the option of terminating the Contract for failure to commence work within the time allowed by the Contract Agreement.

3. COMPENSATION

As full consideration for the satisfactory performance by Contractor of this Contract, the Owner/COHCD shall pay to the Contractor the sum of _____ ( ) subject to any written additions or deductions provided and incorporated herein, in accordance with the payment provisions of this Contract.

4. CHANGES IN THE WORK

The Owner/COHCD without invalidating the Contract may order Changes in Work consisting of additions, deletions, or modifications, the Contract Sum and the Contract Time being adjusted accordingly. All such Changes in the Work shall be authorized by written Change Order signed by the Owner and COHCD or their duly authorized agent.

The Contract Sum and the Contract Time may be changed by a Change Order. The cost or credit to the Owner/COHCD from a Change in the Work shall be determined by mutual agreement before executing the Work involved.

5. CORRECTION OF WORK

The Contractor shall correct any work that fails to conform to the requirements of the Contract Documents where such failure to conform appears during the progress of the Work, and shall remedy any defects due to faulty materials, equipment or workmanship which appears within a period of one year from the Date of substantial Completion of the Contract or within such longer period of time as may be prescribed by law or by the terms of any applicable special guarantee required by the Contract Documents. The provisions of this statement apply to Work done by Subcontractors as well as to Work done by direct employees of the Contractor.

6. TERMINATION BY THE OWNER

If the Contractor defaults or neglects to carry out the Work in accordance with the Contract Documents or fails to perform any provisions of the Contract, the Owner/COHCD may, after seven days written notice to the Contractor and without prejudice to any other remedy they may have, make good such deficiencies and may deduct the cost thereof from the payment then or thereafter due the Contractor. If the Contractor's workmanship is deficient and he fails to remedy such work within a specified time period, the Owner/COHCD, at their option, may terminate the Contract and take possession of the site and all materials, supplies and equipment incorporated in the work thereon. The Owner/COHCD may finish the Work by whatever method they may deem expedient. If the unpaid balance of the Contract Sum exceeds the expenses of finishing the Work, such excess shall be paid to the Contractor for approved work completed, but if such expense exceeds such unpaid balance, the Contractor shall pay the difference to the Owner/COHCD.

7. PAYMENTS/DRAWS

Payments may be withheld on account of (1) defective Work not remedied, (2) claims filed, (3) failure of the Contractor to make payments properly to Subcontractors or for labor, materials or equipment, (4) damage to another contractor or (5) unsatisfactory prosecution of the Work of the Contractor.

Final payment shall not be due until the Contractor has delivered to the Owner/CHOCD filed lien waivers/releases, indemnifying them against any lien.

The making of final payment shall constitute a waiver of all claims by the Owner/COHCD except those arising from (1) unsettled liens, (2) faulty or defective Work appearing after Substantial Completion, (3) failure of Work to comply with the Requirements of the Contract Documents or (4) terms of any special guarantees required

by the Contract Documents. The acceptance of the final payment shall constitute a wavier of all claims by the Contractor except those preciously made in writing and still unsettled.

1. _____
2. _____
3. _____
4. _____
5. _____

8. ACCEPTANCE AND FINAL PAYMENT

Final payment shall be due thirty (30) days after completion and acceptance of the work, provided the Contract has been satisfactorily performed, subject to the provision of the General Conditions of the Contract.

9. DEED RESTRICTION

There will be deed restriction attached to **107 Montague Drive** for five (5) years. Homeowner agrees to occupy the rehabilitated home for five (5) years after rehabilitation activities are completed. The homeowner agrees to pay the prorated grant amount and legal fees associated with securing repayment to the City of Hattiesburg in the event the property is sold, transferred or disposed of prior to the expiration of the five (5) year affordability period. **Homeowner acknowledges and agrees that this contract shall be binding on his/hers/their heirs, executors and assigns.**

10. ASSIGNMENT OF CONTRACT

This agreement may not be assigned to any Contractor or Agent of Contractor. IN WITNESS WHEREOF, the parties hereto executed this Agreement the _____ day of _____, 2017.

_____
Mary Craft Date

_____
Spouse's Signature Date

City of Hattiesburg, Mississippi

By: _____
Toby Barker, Mayor

Date: September 19, 2017

Attest: _____
City Clerk

Contractor

By: _____

Date: _____

Attest: _____

CITY OF HATTIESBURG
HOUSING REHABILITATION (25K+)
GRANT AWARD AGREEMENT

General Terms and Conditions

1. _____ I certify that I currently live in and own the home for which I am accepting repair assistance.

2. _____ I agree to remain in Hattiesburg during the course of the repairs being performed and to make my home accessible between the hours of 7:00 a.m. and 5:00 p.m., Monday through Friday, unless otherwise arranged.

3. _____ I understand that I am responsible for packing and storage of jewelry, family heirlooms, food, cleaning and other chemicals, lawn equipment, and toiletries for the duration of the repair work as necessary.

4. _____ I understand that the discovery of illegal activities or the use of verbal or physical threats of harm towards City employees, the contractor or his workers will result in an immediate termination of all repair activities.

5. _____ I agree that the City has irrevocable rights and permission to use my name and to use, reproduce, exhibit, copyright and publish photographic images and/or videotaped images of me and/or my home for advertising, trade and/or any other lawful purpose.

6. _____ I agree to attend Homeowner's Maintenance Training and understand that I will be contacted with the dates and times for this mandatory training.

7. _____ I certify that I am not an employee of the City of Hattiesburg, nor do I have an immediate family member who is an elected official of the City of Hattiesburg nor an employee who is responsible for the administration, management and oversight of the program (Community Development Division Staff).

8. _____ I hereby agree to occupy the home to be rehabilitated for a period of not less than **five (5)** years after completion of the repairs funded under in the Housing Rehabilitation Program. **(Homeowner acknowledges and agrees that this agreement shall be binding on his/hers/their heirs, executors and assigns.)**

9. _____ I agree to repay the prorated grant amount and legal fees associated with securing repayment to the City should I sale, transfer or dispose of the property prior to the expiration of the ***five*** **(5)** year affordability period.

10. _____ I understand that I cannot apply for another Housing Rehabilitation or Housing Repair Grant within the **five (5)** year affordability period.

11. _____ I hereby agree to maintain homeowner's insurance and when applicable, flood insurance.

12. _____ I hereby agree to maintain all county and city property taxes as they come due during the affordability period.

13. _____ I hereby agree that the completion of the repairs for which these grant funds are awarded shall constitute a complete work agreement and I will sign all the necessary paperwork to allow for payment to the contractor.

By my signature below I, **Mary Craft of 107 Montague Drive,** agree to all the terms of this grant and understand that failure to abide by any of the terms will result in forfeiture of my grant and/or repayment of expended grant funds this the _____ day of _____, 2017.

_____
Homeowner's Signature

_____
Spouse's Signature

GRANT AWARD

The Homeowner(s), Mary Craft of 107 Montague Drive, is hereby awarded a Housing Rehabilitation Grant for General Construction costs in an amount not to exceed $50,000 [excluding 10% allowance for change order/discovery repairs according to the Housing Rehabilitation and Housing Programs Manual Section VIII (E)]. Lead and Asbestos activities have been contracted separately on this the 19th day of September, 2017.

City of Hattiesburg, Mississippi	**Contractor**
By: _____ Toby Barker, Mayor	By: _____
Date: September 19, 2017	Date: _____
Attest: _____ City Clerk	Attest: _____

CITY OF HATTIESBURG COMMUNITY DEVELOPMENT
Homeowner Rehabilitation/Reconstruction Program
Project HRRP

Contractor & Owner Agreement

THIS AGREEMENT, made the 19th day of September, 2017 and between the City of Hattiesburg Community Development Division (COHCD) Homeowner Rehabilitation/Reconstruction Program (HRRP) and Mary Craft of 107 Montague Drive, hereinafter called Owner, and _____, with its principal place of business located at _____, Hattiesburg, Mississippi _____, hereinafter called the Contractor.

WITNESSETH

1. SCOPE OF WORK

The Contractor shall furnish all labor, materials, tools, supplies, supervision and other services and shall perform all operations necessary and required to satisfactorily complete the work shown on the drawings, work write-up (Exhibit 1), work agreement (Exhibit 2) and described in the specifications and other Contract Documents prepared for the **107 Montague Drive** Project by COHCD, said work to be performed on the structure(s)/property located at **107 Montague Drive**, Hattiesburg, Mississippi, all in accordance with terms of the Contract Documents.

2. TIME OF COMPLETION

The Owner/COHCD shall issue a written Notice to Proceed within 5 days from the date of the Owner/COHCD signing of this Agreement, accepting the Contractor's bid and proposal, providing the Contractor has obtained the necessary permits and related documents (if needed) and has presented them to the Owner/COHCD. If the Notice to Proceed is not received by the Contractor within this 5 day period, the Contractor may at his option terminate his obligation under this Agreement, provided he has obtained the necessary permits and related documentation within (15) days from the date of the Owner's/COHCD's signing of this Agreement, the Owner/COHCD has the option of terminating the Contract for cause.

The Contractor shall commence working within ten (10) calendar days, as time is of the essence in the completion of this contract, after issuance of the Notice to Proceed, and it is to be completed within sixty (60) working days after the issuance of the Notice to Proceed. **One hundred dollars ($100.00) per day, as liquidated damages, will be deducted from the final payment for every day project rehabilitation completion exceeds sixty (60) working days.** The Owner/COHCD has the option of terminating the Contract for failure to commence work within the time allowed by the Contract Agreement.

3. COMPENSATION

As full consideration for the satisfactory performance by Contractor of this Contract, the Owner/COHCD shall pay to the Contractor the sum of _____ ( ) subject to any written additions or deductions provided and incorporated herein, in accordance with the payment provisions of this Contract.

4. CHANGES IN THE WORK

The Owner/COHCD without invalidating the Contract may order Changes in Work consisting of additions, deletions, or modifications, the Contract Sum and the Contract Time being adjusted accordingly. All such Changes in the Work shall be authorized by written Change Order signed by the Owner and COHCD or their duly authorized agent.

The Contract Sum and the Contract Time may be changed by a Change Order. The cost or credit to the Owner/COHCD from a Change in the Work shall be determined by mutual agreement before executing the Work involved.

5. CORRECTION OF WORK

The Contractor shall correct any work that fails to conform to the requirements of the Contract Documents where such failure to conform appears during the progress of the Work, and shall remedy any defects due to faulty materials, equipment or workmanship which appears within a period of one year from the Date of substantial Completion of the Contract or within such longer period of time as may be prescribed by law or by the terms of any applicable special guarantee required by the Contract Documents. The provisions of this statement apply to Work done by Subcontractors as well as to Work done by direct employees of the Contractor.

6. TERMINATION BY THE OWNER

If the Contractor defaults or neglects to carry out the Work in accordance with the Contract Documents or fails to perform any provisions of the Contract, the Owner/COHCD may, after seven days written notice to the Contractor and without prejudice to any other remedy they may have, make good such deficiencies and may deduct the cost thereof from the payment then or thereafter due the Contractor. If the Contractor's workmanship is deficient and he fails to remedy such work within a specified time period, the Owner/COHCD, at their option, may terminate the Contract and take possession of the site and all materials, supplies and equipment incorporated in the work thereon. The Owner/COHCD may finish the Work by whatever method they may deem expedient. If the unpaid balance of the Contract Sum exceeds the expenses of finishing the Work, such excess shall be paid to the Contractor for approved work completed, but if such expense exceeds such unpaid balance, the Contractor shall pay the difference to the Owner/COHCD.

7. PAYMENTS/DRAWS

Payments may be withheld on account of (1) defective Work not remedied, (2) claims filed, (3) failure of the Contractor to make payments properly to Subcontractors or for labor, materials or equipment, (4) damage to another contractor or (5) unsatisfactory prosecution of the Work of the Contractor.

Final payment shall not be due until the Contractor has delivered to the Owner/CHOCD filed lien waivers/releases, indemnifying them against any lien.

The making of final payment shall constitute a waiver of all claims by the Owner/COHCD except those arising from (1) unsettled liens, (2) faulty or defective Work appearing after Substantial Completion, (3) failure of Work to comply with the Requirements of the Contract Documents or (4) terms of any special guarantees required

by the Contract Documents. The acceptance of the final payment shall constitute a wavier of all claims by the Contractor except those preciously made in writing and still unsettled.

1. _____
2. _____
3. _____
4. _____
5. _____

8. ACCEPTANCE AND FINAL PAYMENT

Final payment shall be due thirty (30) days after completion and acceptance of the work, provided the Contract has been satisfactorily performed, subject to the provision of the General Conditions of the Contract.

9. DEED RESTRICTION

There will be deed restriction attached to **107 Montague Drive** for five (5) years. Homeowner agrees to occupy the rehabilitated home for five (5) years after rehabilitation activities are completed. The homeowner agrees to pay the prorated grant amount and legal fees associated with securing repayment to the City of Hattiesburg in the event the property is sold, transferred or disposed of prior to the expiration of the five (5) year affordability period. **Homeowner acknowledges and agrees that this contract shall be binding on his/hers/their heirs, executors and assigns.**

10. ASSIGNMENT OF CONTRACT

This agreement may not be assigned to any Contractor or Agent of Contractor. IN WITNESS WHEREOF, the parties hereto executed this Agreement the _____ day of _____, 2017.

_____ _____

Mary Craft Date Spouse's Signature Date

City of Hattiesburg, Mississippi

By: _____
Toby Barker, Mayor

Date: September 19, 2017

Attest: _____
City Clerk

Contractor

By: _____

Date: _____

Attest: _____

CITY OF HATTIESBURG
HOUSING REHABILITATION (25K+)
GRANT AWARD AGREEMENT

General Terms and Conditions

1. _____ I certify that I currently live in and own the home for which I am accepting repair assistance.

2. _____ I agree to remain in Hattiesburg during the course of the repairs being performed and to make my home accessible between the hours of 7:00 a.m. and 5:00 p.m., Monday through Friday, unless otherwise arranged.

3. _____ I understand that I am responsible for packing and storage of jewelry, family heirlooms, food, cleaning and other chemicals, lawn equipment, and toiletries for the duration of the repair work as necessary.

4. _____ I understand that the discovery of illegal activities or the use of verbal or physical threats of harm towards City employees, the contractor or his workers will result in an immediate termination of all repair activities.

5. _____ I agree that the City has irrevocable rights and permission to use my name and to use, reproduce, exhibit, copyright and publish photographic images and/or videotaped images of me and/or my home for advertising, trade and/or any other lawful purpose.

6. _____ I agree to attend Homeowner's Maintenance Training and understand that I will be contacted with the dates and times for this mandatory training.

7. _____ I certify that I am not an employee of the City of Hattiesburg, nor do I have an immediate family member who is an elected official of the City of Hattiesburg nor an employee who is responsible for the administration, management and oversight of the program (Community Development Division Staff).

8. _____ I hereby agree to occupy the home to be rehabilitated for a period of not less than **five (5)** years after completion of the repairs funded under in the Housing Rehabilitation Program. **(Homeowner acknowledges and agrees that this agreement shall be binding on his/hers/their heirs, executors and assigns.)**

9. _____ I agree to repay the prorated grant amount and legal fees associated with securing repayment to the City should I sale, transfer or dispose of the property prior to the expiration of the ***five*** **(5)** year affordability period.

10. _____ I understand that I cannot apply for another Housing Rehabilitation or Housing Repair Grant within the **five (5)** year affordability period.

11. _____ I hereby agree to maintain homeowner's insurance and when applicable, flood insurance.

12. _____ I hereby agree to maintain all county and city property taxes as they come due during the affordability period.

13. _____ I hereby agree that the completion of the repairs for which these grant funds are awarded shall constitute a complete work agreement and I will sign all the necessary paperwork to allow for payment to the contractor.

By my signature below I, **Mary Craft of 107 Montague Drive,** agree to all the terms of this grant and understand that failure to abide by any of the terms will result in forfeiture of my grant and/or repayment of expended grant funds this the _____ day of _____, 2017.

_____ Homeowner's Signature

_____ Spouse's Signature

GRANT AWARD

The Homeowner(s), Mary Craft of 107 Montague Drive, is hereby awarded a Housing Rehabilitation Grant for General Construction costs in an amount not to exceed $50,000 [excluding 10% allowance for change order/discovery repairs according to the Housing Rehabilitation and Housing Programs Manual Section VIII (E)]. Lead and Asbestos activities have been contracted separately on this the 19th day of September, 2017.

City of Hattiesburg, Mississippi

By: _____
Toby Barker, Mayor

Date: September 19, 2017

Attest: _____
City Clerk

Contractor

By: _____

Date: _____

Attest: _____

CITY OF HATTIESBURG COMMUNITY DEVELOPMENT
Homeowner Rehabilitation/Reconstruction Program
Project HRRP

Contractor & Owner Agreement

THIS AGREEMENT, made the 19th day of September, 2017 and between the City of Hattiesburg Community Development Division (COHCD) Homeowner Rehabilitation/Reconstruction Program (HRRP) and Mary Craft of 107 Montague Drive, hereinafter called Owner, and Hollimon Construction (Curtis Hollimon), with its principal place of business located at 145 Hinton Drive, Hattiesburg, Mississippi 39401, hereinafter called the Contractor.

WITNESSETH

1. SCOPE OF WORK

The Contractor shall furnish all labor, materials, tools, supplies, supervision and other services and shall perform all operations necessary and required to satisfactorily complete the work shown on the drawings, work write-up (Exhibit 1), work agreement (Exhibit 2) and described in the specifications and other Contract Documents prepared for the **107 Montague Drive** Project by COHCD, said work to be performed on the structure(s)/property located at **107 Montague Drive**, Hattiesburg, Mississippi, all in accordance with terms of the Contract Documents.

2. TIME OF COMPLETION

The Owner/COHCD shall issue a written Notice to Proceed within 5 days from the date of the Owner/COHCD signing of this Agreement, accepting the Contractor's bid and proposal, providing the Contractor has obtained the necessary permits and related documents (if needed) and has presented them to the Owner/COHCD. If the Notice to Proceed is not received by the Contractor within this 5 day period, the Contractor may at his option terminate his obligation under this Agreement, provided he has obtained the necessary permits and related documentation within (15) days from the date of the Owner's/COHCD's signing of this Agreement, the Owner/COHCD has the option of terminating the Contract for cause.

The Contractor shall commence working within ten (10) calendar days, as time is of the essence in the completion of this contract, after issuance of the Notice to Proceed, and it is to be completed within sixty (60) working days after the issuance of the Notice to Proceed. **One hundred dollars ($100.00) per day, as liquidated damages, will be deducted from the final payment for every day project rehabilitation completion exceeds sixty (60) working days.** The Owner/COHCD has the option of terminating the Contract for failure to commence work within the time allowed by the Contract Agreement.

3. COMPENSATION

As full consideration for the satisfactory performance by Contractor of this Contract, the Owner/COHCD shall pay to the Contractor the sum of Forty-nine thousand five hundred twenty dollars and 00/100 ($49, 520.00) subject to any written additions or deductions provided and incorporated herein, in accordance with the payment provisions of this Contract.

4. CHANGES IN THE WORK

The Owner/COHCD without invalidating the Contract may order Changes in Work consisting of additions, dclctions, or modifications, the Contract Sum and the Contract Time being adjusted accordingly. All such Changes in the Work shall be authorized by written Change Order signed by the Owner and COHCD or their duly authorized agent.

The Contract Sum and the Contract Time may be changed by a Change Order. The cost or credit to the Owner/COHCD from a Change in the Work shall be determined by mutual agreement before executing the Work involved.

5. CORRECTION OF WORK

The Contractor shall correct any work that fails to conform to the requirements of the Contract Documents where such failure to conform appears during the progress of the Work, and shall remedy any defects due to faulty materials, equipment or workmanship which appears within a period of one year from the Date of substantial Completion of the Contract or within such longer period of time as may be prescribed by law or by the terms of any applicable special guarantee required by the Contract Documents. The provisions of this statement apply to Work done by Subcontractors as well as to Work done by direct employees of the Contractor.

6. TERMINATION BY THE OWNER

If the Contractor defaults or neglects to carry out the Work in accordance with the Contract Documents or fails to perform any provisions of the Contract, the Owner/COHCD may, after seven days written notice to the Contractor and without prejudice to any other remedy they may have, make good such deficiencies and may deduct the cost thereof from the payment then or thereafter due the Contractor. If the Contractor's workmanship is deficient and he fails to remedy such work within a specified time period, the Owner/COHCD, at their option, may terminate the Contract and take possession of the site and all materials, supplies and equipment incorporated in the work thereon. The Owner/COHCD may finish the Work by whatever method they may deem expedient. If the unpaid balance of the Contract Sum exceeds the expenses of finishing the Work, such excess shall be paid to the Contractor for approved work completed, but if such expense exceeds such unpaid balance, the Contractor shall pay the difference to the Owner/COHCD.

7. PAYMENTS/DRAWS

Payments may be withheld on account of (1) defective Work not remedied, (2) claims filed, (3) failure of the Contractor to make payments properly to Subcontractors or for labor, materials or equipment, (4) damage to another contractor or (5) unsatisfactory prosecution of the Work of the Contractor.

Final payment shall not be due until the Contractor has delivered to the Owner/CHOCD filed lien waivers/releases, indemnifying them against any lien.

The making of final payment shall constitute a waiver of all claims by the Owner/COHCD except those arising from (1) unsettled liens, (2) faulty or defective Work appearing after Substantial Completion, (3) failure of Work to comply with the Requirements of the Contract Documents or (4) terms of any special guarantees required

by the Contract Documents. The acceptance of the final payment shall constitute a wavier of all claims by the Contractor except those preciously made in writing and still unsettled.

1. _____
2. _____
3. _____
4. _____
5. _____

8. ACCEPTANCE AND FINAL PAYMENT

Final payment shall be due thirty (30) days after completion and acceptance of the work, provided the Contract has been satisfactorily performed, subject to the provision of the General Conditions of the Contract.

9. DEED RESTRICTION

There will be deed restriction attached to **107 Montague Drive** for five (5) years. Homeowner agrees to occupy the rehabilitated home for five (5) years after rehabilitation activities are completed. The homeowner agrees to pay the prorated grant amount and legal fees associated with securing repayment to the City of Hattiesburg in the event the property is sold, transferred or disposed of prior to the expiration of the five (5) year affordability period. **Homeowner acknowledges and agrees that this contract shall be binding on his/hers/their heirs, executors and assigns.**

10. ASSIGNMENT OF CONTRACT

This agreement may not be assigned to any Contractor or Agent of Contractor. IN WITNESS WHEREOF, the parties hereto executed this Agreement the 9th day of January, 2018.

Mary Craft 1-9-18

Mary Craft Date

Spouse's Signature Date

City of Hattiesburg, Mississippi

By: _____
Toby Barker, Mayor

Date: September 19, 2017

Attest: _____
City Clerk

Contractor

By: _____

Date: 1-9-18

Attest: _____

CITY OF HATTIESBURG
HOUSING REHABILITATION (25K+)
GRANT AWARD AGREEMENT

General Terms and Conditions

1. MC I certify that I currently live in and own the home for which I am accepting repair assistance.
2. MC I agree to remain in Hattiesburg during the course of the repairs being performed and to make my home accessible between the hours of 7:00 a.m. and 5:00 p.m., Monday through Friday, unless otherwise arranged.
3. MC I understand that I am responsible for packing and storage of jewelry, family heirlooms, food, cleaning and other chemicals, lawn equipment, and toiletries for the duration of the repair work as necessary.
4. MC I understand that the discovery of illegal activities or the use of verbal or physical threats of harm towards City employees, the contractor or his workers will result in an immediate termination of all repair activities.
5. MC I agree that the City has irrevocable rights and permission to use my name and to use, reproduce, exhibit, copyright and publish photographic images and/or videotaped images of me and/or my home for advertising, trade and/or any other lawful purpose.
6. MC I agree to attend Homeowner's Maintenance Training and understand that I will be contacted with the dates and times for this mandatory training.
7. MC I certify that I am not an employee of the City of Hattiesburg, nor do I have an immediate family member who is an elected official of the City of Hattiesburg nor an employee who is responsible for the administration, management and oversight of the program (Community Development Division Staff).
8. MC I hereby agree to occupy the home to be rehabilitated for a period of not less than **five (5)** years after completion of the repairs funded under in the Housing Rehabilitation Program. **(Homeowner acknowledges and agrees that this agreement shall be binding on his/hers/their heirs, executors and assigns.)**
9. MC I agree to repay the prorated grant amount and legal fees associated with securing repayment to the City should I sale, transfer or dispose of the property prior to the expiration of the ***five* (5)** year affordability period.
10. MC I understand that I cannot apply for another Housing Rehabilitation or Housing Repair Grant within the **five (5)** year affordability period.
11. MC I hereby agree to maintain homeowner's insurance and when applicable, flood insurance.
12. MC I hereby agree to maintain all county and city property taxes as they come due during the affordability period.
13. MC I hereby agree that the completion of the repairs for which these grant funds are awarded shall constitute a complete work agreement and I will sign all the necessary paperwork to allow for payment to the contractor.

By my signature below I, **Mary Craft of 107 Montague Drive,** agree to all the terms of this grant and understand that failure to abide by any of the terms will result in forfeiture of my grant and/or repayment of expended grant funds this the 9th day of January, 2017.

Mary Craft
Homeowner's Signature

Spouse's Signature

GRANT AWARD

The Homeowner(s), Mary Craft of 107 Montague Drive, is hereby awarded a Housing Rehabilitation Grant for General Construction costs in an amount not to exceed $50,000 [excluding 10% allowance for change order/discovery repairs according to the Housing Rehabilitation and Housing Programs Manual Section VIII (E)]. Lead and Asbestos activities have been contracted separately on this the 19th day of September, 2017.

City of Hattiesburg, Mississippi

By: Toby Barker, Mayor

Date: September 19, 2017

Attest: City Clerk

Contractor

By: Curtis Dallerson

Date: 1-9-18

Attest:

City of Hattiesburg, MS

200 Forrest St.
P.O. Box 1898
Hattiesburg, MS 39401

Master

File Number: 2017-714

File ID:	2017-714	**Type:**	Regular Agenda Item	**Status:**	Approved
Version:	1	**Reference:**		**In Control:**	City Council
Requester:	Andrew Ellard			**File Created:**	09/07/2017
Brief Title:	Housing Rehabilitation Grant Award - 141 Chambless Drive			**Final Action:**	09/19/2017
				Minute Book Number:	MB2017-405

Title:

Approve and authorize Mayor to execute in triplicate a Contractor and Owner Agreement and a Housing Rehabilitation Grant Award to Olivia Van Buren of 141 Chambless Drive in an amount not to exceed $50,000, according to the Housing Rehabilitation and Housing Programs Manual Section VII (E). {Entitlement}

Notes:			
		Agenda Date:	09/19/2017
Indexes:		**Agenda Number:**	V.-23
Sponsors:		**Enactment Date:**	
Attachments:	Housing Rehabilitation Grant Award - 141 Chambless Drive 09.06.17, executed Housing Rehabilitation Grant Award - 141 Chambless Drive 09.06.17, Fully executed COHCDD Contract O. VanBuren, Fully executed Grant Agreement O. VanBuren	**Enactment Number:**	
Contact:		**Meeting Date:**	
Drafter:	Kevin Jordan	**Effective Date:**	

History of Legislative File

Version:	Acting Body:	Date:	Action:	Sent To:	Due Date:	Return Date:	Result:
1	City Council	09/19/2017	Approve and Authorize				
	Action Text:	Approve and Authorize					
1	City Council	09/19/2017	Approve and Authorize				Pass

Action Text: A MOTION was made by Council Member Delgado and seconded by Council Vice President Dryden to Approve and authorize Mayor to execute in triplicate a Contractor and Owner Agreement and a Housing Rehabilitation Grant Award to Olivia Van Buren of 141 Chambless Drive in an amount not to exceed $50,000, according to the Housing Rehabilitation and Housing Programs Manual Section VII (E). {Entitlement}

There being no discussion, the Motion received the affirmative vote of the Council as follows:

Yeas: 5 - George, Delgado, Carroll, Dryden and Brown

Nays: 0

Yea: 5 Council Member George
Council Member Delgado
Council President Carroll
Council Vice President Dryden
Council Member Brown

Text of Legislative File 2017-714

Title

Approve and authorize Mayor to execute in triplicate a Contractor and Owner Agreement and a Housing Rehabilitation Grant Award to Olivia Van Buren of 141 Chambless Drive in an amount not to exceed $50,000, according to the Housing Rehabilitation and Housing Programs Manual Section VII (E). {Entitlement}

Summary

Contractor and Owner Agreement, Housing Rehabilitation Grant - Olivia Van Buren, 141 Chambless Drive

Budget Information

Expenditure Type

Purchasing Item

Publication Information

CITY OF HATTIESBURG COMMUNITY DEVELOPMENT
Homeowner Rehabilitation/Reconstruction Program
Project HRRP

Contractor & Owner Agreement

THIS AGREEMENT, made the 19th day of September, 2017 and between the City of Hattiesburg Community Development Division (COHCD) Homeowner Rehabilitation/Reconstruction Program (HRRP) and Olivia Van Buren of 141 Chambless Drive, hereinafter called Owner, and _____, with its principal place of business located at _____, Hattiesburg, Mississippi _____, hereinafter called the Contractor.

WITNESSETH

1. SCOPE OF WORK

The Contractor shall furnish all labor, materials, tools, supplies, supervision and other services and shall perform all operations necessary and required to satisfactorily complete the work shown on the drawings, work write-up (Exhibit 1), work agreement (Exhibit 2) and described in the specifications and other Contract Documents prepared for the **141 Chambless Drive** Project by COHCD, said work to be performed on the structure(s)/property located at **141 Chambless Drive**, Hattiesburg, Mississippi, all in accordance with terms of the Contract Documents.

2. TIME OF COMPLETION

The Owner/COHCD shall issue a written Notice to Proceed within 5 days from the date of the Owner/COHCD signing of this Agreement, accepting the Contractor's bid and proposal, providing the Contractor has obtained the necessary permits and related documents (if needed) and has presented them to the Owner/COHCD. If the Notice to Proceed is not received by the Contractor within this 5 day period, the Contractor may at his option terminate his obligation under this Agreement, provided he has obtained the necessary permits and related documentation within (15) days from the date of the Owner's/COHCD's signing of this Agreement, the Owner/COHCD has the option of terminating the Contract for cause.

The Contractor shall commence working within ten (10) calendar days, as time is of the essence in the completion of this contract, after issuance of the Notice to Proceed, and it is to be completed within sixty (60) working days after the issuance of the Notice to Proceed. **One hundred dollars ($100.00) per day, as liquidated damages, will be deducted from the final payment for every day project rehabilitation completion exceeds sixty (60) working days.** The Owner/COHCD has the option of terminating the Contract for failure to commence work within the time allowed by the Contract Agreement.

3. COMPENSATION

As full consideration for the satisfactory performance by Contractor of this Contract, the Owner/COHCD shall pay to the Contractor the sum of _____ ( ) subject to any written additions or deductions provided and incorporated herein, in accordance with the payment provisions of this Contract.

4. CHANGES IN THE WORK

The Owner/COHCD without invalidating the Contract may order Changes in Work consisting of additions, deletions, or modifications, the Contract Sum and the Contract Time being adjusted accordingly. All such Changes in the Work shall be authorized by written Change Order signed by the Owner and COHCD or their duly authorized agent.

The Contract Sum and the Contract Time may be changed by a Change Order. The cost or credit to the Owner/COHCD from a Change in the Work shall be determined by mutual agreement before executing the Work involved.

5. CORRECTION OF WORK

The Contractor shall correct any work that fails to conform to the requirements of the Contract Documents where such failure to conform appears during the progress of the Work, and shall remedy any defects due to faulty materials, equipment or workmanship which appears within a period of one year from the Date of substantial Completion of the Contract or within such longer period of time as may be prescribed by law or by the terms of any applicable special guarantee required by the Contract Documents. The provisions of this statement apply to Work done by Subcontractors as well as to Work done by direct employees of the Contractor.

6. TERMINATION BY THE OWNER

If the Contractor defaults or neglects to carry out the Work in accordance with the Contract Documents or fails to perform any provisions of the Contract, the Owner/COHCD may, after seven days written notice to the Contractor and without prejudice to any other remedy they may have, make good such deficiencies and may deduct the cost thereof from the payment then or thereafter due the Contractor. If the Contractor's workmanship is deficient and he fails to remedy such work within a specified time period, the Owner/COHCD, at their option, may terminate the Contract and take possession of the site and all materials, supplies and equipment incorporated in the work thereon. The Owner/COHCD may finish the Work by whatever method they may deem expedient. If the unpaid balance of the Contract Sum exceeds the expenses of finishing the Work, such excess shall be paid to the Contractor for approved work completed, but if such expense exceeds such unpaid balance, the Contractor shall pay the difference to the Owner/COHCD.

7. PAYMENTS/DRAWS

Payments may be withheld on account of (1) defective Work not remedied, (2) claims filed, (3) failure of the Contractor to make payments properly to Subcontractors or for labor, materials or equipment, (4) damage to another contractor or (5) unsatisfactory prosecution of the Work of the Contractor.

Final payment shall not be due until the Contractor has delivered to the Owner/CHOCD filed lien waivers/releases, indemnifying them against any lien.

The making of final payment shall constitute a waiver of all claims by the Owner/COHCD except those arising from (1) unsettled liens, (2) faulty or defective Work appearing after Substantial Completion, (3) failure of Work to comply with the Requirements of the Contract Documents or (4) terms of any special guarantees required

by the Contract Documents. The acceptance of the final payment shall constitute a wavier of all claims by the Contractor except those preciously made in writing and still unsettled.

1. _____
2. _____
3. _____
4. _____
5. _____

8. ACCEPTANCE AND FINAL PAYMENT

Final payment shall be due thirty (30) days after completion and acceptance of the work, provided the Contract has been satisfactorily performed, subject to the provision of the General Conditions of the Contract.

9. DEED RESTRICTION

There will be deed restriction attached to **141 Chambless Drive** for five (5) years. Homeowner agrees to occupy the rehabilitated home for five (5) years after rehabilitation activities are completed. The homeowner agrees to pay the prorated grant amount and legal fees associated with securing repayment to the City of Hattiesburg in the event the property is sold, transferred or disposed of prior to the expiration of the five (5) year affordability period. **Homeowner acknowledges and agrees that this contract shall be binding on his/hers/their heirs, executors and assigns.**

10. ASSIGNMENT OF CONTRACT

This agreement may not be assigned to any Contractor or Agent of Contractor. IN WITNESS WHEREOF, the parties hereto executed this Agreement the _____ day of _____, 2017.

_____
Olivia Van Buren Date

_____
Spouse's Signature Date

City of Hattiesburg, Mississippi

By: _____
Toby Barker, Mayor

Date: September 19, 2017

Attest: _____
City Clerk

Contractor

By: _____

Date: _____

Attest: _____

CITY OF HATTIESBURG
HOUSING REHABILITATION (25K+)
GRANT AWARD AGREEMENT

General Terms and Conditions

1. _____ I certify that I currently live in and own the home for which I am accepting repair assistance.

2. _____ I agree to remain in Hattiesburg during the course of the repairs being performed and to make my home accessible between the hours of 7:00 a.m. and 5:00 p.m., Monday through Friday, unless otherwise arranged.

3. _____ I understand that I am responsible for packing and storage of jewelry, family heirlooms, food, cleaning and other chemicals, lawn equipment, and toiletries for the duration of the repair work as necessary.

4. _____ I understand that the discovery of illegal activities or the use of verbal or physical threats of harm towards City employees, the contractor or his workers will result in an immediate termination of all repair activities.

5. _____ I agree that the City has irrevocable rights and permission to use my name and to use, reproduce, exhibit, copyright and publish photographic images and/or videotaped images of me and/or my home for advertising, trade and/or any other lawful purpose.

6. _____ I agree to attend Homeowner's Maintenance Training and understand that I will be contacted with the dates and times for this mandatory training.

7. _____ I certify that I am not an employee of the City of Hattiesburg, nor do I have an immediate family member who is an elected official of the City of Hattiesburg nor an employee who is responsible for the administration, management and oversight of the program (Community Development Division Staff).

8. _____ I hereby agree to occupy the home to be rehabilitated for a period of not less than **five (5)** years after completion of the repairs funded under in the Housing Rehabilitation Program. **(Homeowner acknowledges and agrees that this agreement shall be binding on his/hers/their heirs, executors and assigns.)**

9. _____ I agree to repay the prorated grant amount and legal fees associated with securing repayment to the City should I sale, transfer or dispose of the property prior to the expiration of the ***five*** **(5)** year affordability period.

10. _____ I understand that I cannot apply for another Housing Rehabilitation or Housing Repair Grant within the **five (5)** year affordability period.

11. _____ I hereby agree to maintain homeowner's insurance and when applicable, flood insurance.

12. _____ I hereby agree to maintain all county and city property taxes as they come due during the affordability period.

13. _____ I hereby agree that the completion of the repairs for which these grant funds are awarded shall constitute a complete work agreement and I will sign all the necessary paperwork to allow for payment to the contractor.

By my signature below I, **Olivia Van Buren of 141 Chambless Drive,** agree to all the terms of this grant and understand that failure to abide by any of the terms will result in forfeiture of my grant and/or repayment of expended grant funds this the _____ day of _____, 2017.

_____
Homeowner's Signature

_____
Spouse's Signature

GRANT AWARD

The Homeowner(s), Olivia Van Buren of 141 Chambless Drive, is hereby awarded a Housing Rehabilitation Grant for General Construction costs in an amount not to exceed $50,000 [excluding 10% allowance for change order/discovery repairs according to the Housing Rehabilitation and Housing Programs Manual Section VIII (E)]. Lead and Asbestos activities have been contracted separately on this the 19th day of September, 2017.

City of Hattiesburg, Mississippi

By: _____
Toby Barker, Mayor

Date: September 19, 2017

Attest: _____
City Clerk

Contractor

By: _____

Date: _____

Attest: _____

CITY OF HATTIESBURG COMMUNITY DEVELOPMENT
Homeowner Rehabilitation/Reconstruction Program
Project HRRP

Contractor & Owner Agreement

THIS AGREEMENT, made the 19th day of September, 2017 and between the City of Hattiesburg Community Development Division (COHCD) Homeowner Rehabilitation/Reconstruction Program (HRRP) and Olivia Van Buren of 141 Chambless Drive, hereinafter called Owner, and _____, with its principal place of business located at _____, Hattiesburg, Mississippi _____, hereinafter called the Contractor.

WITNESSETH

1. SCOPE OF WORK

The Contractor shall furnish all labor, materials, tools, supplies, supervision and other services and shall perform all operations necessary and required to satisfactorily complete the work shown on the drawings, work write-up (Exhibit 1), work agreement (Exhibit 2) and described in the specifications and other Contract Documents prepared for the **141 Chambless Drive** Project by COHCD, said work to be performed on the structure(s)/property located at **141 Chambless Drive**, Hattiesburg, Mississippi, all in accordance with terms of the Contract Documents.

2. TIME OF COMPLETION

The Owner/COHCD shall issue a written Notice to Proceed within 5 days from the date of the Owner/COHCD signing of this Agreement, accepting the Contractor's bid and proposal, providing the Contractor has obtained the necessary permits and related documents (if needed) and has presented them to the Owner/COHCD. If the Notice to Proceed is not received by the Contractor within this 5 day period, the Contractor may at his option terminate his obligation under this Agreement, provided he has obtained the necessary permits and related documentation within (15) days from the date of the Owner's/COHCD's signing of this Agreement, the Owner/COHCD has the option of terminating the Contract for cause.

The Contractor shall commence working within ten (10) calendar days, as time is of the essence in the completion of this contract, after issuance of the Notice to Proceed, and it is to be completed within sixty (60) working days after the issuance of the Notice to Proceed. **One hundred dollars ($100.00) per day, as liquidated damages, will be deducted from the final payment for every day project rehabilitation completion exceeds sixty (60) working days.** The Owner/COHCD has the option of terminating the Contract for failure to commence work within the time allowed by the Contract Agreement.

3. COMPENSATION

As full consideration for the satisfactory performance by Contractor of this Contract, the Owner/COHCD shall pay to the Contractor the sum of _____ ( ) subject to any written additions or deductions provided and incorporated herein, in accordance with the payment provisions of this Contract.

4. CHANGES IN THE WORK

The Owner/COHCD without invalidating the Contract may order Changes in Work consisting of additions, deletions, or modifications, the Contract Sum and the Contract Time being adjusted accordingly. All such Changes in the Work shall be authorized by written Change Order signed by the Owner and COHCD or their duly authorized agent.

The Contract Sum and the Contract Time may be changed by a Change Order. The cost or credit to the Owner/COHCD from a Change in the Work shall be determined by mutual agreement before executing the Work involved.

5. CORRECTION OF WORK

The Contractor shall correct any work that fails to conform to the requirements of the Contract Documents where such failure to conform appears during the progress of the Work, and shall remedy any defects due to faulty materials, equipment or workmanship which appears within a period of one year from the Date of substantial Completion of the Contract or within such longer period of time as may be prescribed by law or by the terms of any applicable special guarantee required by the Contract Documents. The provisions of this statement apply to Work done by Subcontractors as well as to Work done by direct employees of the Contractor.

6. TERMINATION BY THE OWNER

If the Contractor defaults or neglects to carry out the Work in accordance with the Contract Documents or fails to perform any provisions of the Contract, the Owner/COHCD may, after seven days written notice to the Contractor and without prejudice to any other remedy they may have, make good such deficiencies and may deduct the cost thereof from the payment then or thereafter due the Contractor. If the Contractor's workmanship is deficient and he fails to remedy such work within a specified time period, the Owner/COHCD, at their option, may terminate the Contract and take possession of the site and all materials, supplies and equipment incorporated in the work thereon. The Owner/COHCD may finish the Work by whatever method they may deem expedient. If the unpaid balance of the Contract Sum exceeds the expenses of finishing the Work, such excess shall be paid to the Contractor for approved work completed, but if such expense exceeds such unpaid balance, the Contractor shall pay the difference to the Owner/COHCD.

7. PAYMENTS/DRAWS

Payments may be withheld on account of (1) defective Work not remedied, (2) claims filed, (3) failure of the Contractor to make payments properly to Subcontractors or for labor, materials or equipment, (4) damage to another contractor or (5) unsatisfactory prosecution of the Work of the Contractor.

Final payment shall not be due until the Contractor has delivered to the Owner/CHOCD filed lien waivers/releases, indemnifying them against any lien.

The making of final payment shall constitute a waiver of all claims by the Owner/COHCD except those arising from (1) unsettled liens, (2) faulty or defective Work appearing after Substantial Completion, (3) failure of Work to comply with the Requirements of the Contract Documents or (4) terms of any special guarantees required

by the Contract Documents. The acceptance of the final payment shall constitute a wavier of all claims by the Contractor except those preciously made in writing and still unsettled.

1. _____
2. _____
3. _____
4. _____
5. _____

8. ACCEPTANCE AND FINAL PAYMENT

Final payment shall be due thirty (30) days after completion and acceptance of the work, provided the Contract has been satisfactorily performed, subject to the provision of the General Conditions of the Contract.

9. DEED RESTRICTION

There will be deed restriction attached to **141 Chambless Drive** for five (5) years. Homeowner agrees to occupy the rehabilitated home for five (5) years after rehabilitation activities are completed. The homeowner agrees to pay the prorated grant amount and legal fees associated with securing repayment to the City of Hattiesburg in the event the property is sold, transferred or disposed of prior to the expiration of the five (5) year affordability period. **Homeowner acknowledges and agrees that this contract shall be binding on his/hers/their heirs, executors and assigns.**

10. ASSIGNMENT OF CONTRACT

This agreement may not be assigned to any Contractor or Agent of Contractor. IN WITNESS WHEREOF, the parties hereto executed this Agreement the _____ day of _____, 2017.

_____	_____
Olivia Van Buren Date	Spouse's Signature Date

City of Hattiesburg, Mississippi	**Contractor**
By: _____ Toby Barker, Mayor	By: _____
Date: September 19, 2017	Date: _____
Attest: _____ City Clerk	Attest: _____

CITY OF HATTIESBURG
HOUSING REHABILITATION (25K+)
GRANT AWARD AGREEMENT

General Terms and Conditions

1. _____ I certify that I currently live in and own the home for which I am accepting repair assistance.

2. _____ I agree to remain in Hattiesburg during the course of the repairs being performed and to make my home accessible between the hours of 7:00 a.m. and 5:00 p.m., Monday through Friday, unless otherwise arranged.

3. _____ I understand that I am responsible for packing and storage of jewelry, family heirlooms, food, cleaning and other chemicals, lawn equipment, and toiletries for the duration of the repair work as necessary.

4. _____ I understand that the discovery of illegal activities or the use of verbal or physical threats of harm towards City employees, the contractor or his workers will result in an immediate termination of all repair activities.

5. _____ I agree that the City has irrevocable rights and permission to use my name and to use, reproduce, exhibit, copyright and publish photographic images and/or videotaped images of me and/or my home for advertising, trade and/or any other lawful purpose.

6. _____ I agree to attend Homeowner's Maintenance Training and understand that I will be contacted with the dates and times for this mandatory training.

7. _____ I certify that I am not an employee of the City of Hattiesburg, nor do I have an immediate family member who is an elected official of the City of Hattiesburg nor an employee who is responsible for the administration, management and oversight of the program (Community Development Division Staff).

8. _____ I hereby agree to occupy the home to be rehabilitated for a period of not less than **five (5)** years after completion of the repairs funded under in the Housing Rehabilitation Program. **(Homeowner acknowledges and agrees that this agreement shall be binding on his/hers/their heirs, executors and assigns.)**

9. _____ I agree to repay the prorated grant amount and legal fees associated with securing repayment to the City should I sale, transfer or dispose of the property prior to the expiration of the ***five*** **(5)** year affordability period.

10. _____ I understand that I cannot apply for another Housing Rehabilitation or Housing Repair Grant within the **five (5)** year affordability period.

11. _____ I hereby agree to maintain homeowner's insurance and when applicable, flood insurance.

12. _____ I hereby agree to maintain all county and city property taxes as they come due during the affordability period.

13. _____ I hereby agree that the completion of the repairs for which these grant funds are awarded shall constitute a complete work agreement and I will sign all the necessary paperwork to allow for payment to the contractor.

By my signature below I, **Olivia Van Buren of 141 Chambless Drive,** agree to all the terms of this grant and understand that failure to abide by any of the terms will result in forfeiture of my grant and/or repayment of expended grant funds this the _____ day of _____, 2017.

_____ Homeowner's Signature

_____ Spouse's Signature

GRANT AWARD

The Homeowner(s), Olivia Van Buren of 141 Chambless Drive, is hereby awarded a Housing Rehabilitation Grant for General Construction costs in an amount not to exceed $50,000 [excluding 10% allowance for change order/discovery repairs according to the Housing Rehabilitation and Housing Programs Manual Section VIII (E)]. Lead and Asbestos activities have been contracted separately on this the 19th day of September, 2017.

City of Hattiesburg, Mississippi

By: _____
Toby Barker, Mayor

Date: September 19, 2017

Attest: _____
City Clerk

Contractor

By: _____

Date: _____

Attest: _____

CITY OF HATTIESBURG COMMUNITY DEVELOPMENT
Homeowner Rehabilitation/Reconstruction Program
Project HRRP

Contractor & Owner Agreement

THIS AGREEMENT, made the 19th day of September, 2017 and between the City of Hattiesburg Community Development Division (COHCD) Homeowner Rehabilitation/Reconstruction Program (HRRP) and Olivia Van Buren of 141 Chambless Drive, hereinafter called Owner, and Bradley Home Improvement (Billy Bradley), with its principal place of business located at 4117 Highway 26 West, Lucedale, Mississippi 39452, hereinafter called the Contractor.

WITNESSETH

1. SCOPE OF WORK

The Contractor shall furnish all labor, materials, tools, supplies, supervision and other services and shall perform all operations necessary and required to satisfactorily complete the work shown on the drawings, work write-up (Exhibit 1), work agreement (Exhibit 2) and described in the specifications and other Contract Documents prepared for the **141 Chambless Drive** Project by COHCD, said work to be performed on the structure(s)/property located at **141 Chambless Drive**, Hattiesburg, Mississippi, all in accordance with terms of the Contract Documents.

2. TIME OF COMPLETION

The Owner/COHCD shall issue a written Notice to Proceed within 5 days from the date of the Owner/COHCD signing of this Agreement, accepting the Contractor's bid and proposal, providing the Contractor has obtained the necessary permits and related documents (if needed) and has presented them to the Owner/COHCD. If the Notice to Proceed is not received by the Contractor within this 5 day period, the Contractor may at his option terminate his obligation under this Agreement, provided he has obtained the necessary permits and related documentation within (15) days from the date of the Owner's/COHCD's signing of this Agreement, the Owner/COHCD has the option of terminating the Contract for cause.

The Contractor shall commence working within ten (10) calendar days, as time is of the essence in the completion of this contract, after issuance of the Notice to Proceed, and it is to be completed within sixty (60) working days after the issuance of the Notice to Proceed. **One hundred dollars ($100.00) per day, as liquidated damages, will be deducted from the final payment for every day project rehabilitation completion exceeds sixty (60) working days.** The Owner/COHCD has the option of terminating the Contract for failure to commence work within the time allowed by the Contract Agreement.

3. COMPENSATION

As full consideration for the satisfactory performance by Contractor of this Contract, the Owner/COHCD shall pay to the Contractor the sum of Forty thousand three hundred five dollars and 00/100 ($40,305.00) subject to any written additions or deductions provided and incorporated herein, in accordance with the payment provisions of this Contract.

4. CHANGES IN THE WORK

The Owner/COHCD without invalidating the Contract may order Changes in Work consisting of additions, deletions, or modifications, the Contract Sum and the Contract Time being adjusted accordingly. All such Changes in the Work shall be authorized by written Change Order signed by the Owner and COHCD or their duly authorized agent.

The Contract Sum and the Contract Time may be changed by a Change Order. The cost or credit to the Owner/COHCD from a Change in the Work shall be determined by mutual agreement before executing the Work involved.

5. CORRECTION OF WORK

The Contractor shall correct any work that fails to conform to the requirements of the Contract Documents where such failure to conform appears during the progress of the Work, and shall remedy any defects due to faulty materials, equipment or workmanship which appears within a period of one year from the Date of substantial Completion of the Contract or within such longer period of time as may be prescribed by law or by the terms of any applicable special guarantee required by the Contract Documents. The provisions of this statement apply to Work done by Subcontractors as well as to Work done by direct employees of the Contractor.

6. TERMINATION BY THE OWNER

If the Contractor defaults or neglects to carry out the Work in accordance with the Contract Documents or fails to perform any provisions of the Contract, the Owner/COHCD may, after seven days written notice to the Contractor and without prejudice to any other remedy they may have, make good such deficiencies and may deduct the cost thereof from the payment then or thereafter due the Contractor. If the Contractor's workmanship is deficient and he fails to remedy such work within a specified time period, the Owner/COHCD, at their option, may terminate the Contract and take possession of the site and all materials, supplies and equipment incorporated in the work thereon. The Owner/COHCD may finish the Work by whatever method they may deem expedient. If the unpaid balance of the Contract Sum exceeds the expenses of finishing the Work, such excess shall be paid to the Contractor for approved work completed, but if such expense exceeds such unpaid balance, the Contractor shall pay the difference to the Owner/COHCD.

7. PAYMENTS/DRAWS

Payments may be withheld on account of (1) defective Work not remedied, (2) claims filed, (3) failure of the Contractor to make payments properly to Subcontractors or for labor, materials or equipment, (4) damage to another contractor or (5) unsatisfactory prosecution of the Work of the Contractor.

Final payment shall not be due until the Contractor has delivered to the Owner/CHOCD filed lien waivers/releases, indemnifying them against any lien.

The making of final payment shall constitute a waiver of all claims by the Owner/COHCD except those arising from (1) unsettled liens, (2) faulty or defective Work appearing after Substantial Completion, (3) failure of Work to comply with the Requirements of the Contract Documents or (4) terms of any special guarantees required

by the Contract Documents. The acceptance of the final payment shall constitute a wavier of all claims by the Contractor except those preciously made in writing and still unsettled.

1. _____
2. _____
3. _____
4. _____
5. _____

8. ACCEPTANCE AND FINAL PAYMENT

Final payment shall be due thirty (30) days after completion and acceptance of the work, provided the Contract has been satisfactorily performed, subject to the provision of the General Conditions of the Contract.

9. DEED RESTRICTION

There will be deed restriction attached to **141 Chambless Drive** for five (5) years. Homeowner agrees to occupy the rehabilitated home for five (5) years after rehabilitation activities are completed. The homeowner agrees to pay the prorated grant amount and legal fees associated with securing repayment to the City of Hattiesburg in the event the property is sold, transferred or disposed of prior to the expiration of the five (5) year affordability period. **Homeowner acknowledges and agrees that this contract shall be binding on his/hers/their heirs, executors and assigns.**

10. ASSIGNMENT OF CONTRACT

This agreement may not be assigned to any Contractor or Agent of Contractor. IN WITNESS WHEREOF, the parties hereto executed this Agreement the 9th day of January, 2018.

Olivia Van Buren 1-9-18

Olivia Van Buren Date

_____

Spouse's Signature Date

City of Hattiesburg, Mississippi

By: _____
Toby Barker, Mayor

Date: September 19, 2017

Attest: _____
City Clerk

Contractor

By: Billy Bradley

Date: 1-9-18

Attest: Clarence P Williams

CITY OF HATTIESBURG
HOUSING REHABILITATION (25K+)
GRANT AWARD AGREEMENT

General Terms and Conditions

1. OVB I certify that I currently live in and own the home for which I am accepting repair assistance.

2. OVB I agree to remain in Hattiesburg during the course of the repairs being performed and to make my home accessible between the hours of 7:00 a.m. and 5:00 p.m., Monday through Friday, unless otherwise arranged.

3. OVB I understand that I am responsible for packing and storage of jewelry, family heirlooms, food, cleaning and other chemicals, lawn equipment, and toiletries for the duration of the repair work as necessary.

4. OVB I understand that the discovery of illegal activities or the use of verbal or physical threats of harm towards City employees, the contractor or his workers will result in an immediate termination of all repair activities.

5. OVB I agree that the City has irrevocable rights and permission to use my name and to use, reproduce, exhibit, copyright and publish photographic images and/or videotaped images of me and/or my home for advertising, trade and/or any other lawful purpose.

6. OVB I agree to attend Homeowner's Maintenance Training and understand that I will be contacted with the dates and times for this mandatory training.

7. OVB I certify that I am not an employee of the City of Hattiesburg, nor do I have an immediate family member who is an elected official of the City of Hattiesburg nor an employee who is responsible for the administration, management and oversight of the program (Community Development Division Staff).

8. OVB I hereby agree to occupy the home to be rehabilitated for a period of not less than **five (5)** years after completion of the repairs funded under in the Housing Rehabilitation Program. **(Homeowner acknowledges and agrees that this agreement shall be binding on his/hers/their heirs, executors and assigns.)**

9. OVB I agree to repay the prorated grant amount and legal fees associated with securing repayment to the City should I sale, transfer or dispose of the property prior to the expiration of the ***five*** **(5)** year affordability period.

10. OVB I understand that I cannot apply for another Housing Rehabilitation or Housing Repair Grant within the **five (5)** year affordability period.

11. OVB I hereby agree to maintain homeowner's insurance and when applicable, flood insurance.

12. OVB I hereby agree to maintain all county and city property taxes as they come due during the affordability period.

13. OVB I hereby agree that the completion of the repairs for which these grant funds are awarded shall constitute a complete work agreement and I will sign all the necessary paperwork to allow for payment to the contractor.

By my signature below I, **Olivia Van Buren of 141 Chambless Drive,** agree to all the terms of this grant and understand that failure to abide by any of the terms will result in forfeiture of my grant and/or repayment of expended grant funds this the 9th day of January, 2017.

Olivia VanBuren
Homeowner's Signature

Spouse's Signature

GRANT AWARD

The Homeowner(s), Olivia Van Buren of 141 Chambless Drive, is hereby awarded a Housing Rehabilitation Grant for General Construction costs in an amount not to exceed $50,000 [excluding 10% allowance for change order/discovery repairs according to the Housing Rehabilitation and Housing Programs Manual Section VIII (E)]. Lead and Asbestos activities have been contracted separately on this the 19th day of September, 2017.

City of Hattiesburg, Mississippi

By: Toby Barker, Mayor

Date: September 19, 2017

Attest: City Clerk

Contractor

By: Billy Bradley

Date: 1-9-17

Attest: Clarence P. Williams

City of Hattiesburg, MS

200 Forrest St.
P.O. Box 1898
Hattiesburg, MS 39401

Master

File Number: 2017-715

File ID:	2017-715	**Type:**	Regular Agenda Item	**Status:**	Approved
Version:	1	**Reference:**		**In Control:**	City Council
Requester:	Andrew Ellard			**File Created:**	09/07/2017
Brief Title:	Housing Repair Grant Award - 910 Wedgewood Drive			**Final Action:**	09/19/2017
				Minute Book Number:	MB2017-406

Title:

Approve and authorize Mayor to execute in triplicate a Contractor and Owner Agreement and a Housing Repair Grant Award to Maggie Allen of 910 Wedgewood Drive in an amount not to exceed $10,000 according to the Housing Rehabilitation and Housing Programs Manual Section VIII (E). {Entitlement}

Notes:			
		Agenda Date:	09/19/2017
Indexes:		**Agenda Number:**	V.-24
Sponsors:		**Enactment Date:**	
Attachments:	Housing Repair Grant Award - 910 Wedgewood Drive 09.07.17, executed Housing Repair Grant Award - 910 Wedgewood Drive 09.07.17, Fully executed Contractor Owner Agreement - 910 Wedgewood Drive 09.07.17, Fully executed Grant Agreement Award Maggie Allen	**Enactment Number:**	
Contact:		**Meeting Date:**	09/19/2017
Drafter:	Kévin Jordan	**Effective Date:**	

History of Legislative File

Version:	Acting Body:	Date:	Action:	Sent To:	Due Date:	Return Date:	Result:
1	City Council	09/19/2017	Approve and Authorize				Pass

Action Text: A MOTION was made by Council Vice President Dryden and seconded by Council Member Brown to Approve and authorize Mayor to execute in triplicate a Contractor and Owner Agreement and a Housing Repair Grant Award to Maggie Allen of 910 Wedgewood Drive in an amount not to exceed $10,000 according to the Housing Rehabilitation and Housing Programs Manual Section VIII (E). {Entitlement}

There being no discussion, the Motion received the affirmative vote of the Council as follows:

Yeas: 5 - George, Delgado, Carroll, Dryden and Brown

Nays: 0

Yea: 5 Council Member George
Council Member Delgado
Council President Carroll
Council Vice President Dryden
Council Member Brown

Text of Legislative File 2017-715

Title

Approve and authorize Mayor to execute in triplicate a Contractor and Owner Agreement and a Housing Repair Grant Award to Maggie Allen of 910 Wedgewood Drive in an amount not to exceed $10,000 according to the Housing Rehabilitation and Housing Programs Manual Section VIII (E). {Entitlement}

Summary

Contractor and Owner Agreement, Housing Repair Grant Award - Maggie Allen, 910 Wedgewood Drive

Budget Information

Expenditure Type

Purchasing Item

Publication Information

CITY OF HATTIESBURG COMMUNITY DEVELOPMENT
Homeowner Rehabilitation/Reconstruction Program
Project HRRP

Contractor & Owner Agreement

THIS AGREEMENT, made the 19th day of September, 2017 and between the City of Hattiesburg Community Development Department (COHCD) Homeowner Rehabilitation/Reconstruction Program (HRRP) and Maggie Allen of 910 Wedgewood Drive, hereinafter called Owner, and Breakthrough Community Services, Inc., with its principal place of business located at 1313 Country Club Road, Hattiesburg, Mississippi 39401, hereinafter called the Contractor.

WITNESSETH

1. SCOPE OF WORK

The Contractor shall furnish all labor, materials, tools, supplies, supervision and other services and shall perform all operations necessary and required to satisfactorily complete the work shown on the drawings, work write-up (Exhibit 1), work agreement (Exhibit 2) and described in the specifications and other Contract Documents prepared for the **910 Wedgewood Drive** Project by COHCD, said work to be preformed on the structure(s)/property located at **910 Wedgewood Drive**, Hattiesburg, Mississippi, all in accordance with terms of the Contract Documents.

2. TIME OF COMPLETION

The Owner/COHCD shall issue a written Notice to Proceed within 5 days from the date of the Owner/COHCD signing of this Agreement, accepting the Contractor's bid and proposal, providing the Contractor has obtained the necessary permits and related documents (if needed) and has presented them to the Owner/COHCD. If the Notice to Proceed is not received by the Contractor within this 5 day period, the Contractor may at his option terminate his obligation under this Agreement, provided he has obtained the necessary permits and related documentation within (15) days from the date of the Owner's/COHCD's signing of this Agreement, the Owner/COHCD has the option of terminating the Contract for cause.

The Contractor shall commence working within ten (10) calendar days, as time is of the essence in the completion of this contract, after issuance of the Notice to Proceed, and it is to be completed within sixty (60) days after the issuance of the Notice to Proceed. **One hundred dollars ($100.00) per day, as liquidated damages, will be deducted from the final payment for every day project rehabilitation completion exceeds sixty (60) days.** The Owner/COHCD has the option of terminating the Contract for failure to commence work within the time allowed by the Contract Agreement.

3. COMPENSATION

As full consideration for the satisfactory performance by Contractor of this Contract, the Owner/COHCD shall pay to the Contractor the sum of Ten Thousand Dollars and 00/100 ($10,000.00) subject to any written additions or deductions provided and incorporated herein, in accordance with the payment provisions of this Contract.

4. CHANGES IN THE WORK

The Owner/COHCD without invalidating the Contract may order Changes in Work consisting of additions, deletions, or modifications, the Contract Sum and the Contract Time being adjusted accordingly. All such Changes in the Work shall be authorized by written Change Order signed by the Owner and COHCD or their duly authorized agent.

The Contract Sum and the Contract Time may be changed by a Change Order. The cost or credit to the Owner/COHCD from a Change in the Work shall be determined by mutual agreement before executing the Work involved.

5. CORRECTION OF WORK

The Contractor shall correct any work that fails to conform to the requirements of the Contract Documents where such failure to conform appears during the progress of the Work, and shall remedy any defects due to faulty materials, equipment or workmanship which appears within a period of one year from the Date of substantial Completion of the Contract or within such longer period of time as may be prescribed by law or by the terms of any applicable special guarantee required by the Contract Documents. The provisions of this statement apply to Work done by Subcontractors as well as to Work done by direct employees of the Contractor.

6. TERMINATION BY THE OWNER

If the Contractor defaults or neglects to carry out the Work in accordance with the Contract Documents or fails to perform any provisions of the Contract, the Owner/COHCD may, after seven days written notice to the Contractor and without prejudice to any other remedy they may have, make good such deficiencies and may deduct the cost thereof from the payment then or thereafter due the Contractor. If the Contractor's workmanship is deficient and he fails to remedy such work within a specified time period, the Owner/COHCD, at their option, may terminate the Contract and take possession of the site and all materials, supplies and equipment incorporated in the work thereon. The Owner/COHCD may finish the Work by whatever method they may deem expedient. If the unpaid balance of the Contract Sum exceeds the expenses of finishing the Work, such excess shall be paid to the Contractor for approved work completed, but if such expense exceeds such unpaid balance, the Contractor shall pay the difference to the Owner/COHCD.

7. PAYMENTS/DRAWS

Payments may be withheld on account of (1) defective Work not remedied, (2) claims filed, (3) failure of the Contractor to make payments properly to Subcontractors or for labor, materials or equipment, (4) damage to another contractor or (5) unsatisfactory prosecution of the Work of the Contractor.

Final payment shall not be due until the Contractor has delivered to the Owner/CHOCD filed lien waivers/releases, indemnifying them against any lien.

The making of final payment shall constitute a waiver of all claims by the Owner/COHCD except those arising from (1) unsettled liens, (2) faulty or defective Work appearing after Substantial Completion, (3) failure of Work to comply with the Requirements of the Contract Documents or (4) terms of any special guarantees required by the Contract Documents. The acceptance of the final payment shall constitute a wavier of all claims by the Contractor except those preciously made in writing and still unsettled.

1. _____
2. _____
3. _____
4. _____
5. _____

8. ACCEPTANCE AND FINAL PAYMENT

Final payment shall be due thirty (30) days after completion and acceptance of the work, provided the Contract has been satisfactorily performed, subject to the provision of the General Conditions of the Contract.

9. DEED RESTRICTION

There will be deed restriction attached to **910 Wedgewood Drive** for three (3) years. Homeowner agrees to occupy the rehabilitated home for three (3) years after rehabilitation activities are completed. The homeowner agrees to pay the prorated grant amount and legal fees associated with securing repayment to the City of Hattiesburg in the event the property is sold, transferred or disposed of prior to the expiration of the three (3) year affordability period. **Homeowner acknowledges and agrees that this contract shall be binding on his/hers/their heirs, executors and assigns.**

10. ASSIGNMENT OF CONTRACT

This agreement may not be assigned to any Contractor or Agent of Contractor. IN WITNESS WHEREOF, the parties hereto executed this Agreement the _____ day of _____, 2017.

_____
Maggie Allen Date

_____
Homeowner Date

City of Hattiesburg, Mississippi

By: _____
Toby Barker, Mayor

Date: September 19, 2017

Attest: _____
City Clerk

Contractor

By: _____

Date: _____

Attest: _____

CITY OF HATTIESBURG
HOUSING REPAIR ($10-)
GRANT AWARD AGREEMENT

General Terms and Conditions

1. _____ I certify that I currently live in and own the home for which I am accepting repair assistance.

2. _____ I agree to remain in Hattiesburg during the course of the repairs being performed and to make my home accessible between the hours of 7:00 a.m. and 5:00 p.m., Monday through Friday, unless otherwise arranged.

3. _____ I understand that I am responsible for packing and storage of jewelry, family heirlooms, food, cleaning and other chemicals, lawn equipment, and toiletries for the duration of the repair work as necessary.

4. _____ I understand that the discovery of illegal activities or the use of verbal or physical threats of harm towards City employees, the contractor or his workers will result in an immediate termination of all repair activities.

5. _____ I agree that the City has irrevocable rights and permission to use my name and to use, reproduce, exhibit, copyright and publish photographic images and/or videotaped images of me and/or my home for advertising, trade and/or any other lawful purpose.

6. _____ I agree to attend Homeowner's Maintenance Training and understand that I will be contacted with the dates and times for this mandatory training.

7. _____ I certify that I am not an employee of the City of Hattiesburg, nor do I have an immediate family member who is an elected official of the City of Hattiesburg nor an employee who is responsible for the administration, management and oversight of the program (Community Development Division Staff).

8. _____ I hereby agree to occupy the home to be repaired for a period of not less than **three (3)** years after completion of the repairs funded under in the Housing Rehabilitation Program. **(Homeowner acknowledges and agrees that this agreement shall be binding on his/hers/their heirs, executors and assigns.)**

9. _____ I agree to repay the prorated grant amount and legal fees associated with securing repayment to the City should I sale, transfer or dispose of the property prior to the expiration of the ***three*** **(3)** year affordability period.

10. _____ I understand that I cannot apply for another Housing Rehabilitation or Housing Repair Grant within the **three (3)** year affordability period.

11. _____ I hereby agree to maintain homeowner's insurance and when applicable, flood insurance.

12. _____ I hereby agree to maintain all county and city property taxes as they come due during the affordability period.

13. _____ I hereby agree that the completion of the repairs for which these grant funds are awarded shall constitute a complete work agreement and I will sign all the necessary paperwork to allow for payment to the contractor.

By my signature below I, **Maggie Allen of 910 Wedgewood Drive,** agree to all the terms of this grant and understand that failure to abide by any of the terms will result in forfeiture of my grant and/or repayment of expended grant funds this the _____ day of _____, 2017.

_____
Homeowner's Signature

_____
Spouse's Signature

GRANT AWARD

The Homeowner(s), Maggie Allen of 910 Wedgewood Drive, is hereby awarded a Housing Repair Grant for General Repair costs in an amount not to exceed $10,000 on this the ____ day of _____, 2017.

City of Hattiesburg, Mississippi

By: _____
Toby Barker, Mayor

Date: September 19, 2017

Attest: _____
City Clerk

Contractor

By: _____

Date: _____

Attest: _____

CITY OF HATTIESBURG COMMUNITY DEVELOPMENT
Homeowner Rehabilitation/Reconstruction Program
Project HRRP

Contractor & Owner Agreement

THIS AGREEMENT, made the 19th day of September, 2017 and between the City of Hattiesburg Community Development Department (COHCD) Homeowner Rehabilitation/Reconstruction Program (HRRP) and Maggie Allen of 910 Wedgewood Drive, hereinafter called Owner, and Breakthrough Community Services, Inc., with its principal place of business located at 1313 Country Club Road, Hattiesburg, Mississippi 39401, hereinafter called the Contractor.

WITNESSETH

1. SCOPE OF WORK

The Contractor shall furnish all labor, materials, tools, supplies, supervision and other services and shall perform all operations necessary and required to satisfactorily complete the work shown on the drawings, work write-up (Exhibit 1), work agreement (Exhibit 2) and described in the specifications and other Contract Documents prepared for the **910 Wedgewood Drive** Project by COHCD, said work to be preformed on the structure(s)/property located at **910 Wedgewood Drive**, Hattiesburg, Mississippi, all in accordance with terms of the Contract Documents.

2. TIME OF COMPLETION

The Owner/COHCD shall issue a written Notice to Proceed within 5 days from the date of the Owner/COHCD signing of this Agreement, accepting the Contractor's bid and proposal, providing the Contractor has obtained the necessary permits and related documents (if needed) and has presented them to the Owner/COHCD. If the Notice to Proceed is not received by the Contractor within this 5 day period, the Contractor may at his option terminate his obligation under this Agreement, provided he has obtained the necessary permits and related documentation within (15) days from the date of the Owner's/COHCD's signing of this Agreement, the Owner/COHCD has the option of terminating the Contract for cause.

The Contractor shall commence working within ten (10) calendar days, as time is of the essence in the completion of this contract, after issuance of the Notice to Proceed, and it is to be completed within sixty (60) days after the issuance of the Notice to Proceed. **One hundred dollars ($100.00) per day, as liquidated damages, will be deducted from the final payment for every day project rehabilitation completion exceeds sixty (60) days.** The Owner/COHCD has the option of terminating the Contract for failure to commence work within the time allowed by the Contract Agreement.

3. COMPENSATION

As full consideration for the satisfactory performance by Contractor of this Contract, the Owner/COHCD shall pay to the Contractor the sum of Ten Thousand Dollars and 00/100 ($10,000.00) subject to any written additions or deductions provided and incorporated herein, in accordance with the payment provisions of this Contract.

4. CHANGES IN THE WORK

The Owner/COHCD without invalidating the Contract may order Changes in Work consisting of additions, deletions, or modifications, the Contract Sum and the Contract Time being adjusted accordingly. All such Changes in the Work shall be authorized by written Change Order signed by the Owner and COHCD or their duly authorized agent.

The Contract Sum and the Contract Time may be changed by a Change Order. The cost or credit to the Owner/COHCD from a Change in the Work shall be determined by mutual agreement before executing the Work involved.

5. CORRECTION OF WORK

The Contractor shall correct any work that fails to conform to the requirements of the Contract Documents where such failure to conform appears during the progress of the Work, and shall remedy any defects due to faulty materials, equipment or workmanship which appears within a period of one year from the Date of substantial Completion of the Contract or within such longer period of time as may be prescribed by law or by the terms of any applicable special guarantee required by the Contract Documents. The provisions of this statement apply to Work done by Subcontractors as well as to Work done by direct employees of the Contractor.

6. TERMINATION BY THE OWNER

If the Contractor defaults or neglects to carry out the Work in accordance with the Contract Documents or fails to perform any provisions of the Contract, the Owner/COHCD may, after seven days written notice to the Contractor and without prejudice to any other remedy they may have, make good such deficiencies and may deduct the cost thereof from the payment then or thereafter due the Contractor. If the Contractor's workmanship is deficient and he fails to remedy such work within a specified time period, the Owner/COHCD, at their option, may terminate the Contract and take possession of the site and all materials, supplies and equipment incorporated in the work thereon. The Owner/COHCD may finish the Work by whatever method they may deem expedient. If the unpaid balance of the Contract Sum exceeds the expenses of finishing the Work, such excess shall be paid to the Contractor for approved work completed, but if such expense exceeds such unpaid balance, the Contractor shall pay the difference to the Owner/COHCD.

7. PAYMENTS/DRAWS

Payments may be withheld on account of (1) defective Work not remedied, (2) claims filed, (3) failure of the Contractor to make payments properly to Subcontractors or for labor, materials or equipment, (4) damage to another contractor or (5) unsatisfactory prosecution of the Work of the Contractor.

Final payment shall not be due until the Contractor has delivered to the Owner/CHOCD filed lien waivers/releases, indemnifying them against any lien.

The making of final payment shall constitute a waiver of all claims by the Owner/COHCD except those arising from (1) unsettled liens, (2) faulty or defective Work appearing after Substantial Completion, (3) failure of Work to comply with the Requirements of the Contract Documents or (4) terms of any special guarantees required by the Contract Documents. The acceptance of the final payment shall constitute a wavier of all claims by the Contractor except those preciously made in writing and still unsettled.

1. _____
2. _____
3. _____
4. _____
5. _____

8. ACCEPTANCE AND FINAL PAYMENT

Final payment shall be due thirty (30) days after completion and acceptance of the work, provided the Contract has been satisfactorily performed, subject to the provision of the General Conditions of the Contract.

9. DEED RESTRICTION

There will be deed restriction attached to **910 Wedgewood Drive** for three (3) years. Homeowner agrees to occupy the rehabilitated home for three (3) years after rehabilitation activities are completed. The homeowner agrees to pay the prorated grant amount and legal fees associated with securing repayment to the City of Hattiesburg in the event the property is sold, transferred or disposed of prior to the expiration of the three (3) year affordability period. **Homeowner acknowledges and agrees that this contract shall be binding on his/hers/their heirs, executors and assigns.**

10. ASSIGNMENT OF CONTRACT

This agreement may not be assigned to any Contractor or Agent of Contractor. IN WITNESS WHEREOF, the parties hereto executed this Agreement the _____ day of _____, 2017.

_____	_____
Maggie Allen Date	Homeowner Date

City of Hattiesburg, Mississippi	**Contractor**
By: _____ Toby Barker, Mayor	By: _____
Date: September 19, 2017	Date: _____
Attest: _____ City Clerk	Attest: _____

CITY OF HATTIESBURG
HOUSING REPAIR ($10-)
GRANT AWARD AGREEMENT

General Terms and Conditions

1. _____ I certify that I currently live in and own the home for which I am accepting repair assistance.

2. _____ I agree to remain in Hattiesburg during the course of the repairs being performed and to make my home accessible between the hours of 7:00 a.m. and 5:00 p.m., Monday through Friday, unless otherwise arranged.

3. _____ I understand that I am responsible for packing and storage of jewelry, family heirlooms, food, cleaning and other chemicals, lawn equipment, and toiletries for the duration of the repair work as necessary.

4. _____ I understand that the discovery of illegal activities or the use of verbal or physical threats of harm towards City employees, the contractor or his workers will result in an immediate termination of all repair activities.

5. _____ I agree that the City has irrevocable rights and permission to use my name and to use, reproduce, exhibit, copyright and publish photographic images and/or videotaped images of me and/or my home for advertising, trade and/or any other lawful purpose.

6. _____ I agree to attend Homeowner's Maintenance Training and understand that I will be contacted with the dates and times for this mandatory training.

7. _____ I certify that I am not an employee of the City of Hattiesburg, nor do I have an immediate family member who is an elected official of the City of Hattiesburg nor an employee who is responsible for the administration, management and oversight of the program (Community Development Division Staff).

8. _____ I hereby agree to occupy the home to be repaired for a period of not less than **three (3)** years after completion of the repairs funded under in the Housing Rehabilitation Program. **(Homeowner acknowledges and agrees that this agreement shall be binding on his/hers/their heirs, executors and assigns.)**

9. _____ I agree to repay the prorated grant amount and legal fees associated with securing repayment to the City should I sale, transfer or dispose of the property prior to the expiration of the ***three*** **(3)** year affordability period.

10. _____ I understand that I cannot apply for another Housing Rehabilitation or Housing Repair Grant within the **three (3)** year affordability period.

11. _____ I hereby agree to maintain homeowner's insurance and when applicable, flood insurance.

12. _____ I hereby agree to maintain all county and city property taxes as they come due during the affordability period.

13. _____ I hereby agree that the completion of the repairs for which these grant funds are awarded shall constitute a complete work agreement and I will sign all the necessary paperwork to allow for payment to the contractor.

By my signature below I, **Maggie Allen of 910 Wedgewood Drive,** agree to all the terms of this grant and understand that failure to abide by any of the terms will result in forfeiture of my grant and/or repayment of expended grant funds this the _____ day of _____, 2017.

_____ Homeowner's Signature

_____ Spouse's Signature

GRANT AWARD

The Homeowner(s), Maggie Allen of 910 Wedgewood Drive, is hereby awarded a Housing Repair Grant for General Repair costs in an amount not to exceed $10,000 on this the ____ day of _____, 2017.

City of Hattiesburg, Mississippi

By: _____
Toby Barker, Mayor

Date: September 19, 2017

Attest: _____
City Clerk

Contractor

By: _____

Date: _____

Attest: _____

CITY OF HATTIESBURG COMMUNITY DEVELOPMENT
Homeowner Rehabilitation/Reconstruction Program
Project HRRP

Contractor & Owner Agreement

THIS AGREEMENT, made the 19th day of September, 2017 and between the City of Hattiesburg Community Development Department (COHCD) Homeowner Rehabilitation/Reconstruction Program (HRRP) and Maggie Allen of 910 Wedgewood Drive, hereinafter called Owner, and Breakthrough Community Services, Inc., with its principal place of business located at 1313 Country Club Road, Hattiesburg, Mississippi 39401, hereinafter called the Contractor.

WITNESSETH

1. SCOPE OF WORK

The Contractor shall furnish all labor, materials, tools, supplies, supervision and other services and shall perform all operations necessary and required to satisfactorily complete the work shown on the drawings, work write-up (Exhibit 1), work agreement (Exhibit 2) and described in the specifications and other Contract Documents prepared for the **910 Wedgewood Drive** Project by COHCD, said work to be preformed on the structure(s)/property located at **910 Wedgewood Drive**, Hattiesburg, Mississippi, all in accordance with terms of the Contract Documents.

2. TIME OF COMPLETION

The Owner/COHCD shall issue a written Notice to Proceed within 5 days from the date of the Owner/COHCD signing of this Agreement, accepting the Contractor's bid and proposal, providing the Contractor has obtained the necessary permits and related documents (if needed) and has presented them to the Owner/COHCD. If the Notice to Proceed is not received by the Contractor within this 5 day period, the Contractor may at his option terminate his obligation under this Agreement, provided he has obtained the necessary permits and related documentation within (15) days from the date of the Owner's/COHCD's signing of this Agreement, the Owner/COHCD has the option of terminating the Contract for cause.

The Contractor shall commence working within ten (10) calendar days, as time is of the essence in the completion of this contract, after issuance of the Notice to Proceed, and it is to be completed within sixty (60) days after the issuance of the Notice to Proceed. **One hundred dollars ($100.00) per day, as liquidated damages, will be deducted from the final payment for every day project rehabilitation completion exceeds sixty (60) days.** The Owner/COHCD has the option of terminating the Contract for failure to commence work within the time allowed by the Contract Agreement.

3. COMPENSATION

As full consideration for the satisfactory performance by Contractor of this Contract, the Owner/COHCD shall pay to the Contractor the sum of Ten Thousand Dollars and 00/100 ($10,000.00) subject to any written additions or deductions provided and incorporated herein, in accordance with the payment provisions of this Contract.

4. CHANGES IN THE WORK

The Owner/COHCD without invalidating the Contract may order Changes in Work consisting of additions, deletions, or modifications, the Contract Sum and the Contract Time being adjusted accordingly. All such Changes in the Work shall be authorized by written Change Order signed by the Owner and COHCD or their duly authorized agent.

The Contract Sum and the Contract Time may be changed by a Change Order. The cost or credit to the Owner/COHCD from a Change in the Work shall be determined by mutual agreement before executing the Work involved.

5. CORRECTION OF WORK

The Contractor shall correct any work that fails to conform to the requirements of the Contract Documents where such failure to conform appears during the progress of the Work, and shall remedy any defects due to faulty materials, equipment or workmanship which appears within a period of one year from the Date of substantial Completion of the Contract or within such longer period of time as may be prescribed by law or by the terms of any applicable special guarantee required by the Contract Documents. The provisions of this statement apply to Work done by Subcontractors as well as to Work done by direct employees of the Contractor.

6. TERMINATION BY THE OWNER

If the Contractor defaults or neglects to carry out the Work in accordance with the Contract Documents or fails to perform any provisions of the Contract, the Owner/COHCD may, after seven days written notice to the Contractor and without prejudice to any other remedy they may have, make good such deficiencies and may deduct the cost thereof from the payment then or thereafter due the Contractor. If the Contractor's workmanship is deficient and he fails to remedy such work within a specified time period, the Owner/COHCD, at their option, may terminate the Contract and take possession of the site and all materials, supplies and equipment incorporated in the work thereon. The Owner/COHCD may finish the Work by whatever method they may deem expedient. If the unpaid balance of the Contract Sum exceeds the expenses of finishing the Work, such excess shall be paid to the Contractor for approved work completed, but if such expense exceeds such unpaid balance, the Contractor shall pay the difference to the Owner/COHCD.

7. PAYMENTS/DRAWS

Payments may be withheld on account of (1) defective Work not remedied, (2) claims filed, (3) failure of the Contractor to make payments properly to Subcontractors or for labor, materials or equipment, (4) damage to another contractor or (5) unsatisfactory prosecution of the Work of the Contractor.

Final payment shall not be due until the Contractor has delivered to the Owner/CHOCD filed lien waivers/releases, indemnifying them against any lien.

The making of final payment shall constitute a waiver of all claims by the Owner/COHCD except those arising from (1) unsettled liens, (2) faulty or defective Work appearing after Substantial Completion, (3) failure of Work to comply with the Requirements of the Contract Documents or (4) terms of any special guarantees required by the Contract Documents. The acceptance of the final payment shall constitute a wavier of all claims by the Contractor except those preciously made in writing and still unsettled.

1. _____
2. _____
3. _____
4. _____
5. _____

8. ACCEPTANCE AND FINAL PAYMENT

Final payment shall be due thirty (30) days after completion and acceptance of the work, provided the Contract has been satisfactorily performed, subject to the provision of the General Conditions of the Contract.

9. DEED RESTRICTION

There will be deed restriction attached to **910 Wedgewood Drive** for three (3) years. Homeowner agrees to occupy the rehabilitated home for three (3) years after rehabilitation activities are completed. The homeowner agrees to pay the prorated grant amount and legal fees associated with securing repayment to the City of Hattiesburg in the event the property is sold, transferred or disposed of prior to the expiration of the three (3) year affordability period. **Homeowner acknowledges and agrees that this contract shall be binding on his/hers/their heirs, executors and assigns.**

10. ASSIGNMENT OF CONTRACT

This agreement may not be assigned to any Contractor or Agent of Contractor. IN WITNESS WHEREOF, the parties hereto executed this Agreement the 15th day of November, 2017.

Maggie Allen 11/15/17
Maggie Allen Date

Maggie Allen 11/15/17
Homeowner Date

City of Hattiesburg, Mississippi

By: _____
Toby Barker, Mayor

Date: September 19, 2017

Attest: _____
City Clerk

Contractor

By: _____

Date: 11-17-17

Attest: _____

CITY OF HATTIESBURG
HOUSING REPAIR ($10-)
GRANT AWARD AGREEMENT

General Terms and Conditions

1. M.A I certify that I currently live in and own the home for which I am accepting repair assistance.

2. M.A I agree to remain in Hattiesburg during the course of the repairs being performed and to make my home accessible between the hours of 7:00 a.m. and 5:00 p.m., Monday through Friday, unless otherwise arranged.

3. M.A I understand that I am responsible for packing and storage of jewelry, family heirlooms, food, cleaning and other chemicals, lawn equipment, and toiletries for the duration of the repair work as necessary.

4. M.A I understand that the discovery of illegal activities or the use of verbal or physical threats of harm towards City employees, the contractor or his workers will result in an immediate termination of all repair activities.

5. M.A I agree that the City has irrevocable rights and permission to use my name and to use, reproduce, exhibit, copyright and publish photographic images and/or videotaped images of me and/or my home for advertising, trade and/or any other lawful purpose.

6. M.A I agree to attend Homeowner's Maintenance Training and understand that I will be contacted with the dates and times for this mandatory training.

7. M.A I certify that I am not an employee of the City of Hattiesburg, nor do I have an immediate family member who is an elected official of the City of Hattiesburg nor an employee who is responsible for the administration, management and oversight of the program (Community Development Division Staff).

8. M.A I hereby agree to occupy the home to be repaired for a period of not less than **three (3)** years after completion of the repairs funded under in the Housing Rehabilitation Program. **(Homeowner acknowledges and agrees that this agreement shall be binding on his/hers/their heirs, executors and assigns.)**

9. M.A I agree to repay the prorated grant amount and legal fees associated with securing repayment to the City should I sale, transfer or dispose of the property prior to the expiration of the ***three*** **(3)** year affordability period.

10. M.A I understand that I cannot apply for another Housing Rehabilitation or Housing Repair Grant within the **three (3)** year affordability period.

11. M.A I hereby agree to maintain homeowner's insurance and when applicable, flood insurance.

12. M.A I hereby agree to maintain all county and city property taxes as they come due during the affordability period.

13. M.A I hereby agree that the completion of the repairs for which these grant funds are awarded shall constitute a complete work agreement and I will sign all the necessary paperwork to allow for payment to the contractor.

By my signature below I, **Maggie Allen of 910 Wedgewood Drive,** agree to all the terms of this grant and understand that failure to abide by any of the terms will result in forfeiture of my grant and/or repayment of expended grant funds this the 15th day of November, 2017.

Maggie Allen
Homeowner's Signature

Spouse's Signature

GRANT AWARD

The Homeowner(s), Maggie Allen of 910 Wedgewood Drive, is hereby awarded a Housing Repair Grant for General Repair costs in an amount not to exceed $10,000 on this the 15 day of November, 2017.

City of Hattiesburg, Mississippi

By: Toby Barker, Mayor

Date: September 19, 2017

Attest: City Clerk

Contractor

By: Warren Carter

Date: 11-17-17

Attest:

City of Hattiesburg, MS

200 Forrest St.
P.O. Box 1898
Hattiesburg, MS 39401

Master

File Number: 2017-719

File ID:	2017-719	**Type:**	Regular Agenda Item	**Status:**	Approved
Version:	1	**Reference:**		**In Control:**	City Council
Requester:				**File Created:**	09/08/2017
Brief Title:	Appointment to Cable Advisory Board.			**Final Action:**	09/19/2017
				Minute Book Number:	MB2017-406

Title:

Ratify and confirm the Mayor's re-appointment of Sean Farrell, (W4) to the Cable Advisory Board, for a term beginning 9-19-2017 and ending 3-2/2021.

Notes:

		Agenda Date:	09/19/2017
Indexes:		**Agenda Number:**	V.-25
Sponsors:		**Enactment Date:**	
Attachments:	Data Sheet-Farrell	**Enactment Number:**	
Contact:		**Meeting Date:**	
Drafter:		**Effective Date:**	

History of Legislative File

Version:	Acting Body:	Date:	Action:	Sent To:	Due Date:	Return Date:	Result:
1	City Council	09/19/2017	Ratify and Confirm				Pass

Action Text: A MOTION was made by Council Vice President Dryden and seconded by Council Member George to Ratify and confirm the Mayor's re-appointment of Sean Farrell, (W4) to the Cable Advisory Board, for a term beginning 9-19-2017 and ending 3-2/2021.

There being no discussion, the Motion received the affirmative vote of the Council as follows:

Yeas: 5 - George, Delgado, Carroll, Dryden and Brown

Nays: 0

Yea: 5 Council Member George
Council Member Delgado
Council President Carroll
Council Vice President Dryden
Council Member Brown

Text of Legislative File 2017-719

Title

Ratify and confirm the Mayor's re-appointment of Sean Farrell, (W4) to the Cable Advisory Board, for a term beginning 9-19-2017 and ending 3-2/2021.

Summary

Appointment to Cable Advisory Board.

Budget Information

Expenditure Type

Purchasing Item

Publication Information

BOARD/COMMISSION APPOINTMENT DATA SHEET

BOARD/COMMISSION: Cable Advisory Board

TERM OF OFFICE: 4 years PERIOD: (3/3/17 -3/2/21)

REPLACES: _____

TERM EXPIRED: X OR RESIGNED: _____ Letter attached_____

DOES THIS POSITION REQUIRE A PUBLIC OFFICIAL'S BOND? YES ____ NO X

****

NAME OF PROPOSED APPOINTEE: **Sean Farrell**

PLEASE GIVE FULL NAME, IF NICKNAME IS USED, PLEASE PUT IN PARENTHESIS ( )

ADDRESS: 405 Rebecca Ave

HOME PHONE NUMBER: 601-550-0120 WARD: 4

PLACE OF EMPLOYMENT: _____

EMPLOYMENT ADDRESS: _____

EMPLOYMENT PHONE NO.: _____ POSITION: _____

****

PERSON CONTACTED BY: Mayor DATE: _____

TO BE CONTACTED BY: _____ DATE CONTACTED: _____

AGREED TO SERVE: X DECLINED: _____

City of Hattiesburg, MS

200 Forrest St.
P.O. Box 1898
Hattiesburg, MS 39401

Master

File Number: 2017-756

File ID:	2017-756	**Type:**	Regular Agenda Item	**Status:**	Agenda Ready
Version:	1	**Reference:**		**In Control:**	City Council
Requester:				**File Created:**	09/14/2017
Brief Title:	Monthly budget report for the month ending 8-31-2017			**Final Action:**	
				Minute Book Number:	MB2017-407

Title:

Acknowledge receipt of the monthly budget report for the month ending August 31, 2017.

Notes:

		Agenda Date:	09/19/2017
Indexes:		**Agenda Number:**	VI.-1
Sponsors:		**Enactment Date:**	
Attachments:	Expenditure Report, 9-19-17, Revenue Report, 9-19-17	**Enactment Number:**	
Contact:		**Meeting Date:**	
Drafter:		**Effective Date:**	

History of Legislative File

Version:	Acting Body:	Date:	Action:	Sent To:	Due Date:	Return Date:	Result:
1	City Council	09/19/2017					

Text of Legislative File 2017-756

Title

Acknowledge receipt of the monthly budget report for the month ending August 31, 2017.

Summary

Monthly budget report for August 31, 2017.

Budget Information

Expenditure Type

Purchasing Item

Publication Information

001003 - GENERAL FUND-CITY COUNCIL

CITY OF HATTIESBURG
EXPENDITURE REPORT
ALL FUNDS
11 Months Ending 08/31/17

THIS MONTH ACTUAL		OBJ/SUB	ANNUAL BUDGET	OPEN PO & CONTRACTS	YTD ACTUAL	REMAINING BALANCE	PERCENT PLAN	PERCENT ACTUAL	....PROJECTED.... OVER/UNDER	%
	SALARIES									
19285	REGULAR WAGES	4000	197000		167554	29446	91.6	85.0	14,213-	7.2-
	DISASTER RECOVERY WAGE	4010								
	OVERTIME	4300	100			100	91.6		100-	100.0-
	DISASTER RECOVERY OVER	4310								
19285	SALARIES		197100		167554	29546	91.6	85.0	14,313-	7.2-
	EMPLOYEE BENEFITS									
3037	STATE RETIREMENT	4600	31043		26390	4653	91.6	85.0	2,253-	7.2-
1435	F.I.C.A. TAXES	4700	15079		12415	2664	91.6	82.3	1,535-	10.1-
8005	HOSPITALIZATION INS.	4800	52800		49705	3095	91.6	94.1	1,423	2.6
	UNEMPLOYMENT BENEFITS	4900	500			500	91.6		500-	100.0-
	WORKMAN'S COMPENSATION	4910	524		1001	477-	91.6	191.0	568	108.3
12477	EMPLOYEE BENEFITS		99946		89510	10436	91.6	89.5	2,298-	2.2-
31762	PERSONAL SERVICES		297046		257065	39981	91.6	86.5	16,612-	5.5-
	OFFICE SUPPLIES									
	PAPER	5003								
	PRINTED FORMS	5005								
516	OTHER EXPENDABLE OFF.S	5010	1500		1321	179	91.6	88.0	58-	3.8-
	MINOR OFFICE EQUIP/FUR	5020								
	PHOTO SUPPLIES	5040								
	SUBSCRIPTIONS,MAGS,MAP	5050								
	BOOKS	5070	300	298		2	91.6		300-	100.0-
	COMPUTER SUPPLIES	5080	900		878	22	91.6	97.5	57	6.3
516	OFFICE SUPPLIES		2700	298	2199	203	91.6	81.4	301-	11.1-
	OPERATING SUPPLIES									
	CLEANING/JANITORIAL SP	5100								
	HOUSEHOLD SUPPLIES	5110								
	FOOD	5115	400		375	25	91.6	93.7	9	2.2
1-	MINOR EQUIPMENT	5460	300		149	151	91.6	49.6	138-	46.0-
	OTHER OPERATING MATL/S	5590								
1-	OPERATING SUPPLIES		700		524	176	91.6	74.8	128-	18.2-
	REPAIR & MAINTENANCE SP									
	BUILDING MATERIALS & S	5600								
	MTR VEHICLE REP. PTS/S	5700								
	OTHER REPAIR/MAINT. SP	5990								
	REPAIR & MAINTENANCE									

515	SUPPLIES AND EXPENSES			3400	298	2723	379	91.6	80.0	430-	12.6-
	PROFESSIONAL SERVICES										
	AUDITING AND ACCOUNTIN	6010		99600		98560	1040	91.6	98.9	7,920	7.9
	ARCHITECTURAL	6012									
	ENTERTAINMENT	6033									
	DATA PROCESSING	6035									
	OTHER PROFESSIONAL SER	6049									
	PROFESSIONAL SERVICE			99600		98560	1040	91.6	98.9	7,920	7.9
	COMMUNICATIONS										
408	TELEPHONE AND TELEGRAP	6060		2200		2178	22	91.6	99.0	176	8.0
	POSTAGE	6070									
408	COMMUNICATIONS			2200		2178	22	91.6	99.0	176	8.0
	TRANSPORTATION										
	TRAVEL EXPENSE	6110									
2192-	TRAVEL EXP-CLERK	6110	CLERK	3850		638	3212	91.6	16.5	3,154-	81.9-
121	TRAVEL EXP-DEPCLERK	6110	DEPCLE	1830		829	1001	91.6	45.3	925-	50.5-
22-	TRAVEL EXP-WARD 1	6110	WARD1	2000		979	1021	91.6	48.9	932-	46.6-
	TRAVEL EXP-WARD 2	6110	WARD2	2114		2114		91.6	100.0	192	9.0
206-	TRAVEL EXP-WARD 3	6110	WARD3	2000		795	1205	91.6	39.7	1,132-	56.6-
284-	TRAVEL EXP-WARD 4	6110	WARD4	2000		717	1283	91.6	35.8	1,217-	60.8-
436-	TRAVEL EXP-WARD 5	6110	WARD5	2000	250	1294	456	91.6	64.7	588-	29.4-
3019-	TRAVEL EXPENSE			15794	250	7367	8177	91.6	46.6	7,757-	49.1-
	FREIGHT	6120									
	MESSENGER/EXPRESS SERV	6130		100		18	82	91.6	18.0	80-	80.0-
3019-	TRANSPORTATION			15894	250	7385	8259	91.6	46.4	7,837-	49.3-
	ADVERTISING										
	ADVERTISING	6150									
	ORDINANCE EXPENSE	6160									
	ADVERTISING										
	PRINTING AND BINDING										
	PRINTING	6200									
	BINDING	6205									
	FILM PROCESSING	6240									
	PRINTING AND BINDING										
	INSURANCE										
	PUBLIC LIAB/PROPERTY D	6255									
	SURETY AND FORGERY BON	6270		5800		5694	106	91.6	98.1	411	7.0
	OTHER INSURANCE	6299									
	INSURANCE			5800		5694	106	91.6	98.1	411	7.0
	REPR/MAINT-OUTSIDE LABO										
	OFFICE EQUIPMENT R&M	6365									
	HOUSEHOLD EQUIPMENT R&	6370									
	MINOR EQUIPMENT R&M	6382									
	MOTOR VEHICLE EQ. R&M	6384									

	OTHER REPAIRS AND MAIN	6399									
	REPR/MAINT-OUTSIDE L										
	RENTALS										
	OFFICE EQUIPMENT RENT	6410									
	OTHER RENT	6449									
	RENTALS										
	OTHER SERVICES & CHARGE										
	EXHIBITIONS & PROMOTIO	6500		415		154	261	91.6	37.1	247-	59.5-
300	DUES AND MEMBERSHIPS	6840		790		670	120	91.6	84.8	59-	7.4-
	REGISTRATION FEE/TUITI	6845									
	REG FEE/TUITION-CLERK	6845	CLERK	1850		1845	5	91.6	99.7	162	8.7
50	REG FEE/TUITION-DEPCL	6845	DEPCLE	1255		785	470	91.6	62.5	398-	31.7-
	REG FEE/TUITION-WARD	6845	WARD1	1000		235	765	91.6	23.5	743-	74.3-
	REG FEE/TUITION-WARD	6845	WARD2	886		886		91.6	100.0	80	9.0
	REG FEE/TUITION-WARD	6845	WARD3	400		235	165	91.6	58.7	143-	35.7-
	REG FEE/TUITION-WARD	6845	WARD4	400		235	165	91.6	58.7	143-	35.7-
	REG FEE/TUITION-WARD	6845	WARD5	1000		410	590	91.6	41.0	552-	55.2-
50	REGISTRATION FEE/TU			6791		4631	2160	91.6	68.1	1,739-	25.6-
	SERVICES NOT SPECIFIED	6999									
350	OTHER SERVICES & CHA			7996		5455	2541	91.6	68.2	2,045-	25.5-
2261-	OTHER SERVICES & CHAR			131490	250	119272	11968	91.6	90.7	1,375-	1.0-
	IMPROVEMENT OTHER THAN										
	OTHER IMPROVEMENTS	7295									
	IMPROVEMENT OTHER TH										
	MACHINERY AND EQUIPMENT										
	HOUSEHOLD FURN/EQUIP.	7320									
	OFFICE FURN/EQUIP.	7325									
	DATA PROCESSING EQUIP.	7327									
	COMMUNICATION EQUIPMEN	7355									
	OTHER EQUIPMENT	7399									
	MACHINERY AND EQUIPM										
	CAPITAL OUTLAY										
30016	EXPENDITURES			431936	548	379060	52328	91.6	87.7	18,416-	4.2-

001015 - GENERAL FUND-CITY COURT

CITY OF HATTIESBURG
EXPENDITURE REPORT
ALL FUNDS
11 Months Ending 08/31/17

THIS MONTH ACTUAL		OBJ/SUB	ANNUAL BUDGET	OPEN PO & CONTRACTS	YTD ACTUAL	REMAINING BALANCE	PERCENT PLAN	PERCENT ACTUAL	....PROJECTED.... OVER/UNDER	%
	SALARIES									
51262	REGULAR WAGES	4000	782957		545535	237422	91.6	69.6	187,827-	23.9-
	DISASTER RECOVERY WAGE	4010								
1563	OVERTIME	4300	15000		12692	2308	91.6	84.6	1,154-	7.6-
	DISASTER RECOVERY OVER	4310								
52825	SALARIES		797957		558227	239730	91.6	69.9	188,982-	23.6-
	EMPLOYEE BENEFITS									
8624	STATE RETIREMENT	4600	132287		88225	44062	91.6	66.6	36,041-	27.2-
4000	F.I.C.A. TAXES	4700	60475		41132	19343	91.6	68.0	15,603-	25.8-
24503	HOSPITALIZATION INS.	4800	142100		133741	8359	91.6	94.1	3,799	2.6
	UNEMPLOYMENT BENEFITS	4900	7377		5621	1756	91.6	76.1	1,245-	16.8-
	WORKMAN'S COMPENSATION	4910	4583		4583		91.6	100.0	416	9.0
37126	EMPLOYEE BENEFITS		346822		273301	73521	91.6	78.8	48,676-	14.0-
89951	PERSONAL SERVICES		1144779		831528	313251	91.6	72.6	237,657-	20.7-
	OFFICE SUPPLIES									
	PAPER	5003	4000	840	1596	1564	91.6	39.9	2,258-	56.4-
	PRINTED FORMS	5005	100		6	94	91.6	6.0	94-	94.0-
1042	OTHER EXPENDABLE OFF.S	5010	9300	1,050	7688	562	91.6	82.6	913-	9.8-
1217	MINOR OFFICE EQUIP/FUR	5020	9300	100	5139	4061	91.6	55.2	3,693-	39.7-
	MICROFILM SUPPLIES	5030	100			100	91.6		100-	100.0-
	SUBSCRIPTIONS,MAGS,MAP	5050								
	BOOKS	5070								
	COMPUTER SUPPLIES	5080	3500		1429	2071	91.6	40.8	1,941-	55.4-
2259	OFFICE SUPPLIES		26300	1,990	15859	8451	91.6	60.3	8,999-	34.2-
	OPERATING SUPPLIES									
	CLEANING/JANITORIAL SP	5100								
143	FOOD	5115	800	77	543	180	91.6	67.8	207-	25.8-
	GAS AND OIL	5250	7720			7720	91.6		7,720-	100.0-
	WEARING APPAREL	5355	200		42	158	91.6	21.0	154-	77.0-
	MINOR EQUIPMENT	5460	7100	80	1382	5638	91.6	19.4	5,592-	78.7-
	OTHER OPERATING MATL/S	5590								
	OTHER OPER.MATL-JAIL G	5591								
143	OPERATING SUPPLIES		15820	157	1968	13696	91.6	12.4	13,673-	86.4-
	REPAIR & MAINTENANCE SP									
	BUILDING MATERIALS & S	5600	2000		1865	135	91.6	93.2	34	1.7
	MTR VEHICLE REP. PTS/S	5700								
	REPAIR & MAINTENANCE		2000		1865	135	91.6	93.2	34	1.7

2401	SUPPLIES AND EXPENSES		44120	2,147	19691	22282	91.6	44.6	22,638-	51.3-
	PROFESSIONAL SERVICES									
	CONSULTANT SERV/SURVEY	6020								
	LEGAL	6025	7313		2409	4904	91.6	32.9	4,685-	64.0-
	DATA PROCESSING	6035								
	MICROFILM PROCESSING	6037								
6288	OTHER PROF-JAIL DIV GR	6048	88592		20410	68182	91.6	23.0	66,326-	74.8-
13725	OTHER PROFESSIONAL SER	6049	126026		109983	16043	91.6	87.2	6,044-	4.7-
	OTHER PROF-TECHNOLOGY	6049 01	98551		81012	17539	91.6	82.2	10,174-	10.3-
13725	OTHER PROFESSIONAL		224577		190995	33582	91.6	85.0	16,218-	7.2-
20013	PROFESSIONAL SERVICE		320482		213813	106669	91.6	66.7	87,232-	27.2-
	COMMUNICATIONS									
120	TELEPHONE AND TELEGRAP	6060	4000		3694	307	91.6	92.3	29	.7
	POSTAGE	6070								
120	COMMUNICATIONS		4000		3694	307	91.6	92.3	29	.7
	TRANSPORTATION									
1906	TRAVEL EXPENSE	6110	12900	929	11589	382	91.6	89.8	258-	2.0-
1980	TRVL-JAIL DIVERSN GRAN	6118	17692		9085	8607	91.6	51.3	7,781-	43.9-
	FREIGHT	6120								
	MESSENGER/EXPRESS SERV	6130								
3885	TRANSPORTATION		30592	929	20674	8989	91.6	67.5	8,038-	26.2-
	ADVERTISING									
	ADVERTISING	6150								
	ADVERTISING									
	PRINTING AND BINDING									
1238	PRINTING	6200	5000	662	2831	1506	91.6	56.6	1,911-	38.2-
	BINDING	6205								
1238	PRINTING AND BINDING		5000	662	2831	1506	91.6	56.6	1,911-	38.2-
	INSURANCE									
	SURETY AND FORGERY BON	6270								
14	GAS	6300	2000		1015	985	91.6	50.7	892-	44.6-
1562	ELECTRICITY	6305	13500		11315	2185	91.6	83.8	1,156-	8.5-
1576	INSURANCE		15500		12331	3169	91.6	79.5	2,048-	13.2-
	REPR/MAINT-OUTSIDE LABO									
	BUILDING R&M	6350	3184		2584	600	91.6	81.1	365-	11.4-
2006	OFFICE EQUIPMENT R&M	6365	3000		2081	919	91.6	69.3	729-	24.3-
2006	REPR/MAINT-OUTSIDE L		6184		4665	1519	91.6	75.4	1,094-	17.6-
	RENTALS									
335	OFFICE EQUIPMENT RENT	6410	10000		5130	4870	91.6	51.3	4,403-	44.0-
	OTHER RENT	6449								
335	RENTALS		10000		5130	4870	91.6	51.3	4,403-	44.0-

	OTHER SERVICES & CHARGE									
	COURT COSTS	6710								
	REFUNDS	6835								
	POLICE FINE REFUNDS	6835 PF								
	REFUNDS									
	DUES AND MEMBERSHIPS	6840	1502		287	1215	91.6	19.1	1,188-	79.0-
	REGISTRATION FEE/TUITI	6845	2200		2152	48	91.6	97.8	147	6.6
	SERVICES NOT SPECIFIED	6999								
	OTHER SERVICES & CHA		3702		2439	1263	91.6	65.8	1,041-	28.1-
29173	OTHER SERVICES & CHAR		395460	1,591	265577	128291	91.6	67.1	105,739-	26.7-
	MACHINERY AND EQUIPMENT									
	OFFICE FURN/EQUIP.	7325								
	DATA PROCESSING EQUIP.	7327								
	OTHER EQUIPMENT	7399								
	MACHINERY AND EQUIPM									
	CAPITAL OUTLAY									
121525	EXPENDITURES		1584359	3,738	1116796	463824	91.6	70.4	366,036-	23.1-

001020 - GENERAL FUND-MAYOR/ADMIN.

CITY OF HATTIESBURG
EXPENDITURE REPORT
ALL FUNDS
11 Months Ending 08/31/17

THIS MONTH ACTUAL		OBJ/SUB	ANNUAL BUDGET	OPEN PO & CONTRACTS	YTD ACTUAL	REMAINING BALANCE	PERCENT PLAN	PERCENT ACTUAL	....PROJECTED.... OVER/UNDER	%
	SALARIES									
45753	REGULAR WAGES	4000	441116		373872	67244	91.6	84.7	33,255-	7.5-
	DISASTER RECOVERY WAGE	4010			3187	3187-			3,476	
447	OVERTIME	4300	1000		1289	289-	91.6	128.9	406	40.6
	DISASTER RECOVERY OVER	4310			1730	1730-			1,887	
46200	SALARIES		442116		380079	62037	91.6	85.9	27,484-	6.2-
	EMPLOYEE BENEFITS									
6973	STATE RETIREMENT	4600	69625		59559	10066	91.6	85.5	4,651-	6.6-
3362	F.I.C.A. TAXES	4700	33832		28258	5574	91.6	83.5	3,005-	8.8-
7500	HOSPITALIZATION INS.	4800	59400		54100	5300	91.6	91.0	381-	.6-
	UNEMPLOYMENT BENEFITS	4900	500			500	91.6		500-	100.0-
	WORKMAN'S COMPENSATION	4910	9635		9634	1	91.6	99.9	874	9.0
17835	EMPLOYEE BENEFITS		172992		151551	21441	91.6	87.6	7,663-	4.4-
64035	PERSONAL SERVICES		615108		531630	83478	91.6	86.4	35,148-	5.7-
	OFFICE SUPPLIES									
	PAPER	5003	500		399	101	91.6	79.8	64-	12.8-
	PRINTED FORMS	5005								
	OTHER EXPENDABLE OFF.S	5010	3367	1,348	1423	596	91.6	42.2	1,814-	53.8-
	MINOR OFFICE EQUIP/FUR	5020	1745		974	771	91.6	55.8	683-	39.1-
	PHOTO SUPPLIES	5040								
214	SUBSCRIPTIONS,MAGS,MAP	5050	1276		1275	1	91.6	99.9	114	8.9
	BOOKS	5070	165			165	91.6		165-	100.0-
	COMPUTER SUPPLIES	5080	1976		1959	17	91.6	99.1	161	8.1
214	OFFICE SUPPLIES		9029	1,348	6029	1652	91.6	66.7	2,451-	27.1-
	OPERATING SUPPLIES									
	CLEANING/JANITORIAL SP	5100								
	HOUSEHOLD SUPPLIES	5110								
211	FOOD	5115	2275		1943	332	91.6	85.4	155-	6.8-
124	GAS AND OIL	5250	3900		2766	1134	91.6	70.9	882-	22.6-
	LUBRICANTS	5255								
	MINOR EQUIPMENT	5460								
	OTHER OPERATING MATL/S	5590	500		135	365	91.6	27.0	352-	70.4-
	OTHER OPER.MATL-NLC HE	5591								
335	OPERATING SUPPLIES		6675		4844	1831	91.6	72.5	1,390-	20.8-
	REPAIR & MAINTENANCE SP									
	MTR VEHICLE REP. PTS/S	5700	750		341	409	91.6	45.4	378-	50.4-
	COMMUNICATION REPAIR P	5750								
	OTHER REPAIR/MAINT. SP	5990	320		20	300	91.6	6.2	298-	93.1-

	DISASTER REPAIR SUPPLI	5995		271		270	1	91.6	99.6	23	8.4
	REPAIR & MAINTENANCE			1341		631	710	91.6	47.0	652-	48.6-
549	SUPPLIES AND EXPENSES			17045	1,348	11505	4192	91.6	67.4	4,494-	26.3-
	PROFESSIONAL SERVICES										
	APPRAISAL	6017									
	CONSULTANT SERV/SURVEY	6020									
	ENTERTAINMENT	6033									
	OTHER PROFESSIONAL SER	6049									
	OTHER PROF SERV-NLC HE	6049	98	144		144		91.6	100.0	13	9.0
	PROFESSIONAL SERVICE			144		144		91.6	100.0	13	9.0
	COMMUNICATIONS										
828	TELEPHONE AND TELEGRAP	6060		9156		7754	1402	91.6	84.6	697-	7.6-
	POSTAGE	6070									
828	COMMUNICATIONS			9156		7754	1402	91.6	84.6	697-	7.6-
	TRANSPORTATION										
1717	TRAVEL EXPENSE	6110		25095		19611	5484	91.6	78.1	3,701-	14.7-
	FREIGHT	6120		150		75	75	91.6	50.0	68-	45.3-
	MESSENGER/EXPRESS SERV	6130									
1717	TRANSPORTATION			25245		19685	5560	91.6	77.9	3,771-	14.9-
	ADVERTISING										
320	ADVERTISING	6150		27170	2,853	24091	226	91.6	88.6	888-	3.2-
	ADVERTISING-BC HEALTHY	6151									
	ADVERTISING-SPEC. EVEN	6152									
	ADVERTISING-MAYOR'S YO	6153		10000		5732	4268	91.6	57.3	3,746-	37.4-
	ADVERTISING-USM-ISP	6156		28000		28000		91.6	100.0	2,546	9.0
	ADVERTISING-WILLIAM CA	6157		7000		7000		91.6	100.0	636	9.0
	ADVERTISING-MS ASSC OF	6158									
320	ADVERTISING			72170	2,853	64823	4494	91.6	89.8	1,454-	2.0-
	PRINTING AND BINDING										
	PRINTING	6200		1500		772	728	91.6	51.4	657-	43.8-
	BINDING	6205									
	BLUELINES	6210									
	FILM PROCESSING	6240									
	PRINTING AND BINDING			1500		772	728	91.6	51.4	657-	43.8-
	INSURANCE										
	PUBLIC LIAB/PROPERTY D	6255									
	AUTOMOBILE INSURANCE	6265									
	SURETY AND FORGERY BON	6270									
	OTHER INSURANCE	6299									
	INSURANCE										
	REPR/MAINT-OUTSIDE LABO										
	DISASTER REPAIRS	6351		200		200		91.6	100.0	18	9.0
231	OFFICE EQUIPMENT R&M	6365		5000		2650	2350	91.6	53.0	2,109-	42.1-

	HOUSEHOLD EQUIPMENT R&	6370								
	MINOR EQUIPMENT R&M	6382								
	MOTOR VEHICLE EQ. R&M	6384	1375		30	1345	91.6	2.1	1,342-	97.6-
	COMMUNICATION EQ. R&M	6390								
	OTHER REPAIRS AND MAIN	6399								
231	REPR/MAINT-OUTSIDE L		6575		2880	3695	91.6	43.8	3,433-	52.2-
	RENTALS									
	OFFICE EQUIPMENT RENT	6410								
	OTHER RENT	6449								
	RENTALS									
	OTHER SERVICES & CHARGE									
	LATE PAYMENT CHARGE	6705								
	DUES AND MEMBERSHIPS	6840	3000		485	2515	91.6	16.1	2,470-	82.3-
	REGISTRATION FEE/TUITI	6845	4980		4305	675	91.6	86.4	283-	5.6-
	SERVICES NOT SPECIFIED	6999	875		875		91.6	100.0	79	9.0
	OTHER SERVICES & CHA		8855		5665	3190	91.6	63.9	2,675-	30.2-
3096	OTHER SERVICES & CHAR		123645	2,853	101724	19068	91.6	82.2	12,673-	10.2-
	IMPROVEMENT OTHER THAN									
	OTHER IMPROVEMENTS	7295								
	IMPROVEMENT OTHER TH									
	MACHINERY AND EQUIPMENT									
	HOUSEHOLD FURN/EQUIP.	7320								
	OFFICE FURN/EQUIP.	7325	2000			2000	91.6		2,000-	100.0-
	DATA PROCESSING EQUIP.	7327								
	COMMUNICATION EQUIPMEN	7355								
	OTHER EQUIPMENT	7399	3396		1696	1700	91.6	49.9	1,545-	45.4-
	MACHINERY AND EQUIPM		5396		1696	3700	91.6	31.4	3,545-	65.6-
	VEHICLES									
	AUTOMOBILES	7400								
	VEHICLES									
	CAPITAL OUTLAY		5396		1696	3700	91.6	31.4	3,545-	65.6-
67681	EXPENDITURES		761194	4,201	646555	110438	91.6	84.9	55,861-	7.3-

001030 - GENERAL FUND-ELECTIONS

CITY OF HATTIESBURG
EXPENDITURE REPORT
ALL FUNDS
11 Months Ending 08/31/17

THIS MONTH ACTUAL		OBJ/SUB	ANNUAL BUDGET	OPEN PO & CONTRACTS	YTD ACTUAL	REMAINING BALANCE	PERCENT PLAN	PERCENT ACTUAL	....PROJECTED.... OVER/UNDER	%
	SALARIES									
	REGULAR WAGES	4000								
	OVERTIME	4300								
	SALARIES									
	EMPLOYEE BENEFITS									
	STATE RETIREMENT	4600								
	F.I.C.A. TAXES	4700								
	HOSPITALIZATION INS.	4800								
	UNEMPLOYMENT BENEFITS	4900								
	WORKMAN'S COMPENSATION	4910								
	EMPLOYEE BENEFITS									
	PERSONAL SERVICES									
	OFFICE SUPPLIES									
	PAPER	5003								
	PRINTED FORMS	5005								
80	OTHER EXPENDABLE OFF.S	5010	800		597	203	91.6	74.6	148-	18.5-
80	OFFICE SUPPLIES		800		597	203	91.6	74.6	148-	18.5-
	OPERATING SUPPLIES									
	MINOR EQUIPMENT	5460								
	OTHER OPERATING MATL/S	5590	2400		2175	225	91.6	90.6	27-	1.1-
	OPERATING SUPPLIES		2400		2175	225	91.6	90.6	27-	1.1-
	REPAIR & MAINTENANCE SP									
	OTHER REPAIR/MAINT. SP	5990								
	REPAIR & MAINTENANCE									
80	SUPPLIES AND EXPENSES		3200		2772	428	91.6	86.6	176-	5.5-
	PROFESSIONAL SERVICES									
	LEGAL	6025								
	DATA PROCESSING	6035								
	OTHER PROFESSIONAL SER	6049								
	PROFESSIONAL SERVICE									
	COMMUNICATIONS									
	POSTAGE	6070	7180		6865	315	91.6	95.6	309	4.3
	COMMUNICATIONS		7180		6865	315	91.6	95.6	309	4.3

	TRANSPORTATION									
	FREIGHT	6120	235		233	2	91.6	99.1	19	8.0
	MESSENGER/EXPRESS SERV	6130	500			500	91.6		500-	100.0-
	TRANSPORTATION		735		233	502	91.6	31.7	480-	65.3-
	ADVERTISING									
	ADVERTISING	6150								
	ADVERTISING									
	PRINTING AND BINDING									
	PRINTING	6200	5585		4794	791	91.6	85.8	355-	6.3-
	BINDING	6205								
	PRINTING AND BINDING		5585		4794	791	91.6	85.8	355-	6.3-
	REPR/MAINT-OUTSIDE LABO									
	OFFICE EQUIPMENT R&M	6365								
	OTHER REPAIRS AND MAIN	6399								
	REPR/MAINT-OUTSIDE L									
	RENTALS									
	BUILDING RENT	6405								
	OFFICE EQUIPMENT RENT	6410								
	RENTALS									
	OTHER SERVICES & CHARGE									
1428	SERVICES NOT SPECIFIED	6999	68500		49697	18803	91.6	72.5	14,285-	20.8-
1428	OTHER SERVICES & CHA		68500		49697	18803	91.6	72.5	14,285-	20.8-
1428	OTHER SERVICES & CHAR		82000		61589	20411	91.6	75.1	14,812-	18.0-
	MACHINERY AND EQUIPMENT									
	OFFICE FURN/EQUIP.	7325								
	OTHER EQUIPMENT	7399								
	MACHINERY AND EQUIPM									
	CAPITAL OUTLAY									
1508	EXPENDITURES		85200		64361	20839	91.6	75.5	14,988-	17.5-

001040 - GENERAL FUND-MUNICIPAL CLERK

CITY OF HATTIESBURG
EXPENDITURE REPORT
ALL FUNDS
11 Months Ending 08/31/17

THIS MONTH ACTUAL		OBJ/SUB	ANNUAL BUDGET	OPEN PO & CONTRACTS	YTD ACTUAL	REMAINING BALANCE	PERCENT PLAN	PERCENT ACTUAL	....PROJECTED.... OVER/UNDER	%
	SALARIES									
6163	REGULAR WAGES	4000	101883		84042	17841	91.6	82.4	10,200-	10.0-
	DISASTER RECOVERY WAGE	4010								
	OVERTIME	4300	2000			2000	91.6		2,000-	100.0-
	DISASTER RECOVERY OVER	4310			52	52-			56	
6163	SALARIES		103883		84094	19789	91.6	80.9	12,144-	11.6-
	EMPLOYEE BENEFITS									
971	STATE RETIREMENT	4600	16362		13245	3117	91.6	80.9	1,912-	11.6-
442	F.I.C.A. TAXES	4700	7947		6094	1853	91.6	76.6	1,299-	16.3-
3500	HOSPITALIZATION INS.	4800	26400		24100	2300	91.6	91.2	109-	.4-
	UNEMPLOYMENT BENEFITS	4900	500			500	91.6		500-	100.0-
	WORKMAN'S COMPENSATION	4910	408		780	372-	91.6	191.1	442	108.3
4912	EMPLOYEE BENEFITS		51617		44218	7399	91.6	85.6	3,379-	6.5-
11075	PERSONAL SERVICES		155500		128312	27188	91.6	82.5	15,523-	9.9-
	OFFICE SUPPLIES									
	PAPER	5003								
	PRINTED FORMS	5005								
196	OTHER EXPENDABLE OFF.S	5010	4817		3448	1369	91.6	71.5	1,055-	21.9-
	MINOR OFFICE EQUIP/FUR	5020	869		180	689	91.6	20.7	672-	77.3-
	MICROFILM SUPPLIES	5030								
	SUBSCRIPTIONS,MAGS,MAP	5050								
	BOOKS	5070								
	COMPUTER SUPPLIES	5080	300			300	91.6		300-	100.0-
196	OFFICE SUPPLIES		5986		3628	2358	91.6	60.6	2,028-	33.8-
	OPERATING SUPPLIES									
	FOOD	5115								
	GAS AND OIL	5250								
	MINOR EQUIPMENT	5460								
	OTHER OPERATING MATL/S	5590								
	OPERATING SUPPLIES									
196	SUPPLIES AND EXPENSES		5986		3628	2358	91.6	60.6	2,028-	33.8-
	PROFESSIONAL SERVICES									
	CONSULTANT SERV/SURVEY	6020								
	ABSTRACTING & RECORDIN	6023								
	LEGAL	6025								
	DATA PROCESSING	6035								

	MICROFILM PROCESSING	6037								
	OTHER PROFESSIONAL SER	6049	500		375	125	91.6	75.0	90-	18.0-
	PROFESSIONAL SERVICE		500		375	125	91.6	75.0	90-	18.0-
	COMMUNICATIONS									
	TELEPHONE AND TELEGRAP	6060								
	POSTAGE	6070								
	COMMUNICATIONS									
	TRANSPORTATION									
	TRAVEL EXPENSE	6110								
	FREIGHT	6120								
	MESSENGER/EXPRESS SERV	6130	75			75	91.6		75-	100.0-
	TRANSPORTATION		75			75	91.6		75-	100.0-
	ADVERTISING									
180	ADVERTISING	6150	19500		12882	6618	91.6	66.0	5,446-	27.9-
	ORDINANCE EXPENSE	6160	3000			3000	91.6		3,000-	100.0-
180	ADVERTISING		22500		12882	9618	91.6	57.2	8,446-	37.5-
	PRINTING AND BINDING									
	PRINTING	6200	1600			1600	91.6		1,600-	100.0-
	BINDING	6205								
	PRINTING AND BINDING		1600			1600	91.6		1,600-	100.0-
	INSURANCE									
	SURETY AND FORGERY BON	6270								
	INSURANCE									
	REPR/MAINT-OUTSIDE LABO									
298	OFFICE EQUIPMENT R&M	6365	1614		1346	268	91.6	83.3	145-	8.9-
	DISINFECT./EXTERMINATI	6394	1000		325	675	91.6	32.5	646-	64.6-
	OTHER REPAIRS AND MAIN	6399								
298	REPR/MAINT-OUTSIDE L		2614		1671	943	91.6	63.9	791-	30.2-
	RENTALS									
	OFFICE EQUIPMENT RENT	6410								
	RENTALS									
	OTHER SERVICES & CHARGE									
	DUES AND MEMBERSHIPS	6840								
	REGISTRATION FEE/TUITI	6845	900			900	91.6		900-	100.0-
	SERVICES NOT SPECIFIED	6999	1000		3	998	91.6	.3	996-	99.6-
	OTHER SERVICES & CHA		1900		3	1898	91.6	.1	1,896-	99.7-
478	OTHER SERVICES & CHAR		29189		14930	14259	91.6	51.1	12,901-	44.1-
	MACHINERY AND EQUIPMENT									
	OFFICE FURN/EQUIP.	7325								
	DATA PROCESSING EQUIP.	7327								
	OTHER EQUIPMENT	7399								

	MACHINERY AND EQUIPM								
	CAPITAL OUTLAY								
11749	EXPENDITURES	190675		146870	43805	91.6	77.0	30,453-	15.9-

001041 - GENERAL FUND-TAX DIVISION

CITY OF HATTIESBURG
EXPENDITURE REPORT
ALL FUNDS
11 Months Ending 08/31/17

THIS MONTH ACTUAL		OBJ/SUB	ANNUAL BUDGET	OPEN PO & CONTRACTS	YTD ACTUAL	REMAINING BALANCE	PERCENT PLAN ACTUAL	....PROJECTED.... OVER/UNDER	%
	SALARIES								
	REGULAR WAGES	4000							
	OVERTIME	4300							
---			---	---	---	---	--- ---	---	---
	SALARIES								
	EMPLOYEE BENEFITS								
	STATE RETIREMENT	4600							
	F.I.C.A. TAXES	4700							
	HOSPITALIZATION INS.	4800							
	UNEMPLOYMENT BENEFITS	4900							
	WORKMAN'S COMPENSATION	4910							
---			---	---	---	---	--- ---	---	---
	EMPLOYEE BENEFITS								
---			---	---	---	---	--- ---	---	---
	PERSONAL SERVICES								
	OFFICE SUPPLIES								
	PAPER	5003							
	PRINTED FORMS	5005							
	OTHER EXPENDABLE OFF.S	5010							
	MINOR OFFICE EQUIP/FUR	5020							
	MICROFILM SUPPLIES	5030							
	SUBSCRIPTIONS,MAGS,MAP	5050							
	MAPS FOR RESALE	5060							
	BOOKS	5070							
	COMPUTER SUPPLIES	5080							
---			---	---	---	---	--- ---	---	---
	OFFICE SUPPLIES								
	OPERATING SUPPLIES								
	GAS AND OIL	5250							
	LUBRICANTS	5255							
	MINOR EQUIPMENT	5460							
	OTHER OPERATING MATL/S	5590							
---			---	---	---	---	--- ---	---	---
	OPERATING SUPPLIES								
	REPAIR & MAINTENANCE SP								
	MTR VEHICLE REP. PTS/S	5700							
	OTHER REPAIR/MAINT. SP	5990							
---			---	---	---	---	--- ---	---	---
	REPAIR & MAINTENANCE								
---			---	---	---	---	--- ---	---	---
	SUPPLIES AND EXPENSES								
	PROFESSIONAL SERVICES								

CONSULTANT SERV/SURVEY 6020
ABSTRACTING & RECORDIN 6023
LEGAL 6025
DATA PROCESSING 6035
MICROFILM PROCESSING 6037
OTHER PROFESSIONAL SER 6049

PROFESSIONAL SERVICE
COMMUNICATIONS
TELEPHONE AND TELEGRAP 6060
POSTAGE 6070

COMMUNICATIONS
TRANSPORTATION
TRAVEL EXPENSE 6110
FREIGHT 6120
MESSENGER/EXPRESS SERV 6130

TRANSPORTATION
ADVERTISING
ADVERTISING 6150

ADVERTISING
PRINTING AND BINDING
PRINTING 6200
BINDING 6205
BLUELINES 6210

PRINTING AND BINDING
INSURANCE
AUTOMOBILE INSURANCE 6265
SURETY AND FORGERY BON 6270

INSURANCE
REPR/MAINT-OUTSIDE LABO
BUILDING R&M 6350
OFFICE EQUIPMENT R&M 6365
MOTOR VEHICLE EQ. R&M 6384
COMMUNICATION EQ. R&M 6390
OTHER REPAIRS AND MAIN 6399

REPR/MAINT-OUTSIDE L
RENTALS
OFFICE EQUIPMENT RENT 6410

RENTALS
OTHER SERVICES & CHARGE
REFUNDS 6835
PRIVILEGE LICENSE REF 6835 PL

REFUNDS
DUES AND MEMBERSHIPS 6840

	REGISTRATION FEE/TUITI	6845								
	SERVICES NOT SPECIFIED	6999								
---			---	---	---	---	---	---	---	---
	OTHER SERVICES & CHA									
---			---	---	---	---	---	---	---	---
	OTHER SERVICES & CHAR									
	MACHINERY AND EQUIPMENT									
	HOUSEHOLD FURN/EQUIP.	7320								
	OFFICE FURN/EQUIP.	7325								
	DATA PROCESSING EQUIP.	7327								
	COMMUNICATION EQUIPMEN	7355								
	OTHER EQUIPMENT	7399								
---			---	---	---	---	---	---	---	---
	MACHINERY AND EQUIPM									
	VEHICLES									
	AUTOMOBILES	7400								
---			---	---	---	---	---	---	---	---
	VEHICLES									
---			---	---	---	---	---	---	---	---
	CAPITAL OUTLAY									
---			---	---	---	---	---	---	---	---
	EXPENDITURES									

001042 - GENERAL FUND-ACCOUNTING DIV.

CITY OF HATTIESBURG
EXPENDITURE REPORT
ALL FUNDS
11 Months Ending 08/31/17

THIS MONTH ACTUAL		OBJ/SUB	ANNUAL BUDGET	OPEN PO & CONTRACTS	YTD ACTUAL	REMAINING BALANCE	PERCENT PLAN	PERCENT ACTUAL	....PROJECTED.... OVER/UNDER	%
	SALARIES									
16074	REGULAR WAGES	4000	208959		166790	42169	91.6	79.8	27,006-	12.9-
	DISASTER RECOVERY WAGE	4010								
	OVERTIME	4300								
	DISASTER RECOVERY OVER	4310								
16074	SALARIES		208959		166790	42169	91.6	79.8	27,006-	12.9-
	EMPLOYEE BENEFITS									
2532	STATE RETIREMENT	4600	32911		26270	6641	91.6	79.8	4,252-	12.9-
1195	F.I.C.A. TAXES	4700	15985		12527	3458	91.6	78.3	2,319-	14.5-
777-	HOSPITALIZATION INS.	4800	36000		32550	3450	91.6	90.4	490-	1.3-
	UNEMPLOYMENT BENEFITS	4900	500			500	91.6		500-	100.0-
	WORKMAN'S COMPENSATION	4910	1425		1425		91.6	100.0	129	9.0
2949	EMPLOYEE BENEFITS		86821		72771	14050	91.6	83.8	7,435-	8.5-
19023	PERSONAL SERVICES		295780		239562	56218	91.6	80.9	34,439-	11.6-
	OFFICE SUPPLIES									
495	PAPER	5003	740		725	15	91.6	97.9	50	6.7
	PRINTED FORMS	5005	490			490	91.6		490-	100.0-
88	OTHER EXPENDABLE OFF.S	5010	1980		346	1634	91.6	17.4	1,602-	80.9-
	MINOR OFFICE EQUIP/FUR	5020	100		99	1	91.6	99.0	8	8.0
	MICROFILM SUPPLIES	5030								
	SUBSCRIPTIONS,MAGS,MAP	5050								
	BOOKS	5070								
	COMPUTER SUPPLIES	5080	675		635	40	91.6	94.0	17	2.5
583	OFFICE SUPPLIES		3985		1805	2180	91.6	45.2	2,015-	50.5-
	OPERATING SUPPLIES									
261	CLEANING/JANITORIAL SP	5100	900		588	312	91.6	65.3	258-	28.6-
	MINOR EQUIPMENT	5460								
	OTHER OPERATING MATL/S	5590								
261	OPERATING SUPPLIES		900		588	312	91.6	65.3	258-	28.6-
	REPAIR & MAINTENANCE SP									
	BUILDING MATERIALS & S	5600	3307		7	3300	91.6	.2	3,299-	99.7-
	MINOR COMPUTER EQUIP.	5800	800		250	550	91.6	31.2	527-	65.8-
	OTHER REPAIR/MAINT. SP	5990	13		13		91.6	100.0	1	7.6
	REPAIR & MAINTENANCE		4120		270	3850	91.6	6.5	3,826-	92.8-
844	SUPPLIES AND EXPENSES		9005		2662	6343	91.6	29.5	6,101-	67.7-

	PROFESSIONAL SERVICES									
	CONSULTANT SERV/SURVEY	6020								
	DATA PROCESSING	6035								
	MICROFILM PROCESSING	6037								
	OTHER PROFESSIONAL SER	6049	1500		325	1175	91.6	21.6	1,146-	76.4-
	PROFESSIONAL SERVICE		1500		325	1175	91.6	21.6	1,146-	76.4-
	COMMUNICATIONS									
8	TELEPHONE AND TELEGRAP	6060	200		120	80	91.6	60.0	69-	34.5-
	POSTAGE	6070								
8	COMMUNICATIONS		200		120	80	91.6	60.0	69-	34.5-
	TRANSPORTATION									
	TRAVEL EXPENSE	6110								
	FREIGHT	6120	100			100	91.6		100-	100.0-
	MESSENGER/EXPRESS SERV	6130	60		55	5	91.6	91.6		
	TRANSPORTATION		160		55	105	91.6	34.3	100-	62.5-
	ADVERTISING									
	ADVERTISING	6150								
	ADVERTISING									
	PRINTING AND BINDING									
	PRINTING	6200	1370		813	557	91.6	59.3	483-	35.2-
	BINDING	6205								
	PRINTING AND BINDING		1370		813	557	91.6	59.3	483-	35.2-
	INSURANCE									
	SURETY AND FORGERY BON	6270								
	INSURANCE									
	REPR/MAINT-OUTSIDE LABO									
	BUILDING R&M	6350								
	OFFICE EQUIPMENT R&M	6365	200		75	125	91.6	37.5	118-	59.0-
	OTHER REPAIRS AND MAIN	6399	300			300	91.6		300-	100.0-
	REPR/MAINT-OUTSIDE L		500		75	425	91.6	15.0	418-	83.6-
	RENTALS									
	OFFICE EQUIPMENT RENT	6410								
	OTHER RENT	6449								
	RENTALS									
	OTHER SERVICES & CHARGE									
	DUES AND MEMBERSHIPS	6840								
	REGISTRATION FEE/TUITI	6845								
	SERVICES NOT SPECIFIED	6999								
	OTHER SERVICES & CHA									
8	OTHER SERVICES & CHAR		3730		1388	2342	91.6	37.2	2,215-	59.3-
	MACHINERY AND EQUIPMENT									

	OFFICE FURN/EQUIP. 7325									
	DATA PROCESSING EQUIP. 7327									
	OTHER EQUIPMENT 7399									
	MACHINERY AND EQUIPM									
	CAPITAL OUTLAY									
19875	EXPENDITURES	308515		243612	64903	91.6	78.9	42,757-	13.8-

001045 - GENERAL FUND-PURCHASING DIV.

CITY OF HATTIESBURG
EXPENDITURE REPORT
ALL FUNDS
11 Months Ending 08/31/17

THIS MONTH ACTUAL		OBJ/SUB	ANNUAL BUDGET	OPEN PO & CONTRACTS	YTD ACTUAL	REMAINING BALANCE	PERCENT PLAN	PERCENT ACTUAL	....PROJECTED.... OVER/UNDER	%
	SALARIES									
11432	REGULAR WAGES	4000	102000		88265	13735	91.6	86.5	5,710-	5.5-
	DISASTER RECOVERY WAGE	4010								
	OVERTIME	4300	500			500	91.6		500-	100.0-
	DISASTER RECOVERY OVER	4310			90	90-			98	
11432	SALARIES		102500		88355	14145	91.6	86.2	6,112-	5.9-
	EMPLOYEE BENEFITS									
1206	STATE RETIREMENT	4600	16144		13916	2228	91.6	86.1	962-	5.9-
552	F.I.C.A. TAXES	4700	7841		6465	1376	91.6	82.4	788-	10.0-
1500	HOSPITALIZATION INS.	4800	19800		17700	2100	91.6	89.3	490-	2.4-
	UNEMPLOYMENT BENEFITS	4900	500			500	91.6		500-	100.0-
	WORKMAN'S COMPENSATION	4910	359		687	328-	91.6	191.3	391	108.9
3258	EMPLOYEE BENEFITS		44644		38768	5876	91.6	86.8	2,351-	5.2-
14690	PERSONAL SERVICES		147144		127123	20021	91.6	86.3	8,464-	5.7-
	OFFICE SUPPLIES									
19	PAPER	5003	1000		427	573	91.6	42.7	534-	53.4-
	PRINTED FORMS	5005								
159	OTHER EXPENDABLE OFF.S	5010	1604	154	925	525	91.6	57.6	594-	37.0-
	MINOR OFFICE EQUIP/FUR	5020	6600		4957	1643	91.6	75.1	1,192-	18.0-
	SUBSCRIPTIONS,MAGS,MAP	5050								
	BOOKS	5070								
	COMPUTER SUPPLIES	5080								
178	OFFICE SUPPLIES		9204	154	6309	2741	91.6	68.5	2,322-	25.2-
	OPERATING SUPPLIES									
	MINOR EQUIPMENT	5460								
	OTHER OPERATING MATL/S	5590	600		479	121	91.6	79.8	78-	13.0-
	OPERATING SUPPLIES		600		479	121	91.6	79.8	78-	13.0-
178	SUPPLIES AND EXPENSES		9804	154	6788	2862	91.6	69.2	2,398-	24.4-
	PROFESSIONAL SERVICES									
	CONSULTANT SERV/SURVEY	6020								
	DATA PROCESSING	6035								
	OTHER PROFESSIONAL SER	6049								
	PROFESSIONAL SERVICE									
	COMMUNICATIONS									
	TELEPHONE AND TELEGRAP	6060								

	POSTAGE	6070								
	COMMUNICATIONS									
	TRANSPORTATION									
	TRAVEL EXPENSE	6110	1800		89	1711	91.6	4.9	1,702-	94.5-
	FREIGHT	6120								
	MESSENGER/EXPRESS SERV	6130								
	TRANSPORTATION		1800		89	1711	91.6	4.9	1,702-	94.5-
	ADVERTISING									
	ADVERTISING	6150								
	ADVERTISING									
	PRINTING AND BINDING									
	PRINTING	6200								
	BINDING	6205								
	PRINTING AND BINDING									
	INSURANCE									
	SURETY AND FORGERY BON	6270								
	INSURANCE									
	REPR/MAINT-OUTSIDE LABO									
160	OFFICE EQUIPMENT R&M	6365	1990		1672	318	91.6	84.0	166-	8.3-
	OTHER REPAIRS AND MAIN	6399	856		856		91.6	100.0	77	8.9
160	REPR/MAINT-OUTSIDE L		2846		2528	318	91.6	88.8	88-	3.0-
	RENTALS									
	OFFICE EQUIPMENT RENT	6410								
	RENTALS									
	OTHER SERVICES & CHARGE									
	DUES AND MEMBERSHIPS	6840	500		185	315	91.6	37.0	298-	59.6-
	REGISTRATION FEE/TUITI	6845	634			634	91.6		634-	100.0-
	SERVICES NOT SPECIFIED	6999								
	OTHER SERVICES & CHA		1134		185	949	91.6	16.3	932-	82.1-
160	OTHER SERVICES & CHAR		5780		2802	2978	91.6	48.4	2,723-	47.1-
	BUILDING/BLD IMPROVEMEN									
	BUILDING IMPROVEMENTS	7150								
	OFFICE IMPROVEMENTS	7150 23								
	BUILDING IMPROVEMEN									
	BUILDING/BLD IMPROVE									
	MACHINERY AND EQUIPMENT									
	OFFICE FURN/EQUIP.	7325								
	DATA PROCESSING EQUIP.	7327								
	OTHER EQUIPMENT	7399								

	MACHINERY AND EQUIPM								
	CAPITAL OUTLAY								
15028	EXPENDITURES	162728	154	136712	25862	91.6	84.0	13,587-	8.3-

001060 - GENERAL FUND-CITY ATTORNEY

CITY OF HATTIESBURG
EXPENDITURE REPORT
ALL FUNDS
11 Months Ending 08/31/17

THIS MONTH ACTUAL		OBJ/SUB	ANNUAL BUDGET	OPEN PO & CONTRACTS	YTD ACTUAL	REMAINING BALANCE	PERCENT PLAN	PERCENT ACTUAL	....PROJECTED.... OVER/UNDER	%
	SALARIES									
5977	REGULAR WAGES	4000	77000		68169	8831	91.6	88.5	2,633-	3.4-
	OVERTIME	4300								
5977	SALARIES		77000		68169	8831	91.6	88.5	2,633-	3.4-
	EMPLOYEE BENEFITS									
941	STATE RETIREMENT	4600	12128		10737	1391	91.6	88.5	414-	3.4-
457	F.I.C.A. TAXES	4700	5891		5205	686	91.6	88.3	212-	3.5-
	HOSPITALIZATION INS.	4800	6600		5400	1200	91.6	81.8	709-	10.7-
	UNEMPLOYMENT BENEFITS	4900								
	WORKMAN'S COMPENSATION	4910	257		491	234-	91.6	191.0	278	108.1
1399	EMPLOYEE BENEFITS		24876		21832	3044	91.6	87.7	1,059-	4.2-
7376	PERSONAL SERVICES		101876		90002	11874	91.6	88.3	3,692-	3.6-
	OFFICE SUPPLIES									
	PAPER	5003								
	PRINTED FORMS	5005								
	OTHER EXPENDABLE OFF.S	5010								
	MINOR OFFICE EQUIP/FUR	5020								
	BOOKS	5070								
	OTHER OPERATING MATL/S	5590								
	OFFICE SUPPLIES									
	SUPPLIES AND EXPENSES									
	PROFESSIONAL SERVICES									
	LEGAL	6025	7000			7000	91.6		7,000-	100.0-
	OTHER PROFESSIONAL SER	6049								
	PROFESSIONAL SERVICE		7000			7000	91.6		7,000-	100.0-
	COMMUNICATIONS									
	TELEPHONE AND TELEGRAP	6060								
	POSTAGE	6070								
	COMMUNICATIONS									
	TRANSPORTATION									
540	TRAVEL EXPENSE	6110	1000		959	41	91.6	95.9	46	4.6
540	TRANSPORTATION		1000		959	41	91.6	95.9	46	4.6
	PRINTING AND BINDING									
	PRINTING	6200								

	PRINTING AND BINDING									
	OTHER SERVICES & CHARGE									
	COURT COSTS	6710	100			100	91.6		100-	100.0-
	DUES AND MEMBERSHIPS	6840	325		310	15	91.6	95.3	13	4.0
	REGISTRATION FEE/TUITI	6845	675		305	370	91.6	45.1	342-	50.6-
	OTHER SERVICES & CHA		1100		615	485	91.6	55.9	429-	39.0-
540	OTHER SERVICES & CHAR		9100		1574	7526	91.6	17.2	7,382-	81.1-
	MACHINERY AND EQUIPMENT									
	CAPITAL OUTLAY									
7916	EXPENDITURES		110976		91576	19400	91.6	82.5	11,074-	9.9-

001080 - GENERAL FUND-HUMAN RESOURCES

CITY OF HATTIESBURG
EXPENDITURE REPORT
ALL FUNDS
11 Months Ending 08/31/17

THIS MONTH ACTUAL		OBJ/SUB	ANNUAL BUDGET	OPEN PO & CONTRACTS	YTD ACTUAL	REMAINING BALANCE	PERCENT PLAN	PERCENT ACTUAL	....PROJECTED.... OVER/UNDER	%
	SALARIES									
10173	REGULAR WAGES	4000	132264		117583	14681	91.6	88.9	3,991-	3.0-
	DISASTER RECOVERY WAGE	4010								
	OVERTIME	4300	500		229	271	91.6	45.8	250-	50.0-
	DISASTER RECOVERY OVER	4310								
10173	SALARIES		132764		117811	14953	91.6	88.7	4,242-	3.1-
	EMPLOYEE BENEFITS									
1602	STATE RETIREMENT	4600	20832		18555	2277	91.6	89.0	590-	2.8-
744	F.I.C.A. TAXES	4700	10118		8635	1483	91.6	85.3	698-	6.8-
1500	HOSPITALIZATION INS.	4800	19800		18000	1800	91.6	90.9	163-	.8-
	UNEMPLOYMENT BENEFITS	4900								
	WORKMAN'S COMPENSATION	4910	1016		1016		91.6	100.0	92	9.0
3846	EMPLOYEE BENEFITS		51766		46207	5559	91.6	89.2	1,358-	2.6-
14020	PERSONAL SERVICES		184530		164018	20512	91.6	88.8	5,601-	3.0-
	OFFICE SUPPLIES									
	PAPER	5003	3000		1502	1498	91.6	50.0	1,362-	45.4-
	PRINTED FORMS	5005	1200		552	648	91.6	46.0	597-	49.7-
160	OTHER EXPENDABLE OFF.S	5010	1000		686	314	91.6	68.6	251-	25.1-
	MINOR OFFICE EQUIP/FUR	5020	300			300	91.6		300-	100.0-
	SUBSCRIPTIONS,MAGS,MAP	5050	300		299	1	91.6	99.6	26	8.6
	BOOKS	5070	100			100	91.6		100-	100.0-
	COMPUTER SUPPLIES	5080	3000		2195	805	91.6	73.1	606-	20.2-
160	OFFICE SUPPLIES		8900		5234	3666	91.6	58.8	3,190-	35.8-
	OPERATING SUPPLIES									
	MINOR EQUIPMENT	5460								
	OTHER OPERATING MATL/S	5590								
	OPERATING SUPPLIES									
160	SUPPLIES AND EXPENSES		8900		5234	3666	91.6	58.8	3,190-	35.8-
	PROFESSIONAL SERVICES									
	CONSULTANT SERV/SURVEY	6020								
1109	OTHER PROFESSIONAL SER	6049	14380		12258	2122	91.6	85.2	1,007-	7.0-
1109	PROFESSIONAL SERVICE		14380		12258	2122	91.6	85.2	1,007-	7.0-
	COMMUNICATIONS									
2	TELEPHONE AND TELEGRAP	6060	160		129	31	91.6	80.6	19-	11.8-
	POSTAGE	6070	20			20	91.6		20-	100.0-

2	COMMUNICATIONS		180		129	51	91.6	71.6	39-	21.6-
	TRANSPORTATION									
	TRAVEL EXPENSE	6110								
	FREIGHT	6120								
	MESSENGER/EXPRESS SERV	6130	100			100	91.6		100-	100.0-
	TRANSPORTATION		100			100	91.6		100-	100.0-
	ADVERTISING									
	ADVERTISING	6150								
	ADVERTISING									
	PRINTING AND BINDING									
	PRINTING	6200	200			200	91.6		200-	100.0-
	BINDING	6205								
	PRINTING AND BINDING		200			200	91.6		200-	100.0-
	INSURANCE									
	SURETY AND FORGERY BON	6270								
	INSURANCE									
	REPR/MAINT-OUTSIDE LABO									
	BUILDING R&M	6350	40			40-	91.6		40-	100.0-
119	OFFICE EQUIPMENT R&M	6365	5500		4112	1388	91.6	74.7	1,014-	18.4-
119	REPR/MAINT-OUTSIDE L		5460		4112	1348	91.6	75.3	974-	17.8-
	OTHER SERVICES & CHARGE									
	DUES AND MEMBERSHIPS	6840	200			200	91.6		200-	100.0-
	REGISTRATION FEE/TUITI	6845								
	SERVICES NOT SPECIFIED	6999								
	OTHER SERVICES & CHA		200			200	91.6		200-	100.0-
1230	OTHER SERVICES & CHAR		20520		16499	4021	91.6	80.4	2,521-	12.2-
	MACHINERY AND EQUIPMENT									
	OFFICE FURN/EQUIP.	7325								
	DATA PROCESSING EQUIP.	7327								
	MACHINERY AND EQUIPM									
	CAPITAL OUTLAY									
15410	EXPENDITURES		213950		185751	28199	91.6	86.8	11,312-	5.2-

001081 - GENERAL FUND-LOSS CONTROL

CITY OF HATTIESBURG
EXPENDITURE REPORT
ALL FUNDS
11 Months Ending 08/31/17

THIS MONTH ACTUAL		OBJ/SUB	ANNUAL BUDGET	OPEN PO & CONTRACTS	YTD ACTUAL	REMAINING BALANCE	PERCENT PLAN	PERCENT ACTUAL	....PROJECTED.... OVER/UNDER	%
	SALARIES									
6045	REGULAR WAGES	4000	78587		66692	11895	91.6	84.8	5,832-	7.4-
	DISASTER RECOVERY WAGE	4010			2827	2827-			3,084	
	OVERTIME	4300	600		439	161	91.6	73.1	121-	20.1-
	DISASTER RECOVERY OVER	4310	900		878	22	91.6	97.5	57	6.3
6045	SALARIES		80087		70835	9252	91.6	88.4	2,813-	3.5-
	EMPLOYEE BENEFITS									
952	STATE RETIREMENT	4600	12377		11157	1220	91.6	90.1	205-	1.6-
433	F.I.C.A. TAXES	4700	6012		5115	897	91.6	85.0	432-	7.1-
1000	HOSPITALIZATION INS.	4800	13200		12000	1200	91.6	90.9	109-	.8-
	UNEMPLOYMENT BENEFITS	4900	500			500	91.6		500-	100.0-
	WORKMAN'S COMPENSATION	4910	1803		1803		91.6	100.0	163	9.0
2385	EMPLOYEE BENEFITS		33892		30075	3817	91.6	88.7	1,082-	3.1-
8430	PERSONAL SERVICES		113979		100910	13069	91.6	88.5	3,895-	3.4-
	OFFICE SUPPLIES									
	PAPER	5003								
58	PRINTED FORMS	5005	383		84	299	91.6	21.9	291-	75.9-
35-	OTHER EXPENDABLE OFF.S	5010	1248	247	486	515	91.6	38.9	717-	57.4-
	MINOR OFFICE EQUIP/FUR	5020	300			300	91.6		300-	100.0-
	PHOTO SUPPLIES	5040	100		24	76	91.6	24.0	73-	73.0-
	SUBSCRIPTIONS,MAGS,MAP	5050	350		115	235	91.6	32.8	224-	64.0-
	BOOKS	5070								
	COMPUTER SUPPLIES	5080								
23	OFFICE SUPPLIES		2381	247	709	1425	91.6	29.7	1,607-	67.4-
	OPERATING SUPPLIES									
	CLEANING/JANITORIAL SP	5100								
	HOUSEHOLD SUPPLIES	5110								
	MEDICAL SUPPLIES	5120	150			150	91.6		150-	100.0-
134	GAS AND OIL	5250	2000		1402	598	91.6	70.1	470-	23.5-
	LUBRICANTS	5255								
	WEARING APPAREL	5355	300			300	91.6		300-	100.0-
	MINOR EQUIPMENT	5460	1000			1000	91.6		1,000-	100.0-
	OTHER OPERATING MATL/S	5590								
134	OPERATING SUPPLIES		3450		1402	2048	91.6	40.6	1,920-	55.6-
	REPAIR & MAINTENANCE SP									
	BUILDING MATERIALS & S	5600								
	MTR VEHICLE REP. PTS/S	5700	1107		7	1100	91.6	.6	1,099-	99.2-
	COMMUNICATION REPAIR P	5750								

	OTHER REPAIR/MAINT. SP	5990								
	REPAIR & MAINTENANCE		1107		7	1100	91.6	.6	1,099-	99.2-
157	SUPPLIES AND EXPENSES		6938	247	2118	4573	91.6	30.5	4,628-	66.7-
	COMMUNICATIONS									
96	TELEPHONE AND TELEGRAP	6060	760		643	117	91.6	84.6	58-	7.6-
	POSTAGE	6070								
96	COMMUNICATIONS		760		643	117	91.6	84.6	58-	7.6-
	TRANSPORTATION									
	TRAVEL EXPENSE	6110								
	FREIGHT	6120								
	MESSENGER/EXPRESS SERV	6130								
	TRANSPORTATION									
	ADVERTISING									
	ADVERTISING	6150								
	ADVERTISING									
	PRINTING AND BINDING									
	PRINTING	6200								
	FILM PROCESSING	6240								
	PRINTING AND BINDING									
	INSURANCE									
	AUTOMOBILE INSURANCE	6265								
	SURETY AND FORGERY BON	6270								
	INSURANCE									
	REPR/MAINT-OUTSIDE LABO									
	OFFICE EQUIPMENT R&M	6365								
	HOUSEHOLD EQUIPMENT R&	6370								
	MOTOR VEHICLE EQ. R&M	6384	800			800	91.6		800-	100.0-
	COMMUNICATION EQ. R&M	6390								
	CLEANING AND PAINTING	6392								
	OTHER REPAIRS AND MAIN	6399	1300		1289	11	91.6	99.1	106	8.1
	REPR/MAINT-OUTSIDE L		2100		1289	811	91.6	61.3	693-	33.0-
	RENTALS									
	OTHER RENT	6449								
	RENTALS									
	OTHER SERVICES & CHARGE									
	DUES AND MEMBERSHIPS	6840								
	REGISTRATION FEE/TUITI	6845								
	SERVICES NOT SPECIFIED	6999								
	OTHER SERVICES & CHA									
96	OTHER SERVICES & CHAR		2860		1932	928	91.6	67.5	752-	26.2-

	MACHINERY AND EQUIPMENT									
	OFFICE FURN/EQUIP.	7325								
	DATA PROCESSING EQUIP.	7327								
	COMMUNICATION EQUIPMEN	7355								
	OTHER EQUIPMENT	7399								
---			---	---	---	---	---	---	---	---
	MACHINERY AND EQUIPM									
	VEHICLES									
	AUTOMOBILES	7400								
---			---	---	---	---	---	---	---	---
	VEHICLES									
---			---	---	---	---	---	---	---	---
	CAPITAL OUTLAY									
---			---	---	---	---	---	---	---	---
8684	EXPENDITURES		123777	247	104959	18570	91.6	84.7	9,276-	7.4-

001090 - GENERAL FUND-URBAN DEVELOPMT

CITY OF HATTIESBURG
EXPENDITURE REPORT
ALL FUNDS
11 Months Ending 08/31/17

THIS MONTH ACTUAL		OBJ/SUB	ANNUAL BUDGET	OPEN PO & CONTRACTS	YTD ACTUAL	REMAINING BALANCE	PERCENT PLAN	PERCENT ACTUAL	....PROJECTED.... OVER/UNDER	%
	SALARIES									
27109	REGULAR WAGES	4000	416446		311923	104523	91.6	74.9	76,166-	18.2-
	DISASTER RECOVERY WAGE	4010			1458	1458-			1,590	
	OVERTIME	4300	300		377	77-	91.6	125.6	111	37.0
	DISASTER RECOVERY OVER	4310			352	352-			384	
27109	SALARIES		416746		314110	102636	91.6	75.3	74,080-	17.7-
	EMPLOYEE BENEFITS									
4270	STATE RETIREMENT	4600	65637		49472	16165	91.6	75.3	11,667-	17.7-
1980	F.I.C.A. TAXES	4700	31882		22986	8896	91.6	72.0	6,806-	21.3-
11250	HOSPITALIZATION INS.	4800	79200		73550	5650	91.6	92.8	1,036	1.3
	UNEMPLOYMENT BENEFITS	4900	500			500	91.6		500-	100.0-
	WORKMAN'S COMPENSATION	4910	3835		7332	3497-	91.6	191.1	4,163	108.5
17499	EMPLOYEE BENEFITS		181054		153341	27713	91.6	84.6	13,772-	7.6-
44608	PERSONAL SERVICES		597800		467450	130350	91.6	78.1	87,854-	14.6-
	OFFICE SUPPLIES									
126	PAPER	5003	1560	60	1120	380	91.6	71.7	338-	21.6-
	PRINTED FORMS	5005								
158	OTHER EXPENDABLE OFF.S	5010	3332	131	1643	1558	91.6	49.3	1,539-	46.1-
1034	N.I.P. SUPPLIES	5011	12495	293	8750	3452	91.6	70.0	2,949-	23.6-
	CITIZENS CORPS GRANT S	5012								
	MIDTOWN STUDY GRANT SU	5013								
	NLC HEALTH OUTREACH SU	5014	2000			2000	91.6		2,000-	100.0-
	DOLLARWISE GRANT/CONF	5015								
	MAYORAL HEALTH COUNCIL	5016								
	MINOR OFFICE EQUIP/FUR	5020	1455	243	135	1077	91.6	9.2	1,307-	89.8-
	PHOTO SUPPLIES	5040								
	SUBSCRIPTIONS,MAGS,MAP	5050								
	BOOKS	5070	360	60		300	91.6		360-	100.0-
	COMPUTER SUPPLIES	5080	3000		311	2689	91.6	10.3	2,660-	88.6-
1318	OFFICE SUPPLIES		24202	787	11959	11456	91.6	49.4	11,155-	46.0-
	OPERATING SUPPLIES									
	FOOD	5115	250		79	171	91.6	31.6	163-	65.2-
140	GAS AND OIL	5250	2000		1031	969	91.6	51.5	875-	43.7-
	LUBRICANTS	5255								
	MINOR EQUIPMENT	5460	200			200	91.6		200-	100.0-
	OTHER OPERATING MATL/S	5590	400			400	91.6		400-	100.0-
140	OPERATING SUPPLIES		2850		1110	1740	91.6	38.9	1,639-	57.5-
	REPAIR & MAINTENANCE SP									

	BUILDING MATERIALS & S	5600	300			300	91.6		300-	100.0-
	PAINT AND PAINTING SPL	5650	150			150	91.6		150-	100.0-
	MTR VEHICLE REP. PTS/S	5700	900		665	235	91.6	73.8	174-	19.3-
	OTHER REPAIR/MAINT. SP	5990								
	REPAIR & MAINTENANCE		1350		665	685	91.6	49.2	624-	46.2-
1458	SUPPLIES AND EXPENSES		28402	787	13733	13881	91.6	48.3	13,420-	47.2-
	PROFESSIONAL SERVICES									
	ENGINEERING	6015								
	CONSULTANT SERV/SURVEY	6020	10000		6063	3937	91.6	60.6	3,385-	33.8-
	CONSULTANT SERV-TWIN F	6020 01								
	CONSULTANT SERV-MIDTOW	6020 02	15000		489	14511	91.6	3.2	14,466-	96.4-
	ABSTRACTING & RECORDIN	6023								
	LEGAL	6025								
	OTHER PROFESSIONAL SER	6049	11500			11500	91.6		11,500-	100.0-
	OTHER PROF SERV-NLC OU	6049 98								
	PROFESSIONAL SERVICE		36500		6552	29948	91.6	17.9	29,352-	80.4-
	COMMUNICATIONS									
365	TELEPHONE AND TELEGRAP	6060	3800		3481	319	91.6	91.6	2-	
	POSTAGE	6070	100			100	91.6		100-	100.0-
365	COMMUNICATIONS		3900		3481	419	91.6	89.2	102-	2.6-
	TRANSPORTATION									
823	TRAVEL EXPENSE	6110	10400	638	6825	2937	91.6	65.6	2,954-	28.4-
	TRVL EXP-MIDTOWN STDY	6111								
	TRVL EXP-NLC HEALTH OU	6112								
	FREIGHT	6120								
	MESSENGER/EXPRESS SERV	6130	100			100	91.6		100-	100.0-
823	TRANSPORTATION		10500	638	6825	3037	91.6	65.0	3,054-	29.0-
	ADVERTISING									
	ADVERTISING	6150								
	ADVERTISING									
	PRINTING AND BINDING									
104	PRINTING	6200	3700		1070	2630	91.6	28.9	2,532-	68.4-
	PRINTING-GRANT RELATED	6202								
	BLUELINES	6210								
	FILM PROCESSING	6240								
104	PRINTING AND BINDING		3700		1070	2630	91.6	28.9	2,532-	68.4-
	INSURANCE									
	AUTOMOBILE INSURANCE	6265								
	SURETY AND FORGERY BON	6270								
	INSURANCE									
	REPR/MAINT-OUTSIDE LABO									
	BUILDING R&M	6350								
	OFFICE EQUIPMENT R&M	6365								

	MOTOR VEHICLE EQ. R&M	6384								
	SIGN PAINTING	6396								
	OTHER REPAIRS AND MAIN	6399	300		98	202	91.6	32.6	193-	64.3-
	REPR/MAINT-OUTSIDE L		300		98	202	91.6	32.6	193-	64.3-
	RENTALS									
610	OFFICE EQUIPMENT RENT	6410	8000		4592	3408	91.6	57.4	2,990-	37.3-
	OTHER RENT	6449								
610	RENTALS		8000		4592	3408	91.6	57.4	2,990-	37.3-
	OTHER SERVICES & CHARGE									
	EXHIBITIONS & PROMOTIO	6500								
	DUES AND MEMBERSHIPS	6840	2150	144	1195	811	91.6	55.5	846-	39.3-
935	REGISTRATION FEE/TUITI	6845	4000		3841	159	91.6	96.0	190	4.7
	SERVICES NOT SPECIFIED	6999								
935	OTHER SERVICES & CHA		6150	144	5036	970	91.6	81.8	656-	10.6-
2836	OTHER SERVICES & CHAR		69050	782	27655	40613	91.6	40.0	38,880-	56.3-
	MACHINERY AND EQUIPMENT									
	PHOTOGRAPHIC EQUIP.	7308								
	OFFICE FURN/EQUIP.	7325								
	DATA PROCESSING EQUIP.	7327								
	MACHINERY AND EQUIPM									
	VEHICLES									
	AUTOMOBILES	7400								
	PICK UP TRUCKS	7420								
	VEHICLES									
	CAPITAL OUTLAY									
48903	EXPENDITURES		695252	1,569	508839	184844	91.6	73.1	140,154-	20.1-

001091 - GENERAL FUND-INFO TECHNOLOGY

CITY OF HATTIESBURG
EXPENDITURE REPORT
ALL FUNDS
11 Months Ending 08/31/17

THIS MONTH ACTUAL		OBJ/SUB	ANNUAL BUDGET	OPEN PO & CONTRACTS	YTD ACTUAL	REMAINING BALANCE	PERCENT PLAN	PERCENT ACTUAL	....PROJECTED.... OVER/UNDER	%
	SALARIES									
21031	REGULAR WAGES	4000	273393		241513	31880	91.6	88.3	9,924-	3.6-
	DISASTER RECOVERY WAGE	4010			335	335-			366	
	OVERTIME	4300	600		422	178	91.6	70.3	139-	23.1-
	DISASTER RECOVERY OVER	4310	100		58	42	91.6	58.0	36-	36.0-
21031	SALARIES		274093		242329	31764	91.6	88.4	9,734-	3.5-
	EMPLOYEE BENEFITS									
3312	STATE RETIREMENT	4600	43059		38167	4892	91.6	88.6	1,422-	3.3-
1499	F.I.C.A. TAXES	4700	20915		17328	3587	91.6	82.8	2,011-	9.6-
3500	HOSPITALIZATION INS.	4800	46200		42000	4200	91.6	90.9	381-	.8-
	UNEMPLOYMENT BENEFITS	4900	500			500	91.6		500-	100.0-
	WORKMAN'S COMPENSATION	4910	2016		2016		91.6	100.0	183	9.0
8311	EMPLOYEE BENEFITS		112690		99511	13179	91.6	88.3	4,132-	3.6-
29342	PERSONAL SERVICES		386783		341840	44943	91.6	88.3	13,866-	3.5-
	OFFICE SUPPLIES									
	PAPER	5003	2500		438	2062	91.6	17.5	2,022-	80.8-
	PRINTED FORMS	5005								
7	OTHER EXPENDABLE OFF.S	5010	1500		385	1115	91.6	25.6	1,080-	72.0-
	MINOR OFFICE EQUIP/FUR	5020								
	SUBSCRIPTIONS,MAGS,MAP	5050								
	BOOKS	5070								
4995	COMPUTER SUPPLIES	5080	49300		34986	14314	91.6	70.9	11,134-	22.5-
	COMPUTR SUP-PURCHASE C	5081								
5002	OFFICE SUPPLIES		53300		35809	17491	91.6	67.1	14,235-	26.7-
	OPERATING SUPPLIES									
55	GAS AND OIL	5250	800		607	193	91.6	75.8	137-	17.1-
	UNIFORMS, BADGES, ETC.	5350								
	MINOR EQUIPMENT	5460	830		759	71	91.6	91.4	2-	.2-
	OTHER OPERATING MATL/S	5590								
55	OPERATING SUPPLIES		1630		1367	263	91.6	83.8	138-	8.4-
	REPAIR & MAINTENANCE SP									
	BUILDING MATERIALS & S	5600								
204	MTR VEHICLE REP. PTS/S	5700	1245	170	1054	21	91.6	84.6	95-	7.6-
	MINOR COMPUTER EQUIP.	5800	1425		1224	201	91.6	85.8	89-	6.2-
204	REPAIR & MAINTENANCE		2670	170	2278	222	91.6	85.3	184-	6.8-
5260	SUPPLIES AND EXPENSES		57600	170	39454	17976	91.6	68.4	14,559-	25.2-

	PROFESSIONAL SERVICES									
1000	DATA PROCESSING	6035	35000	250	18350	16400	91.6	52.4	14,981-	42.8-
	OTHER PROFESSIONAL SER	6049	3000		2978	22	91.6	99.2	248	8.2
1000	PROFESSIONAL SERVICE		38000	250	21328	16422	91.6	56.1	14,733-	38.7-
	COMMUNICATIONS									
420	TELEPHONE AND TELEGRAP	6060	4370		3722	648	91.6	85.1	309-	7.0-
18340	NETWORK	6068	224400		190291	34109	91.6	84.7	16,809-	7.4-
2401	NETWORK WIRELESS	6069	29500		27021	2479	91.6	91.5	22-	
	POSTAGE	6070								
21161	COMMUNICATIONS		258270		221035	37235	91.6	85.5	17,140-	6.6-
	TRANSPORTATION									
	TRAVEL EXPENSE	6110								
	FREIGHT	6120	130		46	84	91.6	35.3	79-	60.7-
	MESSENGER/EXPRESS SERV	6130								
	TRANSPORTATION		130		46	84	91.6	35.3	79-	60.7-
	ADVERTISING									
	ADVERTISING	6150								
	ADVERTISING									
	PRINTING AND BINDING									
	PRINTING	6200								
	BINDING	6205								
	PRINTING AND BINDING									
	INSURANCE									
	PUBLIC LIAB/PROPERTY D	6255								
	INSURANCE									
	REPR/MAINT-OUTSIDE LABO									
	ELECTRICAL R&M	6355								
24153	OFFICE EQUIPMENT R&M	6365	269100		238974	30126	91.6	88.8	8,401-	3.1-
	MOTOR VEHICLE EQ. R&M	6384	200	190		10	91.6		200-	100.0-
	TOW IN CHARGES	6398								
24153	REPR/MAINT-OUTSIDE L		269300	190	238974	30136	91.6	88.7	8,601-	3.1-
	RENTALS									
	OFFICE EQUIPMENT RENT	6410								
	OTHER RENT	6449								
	RENTALS									
	OTHER SERVICES & CHARGE									
	DUES AND MEMBERSHIPS	6840								
	REGISTRATION FEE/TUITI	6845								
	SERVICES NOT SPECIFIED	6999								
	OTHER SERVICES & CHA									
46314	OTHER SERVICES & CHAR		565700	440	481383	83877	91.6	85.0	40,554-	7.1-

	MACHINERY AND EQUIPMENT									
	OFFICE FURN/EQUIP.	7325								
	DATA PROCESSING EQUIP.	7327	100000	10,600	84933	4467	91.6	84.9	7,345-	7.3-
1404	FINANCIAL SOFTWARE	7328	75000		72241	2759	91.6	96.3	3,808	5.0
	DOM PREP GRANT 06HS205	7332								
12604	PUBLIC SAFETY SOFTWARE	7333	150000		138592	11408	91.6	92.3	1,191	.7
	COMMUNICATION EQUIPMEN	7355								
	OTHER EQUIPMENT	7399								
14007	MACHINERY AND EQUIPM		325000	10,600	295767	18633	91.6	91.0	2,345-	.7-
	VEHICLES									
	AUTOMOBILES	7400								
	VEHICLES									
14007	CAPITAL OUTLAY		325000	10,600	295767	18633	91.6	91.0	2,345-	.7-
94923	EXPENDITURES		1335083	11,210	1158443	165430	91.6	86.7	71,327-	5.3-

001092 - GENERAL FUND-GEN.GOVT.BLDG

CITY OF HATTIESBURG
EXPENDITURE REPORT
ALL FUNDS
11 Months Ending 08/31/17

THIS MONTH ACTUAL		OBJ/SUB	ANNUAL BUDGET	OPEN PO & CONTRACTS	YTD ACTUAL	REMAINING BALANCE	PERCENT PLAN	PERCENT ACTUAL	....PROJECTED.... OVER/UNDER	%
	SALARIES									
	REGULAR WAGES	4000								
	OVERTIME	4300								
	SALARIES									
	EMPLOYEE BENEFITS									
	STATE RETIREMENT	4600								
	F.I.C.A. TAXES	4700								
	HOSPITALIZATION INS.	4800								
	UNEMPLOYMENT BENEFITS	4900								
	WORKMAN'S COMPENSATION	4910								
	EMPLOYEE BENEFITS									
	PERSONAL SERVICES									
	OFFICE SUPPLIES									
	PAPER	5003								
	PRINTED FORMS	5005								
	OTHER EXPENDABLE OFF.S	5010	250			250	91.6		250-	100.0-
	OFFICE SUPPLIES		250			250	91.6		250-	100.0-
	OPERATING SUPPLIES									
426	CLEANING/JANITORIAL SP	5100	3625	532	2979	114	91.6	82.1	375-	10.3-
	HOUSEHOLD SUPPLIES	5110								
	FOOD	5115								
	MEDICAL SUPPLIES	5120								
	CHEMICALS	5130	3810		3804	6	91.6	99.8	339	8.8
	DIESEL FUEL	5257								
	HORT./LANDSCAPING SPLY	5440	2250	110	1169	972	91.6	51.9	974-	43.2-
	HAND TOOLS	5450	25			25	91.6		25-	100.0-
161	MINOR EQUIPMENT	5460	3750		1643	2107	91.6	43.8	1,957-	52.1-
	OTHER OPERATING MATL/S	5590	50		40	10	91.6	80.0	6-	12.0-
587	OPERATING SUPPLIES		13510	642	9635	3233	91.6	71.3	2,999-	22.1-
	REPAIR & MAINTENANCE SP									
	BUILDING MATERIALS & S	5600	10225	131	167	9927	91.6	1.6	10,042-	98.2-
417	ELECTRICAL SUPPLIES	5605	2800		2378	422	91.6	84.9	205-	7.3-
31	PLUMBING SUPPLIES	5610	3000		131	2869	91.6	4.3	2,857-	95.2-
	PAINT AND PAINTING SPL	5650	2000		138	1862	91.6	6.9	1,850-	92.5-
	OTHER REPAIR/MAINT. SP	5990	100			100	91.6		100-	100.0-
448	REPAIR & MAINTENANCE		18125	131	2814	15180	91.6	15.5	15,055-	83.0-

1035	SUPPLIES AND EXPENSES		31885	773	12449	18664	91.6	39.0	18,304-	57.4-
	PROFESSIONAL SERVICES									
	BUILDING SECURITY	6021	2000		1440	560	91.6	72.0	429-	21.4-
2112	OTHER PROFESSIONAL SER	6049	30039	39	22207	7793	91.6	73.9	5,813-	19.3-
2112	PROFESSIONAL SERVICE		32039	39	23647	8353	91.6	73.8	6,242-	19.4-
	COMMUNICATIONS									
	TELEPHONE AND TELEGRAP	6060								
	TELEPHONE-EATON SCHOOL	6060 GRANT								
	COMMUNICATIONS									
	TRANSPORTATION									
	FREIGHT	6120								
	MESSENGER/EXPRESS SERV	6130								
	TRANSPORTATION									
	INSURANCE									
	PUBLIC LIAB/PROPERTY D	6255								
	BOILER MACHINERY	6260								
	INSURANCE									
	UTILITIES									
26	GAS	6300	3500		308	3192	91.6	8.8	3,164-	90.4-
	GAS-TRAIN DEPOT	6300 DEPOT								
	GAS-EATON SCHOOL	6300 GRANT								
4862	ELECTRICITY	6305	50000		38308	11692	91.6	76.6	8,210-	16.4-
	ELECTRICITY-EMP MED CL	6305 CLINIC								
	ELECTRICITY-TRAIN DEPO	6305 DEPOT								
	ELECTRICITY-EATON SCHO	6305 GRANT								
4888	UTILITIES		53500		38615	14885	91.6	72.1	11,374-	21.2-
	REPR/MAINT-OUTSIDE LABO									
	BUILDING R&M	6350	145085	42,280	48601	54204	91.6	33.4	92,065-	63.4-
	ELECTRICAL R&M	6355	1000		160	840	91.6	16.0	826-	82.6-
	PLUMBING EQUIPMENT R&M	6357	1000			1000	91.6		1,000-	100.0-
	HOUSEHOLD EQUIPMENT R&	6370	7030	1,390	115	5525	91.6	1.6	6,904-	98.2-
	FIXED EQUIPMENT R&M	6380	10030	4,928	4704	398	91.6	46.8	4,898-	48.8-
	MINOR EQUIPMENT R&M	6382								
	CLEANING AND PAINTING	6392	3900		75	3825	91.6	1.9	3,818-	97.8-
	EXTERMINATION-DEPOT	6393								
48	DISINFECT./EXTERMINATI	6394	1250		777	473	91.6	62.1	402-	32.1-
	OTHER REPAIRS AND MAIN	6399	500			500	91.6		500-	100.0-
48	REPR/MAINT-OUTSIDE L		169795	48,598	54432	66765	91.6	32.0	110,414-	65.0-
	RENTALS									
	MOP-MAT-RAG RENT	6435								
	OTHER RENT	6449	14000		8800	5200	91.6	62.8	4,400-	31.4-
	RENTALS		14000		8800	5200	91.6	62.8	4,400-	31.4-
	OTHER SERVICES & CHARGE									
	CUSTODIAL SERVICE	6870								

	OTHER SERVICES & CHA										
7048	OTHER SERVICES & CHAR		269334	48,637	125494	95203	91.6	46.5	132,432-	49.1-
	LAND										
	LAND	7000									
	LAND										
	BUILDING/BLD IMPROVEMEN										
	BUILDINGS	7100									
	FIRST BAPTIST CHURCH	7100 13	500000			500000	91.6		500,000-	100.0-
	PINE ST CHURCH BUILDI	7100 26	70000		70000		91.6	100.0	6,363	9.0
	RENOV OLD FED BLD-MUN	7150 42	44889		44858	31	91.6	99.9	4,047	9.0
	BUILDINGS		614889		114858	500031	91.6	18.6	489,589-	79.6-
	BUILDING/BLD IMPROVE		614889		114858	500031	91.6	18.6	489,589-	79.6-
	IMPROVEMENT OTHER THAN										
	LANDSCAPING	7250									
	OTHER IMPROVEMENTS	7295									
	IMPROVEMENT OTHER TH										
	MACHINERY AND EQUIPMENT										
	HOUSEHOLD FURN/EQUIP.	7320									
	OTHER EQUIPMENT	7399									
	MACHINERY AND EQUIPM										
	CAPITAL OUTLAY		614889		114858	500031	91.6	18.6	489,589-	79.6-
8083	EXPENDITURES		916108	49,410	252801	613898	91.6	27.5	640,325-	69.8-

001093 - GENERAL FD-INTERMODAL FAC O&M

CITY OF HATTIESBURG
EXPENDITURE REPORT
ALL FUNDS
11 Months Ending 08/31/17

THIS MONTH ACTUAL		OBJ/SUB	ANNUAL BUDGET	OPEN PO & CONTRACTS	YTD ACTUAL	REMAINING BALANCE	PERCENT PLAN	PERCENT ACTUAL	....PROJECTED.... OVER/UNDER	%
	SALARIES									
	REGULAR WAGES	4000								
	OVERTIME	4300								
	SALARIES									
	EMPLOYEE BENEFITS									
	STATE RETIREMENT	4600								
	F.I.C.A. TAXES	4700								
	HOSPITALIZATION INS.	4800								
	UNEMPLOYMENT BENEFITS	4900								
	WORKMAN'S COMPENSATION	4910								
	EMPLOYEE BENEFITS									
	PERSONAL SERVICES									
	OFFICE SUPPLIES									
	PAPER	5003								
	PRINTED FORMS	5005								
	OTHER EXPENDABLE OFF.S	5010								
	MINOR OFFICE EQUIP/FUR	5020								
	SUBSCRIPTIONS,MAGS,MAP	5050								
	BOOKS	5070								
	COMPUTER SUPPLIES	5080								
	OFFICE SUPPLIES									
	OPERATING SUPPLIES									
	CLEANING/JANITORIAL SP	5100	2364		2199	165	91.6	93.0	34	1.4
	GAS AND OIL	5250								
	LUBRICANTS	5255								
	HORT./LANDSCAPING SPLY	5440	950		550	400	91.6	57.8	350-	36.8-
99	MINOR EQUIPMENT	5460	650		622	29	91.6	95.6	28	4.3
	OTHER OPERATING MATL/S	5590	151			151	91.6		151-	100.0-
99	OPERATING SUPPLIES		4115		3371	744	91.6	81.9	437-	10.6-
	REPAIR & MAINTENANCE SP									
	BUILDING MATERIALS & S	5600	900		599	301	91.6	66.5	246-	27.3-
	ELECTRICAL SUPPLIES	5605	2335		1798	537	91.6	77.0	373-	15.9-
	PLUMBING SUPPLIES	5610	600		357	243	91.6	59.5	210-	35.0-
	PAINT AND PAINTING SPL	5650								
	MTR VEHICLE REP. PTS/S	5700								
	AGRICLTRL REPAIR PTS/S	5755								
	OTHER REPAIR/MAINT. SP	5990	800			800	91.6		800-	100.0-

	REPAIR & MAINTENANCE		4635		2754	1881	91.6	59.4	1,630-	35.1-
99	SUPPLIES AND EXPENSES		8750		6125	2626	91.6	70.0	2,068-	23.6-
	PROFESSIONAL SERVICES									
	BUILDING SECURITY	6021								
	OTHER PROFESSIONAL SER	6049								
	PROFESSIONAL SERVICE									
	COMMUNICATIONS									
	TELEPHONE AND TELEGRAP	6060								
	POSTAGE	6070								
	COMMUNICATIONS									
	TRANSPORTATION									
	TRAVEL EXPENSE	6110								
	FREIGHT	6120	20		20		91.6	100.0	1	5.0
	MESSENGER/EXPRESS SERV	6130	20			20-	91.6		20-	100.0-
	TRANSPORTATION				20	20-	91.6		21	100.0-
	ADVERTISING									
	ADVERTISING	6150	2600			2600	91.6		2,600-	100.0-
	ADVERTISING		2600			2600	91.6		2,600-	100.0-
	PRINTING AND BINDING									
	PRINTING	6200								
	PRINTING AND BINDING									
	INSURANCE									
	AUTOMOBILE INSURANCE	6265								
	SURETY AND FORGERY BON	6270								
	INSURANCE									
	UTILITIES									
	GAS	6300								
2882	ELECTRICITY	6305	42000		31329	10671	91.6	74.5	7,822-	18.6-
2882	UTILITIES		42000		31329	10671	91.6	74.5	7,822-	18.6-
	REPR/MAINT-OUTSIDE LABO									
	BUILDING R&M	6350	28286	150	26323	1813	91.6	93.0	430	1.5
	ELECTRICAL R&M	6355	3000		2800	200	91.6	93.3	54	1.8
	PLUMBING EQUIPMENT R&M	6357								
	OFFICE EQUIPMENT R&M	6365								
	MOTOR VEHICLE EQ. R&M	6384								
	DISINFECT./EXTERMINATI	6394	1500		1205	295	91.6	80.3	186-	12.4-
	SIGN PAINTING	6396								
	OTHER REPAIRS AND MAIN	6399	9891		1786	8105	91.6	18.0	7,942-	80.2-
	REPR/MAINT-OUTSIDE L		42677	150	32113	10414	91.6	75.2	7,644-	17.9-
	RENTALS									
23	UNIFORM RENT	6430	400		182	218	91.6	45.5	202-	50.5-
	OTHER RENT	6449								

23	RENTALS		400		182	218	91.6	45.5	202-	50.5-
	OTHER SERVICES & CHARGE									
	EXHIBITIONS & PROMOTIO	6500								
	DUES AND MEMBERSHIPS	6840								
	REGISTRATION FEE/TUITI	6845								
	CUSTODIAL SERVICE	6870								
	SERVICES NOT SPECIFIED	6999								
	OTHER SERVICES & CHA									
2905	OTHER SERVICES & CHAR		87677	150	63644	23883	91.6	72.5	18,247-	20.8-
	MACHINERY AND EQUIPMENT									
	OFFICE FURN/EQUIP.	7325								
	DATA PROCESSING EQUIP.	7327								
39767-	OTHER EQUIPMENT	7399	140000		100000	40000	91.6	71.4	30,909-	22.0-
39767-	MACHINERY AND EQUIPM		140000		100000	40000	91.6	71.4	30,909-	22.0-
39767-	CAPITAL OUTLAY		140000		100000	40000	91.6	71.4	30,909-	22.0-
36763-	EXPENDITURES		236427	150	169769	66508	91.6	71.8	51,225-	21.6-

001094 - GENERAL FUND-METRPLTN PLANG.

CITY OF HATTIESBURG
EXPENDITURE REPORT
ALL FUNDS
11 Months Ending 08/31/17

THIS MONTH ACTUAL		OBJ/SUB	ANNUAL BUDGET	OPEN PO & CONTRACTS	YTD ACTUAL	REMAINING BALANCE	PERCENT PLAN	PERCENT ACTUAL	....PROJECTED.... OVER/UNDER	%
	SALARIES									
12570	REGULAR WAGES	4000	178915		149933	28982	91.6	83.8	15,351-	8.5-
	DISASTER RECOVERY WAGE	4010			1167	1167-			1,273	
	OVERTIME	4300	500			500	91.6		500-	100.0-
	DISASTER RECOVERY OVER	4310			128	128-			139	
12570	SALARIES		179415		151228	28187	91.6	84.2	14,439-	8.0-
	EMPLOYEE BENEFITS									
1980	STATE RETIREMENT	4600	28258		23818	4440	91.6	84.2	2,274-	8.0-
894	F.I.C.A. TAXES	4700	13725		10823	2902	91.6	78.8	1,918-	13.9-
2498	HOSPITALIZATION INS.	4800	33000		28998	4003	91.6	87.8	1,365-	4.1-
	UNEMPLOYMENT BENEFITS	4900	500			500	91.6		500-	100.0-
	WORKMAN'S COMPENSATION	4910	572		1093	521-	91.6	191.0	620	108.3
5371	EMPLOYEE BENEFITS		76055		64732	11323	91.6	85.1	5,438-	7.1-
17941	PERSONAL SERVICES		255470		215960	39510	91.6	84.5	19,877-	7.7-
	OFFICE SUPPLIES									
40	PAPER	5003	1000	33	40	928	91.6	4.0	956-	95.6-
	PRINTED FORMS	5005								
348	OTHER EXPENDABLE OFF.S	5010	4000		1624	2376	91.6	40.6	2,228-	55.7-
	MINOR OFFICE EQUIP/FUR	5020	2525	101	2144	280	91.6	84.9	186-	7.3-
	PHOTO SUPPLIES	5040								
	SUBSCRIPTIONS,MAGS,MAP	5050								
	BOOKS	5070								
	COMPUTER SUPPLIES	5080	3000		758	2242	91.6	25.2	2,173-	72.4-
388	OFFICE SUPPLIES		10525	134	4566	5825	91.6	43.3	5,543-	52.6-
	OPERATING SUPPLIES									
	FOOD	5115	1600		101	1499	91.6	6.3	1,489-	93.0-
10	GAS AND OIL	5250	2000		317	1683	91.6	15.8	1,654-	82.7-
	MINOR EQUIPMENT	5460	1000			1000	91.6		1,000-	100.0-
	MTR VEHICLE REP. PTS/S	5700	700		418	282	91.6	59.7	244-	34.8-
10	OPERATING SUPPLIES		5300		836	4464	91.6	15.7	4,388-	82.7-
398	SUPPLIES AND EXPENSES		15825	134	5402	10290	91.6	34.1	9,931-	62.7-
	PROFESSIONAL SERVICES									
	ENGINEERING	6015								
	CONSULTANT SERV/SURVEY	6020	70000		22840	47160	91.6	32.6	45,083-	64.4-
	ABSTRACTING & RECORDIN	6023								
	LEGAL	6025								

	OTHER PROFESSIONAL SER	6049	5100			5100	91.6		5,100-	100.0-
	PROFESSIONAL SERVICE		75100		22840	52260	91.6	30.4	50,183-	66.8-
	COMMUNICATIONS									
	TELEPHONE AND TELEGRAP	6060								
	POSTAGE	6070								
	COMMUNICATIONS									
	TRANSPORTATION									
5	TRAVEL EXPENSE	6110	12000		8750	3250	91.6	72.9	2,454-	20.4-
	FREIGHT	6120								
13	MESSENGER/EXPRESS SERV	6130	1000		201	799	91.6	20.1	780-	78.0-
18	TRANSPORTATION		13000		8952	4048	91.6	68.8	3,234-	24.8-
	ADVERTISING									
	ADVERTISING	6150	2200			2200	91.6		2,200-	100.0-
	ADVERTISING		2200			2200	91.6		2,200-	100.0-
	PRINTING AND BINDING									
	PRINTING	6200	700			700	91.6		700-	100.0-
	BLUELINES	6210								
	FILM PROCESSING	6240								
	PRINTING AND BINDING		700			700	91.6		700-	100.0-
	REPR/MAINT-OUTSIDE LABO									
6	OFFICE EQUIPMENT R&M	6365	6100		2612	3488	91.6	42.8	3,250-	53.2-
6	REPR/MAINT-OUTSIDE L		6100		2612	3488	91.6	42.8	3,250-	53.2-
	OTHER SERVICES & CHARGE									
	EXHIBITIONS & PROMOTIO	6500								
	TRAIN DAY EVENT	6500 01	3000			3000	91.6		3,000-	100.0-
	EXHIBITIONS & PROMO		3000			3000	91.6		3,000-	100.0-
	DUES AND MEMBERSHIPS	6840	1000		482	518	91.6	48.2	474-	47.4-
	REGISTRATION FEE/TUITI	6845	2500		1480	1020	91.6	59.2	886-	35.4-
40	SERVICES NOT SPECIFIED	6999	1000		320	680	91.6	32.0	650-	65.0-
40	OTHER SERVICES & CHA		7500		2282	5218	91.6	30.4	5,010-	66.8-
63	OTHER SERVICES & CHAR		104600		36686	67914	91.6	35.0	64,578-	61.7-
	MACHINERY AND EQUIPMENT									
	OFFICE FURN/EQUIP.	7325								
	DATA PROCESSING EQUIP.	7327								
8044	OTHER EQUIPMENT	7399	8044		8044		91.6	100.0	731	9.0
8044	MACHINERY AND EQUIPM		8044		8044		91.6	100.0	731	9.0
	VEHICLES									
	AUTOMOBILES	7400								
	VEHICLES									

8044	CAPITAL OUTLAY	8044		8044		91.6	100.0	731	9.0
26446	EXPENDITURES	383939	134	266092	117713	91.6	69.3	93,656-	24.3-

001095 - GENERAL FUND-G/G INS.OTH SER

CITY OF HATTIESBURG
EXPENDITURE REPORT
ALL FUNDS
11 Months Ending 08/31/17

THIS MONTH ACTUAL		OBJ/SUB	ANNUAL BUDGET	OPEN PO & CONTRACTS	YTD ACTUAL	REMAINING BALANCE	PERCENT PLAN	PERCENT ACTUAL	....PROJECTED.... OVER/UNDER	%
	SALARIES									
	REGULAR WAGES	4000								
	OVERTIME	4300	1000			1000	91.6		1,000-	100.0-
	SALARIES		1000			1000	91.6		1,000-	100.0-
	EMPLOYEE BENEFITS									
	STATE RETIREMENT	4600								
	F.I.C.A. TAXES	4700								
	HOSPITALIZATION INS.	4800								
	UNEMPLOYMENT BENEFITS	4900								
	WORKMAN'S COMPENSATION	4910								
	EMPLOYEE BENEFITS									
	PERSONAL SERVICES		1000			1000	91.6		1,000-	100.0-
	OFFICE SUPPLIES									
	PAPER	5003	1000		251	749	91.6	25.1	726-	72.6-
	PRINTED FORMS	5005								
	OFFICE SUPPLIES		1000		251	749	91.6	25.1	726-	72.6-
	OPERATING SUPPLIES									
	FOOD	5115								
	DIESEL FUEL	5257								
	WEARING APPAREL	5355								
	OTHER OPERATING MATL/S	5590	200		91	109	91.6	45.5	100-	50.0-
	UNALLOC. PETROLEUM PRO	5599								
	OPERATING SUPPLIES		200		91	109	91.6	45.5	100-	50.0-
	REPAIR & MAINTENANCE SP									
	OTHER REPAIR/MAINT. SP	5990								
	REPAIR & MAINTENANCE									
	SUPPLIES AND EXPENSES		1200		342	858	91.6	28.5	826-	68.8-
	PROFESSIONAL SERVICES									
	AUDITING AND ACCOUNTIN	6010								
	TITLE OPINIONS	6016								
	APPRAISAL	6017								
	CONSULTANT SERV/SURVEY	6020								
	CONSULTANT-TWIN FORKS	6020 01								
	CONSULTANT-GORDONS CRK	6020 05								
40524	LEGAL	6025	864546		802456	62090	91.6	92.8	10,860	1.2

	CAFE PLAN-ADMIN.COSTS	6026		4500			4500	91.6		4,500-	100.0-
	MEDICAL	6027		37500		21940	15560	91.6	58.5	13,566-	36.1-
30256	MEDICAL ANALYSIS-EMP C	6027	01	384000		344005	39995	91.6	89.5	8,721-	2.2-
	UNALLOC.WELLNESS/HOSP.	6028		200			200	91.6		200-	100.0-
	IN-SERVICE TRAINING	6029		1250			1250	91.6		1,250-	100.0-
	ENTERTAINMENT	6033									
	DATA PROCESSING	6035									
	EMER.SHELTER/MDA GRANT	6040									
	I.P.-HYBERPLASTIC/MDA	6041									
	COPS-SECURE SCHLS/OJP	6042									
	NLC FINANCIAL INITIATI	6043		30650		12053	18597	91.6	39.3	17,501-	57.0-
	CONTRIB FUNDED EVENTS	6046									
	COMMUNITY CONVERSATIO	6046	01	1500		29	1471	91.6	1.9	1,468-	97.8-
	CONTRIB FUNDED EVEN			1500		29	1471	91.6	1.9	1,468-	97.8-
563	OTHER PROFESSIONAL SER	6049		361308		74909	286399	91.6	20.7	279,589-	77.3-
71342	PROFESSIONAL SERVICE			1685454		1255392	430062	91.6	74.4	315,936-	18.7-
	COMMUNICATIONS										
10463	TELEPHONE AND TELEGRAP	6060		140000		129591	10409	91.6	92.5	1,372	.9
	TELEPHONE RENT	6065									
	NETWORK	6068		1082			1082	91.6		1,082-	100.0-
	POSTAGE	6070		35996		19905	16091	91.6	55.2	14,282-	39.6-
10463	COMMUNICATIONS			177078		149495	27583	91.6	84.4	13,992-	7.9-
	TRANSPORTATION										
810	TRAVEL EXPENSE	6110		9300		1862	7438	91.6	20.0	7,268-	78.1-
	MESSENGER/EXPRESS SERV	6130									
810	TRANSPORTATION			9300		1862	7438	91.6	20.0	7,268-	78.1-
	ADVERTISING										
	UNALLOCATED ADVERTISIN	6155		15500		13584	1916	91.6	87.6	681-	4.3-
	ADVERTISING			15500		13584	1916	91.6	87.6	681-	4.3-
	PRINTING AND BINDING										
924	PRINTING	6200		4000		2118	1882	91.6	52.9	1,690-	42.2-
	BINDING	6205									
924	PRINTING AND BINDING			4000		2118	1882	91.6	52.9	1,690-	42.2-
	INSURANCE										
211004	FIRE & EXTENDED COVERA	6250		232000		212448	19552	91.6	91.5	238-	.1-
	PUBLIC LIAB/PROPERTY D	6255		450000		447416	2584	91.6	99.4	38,090	8.4
	BOILER MACHINERY	6260									
203	SURETY AND FORGERY BON	6270		2138		2135	3	91.6	99.8	191	8.9
	OTHER INSURANCE	6299		6790		3006	3784	91.6	44.2	3,510-	51.6-
211207	INSURANCE			690928		665004	25924	91.6	96.2	34,530	4.9
	REPR/MAINT-OUTSIDE LABO										
	OFFICE EQUIPMENT R&M	6365									
	MOTOR VEHICLE EQ. R&M	6384									
	COMMUNICATION EQ. R&M	6390									
	OTHER REPAIRS AND MAIN	6399		48500	1,062	44608	2829	91.6	91.9	163	.3

	OTHER REPAIRS AND MAIN	6399 FBC								
	REPR/MAINT-OUTSIDE L		48500	1,062	44608	2829	91.6	91.9	163	.3
	OTHER SERVICES & CHARGE									
	SETTLEMT OF DAMAGE CLA	6700	150000		150000		91.6	100.0	13,636	9.0
	LATE PAYMENT CHARGE	6705	95		93	2	91.6	97.8	7	7.3
	COURT COSTS	6710								
	THEFT LOSS	6818								
5430	PROP.TAX COLL. FEES .0	6830	73000		62660	10340	91.6	85.8	4,643-	6.3-
641	PROP.TAX COLL. FEES.00	6831	92000		89354	2646	91.6	97.1	5,477	5.9
115	BANK SERV/TRF FEE	6832	2400		2270	130	91.6	94.5	76	3.1
	DUES AND MEMBERSHIPS	6840	24700		18330	6370	91.6	74.2	4,703-	19.0-
	REGISTRATION FEE/TUITI	6845	4800	70	610	4120	91.6	12.7	4,134-	86.1-
	PROPERTY TAXES	6995								
	LOBBYING	6998								
1124	SERVICES NOT SPECIFIED	6999	19905		17164	2741	91.6	86.2	1,180-	5.9-
7311	OTHER SERVICES & CHA		366900	70	340480	26350	91.6	92.7	4,532	1.2
302057	OTHER SERVICES & CHAR		2997660	1,132	2472544	523984	91.6	82.4	300,339-	10.0-
	MACHINERY AND EQUIPMENT									
	OFFICE FURN/EQUIP.	7325								
	DATA PROCESSING EQUIP.	7327								
	COMMUNICATION EQUIPMEN	7355								
	MACHINERY AND EQUIPM									
	VEHICLES									
	AUTOMOBILES	7400								
	VEHICLES									
	CAPITAL OUTLAY									
302057	EXPENDITURES		2999860	1,132	2472886	525842	91.6	82.4	302,166-	10.0-

001096 - GENERAL FUND-FED PROG ADMIN

CITY OF HATTIESBURG
EXPENDITURE REPORT
ALL FUNDS
11 Months Ending 08/31/17

THIS MONTH ACTUAL		OBJ/SUB	ANNUAL BUDGET	OPEN PO & CONTRACTS	YTD ACTUAL	REMAINING BALANCE	PERCENT PLAN	PERCENT ACTUAL	....PROJECTED.... OVER/UNDER	%
	SALARIES									
12997	REGULAR WAGES	4000	179989		140051	39938	91.6	77.8	27,206-	15.1-
	DISASTER RECOVERY WAGE	4010								
	OVERTIME	4300			655	655-			714	
	DISASTER RECOVERY OVER	4310								
12997	SALARIES		179989		140706	39283	91.6	78.1	26,491-	14.7-
	EMPLOYEE BENEFITS									
2168	STATE RETIREMENT	4600	28348		22282	6066	91.6	78.6	4,040-	14.2-
1024	F.I.C.A. TAXES	4700	14117		10578	3539	91.6	74.9	2,577-	18.2-
2000	HOSPITALIZATION INS.	4800	26400		23498	2902	91.6	89.0	765-	2.8-
	UNEMPLOYMENT BENEFITS	4900	500			500	91.6		500-	100.0-
	WORKMAN'S COMPENSATION	4910	5686		5686		91.6	100.0	516	9.0
5192	EMPLOYEE BENEFITS		75051		62044	13007	91.6	82.6	7,366-	9.8-
18189	PERSONAL SERVICES		255040		202750	52290	91.6	79.4	33,858-	13.2-
	OFFICE SUPPLIES									
	PAPER	5003	200			200	91.6		200-	100.0-
	PRINTED FORMS	5005								
147	OTHER EXPENDABLE OFF.S	5010	500		419	81	91.6	83.8	42-	8.4-
	MINOR OFFICE EQUIP/FUR	5020	3639	202	1639	1798	91.6	45.0	1,851-	50.8-
	MICROFILM SUPPLIES	5030								
	SUBSCRIPTIONS,MAGS,MAP	5050								
	BOOKS	5070								
	COMPUTER SUPPLIES	5080								
147	OFFICE SUPPLIES		4339	202	2058	2078	91.6	47.4	2,093-	48.2-
	OPERATING SUPPLIES									
	CLEANING/JANITORIAL SP	5100								
63	FOOD	5115	600		459	141	91.6	76.5	99-	16.5-
81	GAS AND OIL	5250	1500		579	921	91.6	38.6	868-	57.8-
	MINOR EQUIPMENT	5460								
	OTHER OPERATING MATL/S	5590	400		65	335	91.6	16.2	329-	82.2-
	OTHER OPER.MATL-BROWNS	5591								
144	OPERATING SUPPLIES		2500		1103	1397	91.6	44.1	1,296-	51.8-
	REPAIR & MAINTENANCE SP									
	BUILDING MATERIALS & S	5600								
	MTR VEHICLE REP. PTS/S	5700	1000		455	545	91.6	45.5	503-	50.3-
	MINOR COMPUTER EQUIP.	5800								
	OTHER REPAIR/MAINT. SP	5990								
3391	DISASTER REPAIR SUPPLI	5995	25000	53,349	22042	50391-	91.6	88.1	954-	3.8-

3391	REPAIR & MAINTENANCE		26000	53,349	22497	49846-	91.6	86.5	1,457-	5.6-
3682	SUPPLIES AND EXPENSES		32839	53,551	25659	46371-	91.6	78.1	4,847-	14.7-
	PROFESSIONAL SERVICES									
	CONSULTANT SERV-BROWNS	6020								
	DATA PROCESSING	6035	37250		37250		91.6	100.0	3,386	9.0
	MICROFILM PROCESSING	6037								
	OTHER PROFESSIONAL SER	6049	14880		189	14691	91.6	1.2	14,673-	98.6-
	PROFESSIONAL SERVICE		52130		37439	14691	91.6	71.8	11,288-	21.6-
	COMMUNICATIONS									
120	TELEPHONE AND TELEGRAP	6060	1120		1093	27	91.6	97.5	72	6.4
	POSTAGE	6070								
120	COMMUNICATIONS		1120		1093	27	91.6	97.5	72	6.4
	TRANSPORTATION									
343	TRAVEL EXPENSE	6110	3500		1722	1778	91.6	49.2	1,622-	46.3-
	TRVL EXP-BROWNSFIELD P	6116								
	FREIGHT	6120								
	MESSENGER/EXPRESS SERV	6130								
343	TRANSPORTATION		3500		1722	1778	91.6	49.2	1,622-	46.3-
	ADVERTISING									
	ADVERTISING	6150	1300		110	1190	91.6	8.4	1,180-	90.7-
	ADVERTISING		1300		110	1190	91.6	8.4	1,180-	90.7-
	PRINTING AND BINDING									
	PRINTING	6200								
	BINDING	6205								
	PRINTING AND BINDING									
	INSURANCE									
	SURETY AND FORGERY BON	6270								
	INSURANCE									
	REPR/MAINT-OUTSIDE LABO									
	BUILDING R&M	6350								
17860	DISASTER REPAIRS	6351	420014	17,851	193188	208974	91.6	45.9	209,264-	49.8-
	OFFICE EQUIPMENT R&M	6365								
	MOTOR VEHICLE EQ. R&M	6384	700		225	475	91.6	32.1	454-	64.8-
	OTHER REPAIRS AND MAIN	6399								
17860	REPR/MAINT-OUTSIDE L		420714	17,851	193413	209449	91.6	45.9	209,718-	49.8-
	RENTALS									
	OFFICE EQUIPMENT RENT	6410								
	OTHER RENT	6449								
	RENTALS									
	OTHER SERVICES & CHARGE									
	EXHIBITIONS & PROMOTIO	6500								

	DISABILITY AWARENESS	6500 03	750		491-	1241	91.6	65.4	214-	28.5-
	EXHIBITIONS & PROMO		750		491-	1241	91.6	65.4	214-	28.5-
	DUES AND MEMBERSHIPS	6840	350			350	91.6		350-	100.0-
	REGISTRATION FEE/TUITI	6845	650		513	137	91.6	78.9	90-	13.8-
	SERVICES NOT SPECIFIED	6999								
	OTHER SERVICES & CHA		1750		22	1728	91.6	1.2	1,726-	98.6-
18323	OTHER SERVICES & CHAR		480514	17,851	233800	228863	91.6	48.6	225,460-	46.9-
	ENVIRON PROJ-BROWNSFI	7296 04								
	MACHINERY AND EQUIPMENT									
	OFFICE FURN/EQUIP.	7325								
	DATA PROCESSING EQUIP.	7327								
	OTHER EQUIPMENT	7399								
	MACHINERY AND EQUIPM									
	CAPITAL OUTLAY									
40195	EXPENDITURES		768393	71,402	462208	234782	91.6	60.1	264,166-	34.3-

001100 - GENERAL FUND-POLICE/PUB.SFTY

CITY OF HATTIESBURG
EXPENDITURE REPORT
ALL FUNDS
11 Months Ending 08/31/17

THIS MONTH ACTUAL		OBJ/SUB	ANNUAL BUDGET	OPEN PO & CONTRACTS	YTD ACTUAL	REMAINING BALANCE	PERCENT PLAN	PERCENT ACTUAL	....PROJECTED.... OVER/UNDER	%
	SALARIES									
421436	REGULAR WAGES	4000	6856029		4942268	1913761	91.6	72.0	1,464,463-	21.3-
	DISASTER RECOVERY WAGE	4010			142848	142848-			155,834	
67478	OVERTIME	4300	700000		862774	162774-	91.6	123.2	241,208	34.4
	DISASTER RECOVERY OVER	4310			108850	108850-			118,746	
488914	SALARIES		7556029		6056740	1499289	91.6	80.1	948,676-	12.5-
	EMPLOYEE BENEFITS									
78239	STATE RETIREMENT	4600	1205824		945977	259847	91.6	78.4	173,849-	14.4-
36754	F.I.C.A. TAXES	4700	586453		448823	137630	91.6	76.5	96,827-	16.5-
171900	HOSPITALIZATION INS.	4800	1151500		1074716	76784	91.6	93.3	20,918	1.8
	UNEMPLOYMENT BENEFITS	4900	8000		718	7282	91.6	8.9	7,216-	90.2-
2-	WORKMAN'S COMPENSATION	4910	329499		329497	2	91.6	99.9	29,952	9.0
286891	EMPLOYEE BENEFITS		3281276		2799731	481545	91.6	85.3	227,024-	6.9-
775805	PERSONAL SERVICES		10837305		8856471	1980834	91.6	81.7	1,175,700-	10.8-
	OFFICE SUPPLIES									
	PAPER	5003	2900	350	1935	615	91.6	66.7	789-	27.2-
	PRINTED FORMS	5005								
39	OTHER EXPENDABLE OFF.S	5010	8020	840	6762	419	91.6	84.3	643-	8.0-
105-	EXPENDABLE OFF.SPL-LIF	5012	1500		1284	216	91.6	85.6	99-	6.6-
1900	MINOR OFFICE EQUIP/FUR	5020	5300		5150	150	91.6	97.1	318	6.0
	MICROFILM SUPPLIES	5030								
206	PHOTO SUPPLIES	5040	400		212	188	91.6	53.0	168-	42.0-
1200	SUBSCRIPTIONS,MAGS,MAP	5050	5300		5260	40	91.6	99.2	438	8.2
	BOOKS	5070	200		30	170	91.6	15.0	167-	83.5-
	COMPUTER SUPPLIES	5080	7000		6861	139	91.6	98.0	484	6.9
	COMPUTR SUP-LLEBG '01	5081								
	COMPUTR SUP-COPS MORE'	5082								
3240	OFFICE SUPPLIES		30620	1,190	27493	1937	91.6	89.7	627-	2.0-
	OPERATING SUPPLIES									
	CLEANING/JANITORIAL SP	5100	8000		7176	824	91.6	89.7	171-	2.1-
	HOUSEHOLD SUPPLIES	5110								
302	FOOD	5115	2500		1672	828	91.6	66.8	676-	27.0-
	MEDICAL SUPPLIES	5120								
	CHEMICALS	5130								
514	FEED FOR ANIMALS	5150	3600		2537	1063	91.6	70.4	832-	23.1-
20600	GAS AND OIL	5250	245450		219425	26025	91.6	89.3	6,077-	2.4-
	LUBRICANTS	5255								
210	DIESEL FUEL	5257	2900		2107	793	91.6	72.6	602-	20.7-
	OTHER FUEL	5260								

290	UNIFORMS, BADGES, ETC.	5350	61672	2,629	58754	289	91.6	95.2	2,423	3.9
1495	WEARING APPAREL	5355	23509	2,714	18430	2364	91.6	78.3	3,403-	14.4-
	ASPHALT & ASPHALT PROD	5400								
	CONCRETE, CEMENT, ETC.	5405								
	HORT./LANDSCAPING SPLY	5440								
	HAND TOOLS	5450	495			495-	91.6		495-	100.0-
9401	MINOR EQUIPMENT	5460	40100	2,090	32381	5629	91.6	80.7	4,775-	11.9-
	MINOR EQUIP-BYRNE '15	5461	17438		17438		91.6	100.0	1,585	9.0
	MINOR EQUIP-BYRNE '16	5463	11822	11,822			91.6		11,822-	100.0-
	MINOR EQ-LLEBG/BYRNE'0	5464								
788	OTHER OPERATING MATL/S	5590	61161	693	60322	146	91.6	98.6	4,644	7.5
	OTHER OPER.MATL-METH.G	5591								
	OTHER OPER.MATLS-PRO S	5592								
	OTHER OPER.-ALCOHOL CN	5593								
	OTHER OPER-VICTIM ADVO	5594	1000	399	145	457	91.6	14.5	841-	84.1-
	OTHER OPER-LAW ENF.LIA	5596								
---			---	---	---	---	---	---	---	---
33601	OPERATING SUPPLIES		478657	20,347	420386	37924	91.6	87.8	20,054-	4.1-
	REPAIR & MAINTENANCE SP									
	BUILDING MATERIALS & S	5600	997	42	123	832	91.6	12.3	862-	86.4-
207	ELECTRICAL SUPPLIES	5605	1000		458	542	91.6	45.8	500-	50.0-
	PLUMBING SUPPLIES	5610								
	PAINT AND PAINTING SPL	5650								
11877	MTR VEHICLE REP. PTS/S	5700	120140	255	114497	5388	91.6	95.3	4,765	3.9
	COMMUNICATION REPAIR P	5750	2470		1815	655	91.6	73.4	490-	19.8-
	AGRICLTRL REPAIR PTS/S	5755								
	EXPENDABLE WELDING SPL	5770								
	MINOR COMPUTER EQUIP.	5800								
	OTHER REPAIR/MAINT. SP	5990	10309	194	9952	163	91.6	96.5	547	5.3
	REPR SPLY-8/29/05 STOR	5995	625		625		91.6	100.0	56	8.9
---			---	---	---	---	---	---	---	---
12083	REPAIR & MAINTENANCE		135541	491	127471	7579	91.6	94.0	3,518	2.5
---			---	---	---	---	---	---	---	---
48925	SUPPLIES AND EXPENSES		644818	22,028	575351	47440	91.6	89.2	17,162-	2.6-
	PROFESSIONAL SERVICES									
	LEGAL	6025								
825	MEDICAL	6027	7400		7345	55	91.6	99.2	612	8.2
	VETERINARIAN	6030	2100		1370	730	91.6	65.2	606-	28.8-
	ENTERTAINMENT	6033								
	DATA PROCESSING	6035								
	MICROFILM PROCESSING	6037								
	METRO CRIME STOPPERS	6039								
	OTHER PROF.-ALCOHOL CN	6047								
	OTHER PROF.-VICTIM'S A	6048								
2328	OTHER PROFESSIONAL SER	6049	54400		47119	7281	91.6	86.6	2,998-	5.5-
	POL.LATERAL TRNG FEE	6049 26								
---			---	---	---	---	---	---	---	---
3153	PROFESSIONAL SERVICE		63900		55834	8066	91.6	87.3	2,990-	4.6-
	COMMUNICATIONS									
5852	TELEPHONE AND TELEGRAP	6060	62600		53857	8743	91.6	86.0	3,846-	6.1-
	TELEPHONE-GRANT	6060 GRANT								

	TELEPHONE RENT	6065	6000		2655	3345	91.6	44.2	3,103-	51.7-
	NETWORK WIRELESS	6069	5300		4416	884	91.6	83.3	482-	9.0-
	POSTAGE	6070	100		90	10	91.6	90.0	1-	1.0-
	OTHER COMMUNICATION EX	6099								
5852	COMMUNICATIONS		74000		61017	12983	91.6	82.4	7,436-	10.0-
	TRANSPORTATION									
1846	TRAVEL EXPENSE	6110	12100	927	9670	1502	91.6	79.9	1,550-	12.8-
	TRVL EXP-TRAFFIC GRANT	6111								
112-	TRVL EXP-VICTIM'S ADV	6112			112-	112			122	
	TRVL EXP-TERRORISM PRE	6113								
	TRAVEL EXP-PROJ SAFE N	6114								
	TRVL/TRNG-COP'S METH G	6116								
	TRVL EXP-LAW ENF LIAIS	6118								
	TRVL EXP-ALCOHOL GRANT	6119	874			874	91.6		874-	100.0-
	FREIGHT	6120	1749	25	1720	4	91.6	98.3	127	7.2
123	MESSENGER/EXPRESS SERV	6130	1060	81	647	332	91.6	61.0	354-	33.3-
1857	TRANSPORTATION		15783	1,033	11926	2825	91.6	75.5	2,772-	17.5-
	ADVERTISING									
	ADVERTISING	6150	2500		1250	1250	91.6	50.0	1,136-	45.4-
	ADVERTISING		2500		1250	1250	91.6	50.0	1,136-	45.4-
	PRINTING AND BINDING									
	PRINTING	6200	700		327	373	91.6	46.7	343-	49.0-
	BINDING	6205								
	FILM PROCESSING	6240								
	PRINTING AND BINDING		700		327	373	91.6	46.7	343-	49.0-
	INSURANCE									
	FIRE & EXTENDED COVERA	6250								
	PUBLIC LIAB/PROPERTY D	6255								
	BOILER MACHINERY	6260								
	AUTOMOBILE INSURANCE	6265	18700		18659	41	91.6	99.7	1,655	8.8
	SURETY AND FORGERY BON	6270	300		200	100	91.6	66.6	81-	27.0-
	OTHER INSURANCE	6299								
	INSURANCE		19000		18859	141	91.6	99.2	1,574	8.2
	UTILITIES									
165	GAS	6300	6000		5297	703	91.6	88.2	222-	3.7-
10763	ELECTRICITY	6305	104517		86304	18213	91.6	82.5	10,367-	9.9-
10928	UTILITIES		110517		91600	18917	91.6	82.8	10,589-	9.5-
	REPR/MAINT-OUTSIDE LABO									
	BUILDING R&M	6350								
	8/29/05 STORM REPAIRS	6353								
	ELECTRICAL R&M	6355								
	PLUMBING EQUIPMENT R&M	6357								
	OFFICE EQUIPMENT R&M	6365	31500		29490	2010	91.6	93.6	670	2.1
	OFF.EQ.R&M-COPS MORE	6366								
	HOUSEHOLD EQUIPMENT R&	6370								
	FIXED EQUIPMENT R&M	6380	10000		7830	2170	91.6	78.3	1,458-	14.5-

	MINOR EQUIPMENT R&M	6382								
1336	MOTOR VEHICLE EQ. R&M	6384	74700	2,380	60214	12106	91.6	80.6	9,012-	12.0-
	AGRICULTURAL EQ. R&M	6387								
	COMMUNICATION EQ. R&M	6390								
	CLEANING AND PAINTING	6392								
	DISINFECT./EXTERMINATI	6394	2000		1041	959	91.6	52.0	864-	43.2-
	SIGN PAINTING	6396								
165	TOW IN CHARGES	6398	6200		3940	2260	91.6	63.5	1,901-	30.6-
	OTHER REPAIRS AND MAIN	6399								
---			---	---	---	---	---	---	---	---
1501	REPR/MAINT-OUTSIDE L		124400	2,380	102514	19506	91.6	82.4	12,566-	10.1-
	RENTALS									
745	OFFICE EQUIPMENT RENT	6410	8800		7919	881	91.6	89.9	161-	1.8-
	MOTORCYCLE RENT	6417	49820		37260	12560	91.6	74.7	9,172-	18.4-
	CYLINDER RENT	6425	800			800	91.6		800-	100.0-
	UNIFORM RENT	6430								
	MOP-MAT-RAG RENT	6435								
	OTHER RENT	6449								
---			---	---	---	---	---	---	---	---
745	RENTALS		59420		45179	14241	91.6	76.0	10,133-	17.0-
	OTHER SERVICES & CHARGE									
	EXHIBITIONS & PROMOTIO	6500								
	SETTLEMT OF DAMAGE CLA	6700								
	COURT COSTS	6710								
	JAIL EXPENSE	6815								
	EVIDENCE BUY MONEY	6817								
	THEFT LOSS	6818								
	CASH OVERAGE/SHORTAGE	6819								
	BANK SERV/TRF FEE	6832								
	REFUNDS	6835								
	POLICE FINE REFUNDS	6835 PF								
---			---	---	---	---	---	---	---	---
	REFUNDS									
255	NSF CHECKS	6836	2000		1435	565	91.6	71.7	434-	21.7-
450	DUES AND MEMBERSHIPS	6840	3500		2263	1237	91.6	64.6	1,031-	29.4-
1485	REGISTRATION FEE/TUITI	6845	8670	825	5238	2607	91.6	60.4	2,955-	34.0-
	LAUNDRY	6850								
	SERVICES NOT SPECIFIED	6999								
---			---	---	---	---	---	---	---	---
2190	OTHER SERVICES & CHA		14170	825	8935	4410	91.6	63.0	4,422-	31.2-
---			---	---	---	---	---	---	---	---
26226	OTHER SERVICES & CHAR		484390	4,238	397441	82711	91.6	82.0	50,818-	10.4-
	BUILDING/BLD IMPROVEMEN									
	BUILDINGS	7100								
	POLICE SERV CTR BLDG	7100 22								
---			---	---	---	---	---	---	---	---
	BUILDINGS									
	BUILDING IMPROVEMENTS	7150								
	POLICE COMPLEX	7150 07								
	DEPOT SUBSTATION	7150 37								
	MOBILE ST SUBSTATION	7150 39								

	PALMERS CROSSING SUBS 7150 40									
	BUILDING IMPROVEMEN									
	BUILDING/BLD IMPROVE									
	IMPROVEMENT OTHER THAN									
	PARKING LOT/DRIVEWAY 7227									
	LANDSCAPING 7250									
	OTHER IMPROVEMENTS 7295									
	IMPROVEMENT OTHER TH									
	MACHINERY AND EQUIPMENT									
	8/29/05 STORM EQUIP 7302									
	EQUIP-METH GRANT 7303									
	EQUIP-DOMESTIC PREP 7312									
	EQUIP-HOMELAND SECURIT 7313	39998		39998		91.6	100.0	3,636	9.0
	EQUIP-TERRORISM PREVEN 7314								
	EQUIP-TERRORISM '05 7316								
	EQ-DOMESTIC PREP'05 7318								
	EQUIP-PROJ SAFE NEIGHB 7319								
	HOUSEHOLD FURN/EQUIP. 7320								
	EQUIP-BYRNE '15 7323								
	EQUIP-BYRNE '16 7324								
2162	OFFICE FURN/EQUIP. 7325	79252	960	70210	8082	91.6	88.5	2,659-	3.3-
	COPS TECH GRANT EQUIP 7326								
	DATA PROCESSING EQUIP. 7327	142985		137606	5380	91.6	96.2	7,130	4.9
	FEMA-EMER.WARNING SIRE 7330								
	EQUIP-JUSTICE ASSIST G 7331								
	COMMUNICATION EQUIPMEN 7355								
	TRAFFIC CONTROL EQUIP. 7360								
	EQUIP-BYRNE '09 7375								
	OTHER EQUIP-STOP VIOL 7397								
	OTHER EQUIP-ALCOHOL GR 7398								
4500	OTHER EQUIPMENT 7399	399409	52,101	285431	61877	91.6	71.4	88,029-	22.0-
6662	MACHINERY AND EQUIPM	661644	53,061	533245	75338	91.6	80.5	79,922-	12.0-
	VEHICLES								
	AUTOMOBILES 7400	575000	248,410		326590	91.6		575,000-	100.0-
	AUTOMOBILES-METH GRANT 7401								
	AUTOMOBILES-BYRNE GRAN 7402								
	MOTORCYCLES 7405								
	PICK UP TRUCKS 7420								
	VEHICLES	575000	248,410		326590	91.6		575,000-	100.0-
	OTHER								
	ZOOLOGICAL ANIMALS 7505								
	OTHER								
6662	CAPITAL OUTLAY	1236644	301,471	533245	401928	91.6	43.1	654,922-	52.9-
857618	EXPENDITURES	13203157	327,737	10362508	2512914	91.6	78.4	1,898,602-	14.3-

001131 - GENERAL FUND-JOINT P&F TRNG.

CITY OF HATTIESBURG
EXPENDITURE REPORT
ALL FUNDS
11 Months Ending 08/31/17

THIS MONTH ACTUAL		OBJ/SUB	ANNUAL BUDGET	OPEN PO & CONTRACTS	YTD ACTUAL	REMAINING BALANCE	PERCENT PLAN	PERCENT ACTUAL	....PROJECTED.... OVER/UNDER	%
	SALARIES									
1776	REGULAR WAGES	4000	23080		20418	2662	91.6	88.4	805-	3.4-
	DISASTER RECOVERY WAGE	4010								
12	OVERTIME	4300	925		226	699	91.6	24.4	679-	73.4-
	DISASTER RECOVERY OVER	4310								
1789	SALARIES		24005		20644	3361	91.6	85.9	1,484-	6.1-
	EMPLOYEE BENEFITS									
282	STATE RETIREMENT	4600	3793		3251	542	91.6	85.7	247-	6.5-
115	F.I.C.A. TAXES	4700	1842		1336	506	91.6	72.5	384-	20.8-
500	HOSPITALIZATION INS.	4800	6600		6000	600	91.6	90.9	54-	.8-
	UNEMPLOYMENT BENEFITS	4900	500			500	91.6		500-	100.0-
	WORKMAN'S COMPENSATION	4910	157		157		91.6	100.0	14	8.9
896	EMPLOYEE BENEFITS		12892		10744	2148	91.6	83.3	1,171-	9.0-
2685	PERSONAL SERVICES		36897		31388	5509	91.6	85.0	2,655-	7.1-
	OFFICE SUPPLIES									
28-	PAPER	5003	650	312	299	38	91.6	46.0	323-	49.6-
	PRINTED FORMS	5005	69		69	1	91.6	100.0	6	8.6
178	OTHER EXPENDABLE OFF.S	5010	2711	497	1938	275	91.6	71.4	596-	21.9-
	SPLY-RRT COORDINATOR	5013								
2241	MINOR OFFICE EQUIP/FUR	5020	5650	150	5488	12	91.6	97.1	336	5.9
	CASSETTES, TAPES	5035								
	PHOTO SUPPLIES	5040	825		825		91.6	100.0	75	9.0
	SUBSCRIPTIONS,MAGS,MAP	5050								
	BOOKS-POLICE	5070	1850		306	1544	91.6	16.5	1,516-	81.9-
	BOOKS-FIRE	5071	1850		53	1797	91.6	2.8	1,792-	96.8-
1285	COMPUTER SUPPLIES	5080	2100		2010	90	91.6	95.7	92	4.3
3675	OFFICE SUPPLIES		15705	959	10989	3757	91.6	69.9	3,717-	23.6-
	OPERATING SUPPLIES									
256	CLEANING/JANITORIAL SP	5100	3000	456	1799	745	91.6	59.9	1,038-	34.6-
	HOUSEHOLD SUPPLIES	5110	150		55	95	91.6	36.6	90-	60.0-
39	FOOD	5115	1700	100	1008	592	91.6	59.2	600-	35.2-
	MEDICAL SUPPLIES	5120	500		494	6	91.6	98.8	38	7.6
3	GAS AND OIL	5250	50		17	33	91.6	34.0	32-	64.0-
	WEARING APPAREL-POLICE	5355	2500	126	898	1476	91.6	35.9	1,520-	60.8-
470	WEARING APPAREL-FIRE	5356	2220	302	1011	907	91.6	45.5	1,117-	50.3-
	ASPHALT & ASPHALT PROD	5400								
	CONCRETE, CEMENT, ETC.	5405	2000			2000	91.6		2,000-	100.0-
	BRICK,STONE,MORTAR,ETC	5410								
	SAND,CLAY,GRVL,FILL DI	5415								

	HORT./LANDSCAPING SPLY	5440		500		9-	509	91.6	1.8	490-	98.0-
920	HAND TOOLS	5450		1500		920	580	91.6	61.3	496-	33.0-
	MINOR EQUIPMENT-POLICE	5460		15007	87	14112	808	91.6	94.0	387	2.5
179	MINOR EQUIPMENT-FIRE	5462		10000	3,040	466	6494	91.6	4.6	9,491-	94.9-
1977	MINOR EQUIP-REGIONAL R	5463		7500	1,056	1977	4467	91.6	26.3	5,343-	71.2-
2956	SWIFT WATER RESCUE SUP	5465		7500	4,163	2956	382	91.6	39.4	4,275-	57.0-
	HAZ.MAT SUPPLIES	5466		5000	2,248	1882	870	91.6	37.6	2,946-	58.9-
	P&F CLASSES-(FEE) SUPP	5469									
3352	OTHER OPER.MATL-POLICE	5590		14500		13779	721	91.6	95.0	531	3.6
239	OTHER OPER.MATL-FIRE	5591		12500	9,755	669	2076	91.6	5.3	11,770-	94.1-
10389	OPERATING SUPPLIES			86127	21,333	42034	22760	91.6	48.8	40,271-	46.7-
	REPAIR & MAINTENANCE SP										
	BUILDING MATERIALS & S	5600		6000	243	1059	4698	91.6	17.6	4,844-	80.7-
21	ELECTRICAL SUPPLIES	5605		1450		21	1429	91.6	1.4	1,427-	98.4-
	PLUMBING SUPPLIES	5610		1000		206	794	91.6	20.6	775-	77.5-
	PAINT AND PAINTING SPL	5650		750		17	733	91.6	2.2	732-	97.6-
	MTR VEHICLE REP. PTS/S	5700		1200	563		637	91.6		1,200-	100.0-
187	OTHER REPAIR/MAINT. SP	5990		2500	623	764	1113	91.6	30.5	1,666-	66.6-
208	REPAIR & MAINTENANCE			12900	1,429	2067	9403	91.6	16.0	10,645-	82.5-
14273	SUPPLIES AND EXPENSES			114732	23,721	55090	35920	91.6	48.0	54,633-	47.6-
	PROFESSIONAL SERVICES										
	MEDICAL	6027									
	P&F CLASSES-(FEE) SERV	6045									
1315	OTHER PROFESSIONAL SER	6049		5050		4839	211	91.6	95.8	228	4.5
	RRT PLANNING-HOMELAND	6049	21								
	RRT TRAINING-HOMELAND	6049	22								
	H'BURG HIGH-HOMELAND	6049	23								
	MGMT/ADMIN-HOMELAND S	6049	24								
	OTHER-CITY HOMELAND S	6049	25								
	ASSIST TO FIREFIGHTER	6049	27	15225			15225	91.6		15,225-	100.0-
	OTHER	6049	99								
1315	OTHER PROFESSIONAL			20275		4839	15436	91.6	23.8	14,996-	73.9-
1315	PROFESSIONAL SERVICE			20275		4839	15436	91.6	23.8	14,996-	73.9-
	COMMUNICATIONS										
	TELEPHONE AND TELEGRAP	6060		750		540	210	91.6	72.0	160-	21.3-
	TELEPHONE-RRT COORDINA	6060	GRANT								
	POSTAGE	6070		30		29	1	91.6	96.6	1	3.3
	COMMUNICATIONS			780		569	211	91.6	72.9	159-	20.3-
	TRANSPORTATION										
2150	TRVL EXP-POLICE	6110		6011	10	4613	1387	91.6	76.7	978-	16.2-
416	TRVL EXP-FIRE	6111		6550		3060	3490	91.6	46.7	3,211-	49.0-
	TRVL EXP-RRT COORDINAT	6112									
	TRVL EXP-RESPONSE TEAM	6116									
412	FREIGHT	6120		1070	203	825	42	91.6	77.1	170-	15.8-

2978	TRANSPORTATION		13631	213	8498	4920	91.6	62.3	4,361-	31.9-
	ADVERTISING									
	ADVERTISING	6150	2500			2500	91.6		2,500-	100.0-
	ADVERTISING		2500			2500	91.6		2,500-	100.0-
	PRINTING AND BINDING									
	PRINTING	6200								
	FILM PROCESSING	6240								
	PRINTING AND BINDING									
	INSURANCE									
	BOILER MACHINERY	6260								
	SURETY AND FORGERY BON	6270								
	OTHER INSURANCE	6299								
	INSURANCE									
	UTILITIES									
86	GAS	6300	3000		2054	946	91.6	68.4	759-	25.3-
1429	ELECTRICITY	6305	18000		13195	4805	91.6	73.3	3,606-	20.0-
	WATER	6315								
1515	UTILITIES		21000		15249	5751	91.6	72.6	4,364-	20.7-
	REPR/MAINT-OUTSIDE LABO									
	BUILDING R&M	6350	6900		120	6780	91.6	1.7	6,769-	98.1-
	DISASTER REPAIRS	6351	45		45		91.6	100.0	4	8.8
	OFFICE EQUIPMENT R&M	6365								
	MINOR EQUIPMENT R&M	6382	150			150	91.6		150-	100.0-
	MOTOR VEHICLE EQ. R&M	6384	500	388		113	91.6		500-	100.0-
	CLEANING AND PAINTING	6392	500			500	91.6		500-	100.0-
	DISINFECT./EXTERMINATI	6394	1300		902	398	91.6	69.3	316-	24.3-
	OTHER REPAIRS AND MAIN	6399	1500	140	49	1311	91.6	3.2	1,446-	96.4-
	REPR/MAINT-OUTSIDE L		10895	528	1116	9251	91.6	10.2	9,677-	88.8-
	RENTALS									
374	OTHER RENT	6449	2750		1400	1350	91.6	50.9	1,222-	44.4-
374	RENTALS		2750		1400	1350	91.6	50.9	1,222-	44.4-
	OTHER SERVICES & CHARGE									
	PETTY CASH LOSS/STORM	6818								
	DUES AND MEMBERSHIPS	6840	250		180	70	91.6	72.0	53-	21.2-
2880	REGISTRATN FEE-POLICE	6845	7000	750	6099	151	91.6	87.1	346-	4.9-
650	REGISTRATN FEE-FIRE	6846	15000		7853	7147	91.6	52.3	6,433-	42.8-
	SERVICES NOT SPECIFIED	6999								
3530	OTHER SERVICES & CHA		22250	750	14132	7368	91.6	63.5	6,833-	30.7-
9712	OTHER SERVICES & CHAR		94081	1,491	45804	46786	91.6	48.6	44,113-	46.8-
	BUILDING/BLD IMPROVEMEN									
	BUILDING IMPROVEMENTS	7150								
	P&F TRAINING BLDG	7150 34								

	BUILDING IMPROVEMEN									
	BUILDING/BLD IMPROVE									
	IMPROVEMENT OTHER THAN									
	PARKING LOT/DRIVEWAY	7227								
	IMPROVEMENT OTHER TH									
	MACHINERY AND EQUIPMENT									
	EQUIP-RESPONSE TEAM'07	7311								
	EQUIP-RESPONSE TEAM'04	7314								
	EQUIP-CITY HOMELAND SE	7316								
	OFFICE FURN/EQUIP.	7325								
	COMMUNICATION EQUIPMEN	7355								
	TRAFFIC CONTROL EQUIP.	7360								
	OTHER EQUIP-HAZ.MAT	7398								
	OTHER EQUIPMENT	7399								
	MACHINERY AND EQUIPM									
	VEHICLES									
	AUTOMOBILES	7400	33000	29,645		3355	91.6		33,000-	100.0-
	BUSES	7410								
	VEHICLES		33000	29,645		3355	91.6		33,000-	100.0-
	CAPITAL OUTLAY		33000	29,645		3355	91.6		33,000-	100.0-
26670	EXPENDITURES		278710	54,857	132282	91570	91.6	47.4	134,402-	48.2-

001160 - GENERAL FUND-FIRE DIVISION

CITY OF HATTIESBURG
EXPENDITURE REPORT
ALL FUNDS
11 Months Ending 08/31/17

THIS MONTH ACTUAL		OBJ/SUB	ANNUAL BUDGET	OPEN PO & CONTRACTS	YTD ACTUAL	REMAINING BALANCE	PERCENT PLAN	PERCENT ACTUAL	....PROJECTED.... OVER/UNDER	%
	SALARIES									
333059	REGULAR WAGES	4000	4675107		3784292	890815	91.6	80.9	546,789-	11.6-
	DISASTER RECOVERY WAGE	4010			20443	20443-			22,302	
50674	OVERTIME	4300	600000		758215	158215-	91.6	126.3	227,143	37.8
	DISASTER RECOVERY OVER	4310			2335	2335-			2,547	
383733	SALARIES		5275107		4565285	709822	91.6	86.5	294,796-	5.5-
	EMPLOYEE BENEFITS									
59771	STATE RETIREMENT	4600	807204		711410	95794	91.6	88.1	31,120-	3.8-
27476	F.I.C.A. TAXES	4700	392070		328938	63132	91.6	83.8	33,228-	8.4-
81718	HOSPITALIZATION INS.	4800	811800		737918	73883	91.6	90.8	6,798-	.8-
	UNEMPLOYMENT BENEFITS	4900	6000		5	5995	91.6		5,994-	99.9-
	WORKMAN'S COMPENSATION	4910	418218		418217	1	91.6	99.9	38,018	9.0
168964	EMPLOYEE BENEFITS		2435292		2196488	238804	91.6	90.1	39,123-	1.6-
552697	PERSONAL SERVICES		7710399		6761773	948626	91.6	87.6	333,919-	4.3-
	OFFICE SUPPLIES									
35	PAPER	5003	550		540	10	91.6	98.1	39	7.0
	PRINTED FORMS	5005	400		395	5	91.6	98.7	30	7.5
144	OTHER EXPENDABLE OFF.S	5010	6000		3502	2498	91.6	58.3	2,179-	36.3-
155	MINOR OFFICE EQUIP/FUR	5020	2264	84	1809	371	91.6	79.9	290-	12.8-
	CASSETTES, TAPES	5035								
	PHOTO SUPPLIES	5040								
	SUBSCRIPTIONS,MAGS,MAP	5050								
	BOOKS	5070	500		141	359	91.6	28.2	346-	69.2-
372	COMPUTER SUPPLIES	5080	1500		1337	163	91.6	89.1	42-	2.8-
707	OFFICE SUPPLIES		11214	84	7725	3405	91.6	68.8	2,786-	24.8-
	OPERATING SUPPLIES									
1764	CLEANING/JANITORIAL SP	5100	12000		10986	1014	91.6	91.5	15-	.1-
2341	HOUSEHOLD SUPPLIES	5110	7000		4710	2290	91.6	67.2	1,861-	26.5-
	FOOD	5115	350		168	182	91.6	48.0	166-	47.4-
79	MEDICAL SUPPLIES	5120	2900		2508	392	91.6	86.4	164-	5.6-
	LABORATORY SUPPLIES	5125								
	CHEMICALS	5130								
1403	GAS AND OIL	5250	15778		10716	5062	91.6	67.9	4,087-	25.9-
	LUBRICANTS	5255	3800		3213	588	91.6	84.5	294-	7.7-
3714	DIESEL FUEL	5257	52000		42246	9754	91.6	81.2	5,914-	11.3-
	OTHER FUEL	5260								
2437	UNIFORMS, BADGES, ETC.	5350	53600	39,293	10663	3643	91.6	19.8	41,967-	78.2-
	WEARING APPAREL	5355	14000	40	12933	1027	91.6	92.3	108	.7
	ASPHALT & ASPHALT PROD	5400								

	CONCRETE, CEMENT, ETC.	5405								
	HORT./LANDSCAPING SPLY	5440	85	83		3	91.6		85-	100.0-
39	HAND TOOLS	5450	2000		1674	326	91.6	83.7	173-	8.6-
76	MINOR EQUIPMENT	5460	9723	264	9079	381	91.6	93.3	181	1.8
5000-	MINOR FIRE FIGHTING EQ	5462	8400		1746	6654	91.6	20.7	6,495-	77.3-
	SWIFT WATER RESCUE SUP	5465	800			800	91.6		800-	100.0-
	FIRE HOSE	5470								
	RECREATIONAL SUPPLIES	5510								
	SFTY/FIRE P/MATL CONTR	5535	4000		3293	707	91.6	82.3	407-	10.1-
	OTHER OPERATING MATL/S	5590	800		424	376	91.6	53.0	338-	42.2-
6854	OPERATING SUPPLIES		187236	39,680	114359	33197	91.6	61.0	62,480-	33.3-
	REPAIR & MAINTENANCE SP									
78	BUILDING MATERIALS & S	5600	7000		6069	931	91.6	86.7	379-	5.4-
79	ELECTRICAL SUPPLIES	5605	2250		2189	61	91.6	97.2	138	6.1
	PLUMBING SUPPLIES	5610	2065		949	1116	91.6	45.9	1,029-	49.8-
	PAINT AND PAINTING SPL	5650	2600		18	2582	91.6	.6	2,580-	99.2-
3081	MTR VEHICLE REP. PTS/S	5700	83274	1,932	74064	7279	91.6	88.9	2,476-	2.9-
81	COMMUNICATION REPAIR P	5750	1000		381	619	91.6	38.1	584-	58.4-
	AGRICLTRL REPAIR PTS/S	5755								
	SCBA REPAIR PTS/SPL	5756	16300		10951	5349	91.6	67.1	4,354-	26.7-
	MINOR COMPUTER EQUIP.	5800								
75	OTHER REPAIR/MAINT. SP	5990	500		244	256	91.6	48.8	233-	46.6-
	REPR SPLY-8/29/05 STOR	5995	8474		8474		91.6	100.0	770	9.0
3394	REPAIR & MAINTENANCE		123463	1,932	103338	18194	91.6	83.6	10,730-	8.6-
10955	SUPPLIES AND EXPENSES		321913	41,696	225421	54796	91.6	70.0	75,999-	23.6-
	PROFESSIONAL SERVICES									
	APPRAISAL	6017								
	MEDICAL	6027	17150		6110	11040	91.6	35.6	10,484-	61.1-
	ENTERTAINMENT	6033								
	OTHER PROFESSIONAL SER	6049	14900	8,250	3075	3575	91.6	20.6	11,546-	77.4-
	PROFESSIONAL SERVICE		32050	8,250	9185	14615	91.6	28.6	22,030-	68.7-
	COMMUNICATIONS									
757	TELEPHONE AND TELEGRAP	6060	11600		7956	3644	91.6	68.5	2,920-	25.1-
	NETWORK	6068								
	NETWORK WIRELESS-GRANT	6069								
	POSTAGE	6070								
757	COMMUNICATIONS		11600		7956	3644	91.6	68.5	2,920-	25.1-
	TRANSPORTATION									
765	TRAVEL EXPENSE	6110	5233		2300	2933	91.6	43.9	2,723-	52.0-
179	FREIGHT	6120	2800	31	2151	618	91.6	76.8	454-	16.2-
	MESSENGER/EXPRESS SERV	6130								
944	TRANSPORTATION		8033	31	4451	3551	91.6	55.4	3,177-	39.5-
	ADVERTISING									
	ADVERTISING	6150	1800		1637	163	91.6	90.9	14-	.7-

	ADVERTISING		1800		1637	163	91.6	90.9	14-	.7-
	PRINTING AND BINDING									
198	PRINTING	6200	2320		1383	937	91.6	59.6	811-	34.9-
	FILM PROCESSING	6240								
198	PRINTING AND BINDING		2320		1383	937	91.6	59.6	811-	34.9-
	INSURANCE									
	PUBLIC LIAB/PROPERTY D	6255								
	BOILER MACHINERY	6260								
	AUTOMOBILE INSURANCE	6265								
	SURETY AND FORGERY BON	6270	125			125	91.6		125-	100.0-
	OTHER INSURANCE	6299								
	INSURANCE		125			125	91.6		125-	100.0-
	UTILITIES									
303	GAS	6300	23975		11230	12745	91.6	46.8	11,724-	48.9-
5574	ELECTRICITY	6305	64000		54466	9534	91.6	85.1	4,582-	7.1-
34	WATER	6315	354		352	2	91.6	99.4	30	8.4
5911	UTILITIES		88329		66048	22281	91.6	74.7	16,276-	18.4-
	REPR/MAINT-OUTSIDE LABO									
645	BUILDING R&M	6350	27338		22283	5055	91.6	81.5	3,029-	11.0-
	DISASTER REPAIRS	6351	6646		9431	2785-	91.6	141.9	3,642	54.7
	8/29/05 STORM REPAIRS	6353	677		677		91.6	100.0	61	9.0
	ELECTRICAL R&M	6355	200			200	91.6		200-	100.0-
	PLUMBING EQUIPMENT R&M	6357	1600		765	835	91.6	47.8	766-	47.8-
	STREETS & STRUCTURES R	6360								
342	OFFICE EQUIPMENT R&M	6365	3270		2908	362	91.6	88.9	97-	2.9-
56-	HOUSEHOLD EQUIPMENT R&	6370	4000		1559	2441	91.6	38.9	2,299-	57.4-
	FIXED EQUIPMENT R&M	6380	6025		5185	840	91.6	86.0	368-	6.1-
	MINOR EQUIPMENT R&M	6382	3000		2425	575	91.6	80.8	354-	11.8-
175	MOTOR VEHICLE EQ. R&M	6384	63768	5,946	28059	29762	91.6	44.0	33,158-	51.9-
	AGRICULTURAL EQ. R&M	6387	500		122	378	91.6	24.4	366-	73.2-
	SCBA EQUIP. R&M	6389	9350		3738	5613	91.6	39.9	5,272-	56.3-
150	COMMUNICATION EQ. R&M	6390	4000		836	3164	91.6	20.9	3,088-	77.2-
48	DISINFECT./EXTERMINATI	6394	2000		1860	140	91.6	93.0	29	1.4
	SIGN PAINTING	6396								
350	TOW IN CHARGES	6398	2200		1850	350	91.6	84.0	181-	8.2-
	OTHER REPAIRS AND MAIN	6399	4350		4317	33	91.6	99.2	360	8.2
1654	REPR/MAINT-OUTSIDE L		138924	5,946	86015	46963	91.6	61.9	45,090-	32.4-
	RENTALS									
	OFFICE EQUIPMENT RENT	6410								
	MACHINERY RENT	6420	100			100	91.6		100-	100.0-
252	CYLINDER RENT	6425	4900		3802	1098	91.6	77.5	752-	15.3-
	UNIFORM RENT	6430								
	MOP-MAT-RAG RENT	6435								
	OTHER RENT	6449	600		600		91.6	100.0	54	9.0
252	RENTALS		5600		4402	1198	91.6	78.6	797-	14.2-
	OTHER SERVICES & CHARGE									
	DUES AND MEMBERSHIPS	6840	1300		973	327	91.6	74.8	238-	18.3-

	REGISTRATION FEE/TUITI	6845	1300		955	345	91.6	73.4	258-	19.8-
	LAUNDRY	6850	100			100	91.6		100-	100.0-
	SERVICES NOT SPECIFIED	6999	750		250	500	91.6	33.3	477-	63.6-
	OTHER SERVICES & CHA		3450		2178	1272	91.6	63.1	1,074-	31.1-
9715	OTHER SERVICES & CHAR		292231	14,227	183255	94748	91.6	62.7	92,317-	31.5-
	BUILDING/BLD IMPROVEMEN									
	BUILDINGS	7100								
	FIRE STATION-PW8294	7100 20								
	FIRE STATION-CDBG	7100 21								
	STORAGE BUILDING	7100 23								
	PORTABLE BLDG-FIRE ST	7100 28	31611		31611		91.6	100.0	2,873	9.0
	BUILDINGS		31611		31611		91.6	100.0	2,873	9.0
	BUILDING/BLD IMPROVE		31611		31611		91.6	100.0	2,873	9.0
	IMPROVEMENT OTHER THAN									
	PARKING LOT/DRIVEWAY	7227								
	LANDSCAPING	7250								
	OTHER IMPROVEMENTS	7295								
	IMPROVEMENT OTHER TH									
	MACHINERY AND EQUIPMENT									
	8/29/05 STORM EQUIP	7302								
	LABORATORY	7310								
	FIRE FIGHTING	7315	195492		193602	1890	91.6	99.0	15,710	8.0
	EQUIP-SCBA-'11 AF GRAN	7317								
	HOUSEHOLD FURN/EQUIP.	7320	9000	13,286		4286-	91.6		9,000-	100.0-
	OFFICE FURN/EQUIP.	7325								
	DATA PROCESSING EQUIP.	7327								
	EQ-WIRELESS NETWORK GR	7331								
	AGRICULTURAL EQUIPMENT	7335								
	COMMUNICATION EQUIPMEN	7355								
	TRAFFIC CONTROL EQUIP.	7360								
	HYDRANTS & METERS	7365								
	OTHER EQUIPMENT	7399								
	MACHINERY AND EQUIPM		204492	13,286	193602	2396-	91.6	94.6	6,710	3.2
	VEHICLES									
	AUTOMOBILES	7400								
	PICK UP TRUCKS	7420								
	HEAVY TRUCKS	7430								
	VEHICLES									
	CAPITAL OUTLAY		236103	13,286	225213	2396-	91.6	95.3	9,583	4.0
573367	EXPENDITURES		8560646	69,209	7395662	1095775	91.6	86.3	492,651-	5.7-

001180 - GENERAL FUND-LAND DEVEL.ADM.

CITY OF HATTIESBURG
EXPENDITURE REPORT
ALL FUNDS
11 Months Ending 08/31/17

THIS MONTH ACTUAL		OBJ/SUB	ANNUAL BUDGET	OPEN PO & CONTRACTS	YTD ACTUAL	REMAINING BALANCE	PERCENT PLAN	PERCENT ACTUAL	....PROJECTED.... OVER/UNDER	%
	SALARIES									
26303	REGULAR WAGES	4000	399998		307942	92056	91.6	76.9	64,061-	16.0-
	DISASTER RECOVERY WAGE	4010			1878	1878-			2,048	
	OVERTIME	4300	1000		624	376	91.6	62.4	319-	31.9-
	DISASTER RECOVERY OVER	4310			1033	1033-			1,126	
26303	SALARIES		400998		311476	89522	91.6	77.6	61,206-	15.2-
	EMPLOYEE BENEFITS									
4143	STATE RETIREMENT	4600	63157		49057	14100	91.6	77.6	9,640-	15.2-
1949	F.I.C.A. TAXES	4700	30676		23106	7570	91.6	75.3	5,470-	17.8-
10003	HOSPITALIZATION INS.	4800	92400		83608	8793	91.6	90.4	1,191-	1.2-
	UNEMPLOYMENT BENEFITS	4900	500			500	91.6		500-	100.0-
	WORKMAN'S COMPENSATION	4910	14733		28166	13433-	91.6	191.1	15,993	108.5
16094	EMPLOYEE BENEFITS		201466		183937	17529	91.6	91.2	808-	.4-
42397	PERSONAL SERVICES		602464		495413	107051	91.6	82.2	62,014-	10.2-
	OFFICE SUPPLIES									
	PAPER	5003	2277	348	1426	503	91.6	62.6	721-	31.6-
	PRINTED FORMS	5005	500		347	153	91.6	69.4	122-	24.4-
26	OTHER EXPENDABLE OFF.S	5010	3991		2284	1707	91.6	57.2	1,499-	37.5-
	MINOR OFFICE EQUIP/FUR	5020	2641	239	847	1555	91.6	32.0	1,717-	65.0-
	PHOTO SUPPLIES	5040	500			500	91.6		500-	100.0-
	SUBSCRIPTIONS,MAGS,MAP	5050	330		330		91.6	100.0	30	9.0
	BOOKS	5070	1000		75	925	91.6	7.5	918-	91.8-
1150	COMPUTER SUPPLIES	5080	1600	43	1150	407	91.6	71.8	346-	21.6-
1176	OFFICE SUPPLIES		12839	630	6459	5750	91.6	50.3	5,792-	45.1-
	OPERATING SUPPLIES									
	FOOD	5115								
680	GAS AND OIL	5250	7880		8170	290-	91.6	103.6	1,032	13.0
	LUBRICANTS	5255								
	WEARING APPAREL	5355	2120	593	902	624	91.6	42.5	1,136-	53.5-
	MINOR EQUIPMENT	5460	100			100	91.6		100-	100.0-
	OTHER OPERATING MATL/S	5590								
680	OPERATING SUPPLIES		10100	593	9073	434	91.6	89.8	202-	2.0-
	REPAIR & MAINTENANCE SP									
	BUILDING MATERIALS & S	5600								
	PAINT AND PAINTING SPL	5650	3000		2060	940	91.6	68.6	752-	25.0-
147	MTR VEHICLE REP. PTS/S	5700	3900		3535	365	91.6	90.6	43-	1.1-
	COMMUNICATION REPAIR P	5750	100			100	91.6		100-	100.0-

147	REPAIR & MAINTENANCE		7000		5595	1405	91.6	79.9	896-	12.8-
2002	SUPPLIES AND EXPENSES		29939	1,223	21127	7589	91.6	70.5	6,891-	23.0-
	PROFESSIONAL SERVICES									
	DEMOLITION	6013	6300		6230	70	91.6	98.8	496	7.8
1650-	ASBESTOS REMOVAL	6014	34100	2,250	22104	9746	91.6	64.8	9,986-	29.2-
	TITLE OPINIONS	6016	8450		5650	2800	91.6	66.8	2,286-	27.0-
	LOT CLEARING	6018	20500	750	15840	3910	91.6	77.2	3,220-	15.7-
	MEDICAL	6027								
908	OTHER PROFESSIONAL SER	6049	7700		4748	2952	91.6	61.6	2,520-	32.7-
742-	PROFESSIONAL SERVICE		77050	3,000	54572	19478	91.6	70.8	17,516-	22.7-
	COMMUNICATIONS									
475	TELEPHONE AND TELEGRAP	6060	7600		2416	5184	91.6	31.7	4,964-	65.3-
	POSTAGE	6070								
475	COMMUNICATIONS		7600		2416	5184	91.6	31.7	4,964-	65.3-
	TRANSPORTATION									
	TRAVEL EXPENSE	6110	13485	375	9000	4110	91.6	66.7	3,666-	27.1-
	FREIGHT	6120								
	MESSENGER/EXPRESS SERV	6130	300			300	91.6		300-	100.0-
	TRANSPORTATION		13785	375	9000	4410	91.6	65.2	3,966-	28.7-
	ADVERTISING									
	ADVERTISING	6150								
	ADVERTISING									
	PRINTING AND BINDING									
	PRINTING	6200	44900	45	41327	3528	91.6	92.0	184	.4
	FILM PROCESSING	6240								
	PRINTING AND BINDING		44900	45	41327	3528	91.6	92.0	184	.4
	INSURANCE									
	AUTOMOBILE INSURANCE	6265								
	SURETY AND FORGERY BON	6270								
	INSURANCE									
	REPR/MAINT-OUTSIDE LABO									
	OFFICE EQUIPMENT R&M	6365	600			600	91.6		600-	100.0-
14	MOTOR VEHICLE EQ. R&M	6384	1500		575	925	91.6	38.3	872-	58.1-
	COMMUNICATION EQ. R&M	6390	750			750	91.6		750-	100.0-
	CLEANING AND PAINTING	6392								
	SIGN PAINTING	6396								
	TOW IN CHARGES	6398	250			250	91.6		250-	100.0-
14	REPR/MAINT-OUTSIDE L		3100		575	2525	91.6	18.5	2,472-	79.7-
	RENTALS									
365	OTHER RENT	6449	6730		6090	640	91.6	90.4	86-	1.2-
365	RENTALS		6730		6090	640	91.6	90.4	86-	1.2-
	OTHER SERVICES & CHARGE									

565	DUES AND MEMBERSHIPS	6840	2400		1835	565	91.6	76.4	398-	16.5-
349	REGISTRATION FEE/TUITI	6845	5630	400	3615	1615	91.6	64.2	1,686-	29.9-
914	OTHER SERVICES & CHA		8030	400	5450	2180	91.6	67.8	2,084-	25.9-
1026	OTHER SERVICES & CHAR		161195	3,820	119431	37944	91.6	74.0	30,906-	19.1-
	MACHINERY AND EQUIPMENT									
	OFFICE FURN/EQUIP.	7325								
	DATA PROCESSING EQUIP.	7327								
	COMMUNICATION EQUIPMEN	7355								
	MACHINERY AND EQUIPM									
	VEHICLES									
	AUTOMOBILES	7400								
	PICK UP TRUCKS	7420								
	VEHICLES									
	CAPITAL OUTLAY									
45425	EXPENDITURES		793598	5,043	635971	152585	91.6	80.1	99,812-	12.5-

001190 - GENERAL FUND-P/S CONTRAC.SER

CITY OF HATTIESBURG
EXPENDITURE REPORT
ALL FUNDS
11 Months Ending 08/31/17

THIS MONTH ACTUAL		OBJ/SUB	ANNUAL BUDGET	OPEN PO & CONTRACTS	YTD ACTUAL	REMAINING BALANCE	PERCENT PLAN	PERCENT ACTUAL	....PROJECTED.... OVER/UNDER	%
	SALARIES									
	REGULAR WAGES	4000								
10167	OVERTIME	4300	160000		109770	50230	91.6	68.6	40,250-	25.1-
10167	SALARIES		160000		109770	50230	91.6	68.6	40,250-	25.1-
	EMPLOYEE BENEFITS									
	STATE RETIREMENT	4600	31500		14891	16610	91.6	47.2	15,255-	48.4-
	F.I.C.A. TAXES	4700	15300		6970	8330	91.6	45.5	7,696-	50.3-
	HOSPITALIZATION INS.	4800	15000		10855	4145	91.6	72.3	3,158-	21.0-
	EMPLOYEE BENEFITS		61800		32716	29084	91.6	52.9	26,109-	42.2-
10167	PERSONAL SERVICES		221800		142485	79315	91.6	64.2	66,361-	29.9-
	PROFESSIONAL SERVICES									
11141	MEDICAL	6027	175000		140482	34518	91.6	80.2	21,746-	12.4-
	OTHER PROF.-JAIL DIV G	6048								
11141	PROFESSIONAL SERVICE		175000		140482	34518	91.6	80.2	21,746-	12.4-
	OTHER SERVICES & CHARGE									
100	JAIL EXPENSE	6815	925000		380440	544560	91.6	41.1	509,974-	55.1-
	DISTRICT ATT'Y SUBSIDY	6816								
	JAIL IMPR-CITY SHARE	6826								
	AMBULANCE SERV.CONTRIB	6860								
25250	EMERGENCY MGMT.CONTRIB	6865	101000		101000		91.6	100.0	9,181	9.0
	USM CITIZEN CORPS COUN	6866								
	USM TITLE V CONTRACT	6867								
	JUVENILLE ACCT.INCENTI	6868								
	METH GRANT CONTRACT	6869								
	SERVICES NOT SPECIFIED	6999								
25350	OTHER SERVICES & CHA		1026000		481440	544560	91.6	46.9	500,792-	48.8-
36491	OTHER SERVICES & CHAR		1201000		621922	579078	91.6	51.7	522,539-	43.5-
	VEHICLES									
	AUTOMOBILES	7400								
	VEHICLES									
	CAPITAL OUTLAY									
46658	EXPENDITURES		1422800		764408	658392	91.6	53.7	588,900-	41.3-

001191 - GENERAL FUND-TRAFFIC MAINT.

CITY OF HATTIESBURG
EXPENDITURE REPORT
ALL FUNDS
11 Months Ending 08/31/17

THIS MONTH ACTUAL		OBJ/SUB	ANNUAL BUDGET	OPEN PO & CONTRACTS	YTD ACTUAL	REMAINING BALANCE	PERCENT PLAN	PERCENT ACTUAL	....PROJECTED.... OVER/UNDER	%
	SALARIES									
16195	REGULAR WAGES	4000	253326		190616	62710	91.6	75.2	45,381-	17.9-
	DISASTER RECOVERY WAGE	4010			6350	6350-			6,927	
677	OVERTIME	4300	12000		12892	892-	91.6	107.4	2,064	17.2
	DISASTER RECOVERY OVER	4310			2499	2499-			2,726	
16872	SALARIES		265326		212357	52969	91.6	80.0	33,663-	12.6-
	EMPLOYEE BENEFITS									
2657	STATE RETIREMENT	4600	41789		33446	8343	91.6	80.0	5,303-	12.6-
1243	F.I.C.A. TAXES	4700	20924		15724	5200	91.6	75.1	3,770-	18.0-
3500	HOSPITALIZATION INS.	4800	61000		51667	9333	91.6	84.7	4,636-	7.6-
	UNEMPLOYMENT BENEFITS	4900	500			500	91.6		500-	100.0-
	WORKMAN'S COMPENSATION	4910	26232		26232		91.6	100.0	2,384	9.0
7400	EMPLOYEE BENEFITS		150445		127070	23375	91.6	84.4	11,823-	7.8-
24272	PERSONAL SERVICES		415771		339427	76344	91.6	81.6	45,487-	10.9-
	OFFICE SUPPLIES									
	PAPER	5003	100			100	91.6		100-	100.0-
	PRINTED FORMS	5005								
145	OTHER EXPENDABLE OFF.S	5010	2800	393	2048	359	91.6	73.1	565-	20.1-
	MINOR OFFICE EQUIP/FUR	5020	100		60	40	91.6	60.0	34-	34.0-
	PHOTO SUPPLIES	5040								
	SUBSCRIPTIONS,MAGS,MAP	5050								
	BOOKS	5070	100			100	91.6		100-	100.0-
	COMPUTER SUPPLIES	5080	300		184	116	91.6	61.3	99-	33.0-
145	OFFICE SUPPLIES		3400	393	2292	716	91.6	67.4	899-	26.4-
	OPERATING SUPPLIES									
	CLEANING/JANITORIAL SP	5100	200			200	91.6		200-	100.0-
232	HOUSEHOLD SUPPLIES	5110	1500		1218	282	91.6	81.2	171-	11.4-
	FOOD	5115								
	MEDICAL SUPPLIES	5120	50			50	91.6		50-	100.0-
	CHEMICALS	5130	100			100	91.6		100-	100.0-
618	GAS AND OIL	5250	13400		10031	3369	91.6	74.8	2,457-	18.3-
	LUBRICANTS	5255	100			100	91.6		100-	100.0-
152	DIESEL FUEL	5257	2000		1285	715	91.6	64.2	598-	29.9-
	WEARING APPAREL	5355	600		185	415	91.6	30.8	398-	66.3-
	ASPHALT & ASPHALT PROD	5400								
	CONCRETE, CEMENT, ETC.	5405								
	SAND,CLAY,GRVL,FILL DI	5415								
	HORT./LANDSCAPING SPLY	5440								
	HAND TOOLS	5450	2520		1658	862	91.6	65.7	711-	28.2-

	MINOR EQUIPMENT	5460	6700		2135	4565	91.6	31.8	4,370-	65.2-
4295	TRAFFIC CONTROL EQ. SP	5540	50600		44149	6451	91.6	87.2	2,438-	4.8-
7895	TRAFFIC SIGNS	5545	28000		26479	1521	91.6	94.5	886	3.1
	STREET MARKING SUPPLIE	5550	863			863	91.6		863-	100.0-
2-	OTHER OPERATING MATL/S	5590	9500		2010	7490	91.6	21.1	7,307-	76.9-
13190	OPERATING SUPPLIES		116133		89150	26983	91.6	76.7	18,879-	16.2-
	REPAIR & MAINTENANCE SP									
	BUILDING MATERIALS & S	5600	2543		2428	115	91.6	95.4	105	4.1
	ELECTRICAL SUPPLIES	5605	3000	576	2003	421	91.6	66.7	814-	27.1-
	STRUCTURAL STEEL & IRO	5620	957			957	91.6		957-	100.0-
868	PAINT AND PAINTING SPL	5650	4612		4525	87	91.6	98.1	324	7.0
569	MTR VEHICLE REP. PTS/S	5700	5029	303	4620	107	91.6	91.8	11	.2
	COMMUNICATION REPAIR P	5750	1700		1619	81	91.6	95.2	66	3.8
	OTHER REPAIR/MAINT. SP	5990	500		167	333	91.6	33.4	317-	63.4-
	DISASTER REPAIR SUPPLI	5995	4337		4337		91.6	100.0	394	9.0
1437	REPAIR & MAINTENANCE		22678	879	19698	2101	91.6	86.8	1,189-	5.2-
14772	SUPPLIES AND EXPENSES		142211	1,272	111140	29800	91.6	78.1	20,967-	14.7-
	PROFESSIONAL SERVICES									
	MEDICAL	6027								
	PROFESSIONAL SERVICE									
	COMMUNICATIONS									
70	TELEPHONE AND TELEGRAP	6060	1000		648	352	91.6	64.8	293-	29.3-
	POSTAGE	6070								
70	COMMUNICATIONS		1000		648	352	91.6	64.8	293-	29.3-
	TRANSPORTATION									
	TRAVEL EXPENSE	6110	800		38-	838	91.6	4.7	758-	94.7-
	FREIGHT	6120	885	100	767	18	91.6	86.6	48-	5.4-
	MESSENGER/EXPRESS SERV	6130								
	TRANSPORTATION		1685	100	729	856	91.6	43.2	889-	52.7-
	ADVERTISING									
	ADVERTISING	6150								
	ADVERTISING									
	INSURANCE									
	PUBLIC LIAB/PROPERTY D	6255								
	AUTOMOBILE INSURANCE	6265								
	SURETY AND FORGERY BON	6270								
	INSURANCE									
	UTILITIES									
17	GAS	6300	1500		567	933	91.6	37.8	882-	58.8-
1629	ELECTRICITY	6305	15500		13423	2077	91.6	86.6	856-	5.5-
	TRAFFIC LIGHT ELECTRIC	6310								
1646	UTILITIES		17000		13989	3011	91.6	82.2	1,739-	10.2-

	REPR/MAINT-OUTSIDE LABO									
	BUILDING R&M	6350								
	DISASTER REPAIRS	6351								
	STREETS & STRUCTURES R	6360								
	OFFICE EQUIPMENT R&M	6365	340			340	91.6		340-	100.0-
	TRAFFIC CONTROL EQ. R&	6375	7000	3,193		3807	91.6		7,000-	100.0-
	FIXED EQUIPMENT R&M	6380								
	MINOR EQUIPMENT R&M	6382	150			150	91.6		150-	100.0-
74	MOTOR VEHICLE EQ. R&M	6384	4150		2223	1927	91.6	53.5	1,724-	41.5-
	COMMUNICATION EQ. R&M	6390	825		450	375	91.6	54.5	334-	40.4-
	DISINFECT./EXTERMINATI	6394	700		429	271	91.6	61.2	232-	33.1-
	SIGN PAINTING	6396								
	TOW IN CHARGES	6398	200			200	91.6		200-	100.0-
	OTHER REPAIRS AND MAIN	6399	1200		46	1154	91.6	3.8	1,149-	95.7-
---			---	---	---	---	---	---	---	---
74	REPR/MAINT-OUTSIDE L		14565	3,193	3148	8224	91.6	21.6	11,130-	76.4-
	RENTALS									
	MACHINERY RENT	6420								
	CYLINDER RENT	6425								
401	UNIFORM RENT	6430	3820		3749	71	91.6	98.1	269	7.0
	MOP-MAT-RAG RENT	6435	100		16	84	91.6	16.0	82-	82.0-
40	OTHER RENT	6449	420		293	127	91.6	69.7	100-	23.8-
---			---	---	---	---	---	---	---	---
441	RENTALS		4340		4058	282	91.6	93.5	86	1.9
	OTHER SERVICES & CHARGE									
	DUES AND MEMBERSHIPS	6840	600		460	140	91.6	76.6	98-	16.3-
	REGISTRATION FEE/TUITI	6845	1160		1075	85	91.6	92.6	12	1.0
	LAUNDRY	6850								
257	SERVICES NOT SPECIFIED	6999	5050	9	2810	2231	91.6	55.6	1,984-	39.2-
---			---	---	---	---	---	---	---	---
257	OTHER SERVICES & CHA		6810	9	4345	2456	91.6	63.8	2,070-	30.3-
---			---	---	---	---	---	---	---	---
2487	OTHER SERVICES & CHAR		45400	3,302	26918	15180	91.6	59.2	16,034-	35.3-
	BUILDING/BLD IMPROVEMEN									
	BUILDING IMPROVEMENTS	7150								
	RENOVATE WALNUT ST.BL	7150 22								
	TRAFFIC SHOP IMPROVEM	7150 32								
---			---	---	---	---	---	---	---	---
	BUILDING IMPROVEMEN									
---			---	---	---	---	---	---	---	---
	BUILDING/BLD IMPROVE									
	MACHINERY AND EQUIPMENT									
	HOUSEHOLD FURN/EQUIP.	7320								
	OFFICE FURN/EQUIP.	7325								
	DATA PROCESSING EQUIP.	7327								
	COMMUNICATION EQUIPMEN	7355								
	TRAFFIC CONTROL EQUIP.	7360								
	OTHER EQUIPMENT	7399								
---			---	---	---	---	---	---	---	---
	MACHINERY AND EQUIPM									
	VEHICLES									

	AUTOMOBILES	7400								
	PICK UP TRUCKS	7420								
	HEAVY TRUCKS	7430								
	SPECIAL TRUCKS	7450								
---			---	---	---	---	---	---	---	---
	VEHICLES									
---			---	---	---	---	---	---	---	---
	CAPITAL OUTLAY									
---			---	---	---	---	---	---	---	---
41532	EXPENDITURES		603382	4,574	477484	121324	91.6	79.1	82,490-	13.6-

001201 - GENERAL FUND-STREET DIV.

CITY OF HATTIESBURG
EXPENDITURE REPORT
ALL FUNDS
11 Months Ending 08/31/17

THIS MONTH ACTUAL		OBJ/SUB	ANNUAL BUDGET	OPEN PO & CONTRACTS	YTD ACTUAL	REMAINING BALANCE	PERCENT PLAN	PERCENT ACTUAL	....PROJECTED.... OVER/UNDER	%
	SALARIES									
80772	REGULAR WAGES	4000	1157403		938324	219079	91.6	81.0	133,776-	11.5-
	DISASTER RECOVERY WAGE	4010			35398	35398-			38,616	
4046	OVERTIME	4300	40000		38615	1385	91.6	96.5	2,126	5.3
	DISASTER RECOVERY OVER	4310			25259	25259-			27,555	
84818	SALARIES		1197403		1037596	159807	91.6	86.6	65,480-	5.4-
	EMPLOYEE BENEFITS									
13359	STATE RETIREMENT	4600	187016		163421	23595	91.6	87.3	8,738-	4.6-
6327	F.I.C.A. TAXES	4700	94426		77545	16881	91.6	82.1	9,832-	10.4-
31403	HOSPITALIZATION INS.	4800	288800		262186	26615	91.6	90.7	2,778-	.9-
	UNEMPLOYMENT BENEFITS	4900	2200		1863	337	91.6	84.6	167-	7.5-
	WORKMAN'S COMPENSATION	4910	139240		139241	1-	91.6	100.0	12,659	9.0
51088	EMPLOYEE BENEFITS		711682		644256	67426	91.6	90.5	8,857-	1.2-
135906	PERSONAL SERVICES		1909085		1681851	227234	91.6	88.0	74,339-	3.8-
	OFFICE SUPPLIES									
	PAPER	5003								
	PRINTED FORMS	5005								
119	OTHER EXPENDABLE OFF.S	5010	500		871	371-	91.6	174.2	450	90.0
	MINOR OFFICE EQUIP/FUR	5020	2500		2273	227	91.6	90.9	20-	.8-
	SUBSCRIPTIONS,MAGS,MAP	5050								
119	OFFICE SUPPLIES		3000		3144	144-	91.6	104.8	429	14.3
	OPERATING SUPPLIES									
403	CLEANING/JANITORIAL SP	5100	3072		3066	6	91.6	99.8	272	8.8
576	HOUSEHOLD SUPPLIES	5110	2000	676	972	352	91.6	48.6	939-	46.9-
	FOOD	5115								
	MEDICAL SUPPLIES	5120								
15090	CHEMICALS	5130	31500		27503	3997	91.6	87.3	1,496-	4.7-
4095	GAS AND OIL	5250	30890		21936	8954	91.6	71.0	6,959-	22.5-
	LUBRICANTS	5255	1900		362	1538	91.6	19.0	1,505-	79.2-
4925	DIESEL FUEL	5257	58200		56196	2004	91.6	96.5	3,104	5.3
	WEARING APPAREL	5355	3700		3177	523	91.6	85.8	234-	6.3-
100	ASPHALT & ASPHALT PROD	5400	22000	6,250	14596	1154	91.6	66.3	6,077-	27.6-
4212	CONCRETE, CEMENT, ETC.	5405	47200	4,715	30232	12253	91.6	64.0	14,219-	30.1-
	BRICK,STONE,MORTAR,ETC	5410	17000	564	9615	6821	91.6	56.5	6,510-	38.2-
52	SAND,CLAY,GRVL,FILL DI	5415	27900		26745	1155	91.6	95.8	1,276	4.5
4837	DRAINAGE PIPE & CULVER	5420	28500		25188	3312	91.6	88.3	1,022-	3.5-
130	HORT./LANDSCAPING SPLY	5440	2000		1208	792	91.6	60.4	682-	34.1-
	HAND TOOLS	5450	3000		2594	406	91.6	86.4	170-	5.6-
97-	MINOR EQUIPMENT	5460	13500		12981	519	91.6	96.1	661	4.8

	STREET MARKING SUPPLIE	5550								
1900	OTHER OPERATING MATL/S	5590	18200	233	17727	240	91.6	97.4	1,138	6.2
36222	OPERATING SUPPLIES		310562	12,438	254098	44026	91.6	81.8	33,364-	10.7-
	REPAIR & MAINTENANCE SP									
104	BUILDING MATERIALS & S	5600	4300		2706	1594	91.6	62.9	1,348-	31.3-
	ELECTRICAL SUPPLIES	5605	800		11	789	91.6	1.3	788-	98.5-
100	PLUMBING SUPPLIES	5610	900		224	676	91.6	24.8	655-	72.7-
	STRUCTURAL STEEL & IRO	5620	3500		1836	1665	91.6	52.4	1,497-	42.7-
	PAINT AND PAINTING SPL	5650	600		60	540	91.6	10.0	534-	89.0-
8546	MTR VEHICLE REP. PTS/S	5700	156101	965	132192	22944	91.6	84.6	11,891-	7.6-
	COMMUNICATION REPAIR P	5750	500			500	91.6		500-	100.0-
	AGRICLTRL REPAIR PTS/S	5755	500		83	417	91.6	16.6	410-	82.0-
	OTHER REPAIR/MAINT. SP	5990	634	540	3	90	91.6	.4	630-	99.3-
15711	DISASTER REPAIR SUPPLI	5995	85937		101647	15710-	91.6	118.2	24,950	29.0
24461	REPAIR & MAINTENANCE		253772	1,505	238763	13504	91.6	94.0	6,696	2.6
60802	SUPPLIES AND EXPENSES		567334	13,943	496005	57387	91.6	87.4	26,237-	4.6-
	PROFESSIONAL SERVICES									
	LOT CLEARING	6018								
	MEDICAL	6027								
564	OTHER PROFESSIONAL SER	6049	21300	622	5986	14693	91.6	28.1	14,769-	69.3-
564	PROFESSIONAL SERVICE		21300	622	5986	14693	91.6	28.1	14,769-	69.3-
	TRANSPORTATION									
1636	TRAVEL EXPENSE	6110	4600	303	1845	2452	91.6	40.1	2,587-	56.2-
46	FREIGHT	6120	1300	175	1068	57	91.6	82.1	134-	10.3-
	MESSENGER/EXPRESS SERV	6130								
1682	TRANSPORTATION		5900	478	2913	2509	91.6	49.3	2,722-	46.1-
	ADVERTISING									
	ADVERTISING	6150								
	ADVERTISING									
	PRINTING AND BINDING									
	PRINTING	6200								
	PRINTING AND BINDING									
	INSURANCE									
	PUBLIC LIAB/PROPERTY D	6255								
	AUTOMOBILE INSURANCE	6265								
	INSURANCE									
	UTILITIES									
	ELECTRICITY	6305								
	UTILITIES									
	REPR/MAINT-OUTSIDE LABO									
	BUILDING R&M	6350								
	DISASTER REPAIRS	6351	702351		702351		91.6	100.0	63,850	9.0

	ELECTRICAL R&M	6355								
	PLUMBING EQUIPMENT R&M	6357								
	STREETS & STRUCTURES R	6360	26055		1451-	27506	91.6	5.5	24,472-	93.9-
	MISC PAVING	6360	01							
	VENETIAN WAY AREA	6360	02							
	S 27TH/O'FERRELL AREA	6360	03							
	W 4TH-COLUMBIA ST ARE	6360	04							
	MCINNIS LOOP/CAMBRIDG	6360	05							
	DABBS ST/MLK AREA	6360	06							
	S 40TH/BONHOMIE	6360	07							
	STANLEY/HWY 42 AREA	6360	08							
	PINE HILLS/SANDLEWOOD	6360	09							
	N 35TH/USM AREA	6360	10							
	S 36TH/MAMIE ST AREA	6360	11							
	S 34TH/MANDALAY AREA	6360	12							
	S H'BURG/S CHANCELLOR	6360	13							
	BROAD ST/CAPITAL ST A	6360	14							
	MOBILE/BOUIE ST AREA	6360	15							
	CHALMETTE/WINDGATE	6360	16							
	HONEYSUCKLE/DOGWOOD	6360	17							
	ADELINE/S 16TH AREA	6360	18							
	DUMAS/FLORENCE ST ARE	6360	19							
	S 16TH/CORRINE ST ARE	6360	20							
	ACADEMY DR-BLC AIRPOR	6360	21							
	COTTAGES AT TURTLE CR	6360	22							
	CLASSIC DR/J ED TURNE	6360	23							
	E 5TH ST/E 6TH ST ARE	6360	24							
	HALL/ELIZABETH AVE	6360	25							
	MANDALAY/HILLENDALE	6360	26							
	ARLINGTON LOOP/S 34TH	6360	27							
	N. 31st Ave/HILLSIDE	6360	28							
	DWNTWN AREA VAR STS &	6360	29							
116782	LONG RANGE PAVING PLA	6360	99	583305	21,759	526061	35485	91.6	90.1	9,420-	1.6-
116782	STREETS & STRUCTURE			609360	21,759	524610	62991	91.6	86.0	37,058-	6.0-
	FIXED EQUIPMENT R&M	6380								
	MINOR EQUIPMENT R&M	6382		1000			1000	91.6		1,000-	100.0-
3536	MOTOR VEHICLE EQ. R&M	6384		74100		40927	33173	91.6	55.2	29,452-	39.7-
	AGRICULTURAL EQ. R&M	6387								
	COMMUNICATION EQ. R&M	6390								
	SIGN PAINTING	6396								
55	TOW IN CHARGES	6398		1200	65	885	250	91.6	73.7	234-	19.5-
	OTHER REPAIRS AND MAIN	6399		9000		8798	202	91.6	97.7	597	6.6
120373	REPR/MAINT-OUTSIDE L			1397011	21,824	1277571	97617	91.6	91.4	3,297-	.2-
	RENTALS										
	AUTOMOTIVE EQ. RENT	6415								
	MACHINERY RENT	6420		20900			20900	91.6		20,900-	100.0-
655	UNIFORM RENT	6430		8200		7245	955	91.6	88.3	296-	3.6-
	OTHER RENT	6449		1200		1157	43	91.6	96.4	62	5.1
655	RENTALS			30300		8402	21898	91.6	27.7	21,134-	69.7-

	OTHER SERVICES & CHARGE									
50	DUES AND MEMBERSHIPS	6840	500		290	210	91.6	58.0	183-	36.6-
1265	REGISTRATION FEE/TUITI	6845	2500		2135	365	91.6	85.4	170-	6.8-
	SERVICES NOT SPECIFIED	6999	40554		32554	8000	91.6	80.2	5,040-	12.4-
1315	OTHER SERVICES & CHA		43554		34979	8575	91.6	80.3	5,395-	12.3-
124588	OTHER SERVICES & CHAR		1498065	22,924	1329851	145291	91.6	88.7	47,319-	3.1-
	IMPROVEMENT OTHER THAN									
	BRIDGES	7210								
	SEWERS	7220								
	IND.PARK WTR/SWR IMPR	7220 03								
	SEWERS									
	B/WAY, E. HARDY-SBA	7223								
	KAB/LANDSCAPING	7226								
	STREETS & ROADWAYS	7230								
	INDUSTRIAL PARK ROADS	7230 02								
	W.4TH-HWY 49 TO 38TH	7230 15								
	HARDY ST-MCLEOD TO 25	7230 16								
	OTHER STREET IMPR.	7230 99								
	STREETS & ROADWAYS									
	OTHER IMPROVEMENTS	7295								
	IMPROVEMENT OTHER TH									
	MACHINERY AND EQUIPMENT									
	HOUSEHOLD FURN/EQUIP.	7320								
	CONSTRUCTION EQUIPMENT	7345								
	COMMUNICATION EQUIPMEN	7355								
	PIPE	7370								
	OTHER EQUIPMENT	7399								
	MACHINERY AND EQUIPM									
	VEHICLES									
	AUTOMOBILES	7400								
	PICK UP TRUCKS	7420								
	HEAVY TRUCKS	7430								
	DUMP TRUCKS	7440								
	SPECIAL TRUCKS	7450	33566	52,146	18580-		91.6	55.3	13,296-	39.6-
	VEHICLES		33566	52,146	18580-		91.6	55.3	13,296-	39.6-
	CAPITAL OUTLAY		33566	52,146	18580-		91.6	55.3	13,296-	39.6-
321296	EXPENDITURES		4008050	89,013	3489127	429911	91.6	87.0	201,729-	5.0-

001202 - GENERAL FUND-STREET LIGHTS

CITY OF HATTIESBURG
EXPENDITURE REPORT
ALL FUNDS
11 Months Ending 08/31/17

THIS MONTH ACTUAL		OBJ/SUB	ANNUAL BUDGET	OPEN PO & CONTRACTS	YTD ACTUAL	REMAINING BALANCE	PERCENT PLAN	PERCENT ACTUAL	....PROJECTED.... OVER/UNDER	%
	UTILITIES									
90394	ELECTRICITY	6305	1120000		1006367	113633	91.6	89.8	22,145-	1.9-
90394	UTILITIES		1120000		1006367	113633	91.6	89.8	22,145-	1.9-
90394	OTHER SERVICES & CHAR		1120000		1006367	113633	91.6	89.8	22,145-	1.9-
	IMPROVEMENT OTHER THAN STREET LIGHTING	7235								
	IMPROVEMENT OTHER TH									
	CAPITAL OUTLAY									
90394	EXPENDITURES		1120000		1006367	113633	91.6	89.8	22,145-	1.9-

001203 - GENERAL FUND-ENGR/PUBLIC SER

CITY OF HATTIESBURG
EXPENDITURE REPORT
ALL FUNDS
11 Months Ending 08/31/17

THIS MONTH ACTUAL		OBJ/SUB	ANNUAL BUDGET	OPEN PO & CONTRACTS	YTD ACTUAL	REMAINING BALANCE	PERCENT PLAN	PERCENT ACTUAL	....PROJECTED.... OVER/UNDER	%
	SALARIES									
17654	REGULAR WAGES	4000	257735		202239	55496	91.6	78.4	37,110-	14.3-
	DISASTER RECOVERY WAGE	4010			871	871-			950	
47	OVERTIME	4300	500		751	251-	91.6	150.2	319	63.8
	DISASTER RECOVERY OVER	4310			875	875-			954	
17701	SALARIES		258235		204736	53499	91.6	79.2	34,886-	13.5-
	EMPLOYEE BENEFITS									
2788	STATE RETIREMENT	4600	42609		32246	10363	91.6	75.6	7,431-	17.4-
1287	F.I.C.A. TAXES	4700	20696		15505	5191	91.6	74.9	3,782-	18.2-
6998	HOSPITALIZATION INS.	4800	46200		41298	4903	91.6	89.3	1,147-	2.4-
	UNEMPLOYMENT BENEFITS	4900	500			500	91.6		500-	100.0-
	WORKMAN'S COMPENSATION	4910	17115		17115		91.6	100.0	1,555	9.0
11073	EMPLOYEE BENEFITS		127120		106163	20957	91.6	83.5	11,305-	8.8-
28774	PERSONAL SERVICES		385355		310899	74456	91.6	80.6	46,193-	11.9-
	OFFICE SUPPLIES									
	PAPER	5003	400		320	80	91.6	80.0	50-	12.5-
	PRINTED FORMS	5005								
72-	OTHER EXPENDABLE OFF.S	5010	1515	258	806	451	91.6	53.2	635-	41.9-
	MINOR OFFICE EQUIP/FUR	5020	365	349		16	91.6		365-	100.0-
	PHOTO SUPPLIES	5040								
	SUBSCRIPTIONS,MAGS,MAP	5050	193		162	31	91.6	83.9	16-	8.2-
	MAPS FOR RESALE	5060								
	BOOKS	5070								
	COMPUTER SUPPLIES	5080	3385		3363	22	91.6	99.3	283	8.3
72-	OFFICE SUPPLIES		5858	607	4651	601	91.6	79.3	784-	13.3-
	OPERATING SUPPLIES									
	FOOD	5115								
	MEDICAL SUPPLIES	5120								
53	GAS AND OIL	5250	2328		1443	885	91.6	61.9	753-	32.3-
	LUBRICANTS	5255								
	WEARING APPAREL	5355								
	HORT./LANDSCAPING SPLY	5440								
	MINOR EQUIPMENT	5460								
	OTHER OPERATING MATL/S	5590	120	42		78	91.6		120-	100.0-
53	OPERATING SUPPLIES		2448	42	1443	963	91.6	58.9	873-	35.6-
	REPAIR & MAINTENANCE SP									
	BUILDING MATERIALS & S	5600	1892	1,892			91.6		1,892-	100.0-
	ELECTRICAL SUPPLIES	5605								

	PAINT AND PAINTING SPL	5650								
38	MTR VEHICLE REP. PTS/S	5700	772		769	3	91.6	99.6	66	8.5
	COMMUNICATION REPAIR P	5750								
	OTHER REPAIR/MAINT. SP	5990	55		97	42-	91.6	176.3	50	90.9
	DISASTER REPAIR SUPPLI	5995								
38	REPAIR & MAINTENANCE		2719	1,892	866	39-	91.6	31.8	1,774-	65.2-
19	SUPPLIES AND EXPENSES		11025	2,541	6960	1524	91.6	63.1	3,432-	31.1-
	PROFESSIONAL SERVICES									
	ENGINEERING	6015	182092		180882	1210	91.6	99.3	15,233	8.3
	CONSULTANT SERV/SURVEY	6020	1908		1908	1	91.6	100.0	174	9.1
	ABSTRACTING & RECORDIN	6023								
	OTHER PROFESSIONAL SER	6049	256500		202004	54496	91.6	78.7	36,132-	14.0-
	PROFESSIONAL SERVICE		440500		384794	55706	91.6	87.3	20,724-	4.7-
	COMMUNICATIONS									
160	TELEPHONE AND TELEGRAP	6060	1230		1220	10	91.6	99.1	100	8.1
	POSTAGE	6070	4000	2,967	764	269	91.6	19.1	3,166-	79.1-
160	COMMUNICATIONS		5230	2,967	1984	279	91.6	37.9	3,065-	58.6-
	TRANSPORTATION									
2286	TRAVEL EXPENSE	6110	4220		4217	3	91.6	99.9	380	9.0
	FREIGHT	6120	310		39-	349	91.6	12.5	268-	86.4-
	MESSENGER/EXPRESS SERV	6130								
2286	TRANSPORTATION		4530		4179	351	91.6	92.2	28	.6
	ADVERTISING									
	ADVERTISING	6150								
	ADVERTISING									
	PRINTING AND BINDING									
	PRINTING	6200								
	BLUELINES	6210								
	FILM PROCESSING	6240								
	PRINTING AND BINDING									
	INSURANCE									
	AUTOMOBILE INSURANCE	6265								
	SURETY AND FORGERY BON	6270								
	INSURANCE									
	UTILITIES									
13	GAS	6300	1800		580	1220	91.6	32.2	1,167-	64.8-
556	ELECTRICITY	6305	4000		3790	210	91.6	94.7	134	3.3
569	UTILITIES		5800		4370	1430	91.6	75.3	1,032-	17.7-
	REPR/MAINT-OUTSIDE LABO									
	BUILDING R&M	6350	4000			4000	91.6		4,000-	100.0-
	DISASTER REPAIRS	6351	2580843		2580080	764	91.6	99.9	233,789	9.0
	STREETS & STRUCTURES R	6360								

	OFFICE EQUIPMENT R&M	6365	840			840	91.6		840-	100.0-
	MINOR EQUIPMENT R&M	6382								
	MOTOR VEHICLE EQ. R&M	6384	1000			1000	91.6		1,000-	100.0-
	COMMUNICATION EQ. R&M	6390								
	DISINFECT./EXTERMINATI	6394	700		550	150	91.6	78.5	100-	14.2-
	TOW IN CHARGES	6398								
	REPR/MAINT-OUTSIDE L		2587383		2580630	6754	91.6	99.7	227,849	8.8
	RENTALS									
	OFFICE EQUIPMENT RENT	6410	4015		3610	405	91.6	89.9	76-	1.8-
	UNIFORM RENT	6430	400			400	91.6		400-	100.0-
	OTHER RENT	6449								
	RENTALS		4415		3610	805	91.6	81.7	476-	10.7-
	OTHER SERVICES & CHARGE									
	DUES AND MEMBERSHIPS	6840	359		359		91.6	100.0	32	8.9
	REGISTRATION FEE/TUITI	6845	2870		625	2245	91.6	21.7	2,188-	76.2-
	SERVICES NOT SPECIFIED	6999	130		55	75	91.6	42.3	70-	53.8-
	OTHER SERVICES & CHA		3359		1039	2320	91.6	30.9	2,225-	66.2-
3016	OTHER SERVICES & CHAR		3051217	2,967	2980604	67646	91.6	97.6	200,351	6.5
	LAND									
	EASEMENTS	7010								
	LAND									
	MACHINERY AND EQUIPMENT									
	ENGINEERING	7305								
	OFFICE FURN/EQUIP.	7325								
	DATA PROCESSING EQUIP.	7327								
	COMMUNICATION EQUIPMEN	7355								
	EMERGENCY GENERATORS	7362								
	MACHINERY AND EQUIPM									
	VEHICLES									
	AUTOMOBILES	7400								
	PICK UP TRUCKS	7420								
	VEHICLES									
	CAPITAL OUTLAY									
31809	EXPENDITURES		3447597	5,508	3298464	143626	91.6	95.6	150,727	4.3

001204 - GENERAL FUND-SHOP DIVISION

CITY OF HATTIESBURG
EXPENDITURE REPORT
ALL FUNDS
11 Months Ending 08/31/17

THIS MONTH ACTUAL		OBJ/SUB	ANNUAL BUDGET	OPEN PO & CONTRACTS	YTD ACTUAL	REMAINING BALANCE	PERCENT PLAN	PERCENT ACTUAL	....PROJECTED.... OVER/UNDER	%
	SALARIES									
25260	REGULAR WAGES	4000	332427		280440	51987	91.6	84.3	26,493-	7.9-
	DISASTER RECOVERY WAGE	4010			4770	4770-			5,203	
1733	OVERTIME	4300	15000		15214	214-	91.6	101.4	1,597	10.6
	DISASTER RECOVERY OVER	4310			2020	2020-			2,203	
26993	SALARIES		347427		302443	44984	91.6	87.0	17,489-	5.0-
	EMPLOYEE BENEFITS									
4251	STATE RETIREMENT	4600	54720		47635	7085	91.6	87.0	2,754-	5.0-
2000	F.I.C.A. TAXES	4700	26578		22440	4138	91.6	84.4	2,098-	7.8-
6000	HOSPITALIZATION INS.	4800	79200		70800	8400	91.6	89.3	1,963-	2.4-
	UNEMPLOYMENT BENEFITS	4900	500			500	91.6		500-	100.0-
	WORKMAN'S COMPENSATION	4910	19256		19256		91.6	100.0	1,750	9.0
12252	EMPLOYEE BENEFITS		180254		160131	20123	91.6	88.8	5,565-	3.0-
39245	PERSONAL SERVICES		527681		462574	65107	91.6	87.6	23,054-	4.3-
	OFFICE SUPPLIES									
	PAPER	5003								
	PRINTED FORMS	5005								
	OTHER EXPENDABLE OFF.S	5010								
	MINOR OFFICE EQUIP/FUR	5020								
	OFFICE SUPPLIES									
	OPERATING SUPPLIES									
579	CLEANING/JANITORIAL SP	5100	600		579	21	91.6	96.5	31	5.1
	HOUSEHOLD SUPPLIES	5110								
	FOOD	5115								
	MEDICAL SUPPLIES	5120								
	CHEMICALS	5130	13500		13015	485	91.6	96.4	698	5.1
83	GAS AND OIL	5250	10000		9368	632	91.6	93.6	219	2.1
	LUBRICANTS	5255								
79	DIESEL FUEL	5257	3000		1038	1962	91.6	34.6	1,867-	62.2-
	WEARING APPAREL	5355								
	HAND TOOLS	5450	1000			1000	91.6		1,000-	100.0-
	MINOR EQUIPMENT	5460	900			900	91.6		900-	100.0-
	OTHER OPERATING MATL/S	5590	1000		997	3	91.6	99.7	87	8.7
742	OPERATING SUPPLIES		30000		24998	5002	91.6	83.3	2,730-	9.1-
	REPAIR & MAINTENANCE SP									
	BUILDING MATERIALS & S	5600	800		252	548	91.6	31.5	525-	65.6-
722	ELECTRICAL SUPPLIES	5605	800		722	78	91.6	90.2	12-	1.5-
	PLUMBING SUPPLIES	5610	300			300	91.6		300-	100.0-

	STRUCTURAL STEEL & IRO	5620								
	PAINT AND PAINTING SPL	5650								
88	MTR VEHICLE REP. PTS/S	5700	3645		3634	11	91.6	99.6	319	8.7
	TROLLEY REPR PARTS & S	5710								
	COMMUNICATION REPAIR P	5750	500			500	91.6		500-	100.0-
308	EXPENDABLE WELDING SPL	5770	4700		4618	82	91.6	98.2	337	7.1
	OTHER REPAIR/MAINT. SP	5990	5100		4813	287	91.6	94.3	150	2.9
1118	REPAIR & MAINTENANCE		15845		14040	1805	91.6	88.6	528-	3.3-
1860	SUPPLIES AND EXPENSES		45845		39037	6808	91.6	85.1	3,259-	7.1-
	TRANSPORTATION									
	FREIGHT	6120								
	TRANSPORTATION									
	INSURANCE									
	BOILER MACHINERY	6260								
	AUTOMOBILE INSURANCE	6265								
	INSURANCE									
	UTILITIES									
13	GAS	6300	3000		8471	5471-	91.6	282.3	6,241	208.0
1552	ELECTRICITY	6305	35000		17772	17228	91.6	50.7	15,612-	44.6-
1565	UTILITIES		38000		26243	11757	91.6	69.0	9,371-	24.6-
	REPR/MAINT-OUTSIDE LABO									
	BUILDING R&M	6350								
	ELECTRICAL R&M	6355								
	PLUMBING EQUIPMENT R&M	6357								
	OFFICE EQUIPMENT R&M	6365								
	FIXED EQUIPMENT R&M	6380								
	MINOR EQUIPMENT R&M	6382	800			800	91.6		800-	100.0-
	MOTOR VEHICLE EQ. R&M	6384	1500		175	1325	91.6	11.6	1,309-	87.2-
	TROLLEY EQUIPMENT R&M	6385								
	COMMUNICATION EQ. R&M	6390								
	DISINFECT./EXTERMINATI	6394			249	249-			271	
	TOW IN CHARGES	6398								
	OTHER REPAIRS AND MAIN	6399								
	REPR/MAINT-OUTSIDE L		2300		424	1876	91.6	18.4	1,838-	79.9-
	RENTALS									
	CYLINDER RENT	6425	700		410	290	91.6	58.5	252-	36.0-
391	UNIFORM RENT	6430	3000		2943	57	91.6	98.1	210	7.0
	OTHER RENT	6449								
391	RENTALS		3700		3353	347	91.6	90.6	42-	1.1-
	OTHER SERVICES & CHARGE									
	SERVICES NOT SPECIFIED	6999								
	OTHER SERVICES & CHA									

1956	OTHER SERVICES & CHAR		44000		30020	13980	91.6	68.2	11,250-	25.5-
	BUILDING/BLD IMPROVEMEN									
	BUILDINGS	7100								
	PUBLIC WORKS SHOP BLD	7100 05								
	BUILDINGS									
	BUILDING/BLD IMPROVE									
	IMPROVEMENT OTHER THAN									
	OTHER IMPROVEMENTS	7295								
	IMPROVEMENT OTHER TH									
	MACHINERY AND EQUIPMENT									
	HOUSEHOLD FURN/EQUIP.	7320								
	PLANT EQUIPMENT	7340								
	OTHER EQUIPMENT	7399								
	MACHINERY AND EQUIPM									
	VEHICLES									
	AUTOMOBILES	7400								
	PICK UP TRUCKS	7420								
	SPECIAL TRUCKS	7450								
	VEHICLES									
	CAPITAL OUTLAY									
43061	EXPENDITURES		617526		531632	85894	91.6	86.0	37,563-	6.0-

001205 - GENERAL FUND-G O & F S DIV.

CITY OF HATTIESBURG
EXPENDITURE REPORT
ALL FUNDS
11 Months Ending 08/31/17

THIS MONTH ACTUAL		OBJ/SUB	ANNUAL BUDGET	OPEN PO & CONTRACTS	YTD ACTUAL	REMAINING BALANCE	PERCENT PLAN	PERCENT ACTUAL	....PROJECTED.... OVER/UNDER	%
	SALARIES									
12438	REGULAR WAGES	4000	181440		136030	45410	91.6	74.9	33,043-	18.2-
	DISASTER RECOVERY WAGE	4010			4732	4732-			5,162	
197	OVERTIME	4300	2500		5320	2820-	91.6	212.8	3,303	132.1
	DISASTER RECOVERY OVER	4310			3145	3145-			3,430	
12635	SALARIES		183940		149227	34713	91.6	81.1	21,146-	11.4-
	EMPLOYEE BENEFITS									
1990	STATE RETIREMENT	4600	28971		23503	5468	91.6	81.1	3,331-	11.4-
932	F.I.C.A. TAXES	4700	14071		11039	3032	91.6	78.4	2,029-	14.4-
3000	HOSPITALIZATION INS.	4800	46200		39800	6400	91.6	86.1	2,781-	6.0-
	UNEMPLOYMENT BENEFITS	4900	500			500	91.6		500-	100.0-
	WORKMAN'S COMPENSATION	4910	3292		3292		91.6	100.0	299	9.0
5922	EMPLOYEE BENEFITS		93034		77635	15399	91.6	83.4	8,341-	8.9-
18557	PERSONAL SERVICES		276974		226862	50112	91.6	81.9	29,488-	10.6-
	OFFICE SUPPLIES									
	PAPER	5003								
	PRINTED FORMS	5005								
73	OTHER EXPENDABLE OFF.S	5010	2400	30	2225	145	91.6	92.7	27	1.1
33	MINOR OFFICE EQUIP/FUR	5020	600		433	167	91.6	72.1	127-	21.1-
	SUBSCRIPTIONS,MAGS,MAP	5050								
	BOOKS	5070								
	COMPUTER SUPPLIES	5080								
106	OFFICE SUPPLIES		3000	30	2658	312	91.6	88.6	100-	3.3-
	OPERATING SUPPLIES									
	CLEANING/JANITORIAL SP	5100	2450	80	1868	502	91.6	76.2	412-	16.8-
	HOUSEHOLD SUPPLIES	5110	400			400	91.6		400-	100.0-
	MEDICAL SUPPLIES	5120	300			300	91.6		300-	100.0-
	CHEMICALS	5130								
185	DIESEL FUEL-GENERATORS	5257	1800		465	1335	91.6	25.8	1,292-	71.7-
	WEARING APPAREL	5355								
	HAND TOOLS	5450								
	MINOR EQUIPMENT	5460								
	OTHER OPERATING MATL/S	5590	500		429	71	91.6	85.8	32-	6.4-
185	OPERATING SUPPLIES		5450	80	2762	2608	91.6	50.6	2,436-	44.6-
	REPAIR & MAINTENANCE SP									
	BUILDING MATERIALS & S	5600	500		46	454	91.6	9.2	449-	89.8-
	ELECTRICAL SUPPLIES	5605	550			550	91.6		550-	100.0-
	PLUMBING SUPPLIES	5610	100		45	55	91.6	45.0	50-	50.0-

	PAINT AND PAINTING SPL	5650	500			500	91.6		500-	100.0-
	COMMUNICATION REPAIR P	5750								
	REPAIR & MAINTENANCE		1650		91	1559	91.6	5.5	1,550-	93.9-
292	SUPPLIES AND EXPENSES		10100	110	5511	4479	91.6	54.5	4,088-	40.4-
	PROFESSIONAL SERVICES									
200	OTHER PROFESSIONAL SER	6049	6850		6669	181	91.6	97.3	425	6.2
200	PROFESSIONAL SERVICE		6850		6669	181	91.6	97.3	425	6.2
	COMMUNICATIONS									
488	TELEPHONE AND TELEGRAP	6060	5000		4557	443	91.6	91.1	28-	.5-
	POSTAGE	6070								
488	COMMUNICATIONS		5000		4557	443	91.6	91.1	28-	.5-
	TRANSPORTATION									
	FREIGHT	6120								
	MESSENGER/EXPRESS SERV	6130								
	TRANSPORTATION									
	UTILITIES									
60	ELECTRICITY	6305	800		662	138	91.6	82.7	77-	9.6-
60	UTILITIES		800		662	138	91.6	82.7	77-	9.6-
	REPR/MAINT-OUTSIDE LABO									
	DISASTER REPAIRS	6351	14755	14,755			91.6		14,755-	100.0-
	OFFICE EQUIPMENT R&M	6365								
	HOUSEHOLD EQUIPMENT R&	6370								
	FIXED EQUIPMENT R&M	6380								
	MINOR EQUIPMENT R&M	6382								
	COMMUNICATION EQ. R&M	6390								
	DISINFECT./EXTERMINATI	6394	1500		880	620	91.6	58.6	540-	36.0-
	REPR/MAINT-OUTSIDE L		16255	14,755	880	620	91.6	5.4	15,295-	94.0-
	RENTALS									
	OFFICE EQUIPMENT RENT	6410								
	UNIFORM RENT	6430	450			450	91.6		450-	100.0-
96	MOP-MAT-RAG RENT	6435	1900		1157	743	91.6	60.8	637-	33.5-
96	RENTALS		2350		1157	1193	91.6	49.2	1,087-	46.2-
	OTHER SERVICES & CHARGE									
	REGISTRATION FEE/TUITI	6845								
	LAUNDRY	6850								
	OTHER SERVICES & CHA									
844	OTHER SERVICES & CHAR		31255	14,755	13924	2576	91.6	44.5	16,065-	51.3-
	BUILDING/BLD IMPROVEMEN									
	BUILDINGS	7100								
	PUB.SERV./SANITA.BLDG	7100 18								

	BUILDINGS									
	BUILDING IMPROVEMENTS 7150									
	AUTOMATED FUEL CTR-BA 7150 03									
	BUILDING IMPROVEMEN									
	BUILDING/BLD IMPROVE									
	MACHINERY AND EQUIPMENT									
	HOUSEHOLD FURN/EQUIP. 7320									
	OFFICE FURN/EQUIP. 7325									
	DATA PROCESSING EQUIP. 7327									
	FUEL FAC.SOFTWARE/EQ 7328									
	MACHINERY AND EQUIPM									
	CAPITAL OUTLAY									
19694	EXPENDITURES	318329	14,865	246297	57167	91.6	77.3	49,641-	15.5-

001206 - GENERAL FUND-DRAINAGE DIV.

CITY OF HATTIESBURG
EXPENDITURE REPORT
ALL FUNDS
11 Months Ending 08/31/17

THIS MONTH ACTUAL		OBJ/SUB	ANNUAL BUDGET	OPEN PO & CONTRACTS	YTD ACTUAL	REMAINING BALANCE	PERCENT PLAN	PERCENT ACTUAL	....PROJECTED.... OVER/UNDER	%
	SALARIES									
8026	REGULAR WAGES	4000	105582		87710	17872	91.6	83.0	9,898-	9.3-
	DISASTER RECOVERY WAGE	4010			464	464-			506	
23	OVERTIME	4300	3000		1019	1981	91.6	33.9	1,888-	62.9-
	DISASTER RECOVERY OVER	4310			30	30-			32	
8048	SALARIES		108582		89223	19359	91.6	82.1	11,247-	10.3-
	EMPLOYEE BENEFITS									
1268	STATE RETIREMENT	4600	17102		14053	3049	91.6	82.1	1,772-	10.3-
614	F.I.C.A. TAXES	4700	9936		6784	3152	91.6	68.2	2,535-	25.5-
1998	HOSPITALIZATION INS.	4800	26400		23098	3303	91.6	87.4	1,202-	4.5-
	UNEMPLOYMENT BENEFITS	4900	500			500	91.6		500-	100.0-
	WORKMAN'S COMPENSATION	4910	14114		14114		91.6	100.0	1,283	9.0
3879	EMPLOYEE BENEFITS		68052		58049	10003	91.6	85.3	4,725-	6.9-
11928	PERSONAL SERVICES		176634		147271	29363	91.6	83.3	15,974-	9.0-
	OPERATING SUPPLIES									
	CHEMICALS	5130	500			500	91.6		500-	100.0-
242	GAS AND OIL	5250	4000		2939	1061	91.6	73.4	793-	19.8-
	LUBRICANTS	5255								
	DIESEL FUEL	5257	500			500	91.6		500-	100.0-
760	WEARING APPAREL	5355	1465		1462	3	91.6	99.7	129	8.8
	CONCRETE, CEMENT, ETC.	5405	19035		17705	1330	91.6	93.0	279	1.4
573	BRICK,STONE,MORTAR,ETC	5410	1400		573	827	91.6	40.9	774-	55.2-
	SAND,CLAY,GRVL,FILL DI	5415	2500			2500	91.6		2,500-	100.0-
210	DRAINAGE PIPE & CULVER	5420	22000		19428	2572	91.6	88.3	805-	3.6-
	HORT./LANDSCAPING SPLY	5440								
	HAND TOOLS	5450	1000		88	912	91.6	8.8	904-	90.4-
	MINOR EQUIPMENT	5460	1400		655	745	91.6	46.7	686-	49.0-
380	OTHER OPERATING MATL/S	5590	1200	8	807	385	91.6	67.2	319-	26.5-
	OTHER OPER.MATL-BROWNS	5591								
2166	OPERATING SUPPLIES		55000	8	43657	11335	91.6	79.3	7,374-	13.4-
	REPAIR & MAINTENANCE SP									
	STRUCTURAL STEEL & IRO	5620								
124	MTR VEHICLE REP. PTS/S	5700	8800	128	525	8147	91.6	5.9	8,227-	93.4-
	COMMUNICATION REPAIR P	5750								
124	REPAIR & MAINTENANCE		8800	128	525	8147	91.6	5.9	8,227-	93.4-
2290	SUPPLIES AND EXPENSES		63800	136	44182	19482	91.6	69.2	15,602-	24.4-

	PROFESSIONAL SERVICES									
	CONSULTANT SERV-BROWNS	6020								
	OTHER PROFESSIONAL SER	6049	44703		44702	1	91.6	99.9	4,062	9.0
	PROFESSIONAL SERVICE		44703		44702	1	91.6	99.9	4,062	9.0
	TRANSPORTATION									
	TRVL EXP-BROWNSFIELD P	6116								
	FREIGHT	6120								
	TRANSPORTATION									
	ADVERTISING									
	ADVERTISING	6150								
	ADVERTISING									
	INSURANCE									
	AUTOMOBILE INSURANCE	6265								
	INSURANCE									
	UTILITIES									
	ELECTRICITY	6305								
	UTILITIES									
	REPR/MAINT-OUTSIDE LABO									
3245	STREETS & STRUCTURES R	6360	180597		170075	10522	91.6	94.1	4,939	2.7
	MOTOR VEHICLE EQ. R&M	6384	5000		846	4154	91.6	16.9	4,077-	81.5-
	COMMUNICATION EQ. R&M	6390								
	TOW IN CHARGES	6398	700		600	100	91.6	85.7	46-	6.5-
3245	REPR/MAINT-OUTSIDE L		186297		171521	14776	91.6	92.0	816	.4
	RENTALS									
	MACHINERY RENT	6420								
	UNIFORM RENT	6430	300			300	91.6		300-	100.0-
	RENTALS		300			300	91.6		300-	100.0-
	OTHER SERVICES & CHARGE									
	SERVICES NOT SPECIFIED	6999								
	OTHER SERVICES & CHA									
3245	OTHER SERVICES & CHAR		231300		216224	15076	91.6	93.4	4,580	1.9
	LAND									
	LAND	7000								
	EASEMENTS	7010								
	LAND									
	IMPROVEMENT OTHER THAN									
	DRAINS	7215								
	NRCS EROSION CONTROL	7215 01	818450			818450	91.6		818,450-	100.0-
	GORDONS CREEK MARCH 2	7215 02	623661			623661	91.6		623,661-	100.0-
	DRAINS		1442111			1442111	91.6		1,442,111-	100.0-

	OTHER IMPROVEMENTS	7295									
	MISC. PROJECTS	7296									
	ENVIRON PROJ-KERR MAG	7296	01								
	ENVIRON PROJ-MS TANK	7296	02								
	NCBM-BROWNFIELDS STUD	7296	03								
	ENVIRON PROJ-BROWNSFI	7296	04								
	DEQ-CREEK BANK-RIVER	7296	05								
	CREEK - LILLIE BURNEY	7296	06								
	CREEK - DEPOT BAKERY	7296	07								
	MISC. PROJECTS										
	IMPROVEMENT OTHER TH			1442111			1442111	91.6		1,442,111-	100.0-
	MACHINERY AND EQUIPMENT										
	DP EQUIP-BROWNSFIELD P	7324									
	CONSTRUCTION EQUIPMENT	7345									
	PIPE	7370									
	OTHER EQUIPMENT	7399									
	MACHINERY AND EQUIPM										
	VEHICLES										
	PICK UP TRUCKS	7420									
	DUMP TRUCKS	7440									
	VEHICLES										
	CAPITAL OUTLAY			1442111			1442111	91.6		1,442,111-	100.0-
17463	EXPENDITURES			1913845	136	407677	1506032	91.6	21.3	1,469,107-	76.7-

001207 - GENERAL FUND-CONSTRUCTION

CITY OF HATTIESBURG
EXPENDITURE REPORT
ALL FUNDS
11 Months Ending 08/31/17

THIS MONTH ACTUAL		OBJ/SUB	ANNUAL BUDGET	OPEN PO & CONTRACTS	YTD ACTUAL	REMAINING BALANCE	PERCENT PLAN	PERCENT ACTUAL	....PROJECTED.... OVER/UNDER	%
	SALARIES									
35447	REGULAR WAGES	4000	460728		400806	59922	91.6	86.9	23,485-	5.0-
	DISASTER RECOVERY WAGE	4010			6299	6299-			6,871	
37	OVERTIME	4300	13500		11460	2040	91.6	84.8	998-	7.3-
	DISASTER RECOVERY OVER	4310			1804	1804-			1,968	
35484	SALARIES		474228		420368	53860	91.6	88.6	15,644-	3.2-
	EMPLOYEE BENEFITS									
5589	STATE RETIREMENT	4600	74668		66208	8460	91.6	88.6	2,441-	3.2-
2605	F.I.C.A. TAXES	4700	35492		30960	4532	91.6	87.2	1,718-	4.8-
7503	HOSPITALIZATION INS.	4800	105600		92908	12693	91.6	87.9	4,245-	4.0-
	UNEMPLOYMENT BENEFITS	4900	500			500	91.6		500-	100.0-
	WORKMAN'S COMPENSATION	4910	83255		83255		91.6	100.0	7,568	9.0
15696	EMPLOYEE BENEFITS		299515		273331	26184	91.6	91.2	1,335-	.4-
51180	PERSONAL SERVICES		773743		693699	80044	91.6	89.6	16,981-	2.1-
	OFFICE SUPPLIES									
	PAPER	5003								
	PRINTED FORMS	5005								
	OTHER EXPENDABLE OFF.S	5010								
	MINOR OFFICE EQUIP/FUR	5020	3000		200	2800	91.6	6.6	2,781-	92.7-
	SUBSCRIPTIONS,MAGS,MAP	5050								
	BOOKS	5070	150			150	91.6		150-	100.0-
	OFFICE SUPPLIES		3150		200	2950	91.6	6.3	2,931-	93.0-
	OPERATING SUPPLIES									
	CLEANING/JANITORIAL SP	5100								
	CHEMICALS	5130								
1557	GAS AND OIL	5250	23150		17217	5933	91.6	74.3	4,367-	18.8-
	LUBRICANTS	5255	400			400	91.6		400-	100.0-
71	DIESEL FUEL	5257	1200		338	862	91.6	28.1	831-	69.2-
	WEARING APPAREL	5355	750		144	606	91.6	19.2	592-	78.9-
134	CONCRETE, CEMENT, ETC.	5405	1100		134	966	91.6	12.1	953-	86.6-
	SAND,CLAY,GRVL,FILL DI	5415								
	DRAINAGE PIPE & CULVER	5420								
	HORT./LANDSCAPING SPLY	5440								
1248	HAND TOOLS	5450	8800	1,528	2179	5093	91.6	24.7	6,422-	72.9-
	MINOR EQUIPMENT	5460	7200		5779	1421	91.6	80.2	895-	12.4-
	TRAFFIC SIGNS	5545								
93	OTHER OPERATING MATL/S	5590	6600	160	6235	205	91.6	94.4	201	3.0
3103	OPERATING SUPPLIES		49200	1,688	32027	15485	91.6	65.0	14,262-	28.9-

	REPAIR & MAINTENANCE SP									
12200	BUILDING MATERIALS & S	5600	17400		29033	11633-	91.6	166.8	14,272	82.0
53	ELECTRICAL SUPPLIES	5605	9500		9439	61	91.6	99.3	797	8.3
55	PLUMBING SUPPLIES	5610	3000		2592	408	91.6	86.4	172-	5.7-
	STRUCTURAL STEEL & IRO	5620	750			750	91.6		750-	100.0-
	PAINT AND PAINTING SPL	5650	1300		1240	60	91.6	95.3	52	4.0
520	MTR VEHICLE REP. PTS/S	5700	8800	1,190	6856	754	91.6	77.9	1,320-	15.0-
	GENERATOR REP. PTS/SPL	5705								
	COMMUNICATION REPAIR P	5750	1000			1000	91.6		1,000-	100.0-
	AGRICLTRL REPAIR PTS/S	5755	500			500	91.6		500-	100.0-
	EXPENDABLE WELDING SPL	5770								
476	OTHER REPAIR/MAINT. SP	5990	24900	2,435	1174	21291	91.6	4.7	23,619-	94.8-
13305	REPAIR & MAINTENANCE		67150	3,625	50335	13189	91.6	74.9	12,239-	18.2-
	REPR PARTS/SUPPLIES									
	REPR/MAINT SPL-EATON S	5991 01								
	REPR/MAINT SPL-DOWNTOW	5991 02	28000	720	1689	25591	91.6	6.0	26,158-	93.4-
	DISASTER REPAIR SUPPLI	5995	100		90	10	91.6	90.0	1-	1.0-
	8/29/05-HURRICANE KAT	5995 01								
	9/1/08-HURRICANE GUST	5995 02								
	DISASTER REPAIR SUP		100		90	10	91.6	90.0	1-	1.0-
	8/29/05 STORM SUPPLIES	5996								
	8/29 CHEMICALS PW8226	5996 01								
	8/29 ALLIED BLD PW340	5996 02								
	8/29/05 STORM SUPPL									
	REPR PARTS/SUPPLIES		28100	720	1779	25601	91.6	6.3	26,159-	93.0-
16408	SUPPLIES AND EXPENSES		147600	6,033	84342	57225	91.6	57.1	55,590-	37.6-
	PROFESSIONAL SERVICES									
	DEMOLITION	6013								
	ENGINEERING	6015								
	PROFESSIONAL SERVICE									
	COMMUNICATIONS									
120	TELEPHONE AND TELEGRAP	6060	2200		1155	1045	91.6	52.5	940-	42.7-
120	COMMUNICATIONS		2200		1155	1045	91.6	52.5	940-	42.7-
	TRANSPORTATION									
	TRAVEL EXPENSE	6110	1000		25-	1025	91.6	2.5	972-	97.2-
	FREIGHT	6120								
	TRANSPORTATION		1000		25-	1025	91.6	2.5	972-	97.2-
	ADVERTISING									
	ADVERTISING	6150								
	ADVERTISING									
	INSURANCE									
	AUTOMOBILE INSURANCE	6265								

	INSURANCE									
	UTILITIES									
	GAS	6300								
123	ELECTRICITY	6305	11000		8927	2073	91.6	81.1	1,262-	11.4-
123	UTILITIES		11000		8927	2073	91.6	81.1	1,262-	11.4-
	REPR/MAINT-OUTSIDE LABO									
	8/29/05 FACILITY REPRS	6351								
	8/29 TEMP ROOFS PW733	6351 01								
	8/29 ZOO ED CTR PW342	6351 02								
	8/29 AIRPORT PW2275	6351 03								
	8/29 ZOO GAZEBO PW194	6351 04								
	8/29 TRAIN DEP.PW1166	6351 05								
	8/29 BURGR ROOF PW510	6351 06								
	8/29 AIRPORT PW6184	6351 07								
	8/29 P&F TRNG PW5158	6351 08								
	8/29 MAIN ROOF PW4465	6351 09								
	8/29 CONCESS RF PW447	6351 10								
	8/29 P&F TRNG PW5136	6351 11								
	8/29 SEWERS PW220	6351 12								
	8/29 WATER PW6379	6351 13								
	8/29 PLT 2 PW3427	6351 14								
	8/29 HPD PW474	6351 15								
	8/29 FIRE STA PW8294	6351 16								
	8/29 DAHMER PW1298	6351 17								
	8/29 DAHMER PW738	6351 18								
	8/29 DAHMER PW1269	6351 19								
	8/29 FIRE STA#8 PW444	6351 20								
	8/29 SOFTBALL PW736	6351 21								
	8/29 CAMERON FL PW730	6351 22								
	8/29 GARDEN CTR PW176	6351 23								
	8/29 AIRPORT PW3411	6351 24								
	8/29 AIRPORT PW3459	6351 25								
	8/29 CITY HALL PW1325	6351 26								
	8/29 LAGOON PW712	6351 27								
	8/29 TIMBERTON PW719	6351 28								
	8/29 HIGHLAND PW717	6351 29								
	8/29 TENNIS ROOF PW72	6351 30								
	8/29 AVIARY EXH PW742	6351 31								
	8/29 P&F ACA RF PW419	6351 32								
	8/29 COMPUTER6259/512	6351 33								
	8/29 WTR/SWR PW5492	6351 34								
	8/29 ROOF5492/295/117	6351 35								
	8/29 SPILLWAY PW7763	6351 36								
	8/29 PUB SER FAC PW48	6351 37								
	8/29 TRAF/CONST PW790	6351 38								
	8/29 CUL CTR RF PW332	6351 39								
	8/29/05 FACILITY RE									
	8/29/05 STORM REPAIRS	6353								
	8/29/05 INFRAST REPRS	6354								

	8/29 TREE HAZ PW4667	6354 01								
	8/29 ROE PW 4667	6354 02								
	8/29 TRAFFIC SIGNS,SI	6354 03								
	8/29 NRCS DITCH CLEAR	6354 04								
	8/29 STREET REPAIRS	6354 05								
	8/29 LAGOON REPR WORK	6354 06								
	8/29 DEBRIS REMOVAL	6354 07								
	8/29 EMER SIGN INV &	6354 08								
	8/29 ROAD ASSESS & EN	6354 09								
	8/29 TRAF SIGNS PW508	6354 10								
	8/29 GENERATRS PW225-	6354 11								
	8/29 GENERATORS PW701	6354 12								
	8/29 BANK STABL PWXXX	6354 13								
---			---	---	---	---	---	---	---	---
	8/29/05 INFRAST REP									
	STREETS & STRUCTURES R	6360								
	OFFICE EQUIPMENT R&M	6365								
	MINOR EQUIPMENT R&M	6382								
	GENERATOR R&M	6383	63000		62937	63	91.6	99.9	5,658	8.9
	MOTOR VEHICLE EQ. R&M	6384	4600		4595	5	91.6	99.8	412	8.9
	AGRICULTURAL EQ. R&M	6387								
	COMMUNICATION EQ. R&M	6390	400			400	91.6		400-	100.0-
	DOWNTOWN LIGHTS R&M	6391	4432			4432	91.6		4,432-	100.0-
	DISINFECT./EXTERMINATI	6394	200			200	91.6		200-	100.0-
	REPRS/MAINT-EATON SCHL	6395								
	TOW IN CHARGES	6398	200			200	91.6		200-	100.0-
	OTHER REPAIRS AND MAIN	6399	800		147	653	91.6	18.3	639-	79.8-
---			---	---	---	---	---	---	---	---
	REPR/MAINT-OUTSIDE L		73632		67679	5953	91.6	91.9	199	.2
	RENTALS									
	LAND RENT	6400								
	MACHINERY RENT	6420								
	CYLINDER RENT	6425	550			550	91.6		550-	100.0-
592	UNIFORM RENT	6430	3350		592	2758	91.6	17.6	2,704-	80.7-
	OTHER RENT	6449	200			200	91.6		200-	100.0-
---			---	---	---	---	---	---	---	---
592	RENTALS		4100		592	3508	91.6	14.4	3,454-	84.2-
	OTHER SERVICES & CHARGE									
	DUES AND MEMBERSHIPS	6840								
	REGISTRATION FEE/TUITI	6845								
	SERVICES NOT SPECIFIED	6999								
---			---	---	---	---	---	---	---	---
	OTHER SERVICES & CHA									
---			---	---	---	---	---	---	---	---
836	OTHER SERVICES & CHAR		91932		78329	13603	91.6	85.2	6,482-	7.0-
	LAND									
	EASEMENTS	7010								
---			---	---	---	---	---	---	---	---
	LAND									
	BUILDING/BLD IMPROVEMEN									
	BUILDINGS	7100								

	4TH ST EMP MED CLINIC	7100 01								
	EUREKA SCHOOL	7100 03								
	BURGER BUILDING	7100 04								
	SAFE ROOMS-MEMA GRANT	7100 25								
	BUILDINGS									
	BUILDING IMPROVEMENTS	7150								
	STORAGE BUILDING	7150 33								
	EATON SCHL ROOF/CLG P	7150 38	39740		39740		91.6	100.0	3,612	9.0
	BUILDING IMPROVEMEN		39740		39740		91.6	100.0	3,612	9.0
	BUILDING/BLD IMPROVE		39740		39740		91.6	100.0	3,612	9.0
	IMPROVEMENT OTHER THAN									
	DRAINS	7215								
	OTHER IMPROVEMENTS	7295								
	EAST JERUSALEM COMM C	7295 07								
	OTHER IMPROVEMENTS									
	IMPROVEMENT OTHER TH									
	MACHINERY AND EQUIPMENT									
	8/29/05 STORM EQUIP	7302								
	OFFICE FURN/EQUIP.	7325								
	DATA PROCESSING EQUIP.	7327								
	AGRICULTURAL EQUIPMENT	7335								
	CONSTRUCTION EQUIPMENT	7345								
	COMMUNICATION EQUIPMEN	7355								
	PIPE	7370								
	OTHER EQUIPMENT	7399								
	MACHINERY AND EQUIPM									
	VEHICLES									
	AUTOMOBILES	7400								
	PICK UP TRUCKS	7420								
	DUMP TRUCKS	7440								
	VEHICLES									
	CAPITAL OUTLAY		39740		39740		91.6	100.0	3,612	9.0
68424	EXPENDITURES		1053015	6,033	896110	150872	91.6	85.0	75,441-	7.1-

001220 - GENERAL FUND-SANITATION DIV.

CITY OF HATTIESBURG
EXPENDITURE REPORT
ALL FUNDS
11 Months Ending 08/31/17

THIS MONTH ACTUAL		OBJ/SUB	ANNUAL BUDGET	OPEN PO & CONTRACTS	YTD ACTUAL	REMAINING BALANCE	PERCENT PLAN	PERCENT ACTUAL	....PROJECTED.... OVER/UNDER	%
	SALARIES									
59283	REGULAR WAGES	4000	883253		710594	172659	91.6	80.4	108,059-	12.2-
	DISASTER RECOVERY WAGE	4010			19149	19149-			20,889	
3187	OVERTIME	4300	35000		21256	13744	91.6	60.7	11,811-	33.7-
	DISASTER RECOVERY OVER	4310			10928	10928-			11,922	
62470	SALARIES		918253		761928	156325	91.6	82.9	87,058-	9.4-
	EMPLOYEE BENEFITS									
9839	STATE RETIREMENT	4600	153558		120004	33554	91.6	78.1	22,644-	14.7-
4713	F.I.C.A. TAXES	4700	74585		57349	17236	91.6	76.8	12,023-	16.1-
25000	HOSPITALIZATION INS.	4800	250800		222700	28100	91.6	88.7	7,854-	3.1-
	UNEMPLOYMENT BENEFITS	4900	1000			1000	91.6		1,000-	100.0-
	WORKMAN'S COMPENSATION	4910	173676		173675	1	91.6	99.9	15,787	9.0
39552	EMPLOYEE BENEFITS		653619		573728	79891	91.6	87.7	27,733-	4.2-
102022	PERSONAL SERVICES		1571872		1335655	236217	91.6	84.9	114,793-	7.3-
	OFFICE SUPPLIES									
1739	OTHER EXPENDABLE OFF.S	5010	2600		2530	70	91.6	97.3	160	6.1
	MINOR OFFICE EQUIP/FUR	5020	500		243	257	91.6	48.6	234-	46.8-
	BOOKS	5070								
1739	OFFICE SUPPLIES		3100		2774	326	91.6	89.4	73-	2.3-
	OPERATING SUPPLIES									
472	CLEANING/JANITORIAL SP	5100	1750		1034	717	91.6	59.0	622-	35.5-
	HOUSEHOLD SUPPLIES	5110								
	FOOD	5115								
	MEDICAL SUPPLIES	5120								
4006	CHEMICALS	5130	20000	4,095	15813	92	91.6	79.0	2,750-	13.7-
708	GAS AND OIL	5250	21300		11991	9309	91.6	56.2	8,218-	38.5-
	NATURAL GAS FUEL	5252								
	LUBRICANTS	5255	300			300	91.6		300-	100.0-
8798	DIESEL FUEL	5257	114470		108488	5982	91.6	94.7	3,880	3.3
	DIESEL FUEL-RECYCLING	5257 01								
1787	WEARING APPAREL	5355	1900		1892	8	91.6	99.5	164	8.6
	CONCRETE, CEMENT, ETC.	5405								
	HORT./LANDSCAPING SPLY	5440								
	HAND TOOLS	5450	1000		901	99	91.6	90.1	17-	1.7-
	MINOR EQUIPMENT	5460	4000		2525	1475	91.6	63.1	1,246-	31.1-
329	OTHER OPERATING MATL/S	5590	5200	52	5007	141	91.6	96.2	262	5.0
697	OTHER OPERATING SPLY-R	5590 01	2920		697	2223	91.6	23.8	2,159-	73.9-
16795	OPERATING SUPPLIES		172840	4,147	148346	20347	91.6	85.8	11,008-	6.3-

	REPAIR & MAINTENANCE SP									
617	BUILDING MATERIALS & S	5600	1000		674	326	91.6	67.4	264-	26.4-
	ELECTRICAL SUPPLIES	5605	300			300	91.6		300-	100.0-
	PLUMBING SUPPLIES	5610								
	STRUCTURAL STEEL & IRO	5620								
	PAINT AND PAINTING SPL	5650								
8441	MTR VEHICLE REP. PTS/S	5700	114456	2,349	110700	1407	91.6	96.7	6,307	5.5
	COMMUNICATION REPAIR P	5750	200			200	91.6		200-	100.0-
	EXPENDABLE WELDING SPL	5770								
	MINOR COMPUTER EQUIP.	5800								
	OTHER REPAIR/MAINT. SP	5990								
9058	REPAIR & MAINTENANCE		115956	2,349	111374	2233	91.6	96.0	5,542	4.7
27593	SUPPLIES AND EXPENSES		291896	6,496	262493	22907	91.6	89.9	5,540-	1.8-
	PROFESSIONAL SERVICES									
	ENGINEERING	6015								
	CONSULTANT SERV/SURVEY	6020								
	OTHER PROFESSIONAL SER	6049	7650		6277	1373	91.6	82.0	802-	10.4-
	PROFESSIONAL SERVICE		7650		6277	1373	91.6	82.0	802-	10.4-
	COMMUNICATIONS									
	TELEPHONE AND TELEGRAP	6060								
	POSTAGE	6070								
	COMMUNICATIONS									
	TRANSPORTATION									
	TRAVEL EXPENSE	6110			20-	20			21	
526	FREIGHT	6120	3005	320	2515	171	91.6	83.6	261-	8.6-
526	TRANSPORTATION		3005	320	2495	191	91.6	83.0	283-	9.4-
	ADVERTISING									
	ADVERTISING	6150	200			200-	91.6		200-	100.0-
407	ADVERTISING-RECYCLING	6150 01	10345	484	8996	865	91.6	86.9	531-	5.1-
407	ADVERTISING		10145	484	8996	665	91.6	88.6	331-	3.2-
	PRINTING AND BINDING									
	FILM PROCESSING	6240								
	PRINTING AND BINDING									
	INSURANCE									
	PUBLIC LIAB/PROPERTY D	6255								
	AUTOMOBILE INSURANCE	6265								
	INSURANCE									
	UTILITIES									
519	ELECTRICITY	6305	7000		4928	2072	91.6	70.4	1,624-	23.2-
	WATER	6315								
519	UTILITIES		7000		4928	2072	91.6	70.4	1,624-	23.2-
	REPR/MAINT-OUTSIDE LABO									

	PLUMBING EQUIPMENT R&M	6357								
	OFFICE EQUIPMENT R&M	6365								
	FIXED EQUIPMENT R&M	6380	1000			1000	91.6		1,000-	100.0-
	MINOR EQUIPMENT R&M	6382	2800			2800	91.6		2,800-	100.0-
8256	MOTOR VEHICLE EQ. R&M	6384	78500	8,007	61074	9419	91.6	77.8	11,873-	15.1-
	COMMUNICATION EQ. R&M	6390								
	DISINFECT./EXTERMINATI	6394	50		50		91.6	100.0	4	8.0
	TOW IN CHARGES	6398	2400		2240	160	91.6	93.3	43	1.7
	OTHER REPAIRS AND MAIN	6399	2300		2240	60	91.6	97.3	143	6.2
8256	REPR/MAINT-OUTSIDE L		87050	8,007	65604	13439	91.6	75.3	15,482-	17.7-
	RENTALS									
	LAND RENT	6400								
1330	UNIFORM RENT	6430	10600		10270	330	91.6	96.8	603	5.6
100	MOP-MAT-RAG RENT	6435	1200		1120	80	91.6	93.3	21	1.7
1430	RENTALS		11800		11390	410	91.6	96.5	626	5.3
	OTHER SERVICES & CHARGE									
90163	TIPPING FEES	6880	803500		751400	52100	91.6	93.5	16,209	2.0
5161	TIPPING/DISPOSAL OTHER	6885	201800		166410	35390	91.6	82.4	20,261-	10.0-
1131	RECYCLING FEES	6890	6800		6411	389	91.6	94.2	193	2.8
72	SERVICES NOT SPECIFIED	6999	1800		139	1661	91.6	7.7	1,648-	91.5-
96527	OTHER SERVICES & CHA		1013900		924360	89540	91.6	91.1	5,507-	.5-
107664	OTHER SERVICES & CHAR		1140550	8,811	1024050	107690	91.6	89.7	23,404-	2.0-
	LAND									
	LEASEHOLDS	7020								
	LAND									
	BUILDING/BLD IMPROVEMEN									
	BUILDINGS	7100								
	PUB.SERV./SANITA.BLDG	7100 18								
	BUILDINGS									
	BUILDING IMPROVEMENTS	7150								
	PUB.SERV./SANITA.BLDG	7150 38								
	BUILDING IMPROVEMEN									
	BUILDING/BLD IMPROVE									
	IMPROVEMENT OTHER THAN									
	OTHER IMPROVEMENTS	7295								
	IMPROVEMENT OTHER TH									
	MACHINERY AND EQUIPMENT									
	OFFICE FURN/EQUIP.	7325								
	PLANT EQUIPMENT	7340								
	COMMUNICATION EQUIPMEN	7355								
	OTHER EQUIPMENT	7399								
	OTHER EQUIPMENT-RECYCL	7399 01								

	MACHINERY AND EQUIPM									
	VEHICLES									
	PICK UP TRUCKS	7420								
	HEAVY TRUCKS	7430								
	SANITATION TRUCKS	7460								
	VEHICLES									
	CAPITAL OUTLAY									
237279	EXPENDITURES		3004318	15,307	2622198	366813	91.6	87.2	143,738-	4.7-

001221 - GENERAL FUND-STREET CLEANING

CITY OF HATTIESBURG
EXPENDITURE REPORT
ALL FUNDS
11 Months Ending 08/31/17

THIS MONTH ACTUAL		OBJ/SUB	ANNUAL BUDGET	OPEN PO & CONTRACTS	YTD ACTUAL	REMAINING BALANCE	PERCENT PLAN	PERCENT ACTUAL	....PROJECTED.... OVER/UNDER	%
	SALARIES									
4008	REGULAR WAGES	4000	52104		46096	6008	91.6	88.4	1,818-	3.4-
	DISASTER RECOVERY WAGE	4010								
375	OVERTIME	4300	3000		707	2293	91.6	23.5	2,228-	74.2-
	DISASTER RECOVERY OVER	4310								
4383	SALARIES		55104		46803	8301	91.6	84.9	4,046-	7.3-
	EMPLOYEE BENEFITS									
690	STATE RETIREMENT	4600	8679		7371	1308	91.6	84.9	637-	7.3-
335	F.I.C.A. TAXES	4700	4215		3572	643	91.6	84.7	318-	7.5-
1000	HOSPITALIZATION INS.	4800	13200		12000	1200	91.6	90.9	109-	.8-
	UNEMPLOYMENT BENEFITS	4900	500			500	91.6		500-	100.0-
	WORKMAN'S COMPENSATION	4910	4214		4214		91.6	100.0	383	9.0
2025	EMPLOYEE BENEFITS		30808		27157	3651	91.6	88.1	1,182-	3.8-
6408	PERSONAL SERVICES		85912		73960	11952	91.6	86.0	5,228-	6.0-
	OPERATING SUPPLIES									
	GAS AND OIL	5250								
	LUBRICANTS	5255								
1461	DIESEL FUEL	5257	5900		5888	12	91.6	99.7	523	8.8
	WEARING APPAREL	5355								
	HAND TOOLS	5450								
	MINOR EQUIPMENT	5460	4600		4584	16	91.6	99.6	400	8.6
	OTHER OPERATING MATL/S	5590	4000		3396	604	91.6	84.9	295-	7.3-
1461	OPERATING SUPPLIES		14500		13868	632	91.6	95.6	628	4.3
	REPAIR & MAINTENANCE SP									
	PAINT AND PAINTING SPL	5650								
	MTR VEHICLE REP. PTS/S	5700	7200	2,468	4090	643	91.6	56.8	2,738-	38.0-
	REPAIR & MAINTENANCE		7200	2,468	4090	643	91.6	56.8	2,738-	38.0-
1461	SUPPLIES AND EXPENSES		21700	2,468	17957	1275	91.6	82.7	2,110-	9.7-
	TRANSPORTATION									
130	FREIGHT	6120	350		316	34	91.6	90.2	5-	1.4-
130	TRANSPORTATION		350		316	34	91.6	90.2	5-	1.4-
	ADVERTISING									
	ADVERTISING	6150								
	ADVERTISING									

	INSURANCE									
	PUBLIC LIAB/PROPERTY D	6255								
	AUTOMOBILE INSURANCE	6265								
	INSURANCE									
	REPR/MAINT-OUTSIDE LABO									
	MOTOR VEHICLE EQ. R&M	6384	850	12	372	466	91.6	43.7	444-	52.2-
	COMMUNICATION EQ. R&M	6390								
	TOW IN CHARGES	6398	500		350	150	91.6	70.0	118-	23.6-
	REPR/MAINT-OUTSIDE L		1350	12	722	616	91.6	53.4	562-	41.6-
	RENTALS									
	UNIFORM RENT	6430	900			900	91.6		900-	100.0-
	RENTALS		900			900	91.6		900-	100.0-
	OTHER SERVICES & CHARGE									
	SERVICES NOT SPECIFIED	6999								
	OTHER SERVICES & CHA									
130	OTHER SERVICES & CHAR		2600	12	1038	1550	91.6	39.9	1,467-	56.4-
	BUILDING/BLD IMPROVEMEN									
	BUILDINGS	7100								
	PUB.SERV./SANITA.BLDG	7100 18								
	BUILDINGS									
	BUILDING/BLD IMPROVE									
	VEHICLES									
	PICK UP TRUCKS	7420								
	HEAVY TRUCKS	7430								
	SPECIAL TRUCKS	7450								
	VEHICLES									
	CAPITAL OUTLAY									
7999	EXPENDITURES		110212	2,480	92955	14777	91.6	84.3	8,806-	7.9-

001250 - GENERAL FUND-HEALTH DIVISION

CITY OF HATTIESBURG
EXPENDITURE REPORT
ALL FUNDS
11 Months Ending 08/31/17

THIS MONTH ACTUAL		OBJ/SUB	ANNUAL BUDGET	OPEN PO & CONTRACTS	YTD ACTUAL	REMAINING BALANCE	PERCENT PLAN	PERCENT ACTUAL	....PROJECTED.... OVER/UNDER	%
	SALARIES									
19702	REGULAR WAGES	4000	324506		246956	77550	91.6	76.1	55,100-	16.9-
	DISASTER RECOVERY WAGE	4010			5032	5032-			5,490	
329	OVERTIME	4300	10000		5077	4923	91.6	50.7	4,462-	44.6-
	DISASTER RECOVERY OVER	4310			3764	3764-			4,106	
20031	SALARIES		334506		260828	73678	91.6	77.9	49,966-	14.9-
	EMPLOYEE BENEFITS									
3155	STATE RETIREMENT	4600	49535		41081	8454	91.6	82.9	4,719-	9.5-
1493	F.I.C.A. TAXES	4700	21325		19762	1563	91.6	92.6	233	1.0
10000	HOSPITALIZATION INS.	4800	79200		73300	5900	91.6	92.5	763	.9
	UNEMPLOYMENT BENEFITS	4900	5975		2731	3244	91.6	45.7	2,995-	50.1-
	WORKMAN'S COMPENSATION	4910	27535		27535		91.6	100.0	2,503	9.0
14648	EMPLOYEE BENEFITS		183570		164409	19161	91.6	89.5	4,214-	2.2-
34679	PERSONAL SERVICES		518076		425237	92839	91.6	82.0	54,181-	10.4-
	OFFICE SUPPLIES									
	OTHER EXPENDABLE OFF.S	5010								
	OFFICE SUPPLIES									
	OPERATING SUPPLIES									
	MEDICAL SUPPLIES	5120								
	CHEMICALS	5130	128000	14,450	107964	5586	91.6	84.3	10,221-	7.9-
	CHEMICALS-MOSQUITO GRA	5135								
2332	GAS AND OIL	5250	21000		18701	2299	91.6	89.0	598-	2.8-
	LUBRICANTS	5255								
963	DIESEL FUEL	5257	9000		8117	883	91.6	90.1	145-	1.6-
	OTHER FUEL	5260								
595	WEARING APPAREL	5355	700		646	54	91.6	92.2	4	.5
475	HAND TOOLS	5450	1000		885	115	91.6	88.5	34-	3.4-
	MINOR EQUIPMENT	5460	1400		653	747	91.6	46.6	687-	49.0-
	HAZ.MAT SUP-DOMESTIC P	5466								
306	OTHER OPERATING MATL/S	5590	1700		1683	17	91.6	99.0	136	8.0
4672	OPERATING SUPPLIES		162800	14,450	138648	9702	91.6	85.1	11,547-	7.0-
	REPAIR & MAINTENANCE SP									
	ELECTRICAL SUPPLIES	5605								
	PLUMBING SUPPLIES	5610								
	PAINT AND PAINTING SPL	5650								
157	MTR VEHICLE REP. PTS/S	5700	10550	64	8470	2016	91.6	80.2	1,310-	12.4-
	COMMUNICATION REPAIR P	5750								
	AGRICLTRL REPAIR PTS/S	5755	200			200	91.6		200-	100.0-

157	REPAIR & MAINTENANCE		10750	64	8470	2216	91.6	78.7	1,510-	14.0-
4829	SUPPLIES AND EXPENSES		173550	14,514	147118	11918	91.6	84.7	13,057-	7.5-
	PROFESSIONAL SERVICES									
	OTHER PROFESSIONAL SER	6049								
	PROFESSIONAL SERVICE									
	TRANSPORTATION									
	TRAVEL EXPENSE	6110								
	TRVL EXP-MOSQUITO GRAN	6111								
	FREIGHT	6120								
	TRANSPORTATION									
	ADVERTISING									
	ADVERTISING	6150								
	ADVERTISING									
	PRINTING AND BINDING									
	PRINTING-GRANT RELATED	6202								
	PRINTING AND BINDING									
	INSURANCE									
	PUBLIC LIAB/PROPERTY D	6255								
	AUTOMOBILE INSURANCE	6265								
	INSURANCE									
	REPR/MAINT-OUTSIDE LABO									
	MINOR EQUIPMENT R&M	6382	300			300	91.6		300-	100.0-
242	MOTOR VEHICLE EQ. R&M	6384	2200		1504	696	91.6	68.3	559-	25.4-
	AGRICULTURAL EQ. R&M	6387	400			400	91.6		400-	100.0-
	COMMUNICATION EQ. R&M	6390	400			400	91.6		400-	100.0-
	TOW IN CHARGES	6398	200		40	160	91.6	20.0	156-	78.0-
242	REPR/MAINT-OUTSIDE L		3500		1544	1956	91.6	44.1	1,815-	51.8-
	RENTALS									
1026	UNIFORM RENT	6430	4970		4480	490	91.6	90.1	82-	1.6-
1026	RENTALS		4970		4480	490	91.6	90.1	82-	1.6-
	OTHER SERVICES & CHARGE									
	REGISTRATION FEE/TUITI	6845	230			230	91.6		230-	100.0-
	SERVICES NOT SPECIFIED	6999								
	OTHER SERVICES & CHA		230			230	91.6		230-	100.0-
1269	OTHER SERVICES & CHAR		8700		6024	2676	91.6	69.2	2,128-	24.4-
	MACHINERY AND EQUIPMENT									
	AGRICULTURAL EQUIPMENT	7335								
	EQUIP-MOSQUITO GRANT	7377								
	OTHER EQUIPMENT	7399								

	MACHINERY AND EQUIPM									
	VEHICLES									
	PICK UP TRUCKS	7420								
	DUMP TRUCKS	7440								
	SPECIAL TRUCKS	7450								
	VEHICLES									
	CAPITAL OUTLAY									
40777	EXPENDITURES		700326	14,514	578380	107432	91.6	82.5	69,366-	9.9-

001260 - GENERAL FUND-ANIMAL CONTROL

CITY OF HATTIESBURG
EXPENDITURE REPORT
ALL FUNDS
11 Months Ending 08/31/17

THIS MONTH ACTUAL		OBJ/SUB	ANNUAL BUDGET	OPEN PO & CONTRACTS	YTD ACTUAL	REMAINING BALANCE	PERCENT PLAN	PERCENT ACTUAL	....PROJECTED.... OVER/UNDER	%
	SALARIES									
7573	REGULAR WAGES	4000	101574		78543	23031	91.6	77.3	15,890-	15.6-
	DISASTER RECOVERY WAGE	4010			259	259-			282	
188	OVERTIME	4300	2000		1389	611	91.6	69.4	484-	24.2-
	DISASTER RECOVERY OVER	4310								
7760	SALARIES		103574		80190	23384	91.6	77.4	16,094-	15.5-
	EMPLOYEE BENEFITS									
1222	STATE RETIREMENT	4600	16313		12630	3683	91.6	77.4	2,534-	15.5-
580	F.I.C.A. TAXES	4700	7923		5997	1926	91.6	75.6	1,380-	17.4-
3800	HOSPITALIZATION INS.	4800	26400		24400	2000	91.6	92.4	218	.8
	UNEMPLOYMENT BENEFITS	4900	500			500	91.6		500-	100.0-
	WORKMAN'S COMPENSATION	4910	2645		2645		91.6	100.0	241	9.1
5602	EMPLOYEE BENEFITS		53781		45672	8109	91.6	84.9	3,957-	7.3-
13363	PERSONAL SERVICES		157355		125862	31493	91.6	79.9	20,051-	12.7-
	OFFICE SUPPLIES									
	PAPER	5003								
	PRINTED FORMS	5005								
	OTHER EXPENDABLE OFF.S	5010	200		189	11	91.6	94.5	6	3.0
	MINOR OFFICE EQUIP/FUR	5020								
	PHOTO SUPPLIES	5040								
	SUBSCRIPTIONS,MAGS,MAP	5050								
	BOOKS	5070								
	COMPUTER SUPPLIES	5080	200			200	91.6		200-	100.0-
	OFFICE SUPPLIES		400		189	211	91.6	47.2	193-	48.2-
	OPERATING SUPPLIES									
	CLEANING/JANITORIAL SP	5100								
	HOUSEHOLD SUPPLIES	5110								
	FOOD	5115								
	MEDICAL SUPPLIES	5120								
	CHEMICALS	5130								
665	GAS AND OIL	5250	6800		5281	1519	91.6	77.6	1,038-	15.2-
	LUBRICANTS	5255								
	WEARING APPAREL	5355	2200		2198	2	91.6	99.9	197	8.9
	HORT./LANDSCAPING SPLY	5440								
	HAND TOOLS	5450								
	MINOR EQUIPMENT	5460	1200		1076	124	91.6	89.6	26-	2.1-
	OTHER OPERATING MATL/S	5590	500		135	365	91.6	27.0	352-	70.4-
665	OPERATING SUPPLIES		10700		8691	2009	91.6	81.2	1,218-	11.3-

	REPAIR & MAINTENANCE SP									
	BUILDING MATERIALS & S	5600								
	ELECTRICAL SUPPLIES	5605								
	PLUMBING SUPPLIES	5610								
	STRUCTURAL STEEL & IRO	5620								
	PAINT AND PAINTING SPL	5650								
499	MTR VEHICLE REP. PTS/S	5700	3700		3547	153	91.6	95.8	170	4.5
	COMMUNICATION REPAIR P	5750								
	OTHER REPAIR/MAINT. SP	5990								
499	REPAIR & MAINTENANCE		3700		3547	153	91.6	95.8	170	4.5
1164	SUPPLIES AND EXPENSES		14800		12427	2373	91.6	83.9	1,243-	8.3-
	PROFESSIONAL SERVICES									
	VETERINARIAN	6030	2000			2000	91.6		2,000-	100.0-
	OTHER PROFESSIONAL SER	6049								
	PROFESSIONAL SERVICE		2000			2000	91.6		2,000-	100.0-
	COMMUNICATIONS									
	TELEPHONE AND TELEGRAP	6060	500		11	489	91.6	2.2	488-	97.6-
	POSTAGE	6070								
	COMMUNICATIONS		500		11	489	91.6	2.2	488-	97.6-
	TRANSPORTATION									
	TRAVEL EXPENSE	6110	800			800	91.6		800-	100.0-
	FREIGHT	6120								
	MESSENGER/EXPRESS SERV	6130								
	TRANSPORTATION		800			800	91.6		800-	100.0-
	ADVERTISING									
	ADVERTISING	6150								
	ADVERTISING									
	PRINTING AND BINDING									
200	PRINTING	6200	200		200		91.6	100.0	18	9.0
200	PRINTING AND BINDING		200		200		91.6	100.0	18	9.0
	INSURANCE									
	AUTOMOBILE INSURANCE	6265								
	INSURANCE									
	REPR/MAINT-OUTSIDE LABO									
	BUILDING R&M	6350								
	ELECTRICAL R&M	6355								
	PLUMBING EQUIPMENT R&M	6357								
	OFFICE EQUIPMENT R&M	6365								
	HOUSEHOLD EQUIPMENT R&	6370								
	FIXED EQUIPMENT R&M	6380								
	MINOR EQUIPMENT R&M	6382								
	MOTOR VEHICLE EQ. R&M	6384	1400			1400	91.6		1,400-	100.0-
	COMMUNICATION EQ. R&M	6390								

	CLEANING AND PAINTING	6392								
	DISINFECT./EXTERMINATI	6394								
	SIGN PAINTING	6396								
	TOW IN CHARGES	6398	100		65	35	91.6	65.0	29-	29.0-
	OTHER REPAIRS AND MAIN	6399								
	REPR/MAINT-OUTSIDE L		1500		65	1435	91.6	4.3	1,429-	95.2-
	RENTALS									
	OTHER RENT	6449								
	RENTALS									
	OTHER SERVICES & CHARGE									
	DUES AND MEMBERSHIPS	6840	125			125	91.6		125-	100.0-
	REGISTRATION FEE/TUITI	6845	1800	754	225	821	91.6	12.5	1,554-	86.3-
	SERVICES NOT SPECIFIED	6999	126310		116592	9718	91.6	92.3	881	.6
	OTHER SERVICES & CHA		128235	754	116817	10664	91.6	91.0	798-	.6-
200	OTHER SERVICES & CHAR		133235	754	117093	15388	91.6	87.8	5,497-	4.1-
	MACHINERY AND EQUIPMENT									
	HOUSEHOLD FURN/EQUIP.	7320								
	OFFICE FURN/EQUIP.	7325								
	DATA PROCESSING EQUIP.	7327								
	COMMUNICATION EQUIPMEN	7355								
	OTHER EQUIPMENT	7399								
	MACHINERY AND EQUIPM									
	VEHICLES									
	AUTOMOBILES	7400								
	PICK UP TRUCKS	7420								
	VEHICLES									
	CAPITAL OUTLAY									
14727	EXPENDITURES		305390	754	255381	49255	91.6	83.6	26,792-	8.7-

001280 - GENERAL FUND-HUMAN/SOC.ASST

CITY OF HATTIESBURG
EXPENDITURE REPORT
ALL FUNDS
11 Months Ending 08/31/17

THIS MONTH ACTUAL	OBJ/SUB	ANNUAL BUDGET	OPEN PO & CONTRACTS	YTD ACTUAL	REMAINING BALANCE	PERCENT PLAN	PERCENT ACTUAL	....PROJECTED.... OVER/UNDER	%
	OTHER SERVICES & CHARGE								
	CONTRIBUTIONS 6820								
	SEXUAL ASSUALT CRISIS 6820 04								
	P.A.C.E. 6820 05								
	INTERACTION FACTORY 6820 06								
	DOMESTIC ABUSE FAMILY 6820 07	3500		3500		91.6	100.0	318	9.0
	FORREST CTY. HEALTH D 6820 08								
	NAT'L.GUARD ARMORY 6820 09								
	COUNCIL ON AGING 6820 10								
	BOY SCOUTS OF AMERICA 6820 11								
	PINE BELT MENTAL HEAL 6820 12								
	H'BURG. CONCERT BAND 6820 13								
	LIVESTOCK SHOW 6820 14								
	COURT APP'T SPEC.ADVO 6820 15								
	H'BURG.ED.LITERACY PR 6820 16								
	D.R.E.A.M. 6820 17								
	SALVATION ARMY BOYS/G 6820 18								
	H'BURG.ED.FOUNDATION 6820 19								
	N.E.E.D.S. 6820 20								
	CENTER FOR GIFTED STU 6820 21								
	RAILS TO TRAILS 6820 22	106380		106380		91.6	100.0	9,670	9.0
	CTR FOR CHILD ABUSE P 6820 23	5000			5000	91.6		5,000-	100.0-
	SO.CTRL.MS.AMER.RED C 6820 24								
	UNIFIED NEIGHBORHOOD 6820 25								
	GULF PINES GIRL SCOUT 6820 26								
	USM COMM.SERVICE LEAR 6820 27								
	BIG BRO/BIG SIS OF SE 6820 28								
	HBRG CIVIC CHORUS/CON 6820 29								
	MS HOLIDAY SPECTACULA 6820 30								
	CORNERSTONE PROJECT 6820 31								
	SALVATION ARMY 6820 32								
	SO MS CHILDREN'S CTR 6820 33								
	CHRISTIAN SERVICES 6820 34								
	USM/DISABILITY STUDIE 6820 35								
	NEW TEST.YOUTH SAFE H 6820 36								
	USM/SYMPHONY 6820 37	50000			50000	91.6		50,000-	100.0-
	USM/DUBARD SCHOOL 6820 38								
	GREATER H'BURG COMMUN 6820 39								
	WORLD CHANGERS 6820 40								
	H'BURG PUBLIC SCHOOLS 6820 41								
	FLINT MICHIGAN WATER 6820 42								
	HSSD EXCEL BY 5 6820 43	25000			25000	91.6		25,000-	100.0-
	HATTIESBURG ARTS CENT 6820 44	50000		50000		91.6	100.0	4,546	9.0
	PRC-MY BEST PROGRAM 6820 46								

	R3SM	6820 47								
	SUMMER JOB INTERNSHIP	6820 48								
	UNALLOCATED CONTRIBUT	6820 99	10000			10000	91.6		10,000-	100.0-
	CONTRIBUTIONS		249880		159880	90000	91.6	63.9	75,466-	30.2-
	OTHER SERVICES & CHA		249880		159880	90000	91.6	63.9	75,466-	30.2-
	OTHER SERVICES & CHAR		249880		159880	90000	91.6	63.9	75,466-	30.2-
	EXPENDITURES		249880		159880	90000	91.6	63.9	75,466-	30.2-

001402 - GENERAL FUND-ECONOMIC DEV.

CITY OF HATTIESBURG
EXPENDITURE REPORT
ALL FUNDS
11 Months Ending 08/31/17

THIS MONTH ACTUAL		OBJ/SUB	ANNUAL BUDGET	OPEN PO & CONTRACTS	YTD ACTUAL	REMAINING BALANCE	PERCENT PLAN	PERCENT ACTUAL	....PROJECTED.... OVER/UNDER	%
	PROFESSIONAL SERVICES									
	OTHER PROFESSIONAL SER	6049								
	PROFESSIONAL SERVICE									
	TRANSPORTATION									
	TRAVEL-ALL AMER.CITY A	6110								
	TRANSPORTATION									
	REPR/MAINT-OUTSIDE LABO									
	BUILDING R&M	6350								
	REPR/MAINT-OUTSIDE L									
	OTHER SERVICES & CHARGE									
	CONTRIBUTIONS	6820								
50000	FCIPC/AREA DEV. PRTNR	6820 01	200000		200000		91.6	100.0	18,181	9.0
	PRCC TECH CENTER	6820 02								
	FCIPC/ECONOMIC DEVEL.	6820 03								
	H'BURG DOWNTOWN ASSN	6820 37	55000		55000		91.6	100.0	5,000	9.0
	CAMP SHELBY STUDY	6820 45								
	PHWD-FEASIBILITY STUD	6820 50								
50000	CONTRIBUTIONS		255000		255000		91.6	100.0	23,181	9.0
50000	OTHER SERVICES & CHA		255000		255000		91.6	100.0	23,181	9.0
50000	OTHER SERVICES & CHAR		255000		255000		91.6	100.0	23,181	9.0
	BUILDING/BLD IMPROVEMEN									
	BUILDING IMPROVEMENTS	7150								
	DOWNTOWN PROJ-OLD LIB	7150 14								
	DEPOT PROJECT	7150 15								
	HUB CITY LOFTS PROJEC	7150 41								
	BUILDING IMPROVEMEN									
	BUILDING/BLD IMPROVE									
	VEHICLES									
	TROLLEYS	7415								
	VEHICLES									
	CAPITAL OUTLAY									
50000	EXPENDITURES		255000		255000		91.6	100.0	23,181	9.0

001460 - GENERAL FUND-CAPITAL LEASES

CITY OF HATTIESBURG
EXPENDITURE REPORT
ALL FUNDS
11 Months Ending 08/31/17

THIS MONTH ACTUAL		OBJ/SUB	ANNUAL BUDGET	OPEN PO & CONTRACTS	YTD ACTUAL	REMAINING BALANCE	PERCENT PLAN	PERCENT ACTUAL	....PROJECTED.... OVER/UNDER	%
	NOTE PRINCIPAL									
	2005 STORM NOTE	8205								
	SAENGER SERIES 1999 NO	8220								
	MDB CAPITAL PROJECTS	8223								
	MDB-DEPOT PROJ	8223 01								
	MDB-WTR/SWR LINES	8223 02								
	MDB-HPD RENOVATION	8223 03								
	MDB-592 PROG 2001A PO	8223 04								
	MDB-FIRE STA #1	8223 05								
1797	MDB-CHURCH PROJ	8223 06	21566		19766	1800	91.6	91.6	3-	
	MDB-4TH ST WIDENING	8223 07								
	MDB-CHAIN PARK	8223 08								
14833	MDB-HUB CITY LOFTS	8223 09	88409		80974	7435	91.6	91.5	73-	
16630	MDB CAPITAL PROJECT		109975		100740	9235	91.6	91.6	76-	
	W&S USA YEAST 2002"B"N	8224								
16630	NOTE PRINCIPAL		109975		100740	9235	91.6	91.6	76-	
	INTEREST ON NOTES									
	2005 STORM NOTE	8305								
	SAENGER SERIES 1999 NO	8331								
	MDB CAPITAL PROJECT NO	8333								
	MDB-DEPOT PROJ	8333 01								
	MDB-WTR/SWR LINES	8333 02								
	MDB-HPD RENOVATION	8333 03								
	MDB-592 PROG 2001A PO	8333 04								
	MDB-FIRE STA #1	8333 05								
368	MDB-CHURCH PROJ	8333 06	7500		4168	3332	91.6	55.5	2,953-	39.3-
	MDB-4TH ST WIDENING	8333 07								
	MDB-CHAIN PARK	8333 08								
5402	MDB-HUB CITY LOFTS	8333 09	33005		30321	2684	91.6	91.8	73	.2
5770	MDB CAPITAL PROJECT		40505		34488	6017	91.6	85.1	2,881-	7.1-
	W&S USA YEAST 2002"B"N	8334								
5770	INTEREST ON NOTES		40505		34488	6017	91.6	85.1	2,881-	7.1-
	PAYING AGENT FEES									
	LEASE ISSUES	8401	3000		3000		91.6	100.0	272	9.0
	PAYING AGENT FEES		3000		3000		91.6	100.0	272	9.0
	CAPITAL LEASE PAYMENTS									
	COMPUTER LEASE-INFO.SY	8510								
	COMPUTER LEASE-POLICE	8511								
	POLICE CARS LEASE	8512								

	EMER GENERATORS LEASE	8513									
	2012 EQUIP LEASE	8514									
	BUILDING LEASE	8515									
	PUBLIC SAFETY COMPLEX	8516									
	ENERGY PERFORMANCE IMP	8519									
40295	SANITATION TRUCKS LEAS	8520	480675		440326	40349	91.6	91.6	319-		
	SANITATION CANS LEASE	8521									
	SPECIAL TRUCKS LEASE	8523									
	DUMP TRUCK LEASE	8525									
	DOWNTOWN LIGHTING	8531									
---			---	---	---	---	---	---	---	---	---
40295	CAPITAL LEASE PAYMEN		480675		440326	40349	91.6	91.6	319-		
	INTEREST ON CAPITAL LEA										
	COMPUTER LEASE-INFO SY	8610									
	COMPUTER LEASE-POLICE	8611									
	POLICE CARS LEASE	8612									
	EMER GENERATORS LEASE	8613									
	2012 EQUIP LEASE	8614									
	BUILDING LEASE	8615									
	PUBLIC SAFETY COMPLEX	8616	330524		330522	2	91.6	99.9	30,046	9.0	
203714	ENERGY PERFORMANCE IMP	8619	203714		203714		91.6	100.0	18,520	9.0	
1081	SANITATION TRUCKS LEAS	8620	15845		14816	1029	91.6	93.5	317	2.0	
	SANITATION CANS LEASE	8621									
	SPECIAL TRUCKS LEASE	8623									
	DUMP TRUCK LEASE	8625									
	DOWNTOWN LIGHTING	8631									
---			---	---	---	---	---	---	---	---	---
204795	INTEREST ON CAPITAL		550083		549052	1031	91.6	99.8	48,882	8.8	
---			---	---	---	---	---	---	---	---	---
267491	DEBT SERVICE		1184238		1127606	56632	91.6	95.2	45,877	3.8	
---			---	---	---	---	---	---	---	---	---
267491	EXPENDITURES		1184238		1127606	56632	91.6	95.2	45,877	3.8	

001500 - GENERAL FUND-TRANSFERS

CITY OF HATTIESBURG
EXPENDITURE REPORT
ALL FUNDS
11 Months Ending 08/31/17

THIS MONTH ACTUAL		OBJ/SUB	ANNUAL BUDGET	OPEN PO & CONTRACTS	YTD ACTUAL	REMAINING BALANCE	PERCENT PLAN	PERCENT ACTUAL	....PROJECTED.... OVER/UNDER	%
	TRANSFERS TO OTHER FUND									
340000	T/T PARKS & RECREATION	9000 02	2240000		2240000		91.6	100.0	203,636	9.0
	T/T MUN,FIRE PROTECTIO	9000 05								
	T/T SPECIAL STREET	9000 08								
	T/T 1994 GO-IND. DEVEL	9000 103								
	T/T GOVNMT. COMPLEX BL	9000 104								
	T/T UDAG PAYBACK	9000 108								
	T/T GROUP INSURANCE TR	9000 109								
	T/T CITY B & I	9000 13								
	T/T POL/FIRE DIS./RELI	9000 18								
	T/T 2003 TIF B&I-CHAUV	9000 22								
	T/T AIRPORT IMPROVEMEN	9000 39								
	T/T MASS TRANSIT OPER.	9000 73	230000		230000		91.6	100.0	20,909	9.0
	T/T W & S CONSTRUCTION	9000 75								
490000	T/T COMMUNITY CENTERS	9000 77	990000		990000		91.6	100.0	90,000	9.0
	T/T COMMUNITY DEVELOPM	9000 82								
	T/T '01 BOND CONSTR	9000 95								
	T/T MDB CAPITAL PROJ.F	9000 96								
	T/T KPZ CAPITAL	9000 98								
830000	TRANSFERS TO OTHER F		3460000		3460000		91.6	100.0	314,546	9.0
830000	TRANSFERS		3460000		3460000		91.6	100.0	314,546	9.0
830000	EXPENDITURES		3460000		3460000		91.6	100.0	314,546	9.0

001551 - GENERAL FUND-AIRPORT DIV.

CITY OF HATTIESBURG
EXPENDITURE REPORT
ALL FUNDS
11 Months Ending 08/31/17

THIS MONTH ACTUAL		OBJ/SUB	ANNUAL BUDGET	OPEN PO & CONTRACTS	YTD ACTUAL	REMAINING BALANCE	PERCENT PLAN	PERCENT ACTUAL	....PROJECTED.... OVER/UNDER	%
	SALARIES									
3480	REGULAR WAGES	4000	49920		43803	6117	91.6	87.7	2,134-	4.2-
	DISASTER RECOVERY WAGE	4010								
6	OVERTIME	4300	1000		279	721	91.6	27.9	695-	69.5-
	DISASTER RECOVERY OVER	4310								
3486	SALARIES		50920		44082	6838	91.6	86.5	2,830-	5.5-
	EMPLOYEE BENEFITS									
549	STATE RETIREMENT	4600	8020		6943	1077	91.6	86.5	445-	5.5-
263	F.I.C.A. TAXES	4700	3895		3333	562	91.6	85.5	259-	6.6-
1000	HOSPITALIZATION INS.	4800	13200		12000	1200	91.6	90.9	109-	.8-
	UNEMPLOYMENT BENEFITS	4900	500			500	91.6		500-	100.0-
	WORKMAN'S COMPENSATION	4910	5790		5790		91.6	100.0	526	9.0
1812	EMPLOYEE BENEFITS		31405		28065	3340	91.6	89.3	788-	2.5-
5298	PERSONAL SERVICES		82325		72147	10178	91.6	87.6	3,619-	4.3-
	OPERATING SUPPLIES									
	CLEANING/JANITORIAL SP	5100	450		267	183	91.6	59.3	158-	35.1-
	CHEMICALS	5130	100			100	91.6		100-	100.0-
503	GAS AND OIL	5250	5400		4740	660	91.6	87.7	229-	4.2-
	LUBRICANTS	5255	100			100	91.6		100-	100.0-
	DIESEL FUEL	5257	1000		800	200	91.6	80.0	127-	12.7-
	ASPHALT & ASPHALT PROD	5400								
	CONCRETE, CEMENT, ETC.	5405								
	SAND,CLAY,GRVL,FILL DI	5415								
	HORT./LANDSCAPING SPLY	5440								
	HAND TOOLS	5450	100			100	91.6		100-	100.0-
	MINOR EQUIPMENT	5460	300			300	91.6		300-	100.0-
234	OTHER OPERATING MATL/S	5590	3400	2,104	767	529	91.6	22.5	2,563-	75.3-
737	OPERATING SUPPLIES		10850	2,104	6573	2173	91.6	60.5	3,680-	33.9-
	REPAIR & MAINTENANCE SP									
	BUILDING MATERIALS & S	5600	50			50	91.6		50-	100.0-
	ELECTRICAL SUPPLIES	5605	2300		2282	18	91.6	99.2	190	8.2
	PLUMBING SUPPLIES	5610	700		341	359	91.6	48.7	328-	46.8-
	STRUCTURAL STEEL & IRO	5620								
	PAINT AND PAINTING SPL	5650								
14605	MTR VEHICLE REP. PTS/S	5700	16750		14998	1752	91.6	89.5	388-	2.3-
	COMMUNICATION REPAIR P	5750								
	AGRICLTRL REPAIR PTS/S	5755	50			50	91.6		50-	100.0-
	EXPENDABLE WELDING SPL	5770	200	190		10	91.6		200-	100.0-
	OTHER REPAIR/MAINT. SP	5990	7300	117	6754	429	91.6	92.5	68	.9

14605	REPAIR & MAINTENANCE		27350	307	24375	2668	91.6	89.1	759-	2.7-
15342	SUPPLIES AND EXPENSES		38200	2,411	30948	4841	91.6	81.0	4,438-	11.6-
	PROFESSIONAL SERVICES									
	APPRAISAL	6017								
	OTHER PROFESSIONAL SER	6049								
	PROFESSIONAL SERVICE									
	COMMUNICATIONS									
	TELEPHONE AND TELEGRAP	6060								
	COMMUNICATIONS									
	TRANSPORTATION									
	TRAVEL EXPENSE	6110	600			600	91.6		600-	100.0-
	TRANSPORTATION		600			600	91.6		600-	100.0-
	ADVERTISING									
	ADVERTISING	6150								
	ADVERTISING									
	PRINTING AND BINDING									
	PRINTING	6200								
	PRINTING AND BINDING									
	INSURANCE									
	FIRE & EXTENDED COVERA	6250								
	PUBLIC LIAB/PROPERTY D	6255								
	BOILER MACHINERY	6260								
	AUTOMOBILE INSURANCE	6265								
	INSURANCE									
	UTILITIES									
35	GAS	6300	1200		498	702	91.6	41.5	656-	54.6-
1657	ELECTRICITY	6305	14000		13508	492	91.6	96.4	736	5.2
	WATER	6315								
1692	UTILITIES		15200		14006	1194	91.6	92.1	79	.5
	REPR/MAINT-OUTSIDE LABO									
	BUILDING R&M	6350	1000			1000	91.6		1,000-	100.0-
	STREETS & STRUCTURES R	6360								
	FIXED EQUIPMENT R&M	6380	2000		225	1775	91.6	11.2	1,754-	87.7-
	MINOR EQUIPMENT R&M	6382	500			500	91.6		500-	100.0-
	GENERATOR R&M	6383								
1600	MOTOR VEHICLE EQ. R&M	6384	4500	2,870	1600	30	91.6	35.5	2,754-	61.2-
	CONSTRUCTION EQUIP R&M	6386								
	AGRICULTURAL EQ. R&M	6387	1000			1000	91.6		1,000-	100.0-
	COMMUNICATION EQ. R&M	6390								
	DISINFECT./EXTERMINATI	6394	800		585	215	91.6	73.1	161-	20.1-
12652	OTHER REPAIRS AND MAIN	6399	48050	18,509	15590	13952	91.6	32.4	31,042-	64.6-

14252	REPR/MAINT-OUTSIDE L		57850	21,379	18000	18472	91.6	31.1	38,213-	66.0-
	RENTALS									
	LAND RENT	6400								
	CYLINDER RENT	6425	200			200	91.6		200-	100.0-
	UNIFORM RENT	6430	750			750	91.6		750-	100.0-
	OTHER RENT	6449	2000		168	1832	91.6	8.4	1,816-	90.8-
	RENTALS		2950		168	2782	91.6	5.6	2,766-	93.7-
	OTHER SERVICES & CHARGE									
	DUES AND MEMBERSHIPS	6840	100			100	91.6		100-	100.0-
	REGISTRATION FEE/TUITI	6845	958			958	91.6		958-	100.0-
8000	SERVICES NOT SPECIFIED	6999	8300		8000	300	91.6	96.3	427	5.1
8000	OTHER SERVICES & CHA		9358		8000	1358	91.6	85.4	630-	6.7-
23945	OTHER SERVICES & CHAR		85958	21,379	40174	24406	91.6	46.7	42,131-	49.0-
	LAND									
	LEASEHOLDS	7020								
	LAND									
	BUILDING/BLD IMPROVEMEN									
	BUILDINGS	7100								
	STORAGE SHED	7100 23								
	BUILDINGS									
	BUILDING IMPROVEMENTS	7150								
	HANGER #3 IMPROVEMENT	7150 32								
	BUILDING IMPROVEMEN									
	BUILDING/BLD IMPROVE									
	IMPROVEMENT OTHER THAN									
	DRAINS	7215								
	OTHER IMPROVEMENTS	7295								
	IMPROVEMENT OTHER TH									
	MACHINERY AND EQUIPMENT									
	AGRICULTURAL EQUIPMENT	7335								
	CONSTRUCTION EQUIPMENT	7345								
	COMMUNICATION EQUIPMEN	7355								
	OTHER EQUIPMENT	7399								
	MACHINERY AND EQUIPM									
	VEHICLES									
	PICK UP TRUCKS	7420								
	SPECIAL TRUCKS	7450								
	VEHICLES									

	CAPITAL OUTLAY								
44585	EXPENDITURES	206483	23,790	143269	39424	91.6	69.3	50,189-	24.3-

001553 - GENERAL FUND-CEMETERY DIV

CITY OF HATTIESBURG
EXPENDITURE REPORT
ALL FUNDS
11 Months Ending 08/31/17

THIS MONTH ACTUAL		OBJ/SUB	ANNUAL BUDGET	OPEN PO & CONTRACTS	YTD ACTUAL	REMAINING BALANCE	PERCENT PLAN	PERCENT ACTUAL	....PROJECTED.... OVER/UNDER	%
	SALARIES									
33184	REGULAR WAGES	4000	482309		360881	121428	91.6	74.8	88,620-	18.3-
	DISASTER RECOVERY WAGE	4010			9683	9683-			10,563	
1851	OVERTIME	4300	18000		20378	2378-	91.6	113.2	4,230	23.5
	DISASTER RECOVERY OVER	4310			2615	2615-			2,852	
35035	SALARIES		500309		393557	106752	91.6	78.6	70,974-	14.1-
	EMPLOYEE BENEFITS									
5518	STATE RETIREMENT	4600	78799		61985	16814	91.6	78.6	11,179-	14.1-
2610	F.I.C.A. TAXES	4700	38274		29427	8847	91.6	76.8	6,171-	16.1-
12750	HOSPITALIZATION INS.	4800	118800		107450	11350	91.6	90.4	1,581-	1.3-
	UNEMPLOYMENT BENEFITS	4900	1000			1000	91.6		1,000-	100.0-
	WORKMAN'S COMPENSATION	4910	37661		37661		91.6	100.0	3,423	9.0
20878	EMPLOYEE BENEFITS		274534		236524	38010	91.6	86.1	16,507-	6.0-
55914	PERSONAL SERVICES		774843		630081	144762	91.6	81.3	87,481-	11.2-
	OFFICE SUPPLIES									
	PAPER	5003	100		27	73	91.6	27.0	70-	70.0-
200	PRINTED FORMS	5005	225		200	25	91.6	88.8	6-	2.6-
	OTHER EXPENDABLE OFF.S	5010	1790	34	1692	65	91.6	94.5	55	3.0
	MINOR OFFICE EQUIP/FUR	5020	685		192	493	91.6	28.0	475-	69.3-
	PUBLIC EDUCATION MAT'L	5032								
	PHOTO SUPPLIES	5040								
	SUBSCRIPTIONS,MAGS,MAP	5050								
	BOOKS	5070								
200	OFFICE SUPPLIES		2800	34	2110	656	91.6	75.3	498-	17.7-
	OPERATING SUPPLIES									
108	CLEANING/JANITORIAL SP	5100	2000		1284	716	91.6	64.2	599-	29.9-
	FOOD	5115								
	MEDICAL SUPPLIES	5120								
	CHEMICALS	5130	1700		293	1407	91.6	17.2	1,380-	81.1-
1340	GAS AND OIL	5250	22000		16174	5826	91.6	73.5	4,355-	19.7-
	LUBRICANTS	5255	500		337	163	91.6	67.4	132-	26.4-
646	DIESEL FUEL	5257	16800		11169	5631	91.6	66.4	4,615-	27.4-
1105	WEARING APPAREL	5355	2100		1884	216	91.6	89.7	44-	2.0-
	ASPHALT & ASPHALT PROD	5400								
	CONCRETE, CEMENT, ETC.	5405	200			200	91.6		200-	100.0-
	SAND,CLAY,GRVL,FILL DI	5415	3000		2160	840	91.6	72.0	643-	21.4-
	DRAINAGE PIPE & CULVER	5420								
320	HORT./LANDSCAPING SPLY	5440	4000	260	2994	746	91.6	74.8	733-	18.3-
	HAND TOOLS	5450	800		348	452	91.6	43.5	420-	52.5-

	MINOR EQUIPMENT	5460	4500		3572	928	91.6	79.3	603-	13.4-
	PUMPING EQUIPMENT PART	5495								
	TRAFFIC SIGNS	5545								
108	OTHER OPERATING MATL/S	5590	500		484	16	91.6	96.8	28	5.6
3627	OPERATING SUPPLIES		58100	260	40701	17139	91.6	70.0	13,698-	23.5-
	REPAIR & MAINTENANCE SP									
	BUILDING MATERIALS & S	5600	1238		561	677	91.6	45.3	626-	50.5-
	ELECTRICAL SUPPLIES	5605	500		57	443	91.6	11.4	437-	87.4-
	PLUMBING SUPPLIES	5610	500		172	328	91.6	34.4	312-	62.4-
	STRUCTURAL STEEL & IRO	5620								
	PAINT AND PAINTING SPL	5650								
934	MTR VEHICLE REP. PTS/S	5700	13570		13303	267	91.6	98.0	942	6.9
	COMMUNICATION REPAIR P	5750	500			500	91.6		500-	100.0-
216	AGRICLTRL REPAIR PTS/S	5755	6392	1,415	4812	165	91.6	75.2	1,142-	17.8-
	EXPENDABLE WELDING SPL	5770								
	OTHER REPAIR/MAINT. SP	5990	100			100	91.6		100-	100.0-
	DISASTER REPAIR SUPPLI	5995	1250		1242	8	91.6	99.3	104	8.3
1149	REPAIR & MAINTENANCE		24050	1,415	20146	2489	91.6	83.7	2,072-	8.6-
4976	SUPPLIES AND EXPENSES		84950	1,709	62958	20283	91.6	74.1	16,268-	19.1-
	PROFESSIONAL SERVICES									
	ENGINEERING	6015								
	LEGAL	6025								
	MEDICAL	6027								
308	OTHER PROFESSIONAL SER	6049	3800		3344	456	91.6	88.0	152-	4.0-
308	PROFESSIONAL SERVICE		3800		3344	456	91.6	88.0	152-	4.0-
	COMMUNICATIONS									
114	TELEPHONE AND TELEGRAP	6060	1500		1089	411	91.6	72.6	312-	20.8-
114	COMMUNICATIONS		1500		1089	411	91.6	72.6	312-	20.8-
	TRANSPORTATION									
186	TRAVEL EXPENSE	6110	1000		456	544	91.6	45.6	502-	50.2-
19	FREIGHT	6120	175	20	118	37	91.6	67.4	46-	26.2-
205	TRANSPORTATION		1175	20	574	581	91.6	48.8	548-	46.6-
	ADVERTISING									
	ADVERTISING	6150								
	ADVERTISING									
	PRINTING AND BINDING									
	PRINTING	6200								
	BLUELINES	6210								
	PRINTING AND BINDING									
	INSURANCE									
	FIRE & EXTENDED COVERA	6250								
	PUBLIC LIAB/PROPERTY D	6255								
	AUTOMOBILE INSURANCE	6265								

	INSURANCE									
	UTILITIES									
13	GAS	6300	1000		422	578	91.6	42.2	539-	53.9-
610	ELECTRICITY	6305	7126		5297	1829	91.6	74.3	1,348-	18.9-
	WATER	6315								
623	UTILITIES		8126		5719	2407	91.6	70.3	1,887-	23.2-
	REPR/MAINT-OUTSIDE LABO									
	BUILDING R&M	6350	500			500	91.6		500-	100.0-
	ELECTRICAL R&M	6355								
	PLUMBING EQUIPMENT R&M	6357								
	STREETS & STRUCTURES R	6360	13400			13400	91.6		13,400-	100.0-
	OFFICE EQUIPMENT R&M	6365	135			135	91.6		135-	100.0-
	FIXED EQUIPMENT R&M	6380								
	MINOR EQUIPMENT R&M	6382								
618	MOTOR VEHICLE EQ. R&M	6384	14215		5615	8600	91.6	39.5	8,089-	56.9-
485	CONSTRUCTION EQUIP R&M	6386	8500		1987	6513	91.6	23.3	6,332-	74.4-
80	AGRICULTURAL EQ. R&M	6387	700		80	620	91.6	11.4	612-	87.4-
	COMMUNICATION EQ. R&M	6390								
	CLEANING AND PAINTING	6392								
	DISINFECT./EXTERMINATI	6394	1000		653	347	91.6	65.3	287-	28.7-
	SIGN PAINTING	6396								
	TOW IN CHARGES	6398	1350		1000	350	91.6	74.0	259-	19.1-
	OTHER REPAIRS AND MAIN	6399	1500		229	1271	91.6	15.2	1,250-	83.3-
1183	REPR/MAINT-OUTSIDE L		41300		9564	31736	91.6	23.1	30,866-	74.7-
	RENTALS									
	MACHINERY RENT	6420								
	CYLINDER RENT	6425								
248	UNIFORM RENT	6430	3500		2980	520	91.6	85.1	249-	7.1-
63	MOP-MAT-RAG RENT	6435	1350		1082	268	91.6	80.1	169-	12.5-
310	RENTALS		4850		4061	789	91.6	83.7	419-	8.6-
	OTHER SERVICES & CHARGE									
	THEFT LOSS	6818	10			10	91.6		10-	100.0-
	DUES AND MEMBERSHIPS	6840	290		160	130	91.6	55.1	116-	40.0-
130	REGISTRATION FEE/TUITI	6845	300		20-	320	91.6	6.6	278-	92.6-
	SERVICES NOT SPECIFIED	6999								
130	OTHER SERVICES & CHA		600		140	460	91.6	23.3	447-	74.5-
2874	OTHER SERVICES & CHAR		61351	20	24491	36840	91.6	39.9	34,633-	56.4-
	LAND									
	LAND	7000	2700		875	1825	91.6	32.4	1,746-	64.6-
	SITE IMPROVEMENT	7045	67500			67500	91.6		67,500-	100.0-
	LAND		70200		875	69325	91.6	1.2	69,246-	98.6-
	BUILDING/BLD IMPROVEMEN									
	BUILDINGS	7100								
	BUILDING IMPROVEMENTS	7150								

	HIGHLAND	7150 13								
	BUILDING IMPROVEMEN									
	BUILDING/BLD IMPROVE									
	IMPROVEMENT OTHER THAN									
647	FENCES/RAILINGS	7212	800		647	153	91.6	80.8	94-	11.7-
	DRAINS	7215								
	STREETS & ROADWAYS	7230								
	LANDSCAPING	7250								
	C & N TREE GRANT	7250 02								
	LANDSCAPING									
	OTHER IMPROVEMENTS	7295								
647	IMPROVEMENT OTHER TH		800		647	153	91.6	80.8	94-	11.7-
	MACHINERY AND EQUIPMENT									
	OFFICE FURN/EQUIP.	7325								
	AGRICULTURAL EQUIPMENT	7335								
	CONSTRUCTION EQUIPMENT	7345								
	COMMUNICATION EQUIPMEN	7355								
	PIPE	7370								
	OTHER EQUIPMENT	7399								
	MACHINERY AND EQUIPM									
	VEHICLES									
	AUTOMOBILES	7400								
	PICK UP TRUCKS	7420								
	DUMP TRUCKS	7440								
	VEHICLES									
647	CAPITAL OUTLAY		71000		1522	69478	91.6	2.1	69,339-	97.6-
64410	EXPENDITURES		992144	1,729	719051	271365	91.6	72.4	207,724-	20.9-

001560 - GENERAL FUND-PARKING OPER.

CITY OF HATTIESBURG
EXPENDITURE REPORT
ALL FUNDS
11 Months Ending 08/31/17

THIS MONTH ACTUAL		OBJ/SUB	ANNUAL BUDGET	OPEN PO & CONTRACTS	YTD ACTUAL	REMAINING BALANCE	PERCENT PLAN	PERCENT ACTUAL	....PROJECTED.... OVER/UNDER	%
	SALARIES									
12922	REGULAR WAGES	4000	168420		144936	23484	91.6	86.0	10,308-	6.1-
	DISASTER RECOVERY WAGE	4010								
178	OVERTIME	4300	2000		2370	370-	91.6	118.5	586	29.3
	DISASTER RECOVERY OVER	4310								
13100	SALARIES		170420		147305	23115	91.6	86.4	9,723-	5.7-
	EMPLOYEE BENEFITS									
1286	STATE RETIREMENT	4600	26841		18136	8705	91.6	67.5	7,056-	26.2-
949	F.I.C.A. TAXES	4700	13037		10665	2372	91.6	81.8	1,403-	10.7-
1000	HOSPITALIZATION INS.	4800	19800		17500	2300	91.6	88.3	709-	3.5-
	UNEMPLOYMENT BENEFITS	4900	500			500	91.6		500-	100.0-
	WORKMAN'S COMPENSATION	4910	7804		7804		91.6	100.0	710	9.0
3235	EMPLOYEE BENEFITS		67982		54105	13877	91.6	79.5	8,958-	13.1-
16334	PERSONAL SERVICES		238402		201410	36992	91.6	84.4	18,682-	7.8-
	OFFICE SUPPLIES									
	PAPER	5003								
	PRINTED FORMS	5005								
336	OTHER EXPENDABLE OFF.S	5010	500	70	356	74	91.6	71.2	111-	22.2-
38-	MINOR OFFICE EQUIP/FUR	5020	700		587	113	91.6	83.8	59-	8.4-
	COMPUTER SUPPLIES	5080								
297	OFFICE SUPPLIES		1200	70	943	187	91.6	78.5	171-	14.2-
	OPERATING SUPPLIES									
19	CLEANING/JANITORIAL SP	5100	300		187	113	91.6	62.3	96-	32.0-
	CHEMICALS	5130								
23	GAS AND OIL	5250	1200		1216	16-	91.6	101.3	126	10.5
	WEARING APPAREL	5355	770	176	270	325	91.6	35.0	476-	61.8-
	HORT./LANDSCAPING SPLY	5440								
499	MINOR EQUIPMENT	5460	3780	1,532	2162	86	91.6	57.1	1,422-	37.6-
	OTHER OPERATING MATL/S	5590	350	150	121	79	91.6	34.5	218-	62.2-
541	OPERATING SUPPLIES		6400	1,858	3956	586	91.6	61.8	2,084-	32.5-
	REPAIR & MAINTENANCE SP									
220	ELECTRICAL SUPPLIES	5605	1500		522	978	91.6	34.8	930-	62.0-
43	PAINT AND PAINTING SPL	5650	10		14-	4	91.6	140.0	5	50.0
	MTR VEHICLE REP. PTS/S	5700								
263	REPAIR & MAINTENANCE		1490		508	982	91.6	34.0	935-	62.7-
1102	SUPPLIES AND EXPENSES		9090	1,928	5407	1755	91.6	59.4	3,192-	35.1-

	COMMUNICATIONS									
	TELEPHONE AND TELEGRAP	6060								
	POSTAGE	6070								
	COMMUNICATIONS									
	INSURANCE									
	PUBLIC LIAB/PROPERTY D	6255								
	AUTOMOBILE INSURANCE	6265								
	INSURANCE									
	UTILITIES									
1060	ELECTRICITY	6305	16000		12143	3857	91.6	75.8	2,753-	17.2-
1060	UTILITIES		16000		12143	3857	91.6	75.8	2,753-	17.2-
	REPR/MAINT-OUTSIDE LABO									
	BUILDING R&M	6350	10000	75	899	9026	91.6	8.9	9,019-	90.1-
	ELECTRICAL R&M	6355	100			100	91.6		100-	100.0-
	PLUMBING EQUIPMENT R&M	6357	500		97	403	91.6	19.4	394-	78.8-
	OFFICE EQUIPMENT R&M	6365								
1723	FIXED EQUIPMENT R&M	6380	10000		1918	8082	91.6	19.1	7,907-	79.0-
	MOTOR VEHICLE EQ. R&M	6384	2000		424	1576	91.6	21.2	1,538-	76.9-
	SIGN PAINTING	6396	500			500	91.6		500-	100.0-
	TOW IN CHARGES	6398	150			150	91.6		150-	100.0-
468	OTHER REPAIRS AND MAIN	6399	6000		5106	894	91.6	85.1	429-	7.1-
2191	REPR/MAINT-OUTSIDE L		29250	75	8443	20732	91.6	28.8	20,040-	68.5-
	RENTALS									
1944	PARKING GARAGE/LOT REN	6402	25000		21899	3101	91.6	87.5	1,110-	4.4-
	OTHER RENT	6449	100			100	91.6		100-	100.0-
1944	RENTALS		25100		21899	3201	91.6	87.2	1,210-	4.8-
5195	OTHER SERVICES & CHAR		70350	75	42485	27790	91.6	60.3	24,002-	34.1-
	LAND									
	LAND	7000								
	LEASEHOLDS	7020								
	LAND									
	IMPROVEMENT OTHER THAN									
	FENCES/RAILINGS	7212								
	PARKING LOT/DRIVEWAY	7227								
	PARKING LOTS-GENERAL	7227 01								
	PINE ST GARAGE	7227 02								
	PARKING LOT/DRIVEWA									
	IMPROVEMENT OTHER TH									
	MACHINERY AND EQUIPMENT									
	OFFICE FURN/EQUIP.	7325								

	MACHINERY AND EQUIPM									
	VEHICLES									
	AUTOMOBILES	7400								
---			---	---	---	---	---	---	---	---
	VEHICLES									
---			---	---	---	---	---	---	---	---
	CAPITAL OUTLAY									
---			---	---	---	---	---	---	---	---
22631	EXPENDITURES		317842	2,003	249302	66537	91.6	78.4	45,876-	14.4-

002300 - PKS/REC-RECREATION MAINT. DIV.

CITY OF HATTIESBURG
EXPENDITURE REPORT
ALL FUNDS
11 Months Ending 08/31/17

THIS MONTH ACTUAL		OBJ/SUB	ANNUAL BUDGET	OPEN PO & CONTRACTS	YTD ACTUAL	REMAINING BALANCE	PERCENT PLAN	PERCENT ACTUAL	....PROJECTED.... OVER/UNDER	%
	SALARIES									
58426	REGULAR WAGES	4000	832522		663894	168628	91.6	79.7	108,274-	13.0-
	DISASTER RECOVERY WAGE	4010			8953	8953-			9,766	
5629	OVERTIME	4300	40000		40178	178-	91.6	100.4	3,830	9.5
	DISASTER RECOVERY OVER	4310			1870	1870-			2,040	
64055	SALARIES		872522		714895	157627	91.6	81.9	92,636-	10.6-
	EMPLOYEE BENEFITS									
8763	STATE RETIREMENT	4600	137422		107047	30375	91.6	77.8	20,644-	15.0-
4831	F.I.C.A. TAXES	4700	65868		53904	11964	91.6	81.8	7,063-	10.7-
14000	HOSPITALIZATION INS.	4800	224353		190819	33534	91.6	85.0	16,186-	7.2-
	UNEMPLOYMENT BENEFITS	4900	5720		5720		91.6	100.0	520	9.0
27485	WORKMAN'S COMPENSATION	4910	58113		61089	2976-	91.6	105.1	8,529	14.6
55079	EMPLOYEE BENEFITS		491476		418579	72897	91.6	85.1	34,844-	7.0-
119134	PERSONAL SERVICES		1363998		1133474	230524	91.6	83.0	127,480-	9.3-
	OFFICE SUPPLIES									
	PAPER	5003								
	PRINTED FORMS	5005								
410	OTHER EXPENDABLE OFF.S	5010	2600		2262	338	91.6	87.0	132-	5.0-
	MINOR OFFICE EQUIP/FUR	5020	14364		14323	41	91.6	99.7	1,261	8.7
	PHOTO SUPPLIES	5040								
	BOOKS	5070								
	COMPUTER SUPPLIES	5080								
410	OFFICE SUPPLIES		16964		16585	379	91.6	97.7	1,128	6.6
	OPERATING SUPPLIES									
1091	CLEANING/JANITORIAL SP	5100	15700		13865	1835	91.6	88.3	574-	3.6-
	MEDICAL SUPPLIES	5120	400		398	2	91.6	99.5	34	8.5
1332	CHEMICALS	5130	31500	90	29651	1759	91.6	94.1	846	2.6
5494	GAS AND OIL	5250	61000		52883	8117	91.6	86.6	3,310-	5.4-
535	LUBRICANTS	5255	3500	15	3047	438	91.6	87.0	176-	5.0-
97	DIESEL FUEL	5257	2500		699	1801	91.6	27.9	1,738-	69.5-
125	WEARING APPAREL	5355	3000		325	2675	91.6	10.8	2,646-	88.2-
	ASPHALT & ASPHALT PROD	5400								
	CONCRETE, CEMENT, ETC.	5405	1000		820	180	91.6	82.0	106-	10.6-
	SAND,CLAY,GRVL,FILL DI	5415	16500		13454	3046	91.6	81.5	1,822-	11.0-
	HORT./LANDSCAPING SPLY	5440	47000	1,240	45215	545	91.6	96.2	2,326	4.9
212	HAND TOOLS	5450	3800		3677	123	91.6	96.7	211	5.5
322	MINOR EQUIPMENT	5460	12600	237	11951	412	91.6	94.8	438	3.4
1472	RECREATIONAL SUPPLIES	5510	27250	185	25640	1425	91.6	94.0	720	2.6
	OTHER OPERATING MATL/S	5590	8250	1,745	5994	510	91.6	72.6	1,711-	20.7-

	OTHER OPER.MATLS-KAB	5591	5250		4095	1155	91.6	78.0	782-	14.8-
10679	OPERATING SUPPLIES		239250	3,512	211714	24024	91.6	88.4	8,289-	3.4-
	REPAIR & MAINTENANCE SP									
498	BUILDING MATERIALS & S	5600	14800	1,236	8424	5140	91.6	56.9	5,610-	37.9-
351	ELECTRICAL SUPPLIES	5605	30001	2,000	21020	6981	91.6	70.0	7,070-	23.5-
27	PLUMBING SUPPLIES	5610	8500		5045	3455	91.6	59.3	2,996-	35.2-
	STRUCTURAL STEEL & IRO	5620	500			500	91.6		500-	100.0-
2337	PAINT AND PAINTING SPL	5650	24500	266	18985	5249	91.6	77.4	3,789-	15.4-
4055	MTR VEHICLE REP. PTS/S	5700	18000	565	15998	1437	91.6	88.8	547-	3.0-
	COMMUNICATION REPAIR P	5750	1700		699	1001	91.6	41.1	938-	55.1-
3325	AGRICLTRL REPAIR PTS/S	5755	33500	206	29514	3780	91.6	88.1	1,302-	3.8-
72	OTHER REPAIR/MAINT. SP	5990	1500	72	1187	241	91.6	79.1	205-	13.6-
	VANDALISM REPAIR PARTS	5992								
326	REPR SPLY-8/29/05 STOR	5995	10000	2,091	4839	3071	91.6	48.3	4,721-	47.2-
10992	REPAIR & MAINTENANCE		143001	6,436	105710	30856	91.6	73.9	27,681-	19.3-
22081	SUPPLIES AND EXPENSES		399215	9,948	334009	55258	91.6	83.6	34,841-	8.7-
	PROFESSIONAL SERVICES									
	CONSULTANT SERV/SURVEY	6020	9904	203	9684	17	91.6	97.7	660	6.6
175	OTHER PROFESSIONAL SER	6049	28947		28184	763	91.6	97.3	1,799	6.2
175	PROFESSIONAL SERVICE		38851	203	37868	779	91.6	97.4	2,459	6.3
	COMMUNICATIONS									
191	TELEPHONE AND TELEGRAP	6060	2300		1870	430	91.6	81.3	260-	11.3-
	POSTAGE	6070	100			100	91.6		100-	100.0-
191	COMMUNICATIONS		2400		1870	530	91.6	77.9	360-	15.0-
	TRANSPORTATION									
405	TRAVEL EXPENSE	6110	450		405	45	91.6	90.0	8-	1.7-
253	FREIGHT	6120	5778	520	5084	174	91.6	87.9	231-	3.9-
658	TRANSPORTATION		6228	520	5489	219	91.6	88.1	240-	3.8-
	ADVERTISING									
	ADVERTISING	6150	3500		3500		91.6	100.0	318	9.0
	ADVERTISING		3500		3500		91.6	100.0	318	9.0
	PRINTING AND BINDING									
	PRINTING	6200	300			300	91.6		300-	100.0-
	PRINTING AND BINDING		300			300	91.6		300-	100.0-
	INSURANCE									
	PUBLIC LIAB/PROPERTY D	6255								
	AUTOMOBILE INSURANCE	6265								
	OTHER INSURANCE	6299								
	INSURANCE									
	UTILITIES									
	GAS	6300								
1812	ELECTRICITY	6305	10000		10509	509-	91.6	105.0	1,464	14.6

1812	UTILITIES		10000		10509	509-	91.6	105.0	1,464	14.6
	REPR/MAINT-OUTSIDE LABO									
	BUILDING R&M	6350	32685		32651	34	91.6	99.8	2,934	8.9
4977	DISASTER REPAIRS	6351	100000	7,900	46914	45186	91.6	46.9	48,821-	48.8-
	8/29 WALKING TRL PW44	6351 01								
	8/29 DOLEAC VARI PWs	6351 02								
	8/29 ZOO FENCE PW3962	6351 03								
	8/29 TATUM PW1565	6351 04								
	8/29 DAHMER PW1554	6351 05								
	8/29 AFRICA EXH PW387	6351 06								
	8/29 DAHMER EQ PW4497	6351 07								
	8/29 DUNCAN LK PW1609	6351 08								
	8/29 JAYCEE PK PW1562	6351 09								
	8/29 ZOO TRACK PW5143	6351 10								
4977	BUILDING R&M		132685	7,900	79565	45220	91.6	59.9	45,886-	34.5-
	8/29/05 STORM REPAIRS	6353								
2876	ELECTRICAL R&M	6355	19000		14489	4511	91.6	76.2	3,193-	16.8-
95	PLUMBING EQUIPMENT R&M	6357	5175		4485	690	91.6	86.6	282-	5.4-
	STREETS & STRUCTURES R	6360	52850		52825	25	91.6	99.9	4,777	9.0
	OFFICE EQUIPMENT R&M	6365								
	FIXED EQUIPMENT R&M	6380	20700	3,482	9240	7978	91.6	44.6	10,620-	51.3-
	MINOR EQUIPMENT R&M	6382								
546	MOTOR VEHICLE EQ. R&M	6384	9000	66	5147	3787	91.6	57.1	3,385-	37.6-
2488	AGRICULTURAL EQ. R&M	6387	18500	44	13293	5163	91.6	71.8	3,998-	21.6-
	COMMUNICATION EQ. R&M	6390	1300	250	865	185	91.6	66.5	356-	27.3-
385	DISINFECT./EXTERMINATI	6394	1500		529	971	91.6	35.2	922-	61.4-
1195	SIGN PAINTING	6396	10500		10288	212	91.6	97.9	723	6.8
	TOW IN CHARGES	6398	750		535	215	91.6	71.3	166-	22.1-
	OTHER REPAIRS AND MAIN	6399	3000		2988	12	91.6	99.6	259	8.6
12561	REPR/MAINT-OUTSIDE L		274960	11,742	194250	68968	91.6	70.6	63,050-	22.9-
	RENTALS									
	MACHINERY RENT	6420	10350	5,985	3898	467	91.6	37.6	6,097-	58.9-
	CYLINDER RENT	6425								
261	UNIFORM RENT	6430	8000		5822	2178	91.6	72.7	1,648-	20.6-
1375	OTHER RENT	6449	28700	1,600	16685	10415	91.6	58.1	10,498-	36.5-
1635	RENTALS		47050	7,585	26405	13060	91.6	56.1	18,244-	38.7-
	OTHER SERVICES & CHARGE									
	DUES AND MEMBERSHIPS	6840	650		250	400	91.6	38.4	377-	58.0-
	REGISTRATION FEE/TUITI	6845	1800			1800	91.6		1,800-	100.0-
310	CUSTODIAL SERVICE	6870	3000		2980	20	91.6	99.3	250	8.3
9970	SERVICES NOT SPECIFIED	6999	237123	12,258	193344	31521	91.6	81.5	26,202-	11.0-
10280	OTHER SERVICES & CHA		242573	12,258	196574	33741	91.6	81.0	28,128-	11.5-
27312	OTHER SERVICES & CHAR		625862	32,308	476467	117087	91.6	76.1	106,079-	16.9-
	LAND	7000								
	BUILDING/BLD IMPROVEMEN									

BUILDINGS	7100									
DAHMER PARK	7100	08								
TATUM PARK	7100	10								
SAENGER BLD/JDS CTR.	7100	19								
BUILDINGS										
BUILDING IMPROVEMENTS	7150									
REC.CENTER (OLD YMCA)	7150	10								
BURGER CTR(6TH ST)	7150	12								
GROUNDS MAINT,SHOP	7150	31								
UNETTA STREET GYM	7150	36								
BUILDING IMPROVEMEN										
BUILDING/BLD IMPROVE										
IMPROVEMENT OTHER THAN										
PARKING LOT/DRIVEWAY	7227									
PARK & PLAYGROUND LIGH	7240									
SMOKEY HERRINGTON FIEL	7243									
TRACKS	7244									
JAYCEE BALLPK/WORLD SE	7248									
LANDSCAPING	7250									
MDOT-INTERCHANGE ENHA	7250	01								
TREE RECOVERY (GRANT)	7250	02								
DOWNTOWN LANDSCAPING	7250	03								
LANDSCAPING										
POOLS	7252									
DAHMER POOL	7252	01	65000			65000	91.6		65,000-	100.0-
REC CENTER POOL	7252	02								
5TH STREET POOL	7252	03								
CITY PARK-BUSCHMAN	7252	04								
BEN MCNAIR POOL	7252	05	125000		32100	92900	91.6	25.6	89,981-	71.9-
POOLS			190000		32100	157900	91.6	16.8	154,981-	81.5-
RECREATION IMPROVEMENT	7256									
TATUM PARK	7256	01								
PEOPLE'S PARK-PALMERS	7256	03								
TIPTON STREET	7256	04								
9TH STREET BALLPARK	7256	05								
JAYCEE BALLPARK	7256	06								
5TH STREET COMM. CTR.	7256	07								
SAN ANTONIO SCORE BOO	7256	10								
HOPE PARK	7256	11								
MOBILE ST. POCKET PAR	7256	14								
MILTON BARNES WALKING	7256	15								
RECREATION IMPROVEM										
OTHER IMPROVEMENTS	7295									
KAMPER PK TENNIS/WLK	7295	03								
THAMES ELEMENTARY	7295	05								
TIMBERTON IMPROVEMENT	7295	13								

	PLAYGROUND IMPROVEMEN	7295 15								
	DAHMER PARK	7295 18								
	CAMERON FIELD	7295 19								
	REC.FAC. - STORM DAMA	7295 40								
	DUNCAN LAKE	7295 42								
	CHAIN PARK	7295 43								
	VETERAN'S PARK	7295 46								
	TATUM PARK/DIXIE YOUT	7295 49	116750	46,998	114446	49301	91.6	98.0	8,100	6.9
	KATZ PARK WALL	7295 50								
	TOWN SQUARE PARK	7295 52								
	MISC.OTHER IMPROVEMEN	7295 99								
	OTHER IMPROVEMENTS		116750	46,998	114446	49301	91.6	98.0	8,100	6.9
	IMPROVEMENT OTHER TH		306750	46,998	146546	207201	91.6	47.7	146,881-	47.8-
	MACHINERY AND EQUIPMENT									
	8/29/05 STORM EQUIP	7302								
	OFFICE FURN/EQUIP.	7325								
	DATA PROCESSING EQUIP.	7327								
	AGRICULTURAL EQUIPMENT	7335	58500		940	57560	91.6	1.6	57,474-	98.2-
	RECREATIONAL EQUIPMENT	7350								
	COMMUNICATION EQUIPMEN	7355								
	OTHER EQUIPMENT	7399								
	MACHINERY AND EQUIPM		58500		940	57560	91.6	1.6	57,474-	98.2-
	VEHICLES									
	BUSES	7410								
	PICK UP TRUCKS	7420								
	SPECIAL TRUCKS	7450								
	VEHICLES									
	CAPITAL OUTLAY		365250	46,998	147486	264761	91.6	40.3	204,356-	55.9-
168527	EXPENDITURES		2754325	4,742	2091437	667631	91.6	75.9	472,757-	17.1-

002315 - PKS/REC-REC.ADMIN/COM.REL.

CITY OF HATTIESBURG
EXPENDITURE REPORT
ALL FUNDS
11 Months Ending 08/31/17

THIS MONTH ACTUAL		OBJ/SUB	ANNUAL BUDGET	OPEN PO & CONTRACTS	YTD ACTUAL	REMAINING BALANCE	PERCENT PLAN	PERCENT ACTUAL	....PROJECTED.... OVER/UNDER	%
	SALARIES									
23305	REGULAR WAGES	4000	352189		306098	46091	91.6	86.9	18,263-	5.1-
	DISASTER RECOVERY WAGE	4010			865	865-			943	
	OVERTIME	4300			697	697-			760	
	DISASTER RECOVERY OVER	4310			1041	1041-			1,135	
23305	SALARIES		352189		308701	43488	91.6	87.6	15,424-	4.3-
	EMPLOYEE BENEFITS									
2525	STATE RETIREMENT	4600	54355		36525	17830	91.6	67.1	14,509-	26.6-
1717	F.I.C.A. TAXES	4700	26401		22703	3698	91.6	85.9	1,634-	6.1-
3000	HOSPITALIZATION INS.	4800	46200		41000	5200	91.6	88.7	1,472-	3.1-
	UNEMPLOYMENT BENEFITS	4900	500			500	91.6		500-	100.0-
13217	WORKMAN'S COMPENSATION	4910	29365		29377	12-	91.6	100.0	2,682	9.1
20459	EMPLOYEE BENEFITS		156821		129605	27216	91.6	82.6	15,433-	9.8-
43765	PERSONAL SERVICES		509010		438306	70704	91.6	86.1	30,858-	6.0-
	OFFICE SUPPLIES									
	PAPER	5003	1050		520	530	91.6	49.5	482-	45.9-
	PRINTED FORMS	5005								
1073	OTHER EXPENDABLE OFF.S	5010	2800	295	2146	358	91.6	76.6	458-	16.3-
	MINOR OFFICE EQUIP/FUR	5020								
	SUBSCRIPTIONS,MAGS,MAP	5050								
	BOOKS	5070								
	COMPUTER SUPPLIES	5080	8100		6840	1260	91.6	84.4	638-	7.8-
1073	OFFICE SUPPLIES		11950	295	9506	2149	91.6	79.5	1,579-	13.2-
	OPERATING SUPPLIES									
	CLEANING/JANITORIAL SP	5100								
	HOUSEHOLD SUPPLIES	5110								
	FOOD	5115								
	MEDICAL SUPPLIES	5120	200		119	81	91.6	59.5	70-	35.0-
	CHEMICALS	5130	8500		3485	5015	91.6	41.0	4,698-	55.2-
	SERVE-SAFE SUPPLIES	5155	200			200	91.6		200-	100.0-
257	GAS AND OIL	5250	8800		1961	6839	91.6	22.2	6,660-	75.6-
	LUBRICANTS	5255								
	OTHER FUEL	5260								
	WEARING APPAREL	5355	850			850	91.6		850-	100.0-
	CONCRETE, CEMENT, ETC.	5405								
	SAND,CLAY,GRVL,FILL DI	5415								
	HORT./LANDSCAPING SPLY	5440								
	MINOR EQUIPMENT	5460	5000			5000	91.6		5,000-	100.0-
1246	RECREATIONAL SUPPLIES	5510	60087	15,544	37627	6916	91.6	62.6	19,039-	31.6-

	MDSE FOR RESALE	5520								
	CERAMIC SUP.FOR RESALE	5521	1000			1000	91.6		1,000-	100.0-
	OTHER OPERATING MATL/S	5590								
1503	OPERATING SUPPLIES		84637	15,544	43192	25900	91.6	51.0	37,519-	44.3-
	REPAIR & MAINTENANCE SP									
	BUILDING MATERIALS & S	5600								
	ELECTRICAL SUPPLIES	5605								
	PLUMBING SUPPLIES	5610								
	STRUCTURAL STEEL & IRO	5620								
	PAINT AND PAINTING SPL	5650	200			200	91.6		200-	100.0-
	MTR VEHICLE REP. PTS/S	5700	1200		13	1187	91.6	1.0	1,185-	98.7-
	RECREATIONAL EQ. REP P	5765								
	REPAIR & MAINTENANCE		1400		13	1387	91.6	.9	1,385-	98.9-
2575	SUPPLIES AND EXPENSES		97987	15,839	52711	29436	91.6	53.7	40,484-	41.3-
	PROFESSIONAL SERVICES									
	ARCHITECTURAL	6012								
	CONSULTANT SERV/SURVEY	6020								
	CONTRACTUAL PROGRAMS	6032								
5045	OFFICIALS	6034	89644		47559	42085	91.6	53.0	37,762-	42.1-
11059	OTHER PROFESSIONAL SER	6049	157708	2,000	135831	19877	91.6	86.1	9,528-	6.0-
16104	PROFESSIONAL SERVICE		247352	2,000	183390	61962	91.6	74.1	47,290-	19.1-
	COMMUNICATIONS									
60	TELEPHONE AND TELEGRAP	6060	1760		1047	713	91.6	59.4	617-	35.0-
	POSTAGE	6070								
60	COMMUNICATIONS		1760		1047	713	91.6	59.4	617-	35.0-
	TRANSPORTATION									
	TRAVEL EXPENSE	6110	1650		325	1325	91.6	19.6	1,296-	78.5-
	CONTRACT TRAVEL	6115								
6	FREIGHT	6120	500		170	330	91.6	34.0	314-	62.8-
	MESSENGER/EXPRESS SERV	6130								
6	TRANSPORTATION		2150		495	1655	91.6	23.0	1,610-	74.8-
	ADVERTISING									
	ADVERTISING	6150								
	ADVERTISING-SPEC. EVEN	6152	3540		1500	2040	91.6	42.3	1,903-	53.7-
	ADVERTISING-SENIOR FAR	6154	1800	445	1234	120	91.6	68.5	453-	25.1-
	ADVERTISING		5340	445	2734	2160	91.6	51.1	2,358-	44.1-
	PRINTING AND BINDING									
	PRINTING	6200								
	FILM PROCESSING	6240								
	PRINTING AND BINDING									
	INSURANCE									
	PUBLIC LIAB/PROPERTY D	6255								
	BOILER MACHINERY	6260								

	OTHER INSURANCE	6299								
	INSURANCE									
	UTILITIES									
26	GAS	6300	4000		1812	2188	91.6	45.3	2,023-	50.5-
13216	ELECTRICITY	6305	182800		148048	34752	91.6	80.9	21,293-	11.6-
13242	UTILITIES		186800		149860	36940	91.6	80.2	23,316-	12.4-
	REPR/MAINT-OUTSIDE LABO									
	BUILDING R&M	6350	1000			1000	91.6		1,000-	100.0-
	ELECTRICAL R&M	6355								
	PLUMBING EQUIPMENT R&M	6357								
	OFFICE EQUIPMENT R&M	6365	1400			1400	91.6		1,400-	100.0-
	HOUSEHOLD EQUIPMENT R&	6370								
	FIXED EQUIPMENT R&M	6380								
	MINOR EQUIPMENT R&M	6382								
	MOTOR VEHICLE EQ. R&M	6384	2000			2000	91.6		2,000-	100.0-
	RECREATIONAL EQ. R&M	6388								
	COMMUNICATION EQ. R&M	6390								
219	DISINFECT./EXTERMINATI	6394	2000		1848	152	91.6	92.4	16	.8
	SIGN PAINTING	6396	400			400	91.6		400-	100.0-
	TOW IN CHARGES	6398								
	OTHER REPAIRS AND MAIN	6399								
219	REPR/MAINT-OUTSIDE L		6800		1848	4952	91.6	27.1	4,784-	70.3-
	RENTALS									
	LAND RENT	6400								
	MACHINERY RENT	6420								
	CYLINDER RENT	6425								
	MOP-MAT-RAG-RENT	6435								
	OTHER RENT	6449	1100		1080	20	91.6	98.1	78	7.0
	RENTALS		1100		1080	20	91.6	98.1	78	7.0
	OTHER SERVICES & CHARGE									
309	PROP.TAX COLL. FEES .0	6830	7000		3571	3429	91.6	51.0	3,104-	44.3-
37	PROP.TAX COLL. FEES.00	6831	8000		5092	2908	91.6	63.6	2,445-	30.5-
	BANK SERV/TRF FEE	6832								
	DUES AND MEMBERSHIPS	6840	1000		860	140	91.6	86.0	61-	6.1-
	REGISTRATION FEE/TUITI	6845	900		180	720	91.6	20.0	703-	78.1-
	CONTRACT COACHES	6852								
	DAY CAMP COUNSELORS	6855								
	CUSTODIAL SERVICE	6870								
	SERVICES NOT SPECIFIED	6999	200			200	91.6		200-	100.0-
346	OTHER SERVICES & CHA		17100		9703	7397	91.6	56.7	6,514-	38.0-
29977	OTHER SERVICES & CHAR		468402	2,445	350158	115798	91.6	74.7	86,412-	18.4-
	IMPROVEMENT OTHER THAN									
	PARKING LOT/DRIVEWAY	7227	46998	46,998		1	91.6		46,998-	100.0-
	OTHER IMPROVEMENTS	7295								

	IMPROVEMENT OTHER TH		46998	46,998		1	91.6		46,998-	100.0-
	MACHINERY AND EQUIPMENT									
	OFFICE FURN/EQUIP.	7325								
	DATA PROCESSING EQUIP.	7327								
	RECREATIONAL EQUIPMENT	7350								
	COMMUNICATION EQUIPMEN	7355								
	MACHINERY AND EQUIPM									
	VEHICLES									
	PICK UP TRUCKS	7420								
	VEHICLES									
	CAPITAL OUTLAY		46998	46,998		1	91.6		46,998-	100.0-
76317	EXPENDITURES		1122397	65,282	841175	215939	91.6	74.9	204,751-	18.2-

002341 - PKS/REC-KAMPER PARK ZOO DIV.

CITY OF HATTIESBURG
EXPENDITURE REPORT
ALL FUNDS
11 Months Ending 08/31/17

THIS MONTH ACTUAL		OBJ/SUB	ANNUAL BUDGET	OPEN PO & CONTRACTS	YTD ACTUAL	REMAINING BALANCE	PERCENT PLAN ACTUAL		....PROJECTED.... OVER/UNDER	%
	SALARIES									
	REGULAR WAGES	4000								
	DISASTER RECOVERY WAGE	4010								
	OVERTIME	4300								
	DISASTER RECOVERY OVER	4310								
---			---	---	---	---	---	---	---	---
	SALARIES									
	EMPLOYEE BENEFITS									
	STATE RETIREMENT	4600								
	F.I.C.A. TAXES	4700								
	HOSPITALIZATION INS.	4800								
	UNEMPLOYMENT BENEFITS	4900								
	WORKMAN'S COMPENSATION	4910								
---			---	---	---	---	---	---	---	---
	EMPLOYEE BENEFITS									
---			---	---	---	---	---	---	---	---
	PERSONAL SERVICES									
	OFFICE SUPPLIES									
	PAPER	5003								
	PRINTED FORMS	5005								
	OTHER EXPENDABLE OFF.S	5010								
	MINOR OFFICE EQUIP/FUR	5020								
	PHOTO SUPPLIES	5040								
	SUBSCRIPTIONS,MAGS,MAP	5050								
	BOOKS	5070								
---			---	---	---	---	---	---	---	---
	OFFICE SUPPLIES									
	OPERATING SUPPLIES									
	CLEANING/JANITORIAL SP	5100								
	HOUSEHOLD SUPPLIES	5110								
	MEDICAL SUPPLIES	5120								
	CHEMICALS	5130								
	FEED FOR ANIMALS	5150								
	ANIMAL SUPPLIES	5160								
	GAS AND OIL	5250								
	LUBRICANTS	5255								
	DIESEL FUEL	5257								
	OTHER FUEL	5260								
	WEARING APPAREL	5355								
	CONCRETE, CEMENT, ETC.	5405								
	SAND,CLAY,GRVL,FILL DI	5415								
	HORT./LANDSCAPING SPLY	5440								
	HAND TOOLS	5450								

MINOR EQUIPMENT 5460
RECREATIONAL SUPPLIES 5510
CONCESSION SUPPLIES 5515
MDSE FOR RESALE-GIFTSH 5520
MDSE FOR RESALE-CONCES 5522
TRAFFIC SIGNS 5545
OTHER OPERATING MATL/S 5590

OPERATING SUPPLIES

REPAIR & MAINTENANCE SP
BUILDING MATERIALS & S 5600
ELECTRICAL SUPPLIES 5605
PLUMBING SUPPLIES 5610
STRUCTURAL STEEL & IRO 5620
PAINT AND PAINTING SPL 5650
MTR VEHICLE REP. PTS/S 5700
COMMUNICATION REPAIR P 5750
AGRICLTRL REPAIR PTS/S 5755
RECREATIONAL EQ. REP P 5765
OTHER REPAIR/MAINT. SP 5990

REPAIR & MAINTENANCE

SUPPLIES AND EXPENSES

PROFESSIONAL SERVICES
VETERINARIAN 6030
OTHER PROFESSIONAL SER 6049
OTHER PROF SERV-KPZ CO 6049 98

PROFESSIONAL SERVICE

COMMUNICATIONS
TELEPHONE AND TELEGRAP 6060
POSTAGE 6070

COMMUNICATIONS

TRANSPORTATION
TRAVEL EXPENSE 6110
FREIGHT 6120
MESSENGER/EXPRESS SERV 6130

TRANSPORTATION

ADVERTISING
ADVERTISING 6150

ADVERTISING

PRINTING AND BINDING
PRINTING 6200
FILM PROCESSING 6240

PRINTING AND BINDING

INSURANCE

	PUBLIC LIAB/PROPERTY D	6255								
	BOILER MACHINERY	6260								
	AUTOMOBILE INSURANCE	6265								
---			---	---	---	---	---	---	---	---
	INSURANCE									
	UTILITIES									
	GAS	6300								
	ELECTRICITY	6305								
---			---	---	---	---	---	---	---	---
	UTILITIES									
	REPR/MAINT-OUTSIDE LABO									
	BUILDING R&M	6350								
	ELECTRICAL R&M	6355								
	PLUMBING EQUIPMENT R&M	6357								
	OFFICE EQUIPMENT R&M	6365								
	HOUSEHOLD EQUIPMENT R&	6370								
	FIXED EQUIPMENT R&M	6380								
	MINOR EQUIPMENT R&M	6382								
	MOTOR VEHICLE EQ. R&M	6384								
	AGRICULTURAL EQ. R&M	6387								
	RECREATIONAL EQ. R&M	6388								
	COMMUNICATION EQ. R&M	6390								
	DISINFECT./EXTERMINATI	6394								
	SIGN PAINTING	6396								
	TOW IN CHARGES	6398								
	OTHER REPAIRS AND MAIN	6399								
---			---	---	---	---	---	---	---	---
	REPR/MAINT-OUTSIDE L									
	RENTALS									
	LAND RENT	6400								
	BUILDING RENT	6405								
	MACHINERY RENT	6420								
	CYLINDER RENT	6425								
	UNIFORM RENT	6430								
	MOP-MAT-RAG RENT	6435								
	OTHER RENT	6449								
---			---	---	---	---	---	---	---	---
	RENTALS									
	OTHER SERVICES & CHARGE									
	THEFT LOSS	6818								
	DUES AND MEMBERSHIPS	6840								
	REGISTRATION FEE/TUITI	6845								
	CUSTODIAL SERVICE	6870								
	SALES TAX-KPZ RIDES	6996								
	SERVICES NOT SPECIFIED	6999								
---			---	---	---	---	---	---	---	---
	OTHER SERVICES & CHA									
---			---	---	---	---	---	---	---	---
	OTHER SERVICES & CHAR									
	BUILDING/BLD IMPROVEMEN									
	BUILDINGS	7100								

K.P CONCESSION STAND 7100 06
REHAB. EXISTING BLDGS 7100 12

BUILDINGS
BUILDING IMPROVEMENTS 7150
ED CENTER HOLDING ARE 7150 08

BUILDING IMPROVEMEN

BUILDING/BLD IMPROVE
IMPROVEMENT OTHER THAN
PARKING LOT/DRIVEWAY 7227
STREETS & ROADWAYS 7230
PARK & PLAYGROUND LIGH 7240
LANDSCAPING 7250
OTHER IMPROVEMENTS 7295
TIGER EXHIBIT 7295 14
ZEBRA EXHIBIT 7295 17
SMALL ANIMAL EXHIBITS 7295 23
AFRICAN EXHIBIT 7295 25
PRAIRIE DOG EXHIBIT 7295 48
MISC.OTHER IMPROVEMEN 7295 99

OTHER IMPROVEMENTS

IMPROVEMENT OTHER TH
MACHINERY AND EQUIPMENT
HOUSEHOLD FURN/EQUIP. 7320
DATA PROCESSING EQUIP. 7327
AGRICULTURAL EQUIPMENT 7335
RECREATIONAL EQUIPMENT 7350
COMMUNICATION EQUIPMEN 7355
OTHER EQUIPMENT 7399

MACHINERY AND EQUIPM
VEHICLES
AUTOMOBILES 7400
PICK UP TRUCKS 7420

VEHICLES
OTHER
ZOOLOGICAL ANIMALS 7505

OTHER

CAPITAL OUTLAY

EXPENDITURES

004369 - LIBRARY FUND EXPENDITURES

CITY OF HATTIESBURG
EXPENDITURE REPORT
ALL FUNDS
11 Months Ending 08/31/17

THIS MONTH ACTUAL		OBJ/SUB	ANNUAL BUDGET	OPEN PO & CONTRACTS	YTD ACTUAL	REMAINING BALANCE	PERCENT PLAN	ACTUAL	....PROJECTED.... OVER/UNDER	%
	OTHER SERVICES & CHARGE									
302	PROP.TAX COLL. FEES .0	6830			3483	3483-			3,799	
36	PROP.TAX COLL. FEES.00	6831			4966	4966-			5,418	
337	OTHER SERVICES & CHA				8449	8449-			9,217	
337	OTHER SERVICES & CHAR				8449	8449-			9,217	
337	EXPENDITURES				8449	8449-			9,217	

005160 - H.M.F.P.FUND-FIRE DIVISION

CITY OF HATTIESBURG
EXPENDITURE REPORT
ALL FUNDS
11 Months Ending 08/31/17

THIS MONTH ACTUAL		OBJ/SUB	ANNUAL BUDGET	OPEN PO & CONTRACTS	YTD ACTUAL	REMAINING BALANCE	PERCENT PLAN	PERCENT ACTUAL	....PROJECTED.... OVER/UNDER	%
	OFFICE SUPPLIES									
	MINOR OFFICE EQUIP/FUR	5020	3000			3000	91.6		3,000-	100.0-
	PUBLIC EDUCATION MAT'L	5032								
	OFFICE SUPPLIES		3000			3000	91.6		3,000-	100.0-
	OPERATING SUPPLIES									
	GAS AND OIL	5250								
	WEARING APPAREL	5355	59873		47256	12617	91.6	78.9	8,321-	13.8-
	MINOR EQUIPMENT	5460	400			400	91.6		400-	100.0-
	MINOR FIRE FIGHTING EQ	5462								
	HAZ.MAT SUPPLIES	5466								
	FIRE HOSE	5470	2088			2088	91.6		2,088-	100.0-
	SFTY/FIRE P/MATL CONTR	5535								
	OTHER OPER.MATLS-USM	5590	1500			1500	91.6		1,500-	100.0-
	OPERATING SUPPLIES		63861		47256	16605	91.6	73.9	12,309-	19.2-
	REPAIR & MAINTENANCE SP									
	MTR VEHICLE REP. PTS/S	5700								
	COMMUNICATION REPAIR P	5750	525			525	91.6		525-	100.0-
	MINOR COMPUTER EQUIP.	5800	2000			2000	91.6		2,000-	100.0-
	REPAIR & MAINTENANCE		2525			2525	91.6		2,525-	100.0-
	SUPPLIES AND EXPENSES		69386		47256	22130	91.6	68.1	17,834-	25.7-
	OTHER PROFESSIONAL SER	6049	6175	5,100		1075	91.6		6,175-	100.0-
	TRANSPORTATION									
	TRAVEL EXPENSE	6110								
	TRANSPORTATION									
	REPR/MAINT-OUTSIDE LABO									
	BUILDING R&M (USM)	6350	1500			1500	91.6		1,500-	100.0-
	MOTOR VEHICLE EQ. R&M	6384								
	COMMUNICATION EQ. R&M	6390								
	REPR/MAINT-OUTSIDE L		1500			1500	91.6		1,500-	100.0-
	OTHER SERVICES & CHARGE									
	BANK SERV/TRF FEE	6832								
60-	REGISTRATION FEE/TUITI	6845	19295		16779	2516	91.6	86.9	990-	5.1-
60-	OTHER SERVICES & CHA		19295		16779	2516	91.6	86.9	990-	5.1-
60-	OTHER SERVICES & CHAR		26970	5,100	16779	5091	91.6	62.2	8,665-	32.1-

	LAND									
	LAND	7000								
	LAND									
	BUILDING/BLD IMPROVEMEN									
	BUILDINGS	7100								
	FIRE DRILL TOWER	7100 02	6000			6000	91.6		6,000-	100.0-
	FIRE STATIONS	7100 20	4500		4400	100	91.6	97.7	300	6.6
	BUILDINGS		10500		4400	6100	91.6	41.9	5,700-	54.2-
	BUILDING IMPROVEMENTS	7150								
	FIRE STA IMPR-USM MON	7150 30								
	BUILDING IMPROVEMEN									
	BUILDING/BLD IMPROVE		10500		4400	6100	91.6	41.9	5,700-	54.2-
	IMPROVEMENT OTHER THAN									
	PARKING LOT/DRIVEWAY	7227								
	LANDSCAPING	7250								
	OTHER IMPROVEMENTS	7295	9500			9500	91.6		9,500-	100.0-
	OTHER IMPROVEMENTS-USM	7297								
	IMPROVEMENT OTHER TH		9500			9500	91.6		9,500-	100.0-
	MACHINERY AND EQUIPMENT									
	FIRE FIGHTING	7315	27270	17,670	9070	530	91.6	33.2	17,376-	63.7-
	HOUSEHOLD FURN/EQUIP.	7320	15000			15000	91.6		15,000-	100.0-
	OFFICE FURN/EQUIP.	7325								
	DATA PROCESSING EQUIP.	7327	11500	11,225		275	91.6		11,500-	100.0-
	AGRICULTURAL EQUIPMENT	7335								
3334	COMMUNICATION EQUIPMEN	7355	18765		11381	7384	91.6	60.6	6,349-	33.8-
	COMMUNICATION EQ-USM	7356	31000		19886	11114	91.6	64.1	9,306-	30.0-
	HYDRANTS & METERS(USM)	7365								
	OTHER EQUIP-USM MONIES	7398								
	OTHER EQUIPMENT	7399								
3334	MACHINERY AND EQUIPM		103535	28,895	40337	34303	91.6	38.9	59,531-	57.4-
	VEHICLES									
	AUTOMOBILES	7400								
	MOTORCYCLES	7405								
	BUSES	7410								
	PICK UP TRUCKS	7420	60000		35465	24535	91.6	59.1	21,310-	35.5-
	HEAVY TRUCKS	7430								
	FIRE TRUCKS	7435								
	VEHICLES		60000		35465	24535	91.6	59.1	21,310-	35.5-
3334	CAPITAL OUTLAY		183535	28,895	80202	74438	91.6	43.6	96,041-	52.3-
3274	EXPENDITURES		279891	33,995	144237	101659	91.6	51.5	122,541-	43.7-

005460 - H.M.F.P.FUND-CAPITAL LEASES

CITY OF HATTIESBURG
EXPENDITURE REPORT
ALL FUNDS
11 Months Ending 08/31/17

THIS MONTH ACTUAL		OBJ/SUB	ANNUAL BUDGET	OPEN PO & CONTRACTS	YTD ACTUAL	REMAINING BALANCE	PERCENT PLAN	PERCENT ACTUAL	....PROJECTED.... OVER/UNDER	%
	CAPITAL LEASE PAYMENTS									
	MDB-BLDG-FIRE STA #8	8515								
	FIRE TRUCKS LEASE-A'04	8527								
	FIRE TRUCKS LEASE-B'04	8528								
15691	FIRE TRUCKS LEASE-'16	8529	187320		171602	15718	91.6	91.6	117-	
	FIRE PROT.EQUIP.LEASE	8530								
13953	FIRE TRUCKS LEASE-'11	8532	165737		151751	13986	91.6	91.5	191-	.1-
29644	CAPITAL LEASE PAYMEN		353057		323354	29703	91.6	91.5	307-	
	INTEREST ON CAPITAL LEA									
	MDB-BLDG-FIRE STA #8	8615								
	FIRE TRUCKS LEASE-A'04	8627								
	FIRE TRUCKS LEASE-B'04	8628								
687	FIRE TRUCKS LEASE-'16	8629	9218		8549	669	91.6	92.7	108	1.1
	FIRE PROT.EQUIP.LEASE	8630								
387	FIRE TRUCKS LEASE-'11	8632	6351		5995	356	91.6	94.3	189	2.9
1074	INTEREST ON CAPITAL		15569		14544	1025	91.6	93.4	297	1.9
30718	DEBT SERVICE		368626		337898	30728	91.6	91.6	10-	
30718	EXPENDITURES		368626		337898	30728	91.6	91.6	10-	

THIS MONTH ACTUAL		OBJ/SUB	ANNUAL BUDGET	OPEN PO & CONTRACTS	YTD ACTUAL	REMAINING BALANCE	PERCENT PLAN	PERCENT ACTUAL	....PROJECTED.... OVER/UNDER	%
	OPERATING SUPPLIES									
	CHEMICALS	5130								
	GAS AND OIL	5250								
	LUBRICANTS	5255								
	OTHER FUEL	5260								
	ASPHALT & ASPHALT PROD	5400								
	CONCRETE, CEMENT, ETC.	5405								
	BRICK,STONE,MORTAR,ETC	5410								
	SAND,CLAY,GRVL,FILL DI	5415								
	DRAINAGE PIPE & CULVER	5420								
	HORT./LANDSCAPING SPLY	5440								
	MINOR EQUIPMENT	5460								
	TRAFFIC CONTROL EQ. SP	5540								
---			---	---	---	---	---	---	---	---
	OPERATING SUPPLIES									
	REPAIR & MAINTENANCE SP									
	BUILDING MATERIALS & S	5600								
	PLUMBING SUPPLIES	5610								
	STRUCTURAL STEEL & IRO	5620								
---			---	---	---	---	---	---	---	---
	REPAIR & MAINTENANCE									
---			---	---	---	---	---	---	---	---
	SUPPLIES AND EXPENSES									
	PROFESSIONAL SERVICES									
	OTHER PROFESSIONAL SER	6049								
---			---	---	---	---	---	---	---	---
	PROFESSIONAL SERVICE									
	REPR/MAINT-OUTSIDE LABO									
	STREETS & STRUCTURES R	6360	179290	138,696	127255	86661-	91.6	70.9	40,466-	22.5-
---			---	---	---	---	---	---	---	---
	REPR/MAINT-OUTSIDE L		179290	138,696	127255	86661-	91.6	70.9	40,466-	22.5-
---			---	---	---	---	---	---	---	---
	OTHER SERVICES & CHAR		179290	138,696	127255	86661-	91.6	70.9	40,466-	22.5-
	LAND									
	LAND	7000								
	EASEMENTS	7010								
	STREETS & ROADWAYS	7230								
	4TH STREET	7230 09								
	LINCOLN RD-FAUS-#1	7230 12								
	LINCOLN RD-FAUS-#2	7230 17								
	LINCOLN RD-FAUS-#3	7230 27								
	LINCOLN RD-FAUS-#4	7230 29								

	CLASSIC DR-FAUS	7230 36								
	SOUTH 28TH-FAUS	7230 37								
	WALMART/TIF PROJECT	7230 80								
---			---	---	---	---	---	---	---	---
	STREETS & ROADWAYS									
---			---	---	---	---	---	---	---	---
	LAND									
---			---	---	---	---	---	---	---	---
	CAPITAL OUTLAY									
---			---	---	---	---	---	---	---	---
	EXPENDITURES		179290	138,696	127255	86661-	91.6	70.9	40,466-	22.5-

009660 - W&S O&M-CUSTOMER ACCT. DIV.

CITY OF HATTIESBURG
EXPENDITURE REPORT
ALL FUNDS
11 Months Ending 08/31/17

THIS MONTH ACTUAL		OBJ/SUB	ANNUAL BUDGET	OPEN PO & CONTRACTS	YTD ACTUAL	REMAINING BALANCE	PERCENT PLAN	PERCENT ACTUAL	....PROJECTED.... OVER/UNDER	%
	SALARIES									
19400	REGULAR WAGES	4000	296482		248287	48195	91.6	83.7	25,624-	8.6-
	DISASTER RECOVERY WAGE	4010			839	839-			915	
338	OVERTIME	4300	4500		3703	797	91.6	82.2	460-	10.2-
	DISASTER RECOVERY OVER	4310			147	147-			160	
19738	SALARIES		300982		252976	48006	91.6	84.0	25,008-	8.3-
	EMPLOYEE BENEFITS									
3109	STATE RETIREMENT	4600	47405		39844	7561	91.6	84.0	3,938-	8.3-
1472	F.I.C.A. TAXES	4700	23025		18859	4166	91.6	81.9	2,451-	10.6-
10000	HOSPITALIZATION INS.	4800	85800		79050	6750	91.6	92.1	436	.5
	UNEMPLOYMENT BENEFITS	4900	500			500	91.6		500-	100.0-
3794	WORKMAN'S COMPENSATION	4910	8411		8433	22-	91.6	100.2	788	9.3
18375	EMPLOYEE BENEFITS		165141		146186	18955	91.6	88.5	5,665-	3.4-
38113	PERSONAL SERVICES		466123		399161	66962	91.6	85.6	30,674-	6.5-
	OFFICE SUPPLIES									
	PAPER	5003	3000	850	2004	146	91.6	66.8	813-	27.1-
	PRINTED FORMS	5005								
148	OTHER EXPENDABLE OFF.S	5010	3680	543	3022	115	91.6	82.1	383-	10.4-
	MINOR OFFICE EQUIP/FUR	5020	1700		1636	64	91.6	96.2	84	4.9
	BOOKS	5070								
148	OFFICE SUPPLIES		8380	1,393	6662	325	91.6	79.4	1,112-	13.2-
	OPERATING SUPPLIES									
76	CLEANING/JANITORIAL SP	5100	1000		719	281	91.6	71.9	215-	21.5-
	MEDICAL SUPPLIES	5120								
742	GAS AND OIL	5250	12000		8697	3303	91.6	72.4	2,512-	20.9-
	LUBRICANTS	5255								
	CONCRETE, CEMENT, ETC.	5405								
	HAND TOOLS	5450	3000		2880	120	91.6	96.0	141	4.7
	MINOR EQUIPMENT	5460	2100		2100		91.6	100.0	190	9.0
	METER LOCKS	5467	4900		4877	23	91.6	99.5	420	8.5
256	OTHER OPERATING MATL/S	5590	260		256	4	91.6	98.4	19	7.3
1074	OPERATING SUPPLIES		23260		19528	3732	91.6	83.9	1,956-	8.4-
	REPAIR & MAINTENANCE SP									
32	ELECTRICAL SUPPLIES	5605	500		40-	540	91.6	8.0	456-	91.2-
	MTR VEHICLE REP. PTS/S	5700	3457	198	2834	426	91.6	81.9	365-	10.5-
	COMMUNICATION REPAIR P	5750								
129	OTHER REPAIR/MAINT. SP	5990	1000		529	471	91.6	52.9	422-	42.2-

161	REPAIR & MAINTENANCE		4957	198	3323	1437	91.6	67.0	1,331-	26.8-
1383	SUPPLIES AND EXPENSES		36597	1,591	29513	5494	91.6	80.6	4,401-	12.0-
	PROFESSIONAL SERVICES									
	AUDITING AND ACCOUNTIN	6010	25000			25000	91.6		25,000-	100.0-
	APPRAISAL	6017								
	LEGAL	6025								
	MEDICAL	6027								
1029	OTHER PROFESSIONAL SER	6049	24000		14431	9570	91.6	60.1	8,257-	34.4-
1029	PROFESSIONAL SERVICE		49000		14431	34570	91.6	29.4	33,257-	67.8-
	COMMUNICATIONS									
613	TELEPHONE AND TELEGRAP	6060	4130		4122	8	91.6	99.8	366	8.8
	POSTAGE	6070	49280		45496	3784	91.6	92.3	352	.7
613	COMMUNICATIONS		53410		49618	3792	91.6	92.9	718	1.3
	TRANSPORTATION									
61	FREIGHT	6120	500		136	364	91.6	27.2	351-	70.2-
61	TRANSPORTATION		500		136	364	91.6	27.2	351-	70.2-
	ADVERTISING									
	ADVERTISING	6150								
	ADVERTISING									
	PRINTING AND BINDING									
237	PRINTING	6200	4100		3614	486	91.6	88.1	158-	3.8-
237	PRINTING AND BINDING		4100		3614	486	91.6	88.1	158-	3.8-
	INSURANCE									
	AUTOMOBILE INSURANCE	6265								
	INSURANCE									
	UTILITIES									
13	GAS	6300	1200		474	726	91.6	39.5	682-	56.8-
500	ELECTRICITY	6305	6000		4748	1252	91.6	79.1	820-	13.6-
513	UTILITIES		7200		5222	1978	91.6	72.5	1,503-	20.8-
	REPR/MAINT-OUTSIDE LABO									
	BUILDING R&M	6350	4000		30	3970	91.6	.7	3,967-	99.1-
	OFFICE EQUIPMENT R&M	6365	5300		4573	727	91.6	86.2	311-	5.8-
	FIXED EQUIPMENT R&M	6380	1075	75	150-	1150	91.6	13.9	911-	84.7-
	MOTOR VEHICLE EQ. R&M	6384	3990	2	130	3858	91.6	3.2	3,848-	96.4-
	COMMUNICATION EQ. R&M	6390	800		720	80	91.6	90.0	14-	1.7-
45	DISINFECT./EXTERMINATI	6394	900		420	480	91.6	46.6	441-	49.0-
	OTHER REPAIRS AND MAIN	6399	600			600	91.6		600-	100.0-
45	REPR/MAINT-OUTSIDE L		16665	77	5723	10865	91.6	34.3	10,421-	62.5-
	RENTALS									
	BUILDING RENT	6405								
	OFFICE EQUIPMENT RENT	6410								
57	UNIFORM RENT	6430	1300		975	325	91.6	75.0	236-	18.1-

	MOP-MAT-RAG RENT	6435								
	OTHER RENT	6449								
57	RENTALS		1300		975	325	91.6	75.0	236-	18.1-
	OTHER SERVICES & CHARGE									
	CASH OVERAGE/SHORTAGE	6819								
	BANK SERV/TRF FEE	6832								
	REFUNDS	6835								
	WATER RELATED REFUND	6835 WTR								
	REFUNDS									
	NSF CHECKS	6836								
	DUES AND MEMBERSHIPS	6840								
	REGISTRATION FEE/TUITI	6845	1100			1100	91.6		1,100-	100.0-
	SERVICES NOT SPECIFIED	6999	4000		4000		91.6	100.0	363	9.0
	OTHER SERVICES & CHA		5100		4000	1100	91.6	78.4	736-	14.4-
2556	OTHER SERVICES & CHAR		137275	77	83718	53480	91.6	60.9	45,946-	33.4-
	BUILDING/BLD IMPROVEMEN									
	BUILDING IMPROVEMENTS	7150								
	WATER OFFICE RENOVATI	7150 16								
	BUILDING IMPROVEMEN									
	BUILDING/BLD IMPROVE									
	MACHINERY AND EQUIPMENT									
	OFFICE FURN/EQUIP.	7325								
	DATA PROCESSING EQUIP.	7327								
	WATER UTILITY SOFTWARE	7329								
	CONSTRUCTION EQUIPMENT	7345								
	COMMUNICATION EQUIPMEN	7355								
	OTHER EQUIPMENT	7399								
	MACHINERY AND EQUIPM									
	VEHICLES									
	AUTOMOBILES	7400								
	PICK UP TRUCKS	7420								
	SPECIAL TRUCKS	7450								
	VEHICLES									
	CAPITAL OUTLAY									
42053	EXPENDITURES		639995	1,668	512392	125936	91.6	80.0	81,021-	12.6-

009672 - W&S O&M-WATER TRANSMISSION DIV

CITY OF HATTIESBURG
EXPENDITURE REPORT
ALL FUNDS
11 Months Ending 08/31/17

THIS MONTH ACTUAL		OBJ/SUB	ANNUAL BUDGET	OPEN PO & CONTRACTS	YTD ACTUAL	REMAINING BALANCE	PERCENT PLAN	PERCENT ACTUAL	....PROJECTED.... OVER/UNDER	%
	SALARIES									
37328	REGULAR WAGES	4000	507097		419613	87484	91.6	82.7	49,337-	9.7-
	DISASTER RECOVERY WAGE	4010			3929	3929-			4,286	
1136	OVERTIME	4300	35000		19375	15625	91.6	55.3	13,863-	39.6-
	DISASTER RECOVERY OVER	4310			2673	2673-			2,916	
38464	SALARIES		542097		445589	96508	91.6	82.1	55,999-	10.3-
	EMPLOYEE BENEFITS									
6058	STATE RETIREMENT	4600	85380		70180	15200	91.6	82.1	8,820-	10.3-
2870	F.I.C.A. TAXES	4700	41470		33388	8082	91.6	80.5	5,046-	12.1-
16000	HOSPITALIZATION INS.	4800	125400		116600	8800	91.6	92.9	1,800	1.4
	UNEMPLOYMENT BENEFITS	4900	1000			1000	91.6		1,000-	100.0-
14888	WORKMAN'S COMPENSATION	4910	17309		33091	15782-	91.6	191.1	18,790	108.5
39816	EMPLOYEE BENEFITS		270559		253260	17299	91.6	93.6	5,724	2.1
78280	PERSONAL SERVICES		812656		698849	113807	91.6	85.9	50,275-	6.1-
	OFFICE SUPPLIES									
	PAPER	5003								
	PRINTED FORMS	5005								
	OTHER EXPENDABLE OFF.S	5010								
	MINOR OFFICE EQUIP/FUR	5020								
	SUBSCRIPTIONS,MAGS,MAP	5050								
	OFFICE SUPPLIES									
	OPERATING SUPPLIES									
	CLEANING/JANITORIAL SP	5100								
	MEDICAL SUPPLIES	5120								
	CHEMICALS	5130	30000			30000	91.6		30,000-	100.0-
3124	GAS AND OIL	5250	40000		35142	4858	91.6	87.8	1,663-	4.1-
	NATURAL GAS FUEL	5252								
	LUBRICANTS	5255								
148	DIESEL FUEL	5257	6000		1895	4105	91.6	31.5	3,932-	65.5-
	WEARING APPAREL	5355	4000		3232	768	91.6	80.8	474-	11.8-
	ASPHALT & ASPHALT PROD	5400	10000		9538	462	91.6	95.3	405	4.0
	CONCRETE, CEMENT, ETC.	5405								
	BRICK,STONE,MORTAR,ETC	5410	5000	4,900		100	91.6		5,000-	100.0-
	SAND,CLAY,GRVL,FILL DI	5415	10000		8024	1976	91.6	80.2	1,246-	12.4-
	HORT./LANDSCAPING SPLY	5440								
1158	HAND TOOLS	5450	7000		6091	909	91.6	87.0	355-	5.0-
	MINOR EQUIPMENT	5460	2000		1307	693	91.6	65.3	574-	28.7-
	HYDRANT PARTS	5480	1000			1000	91.6		1,000-	100.0-
	METER PARTS	5485	776		165	611	91.6	21.2	596-	76.8-

	VALVE PARTS	5490								
	PUMPING EQUIPMENT PART	5495								
	OTHER OPERATING MATL/S	5590	2000	7	1101	892	91.6	55.0	798-	39.9-
4430	OPERATING SUPPLIES		117776	4,907	66495	46374	91.6	56.4	45,236-	38.4-
	REPAIR & MAINTENANCE SP									
	BUILDING MATERIALS & S	5600								
	ELECTRICAL SUPPLIES	5605								
26290	PLUMBING SUPPLIES	5610	140000	4,222	113297	22482	91.6	80.9	16,403-	11.7-
	STRUCTURAL STEEL & IRO	5620								
	PAINT AND PAINTING SPL	5650	1000		959	41	91.6	95.9	46	4.6
169	MTR VEHICLE REP. PTS/S	5700	15000	1,578	6798	6624	91.6	45.3	7,584-	50.5-
	COMMUNICATION REPAIR P	5750								
	EXPENDABLE WELDING SPL	5770								
	OTHER REPAIR/MAINT. SP	5990	3245		1826	1419	91.6	56.2	1,253-	38.6-
	DISASTER REPAIR SUPPLI	5995	35216		35216		91.6	100.0	3,202	9.0
26459	REPAIR & MAINTENANCE		194461	5,800	158096	30565	91.6	81.2	21,992-	11.3-
30889	SUPPLIES AND EXPENSES		312237	10,707	224591	76940	91.6	71.9	67,228-	21.5-
	PROFESSIONAL SERVICES									
	ENGINEERING	6015								
	ABSTRACTING & RECORDIN	6023								
	MEDICAL	6027								
	OTHER PROFESSIONAL SER	6049								
	PROFESSIONAL SERVICE									
	COMMUNICATIONS									
	POSTAGE	6070								
	COMMUNICATIONS									
	TRANSPORTATION									
	TRAVEL EXPENSE	6110								
	FREIGHT	6120								
	TRANSPORTATION									
	ADVERTISING									
	ADVERTISING	6150								
	ADVERTISING									
	PRINTING AND BINDING									
	PRINTING	6200								
	PRINTING AND BINDING									
	INSURANCE									
	PUBLIC LIAB/PROPERTY D	6255								
	AUTOMOBILE INSURANCE	6265								
	INSURANCE									
	REPR/MAINT-OUTSIDE LABO									
	BUILDING R&M	6350								

	DISASTER REPAIRS	6351	26591		26591		91.6	100.0	2,417	9.0
	ELECTRICAL R&M	6355								
	PLUMBING EQUIPMENT R&M	6357								
104110	STREETS & STRUCTURES R	6360	1239544		1103723	135821	91.6	89.0	35,482-	2.8-
	FIXED EQUIPMENT R&M	6380								
	MINOR EQUIPMENT R&M	6382								
268	MOTOR VEHICLE EQ. R&M	6384	10500	2,621	1798	6081	91.6	17.1	8,538-	81.3-
	CONSTRUCTION EQUIP R&M	6386	5000		4414	586	91.6	88.2	184-	3.6-
	COMMUNICATION EQ. R&M	6390								
	TOW IN CHARGES	6398	1000		335	665	91.6	33.5	634-	63.4-
	OTHER REPAIRS AND MAIN	6399								
104378	REPR/MAINT-OUTSIDE L		1282635	2,621	1136861	143153	91.6	88.6	42,423-	3.3-
	RENTALS									
	MACHINERY RENT	6420	1500			1500	91.6		1,500-	100.0-
	CYLINDER RENT	6425								
314	UNIFORM RENT	6430	4500		2690	1810	91.6	59.7	1,566-	34.8-
	OTHER RENT	6449	4000			4000	91.6		4,000-	100.0-
314	RENTALS		10000		2690	7310	91.6	26.9	7,066-	70.6-
	OTHER SERVICES & CHARGE									
	SETTLEMT OF DAMAGE CLA	6700								
	DUES AND MEMBERSHIPS	6840								
	REGISTRATION FEE/TUITI	6845								
	SERVICES NOT SPECIFIED	6999								
	OTHER SERVICES & CHA									
104692	OTHER SERVICES & CHAR		1292635	2,621	1139552	150462	91.6	88.1	49,487-	3.8-
	LEASEHOLDS	7020								
	BUILDING/BLD IMPROVEMEN									
	BUILDING IMPROVEMENTS	7150								
	BUILDING/BLD IMPROVE									
	IMPROVEMENT OTHER THAN									
	OTHER IMPROVEMENTS	7295								
	IMPROVEMENT OTHER TH									
	MACHINERY AND EQUIPMENT									
	DATA PROCESSING EQUIP.	7327								
	CONSTRUCTION EQUIPMENT	7345	42200		42200		91.6	100.0	3,836	9.0
	COMMUNICATION EQUIPMEN	7355								
	HYDRANTS & METERS	7365								
	PIPE	7370								
	OTHER EQUIPMENT	7399								
	MACHINERY AND EQUIPM		42200		42200		91.6	100.0	3,836	9.0
	VEHICLES									
	AUTOMOBILES	7400								
	PICK UP TRUCKS	7420								
	SPECIAL TRUCKS	7450								

	VEHICLES								
	CAPITAL OUTLAY	42200		42200		91.6	100.0	3,836	9.0
213861	EXPENDITURES	2459728	13,328	2105191	341209	91.6	85.5	163,156-	6.6-

009673 - W&S O&M-WATER PLANT DIVISION

CITY OF HATTIESBURG
EXPENDITURE REPORT
ALL FUNDS
11 Months Ending 08/31/17

THIS MONTH ACTUAL		OBJ/SUB	ANNUAL BUDGET	OPEN PO & CONTRACTS	YTD ACTUAL	REMAINING BALANCE	PERCENT PLAN	PERCENT ACTUAL	....PROJECTED.... OVER/UNDER	%
	SALARIES									
27093	REGULAR WAGES	4000	400080		327924	72156	91.6	81.9	42,344-	10.5-
	DISASTER RECOVERY WAGE	4010			2389	2389-			2,606	
2159	OVERTIME	4300	20000		17365	2635	91.6	86.8	1,056-	5.2-
	DISASTER RECOVERY OVER	4310			604	604-			658	
29252	SALARIES		420080		348282	71798	91.6	82.9	40,136-	9.5-
	EMPLOYEE BENEFITS									
4607	STATE RETIREMENT	4600	66163		54855	11308	91.6	82.9	6,321-	9.5-
2167	F.I.C.A. TAXES	4700	32136		25835	6301	91.6	80.3	3,952-	12.2-
12000	HOSPITALIZATION INS.	4800	105600		96400	9200	91.6	91.2	436-	.4-
	UNEMPLOYMENT BENEFITS	4900	500			500	91.6		500-	100.0-
7809	WORKMAN'S COMPENSATION	4910	9079		17357	8278-	91.6	191.1	9,855	108.5
26584	EMPLOYEE BENEFITS		213478		194446	19032	91.6	91.0	1,355-	.6-
55836	PERSONAL SERVICES		633558		542729	90829	91.6	85.6	41,490-	6.5-
	OFFICE SUPPLIES									
	PAPER	5003	200		100	100	91.6	50.0	90-	45.0-
	PRINTED FORMS	5005	1300		1284	16	91.6	98.7	100	7.6
	OTHER EXPENDABLE OFF.S	5010	1400		1292	108	91.6	92.2	10	.7
	MINOR OFFICE EQUIP/FUR	5020	55		55		91.6	100.0	5	9.0
	SUBSCRIPTIONS,MAGS,MAP	5050								
	BOOKS	5070	200			200	91.6		200-	100.0-
	COMPUTER SUPPLIES	5080	300		266	34	91.6	88.6	9-	3.0-
	OFFICE SUPPLIES		3455		2997	458	91.6	86.7	185-	5.3-
	OPERATING SUPPLIES									
	CLEANING/JANITORIAL SP	5100	2500		2466	34	91.6	98.6	190	7.6
	FOOD	5115								
	MEDICAL SUPPLIES	5120								
5394	CHEMICALS	5130	91235	1,122	70029	20084	91.6	76.7	14,839-	16.2-
258	GAS AND OIL	5250	3100		2586	514	91.6	83.4	278-	8.9-
	LUBRICANTS	5255								
543	DIESEL FUEL	5257	5000		3696	1304	91.6	73.9	968-	19.3-
	OTHER FUEL	5260	365		360	5	91.6	98.6	27	7.3
	WEARING APPAREL	5355	100			100	91.6		100-	100.0-
	CONCRETE, CEMENT, ETC.	5405								
	SAND,CLAY,GRVL,FILL DI	5415								
	DRAINAGE PIPE & CULVER	5420								
	HORT./LANDSCAPING SPLY	5440								
414	HAND TOOLS	5450	545		545		91.6	100.0	49	8.9
	MINOR EQUIPMENT	5460	1500		1471	29	91.6	98.0	104	6.9

	METER PARTS	5485								
	VALVE PARTS	5490								
	PUMPING EQUIPMENT PART	5495	13600	6,362	7232	6	91.6	53.1	5,710-	41.9-
	OTHER OPERATING MATL/S	5590	4972		4972		91.6	100.0	452	9.0
6608	OPERATING SUPPLIES		122917	7,484	93358	22075	91.6	75.9	21,071-	17.1-
	REPAIR & MAINTENANCE SP									
1090	BUILDING MATERIALS & S	5600	2828		2664	164	91.6	94.2	78	2.7
131	ELECTRICAL SUPPLIES	5605	7000		6060	940	91.6	86.5	389-	5.5-
1130	PLUMBING SUPPLIES	5610	3200		2141	1059	91.6	66.9	864-	27.0-
	STRUCTURAL STEEL & IRO	5620								
	PAINT AND PAINTING SPL	5650	2000		262	1738	91.6	13.1	1,714-	85.7-
306	MTR VEHICLE REP. PTS/S	5700	3700	95	3328	277	91.6	89.9	70-	1.8-
1260	GENERATOR REP. PTS/SPL	5705	2500		1546	955	91.6	61.8	814-	32.5-
	COMMUNICATION REPAIR P	5750								
262	AGRICLTRL REPAIR PTS/S	5755	3000	130	1154	1716	91.6	38.4	1,741-	58.0-
	MINOR COMPUTER EQUIP.	5800								
1974	OTHER REPAIR/MAINT. SP	5990	4000		3459	541	91.6	86.4	226-	5.6-
	DISASTER REPAIR SUPPLI	5995	23150		26011	2861-	91.6	112.3	5,225	22.5
6152	REPAIR & MAINTENANCE		51378	225	46623	4530	91.6	90.7	516-	1.0-
12761	SUPPLIES AND EXPENSES		177750	7,709	142979	27063	91.6	80.4	21,772-	12.2-
	PROFESSIONAL SERVICES									
	ENGINEERING	6015								
	CONSULTANT SERV/SURVEY	6020								
1523	OTHER PROFESSIONAL SER	6049	69500	4,550	49258	15692	91.6	70.8	15,764-	22.6-
1523	PROFESSIONAL SERVICE		69500	4,550	49258	15692	91.6	70.8	15,764-	22.6-
	COMMUNICATIONS									
	TELEPHONE AND TELEGRAP	6060	3000		755	2245	91.6	25.1	2,176-	72.5-
	POSTAGE	6070	2500	1,962		538	91.6		2,500-	100.0-
	COMMUNICATIONS		5500	1,962	755	2783	91.6	13.7	4,676-	85.0-
	TRANSPORTATION									
40	TRAVEL EXPENSE	6110	2000		488	1512	91.6	24.4	1,467-	73.3-
50	FREIGHT	6120	1000	110	325	565	91.6	32.5	646-	64.6-
	MESSENGER/EXPRESS SERV	6130								
90	TRANSPORTATION		3000	110	813	2077	91.6	27.1	2,113-	70.4-
	ADVERTISING									
	ADVERTISING	6150								
	ADVERTISING									
	PRINTING AND BINDING									
	PRINTING	6200								
	PRINTING AND BINDING									
	INSURANCE									
	BOILER MACHINERY	6260								
	SURETY AND FORGERY BON	6270								

	INSURANCE									
	UTILITIES									
26	GAS	6300	4000		3024	976	91.6	75.6	701-	17.5-
55136	ELECTRICITY	6305	750000		610641	139359	91.6	81.4	83,846-	11.1-
55162	UTILITIES		754000		613665	140335	91.6	81.3	84,547-	11.2-
	REPR/MAINT-OUTSIDE LABO									
	BUILDING R&M	6350	1000			1000	91.6		1,000-	100.0-
	DISASTER REPAIRS	6351	602030	16,350	585680		91.6	97.2	36,893	6.1
	ELECTRICAL R&M	6355	32900	6,582	25027	1291	91.6	76.0	5,597-	17.0-
	PLUMBING EQUIPMENT R&M	6357	1000			1000	91.6		1,000-	100.0-
	OFFICE EQUIPMENT R&M	6365								
450	FIXED EQUIPMENT R&M	6380	137886	2,500	140050	4664-	91.6	101.5	14,895	10.8
	MINOR EQUIPMENT R&M	6382	4000		888	3113	91.6	22.2	3,031-	75.7-
1459	GENERATOR R&M	6383	73669	5,000	1459	67210	91.6	1.9	72,077-	97.8-
613	MOTOR VEHICLE EQ. R&M	6384	5000		742	4258	91.6	14.8	4,190-	83.8-
	CONSTRUCTION EQUIP R&M	6386								
	AGRICULTURAL EQ. R&M	6387	1000	123	119	758	91.6	11.9	870-	87.0-
	COMMUNICATION EQ. R&M	6390	1000			1000	91.6		1,000-	100.0-
	DISINFECT./EXTERMINATI	6394	1000		592	408	91.6	59.2	354-	35.4-
	OTHER REPAIRS AND MAIN	6399	1000	893		107	91.6		1,000-	100.0-
2521	REPR/MAINT-OUTSIDE L		861485	31,448	754557	75481	91.6	87.5	38,331-	4.4-
	RENTALS									
	OFFICE EQUIPMENT RENT	6410								
	MACHINERY RENT	6420								
	CYLINDER RENT	6425								
165	UNIFORM RENT	6430	4000		2440	1560	91.6	61.0	1,338-	33.4-
56	MOP-MAT-RAG RENT	6435	1000		671	329	91.6	67.1	268-	26.8-
	OTHER RENT	6449	5500		5490	10	91.6	99.8	489	8.8
221	RENTALS		10500		8600	1900	91.6	81.9	1,118-	10.6-
	OTHER SERVICES & CHARGE									
	BANK SERV/TRF FEE	6832								
	DUES AND MEMBERSHIPS	6840	1000		675	325	91.6	67.5	263-	26.3-
	REGISTRATION FEE/TUITI	6845	2000		235	1765	91.6	11.7	1,743-	87.1-
	CUSTODIAL SERVICE	6870								
	PROPERTY TAXES	6995								
	SERVICES NOT SPECIFIED	6999	2000		90	1910	91.6	4.5	1,901-	95.0-
	OTHER SERVICES & CHA		5000		1000	4000	91.6	20.0	3,909-	78.1-
59517	OTHER SERVICES & CHAR		1708985	38,070	1428648	242267	91.6	83.5	150,459-	8.8-
	BUILDING/BLD IMPROVEMEN									
	BUILDING IMPROVEMENTS	7150								
	W&S WAREHOUSE IMPROVE	7150 11	156000		150859	5141	91.6	96.7	8,574	5.4
	WATER PLANT RENOVATIO	7150 17								
	ELEVATOR	7150 24								
	BUILDING IMPROVEMEN		156000		150859	5141	91.6	96.7	8,574	5.4

	BUILDING/BLD IMPROVE		156000		150859	5141	91.6	96.7	8,574	5.4
	IMPROVEMENT OTHER THAN									
	FENCES/RAILINGS	7212								
	LANDSCAPING	7250								
	OTHER IMPROVEMENTS	7295								
	IMPROVEMENT OTHER TH									
	MACHINERY AND EQUIPMENT									
	OFFICE FURN/EQUIP.	7325								
	DATA PROCESSING EQUIP.	7327								
	WATER UTILITY SOFTWARE	7329								
	AGRICULTURAL EQUIPMENT	7335								
	PLANT EQUIPMENT	7340								
	COMMUNICATION EQUIPMEN	7355	31800		26300	5500	91.6	82.7	3,109-	9.7-
	HYDRANTS & METERS	7365								
	OTHER EQUIPMENT	7399								
	MACHINERY AND EQUIPM		31800		26300	5500	91.6	82.7	3,109-	9.7-
	VEHICLES									
	AUTOMOBILES	7400								
	PICK UP TRUCKS	7420								
	VEHICLES									
	CAPITAL OUTLAY		187800		177159	10641	91.6	94.3	5,464	2.9
128114	EXPENDITURES		2708093	45,779	2291514	370801	91.6	84.6	208,259-	7.6-

009676 - W&S O&M-SEWER DIVISION

CITY OF HATTIESBURG
EXPENDITURE REPORT
ALL FUNDS
11 Months Ending 08/31/17

THIS MONTH ACTUAL		OBJ/SUB	ANNUAL BUDGET	OPEN PO & CONTRACTS	YTD ACTUAL	REMAINING BALANCE	PERCENT PLAN	PERCENT ACTUAL	....PROJECTED.... OVER/UNDER	%
	SALARIES									
27696	REGULAR WAGES	4000	476522		334513	142009	91.6	70.1	111,598-	23.4-
	DISASTER RECOVERY WAGE	4010			4781	4781-			5,215	
1324	OVERTIME	4300	35000		19143	15857	91.6	54.6	14,116-	40.3-
	DISASTER RECOVERY OVER	4310			1693	1693-			1,846	
29020	SALARIES		511522		360130	151392	91.6	70.4	118,652-	23.1-
	EMPLOYEE BENEFITS									
4571	STATE RETIREMENT	4600	80565		56721	23844	91.6	70.4	18,687-	23.1-
2201	F.I.C.A. TAXES	4700	39131		27320	11811	91.6	69.8	9,327-	23.8-
17500	HOSPITALIZATION INS.	4800	118800		112450	6350	91.6	94.6	3,872	3.2
	UNEMPLOYMENT BENEFITS	4900	1000			1000	91.6		1,000-	100.0-
14646	WORKMAN'S COMPENSATION	4910	17027		32553	15526-	91.6	191.1	18,485	108.5
38918	EMPLOYEE BENEFITS		256523		229044	27479	91.6	89.2	6,656-	2.5-
67938	PERSONAL SERVICES		768045		589174	178871	91.6	76.7	125,309-	16.3-
	OPERATING SUPPLIES									
	CLEANING/JANITORIAL SP	5100								
	HOUSEHOLD SUPPLIES	5110								
	MEDICAL SUPPLIES	5120								
12973	CHEMICALS	5130	165000		136568	28432	91.6	82.7	16,016-	9.7-
459	GAS AND OIL	5250	10000		7040	2960	91.6	70.4	2,320-	23.2-
	LUBRICANTS	5255								
706	DIESEL FUEL	5257	20000		6157	13843	91.6	30.7	13,283-	66.4-
	OTHER FUEL	5260								
670	WEARING APPAREL	5355	3000		1616	1384	91.6	53.8	1,237-	41.2-
7361	ASPHALT & ASPHALT PROD	5400	10000		7361	2639	91.6	73.6	1,969-	19.6-
	CONCRETE, CEMENT, ETC.	5405	1000		329	671	91.6	32.9	641-	64.1-
	BRICK,STONE,MORTAR,ETC	5410								
	SAND,CLAY,GRVL,FILL DI	5415	10000		8572	1428	91.6	85.7	648-	6.4-
	DRAINAGE PIPE & CULVER	5420								
	HORT./LANDSCAPING SPLY	5440	500		15	486	91.6	3.0	483-	96.6-
429	HAND TOOLS	5450	10000		6553	3447	91.6	65.5	2,851-	28.5-
	MINOR EQUIPMENT	5460	2000		3350	1350-	91.6	167.5	1,654	82.7
	PUMPING EQUIPMENT PART	5495	100		58	42	91.6	58.0	36-	36.0-
1053	OTHER OPERATING MATL/S	5590	6500	296	5431	773	91.6	83.5	575-	8.8-
23651	OPERATING SUPPLIES		238100	296	183050	54754	91.6	76.8	38,409-	16.1-
	REPAIR & MAINTENANCE SP									
	BUILDING MATERIALS & S	5600	500			500	91.6		500-	100.0-
	ELECTRICAL SUPPLIES	5605	2500			2500	91.6		2,500-	100.0-
3500	PLUMBING SUPPLIES	5610	34082	2,774	13524	17784	91.6	39.6	19,328-	56.7-

	STRUCTURAL STEEL & IRO	5620								
	PAINT AND PAINTING SPL	5650	500		444	56	91.6	88.8	15-	3.0-
2328	MTR VEHICLE REP. PTS/S	5700	25000	5,035	17635	2330	91.6	70.5	5,761-	23.0-
	COMMUNICATION REPAIR P	5750								
	AGRICLTRL REPAIR PTS/S	5755								
	EXPENDABLE WELDING SPL	5770								
	OTHER REPAIR/MAINT. SP	5990	2000			2000	91.6		2,000-	100.0-
15732	DISASTER REPAIR SUPPLI	5995	55437	9,124	46257	56	91.6	83.4	4,974-	8.9-
21560	REPAIR & MAINTENANCE		120019	16,933	77860	25227	91.6	64.8	35,080-	29.2-
45211	SUPPLIES AND EXPENSES		358119	17,229	260910	79981	91.6	72.8	73,489-	20.5-
	PROFESSIONAL SERVICES									
	LEGAL	6025								
	OTHER PROFESSIONAL SER	6049	2000	602		1398	91.6		2,000-	100.0-
	PROFESSIONAL SERVICE		2000	602		1398	91.6		2,000-	100.0-
	COMMUNICATIONS									
	TELEPHONE AND TELEGRAP	6060								
	POSTAGE	6070								
	COMMUNICATIONS									
	TRANSPORTATION									
	TRAVEL EXPENSE	6110	1200		517	683	91.6	43.0	636-	53.0-
103	FREIGHT	6120	800	20	562	218	91.6	70.2	186-	23.2-
103	TRANSPORTATION		2000	20	1079	901	91.6	53.9	822-	41.1-
	ADVERTISING									
	ADVERTISING	6150								
	ADVERTISING									
	INSURANCE									
	PUBLIC LIAB/PROPERTY D	6255								
	BOILER MACHINERY	6260								
	AUTOMOBILE INSURANCE	6265								
	INSURANCE									
	UTILITIES									
13	GAS	6300	200		141	59	91.6	70.5	46-	23.0-
5877	ELECTRICITY	6305	100000		71436	28564	91.6	71.4	22,069-	22.0-
5890	UTILITIES		100200		71577	28623	91.6	71.4	22,116-	22.0-
	REPR/MAINT-OUTSIDE LABO									
3600	DISASTER REPAIRS	6351	38104		38104		91.6	100.0	3,464	9.0
	ELECTRICAL R&M	6355	8000			8000	91.6		8,000-	100.0-
	PLUMBING EQUIPMENT R&M	6357								
60618	STREETS & STRUCTURES R	6360	1443207	2,311	1223161	222357	91.6	84.7	108,849-	7.5-
	FIXED EQUIPMENT R&M	6380	2000			2000	91.6		2,000-	100.0-
	MINOR EQUIPMENT R&M	6382	2500		250-	2750	91.6	10.0	2,227-	89.0-
3062	MOTOR VEHICLE EQ. R&M	6384	15000	1,963	12908	129	91.6	86.0	918-	6.1-
350	CONSTRUCTION EQUIP R&M	6386	11840	1,362	5482	4997	91.6	46.3	5,859-	49.4-

	AGRICULTURAL EQ. R&M	6387								
	COMMUNICATION EQ. R&M	6390	2000			2000	91.6		2,000-	100.0-
	TOW IN CHARGES	6398	2000		135	1865	91.6	6.7	1,852-	92.6-
	OTHER REPAIRS AND MAIN	6399								
67631	REPR/MAINT-OUTSIDE L		1524651	1,014	1279539	244098	91.6	83.9	128,790-	8.4-
	RENTALS									
	AUTOMOTIVE EQ. RENT	6415								
520	MACHINERY RENT	6420	5000		744	4256	91.6	14.8	4,188-	83.7-
	CYLINDER RENT	6425								
229	UNIFORM RENT	6430	3500		3007	493	91.6	85.9	219-	6.2-
	OTHER RENT	6449	2500			2500	91.6		2,500-	100.0-
750	RENTALS		11000		3751	7249	91.6	34.1	6,908-	62.8-
	OTHER SERVICES & CHARGE									
	REGISTRATION FEE/TUITI	6845	1000			1000	91.6		1,000-	100.0-
	SERVICES NOT SPECIFIED	6999								
	OTHER SERVICES & CHA		1000			1000	91.6		1,000-	100.0-
74373	OTHER SERVICES & CHAR		1640851	1,636	1355946	283269	91.6	82.6	161,637-	9.8-
	BUILDING/BLD IMPROVEMEN									
	BUILDINGS	7100								
	SEWER MAINT. BLDG.	7100 09								
	BUILDINGS									
	BUILDING/BLD IMPROVE									
	IMPROVEMENT OTHER THAN									
	BRIDGES	7210								
	FENCES/RAILINGS	7212								
	DRAINS	7215								
	SEWERS	7220								
	STREETS & ROADWAYS	7230								
	IMPROVEMENT OTHER TH									
	MACHINERY AND EQUIPMENT									
	ENGINEERING	7305								
	DATA PROCESSING EQUIP.	7327								
	AGRICULTURAL EQUIPMENT	7335								
	PLANT EQUIPMENT	7340								
	CONSTRUCTION EQUIPMENT	7345								
	COMMUNICATION EQUIPMEN	7355								
9870	PIPE	7370	9870		9870		91.6	100.0	897	9.0
	OTHER EQUIPMENT	7399	2130			2130	91.6		2,130-	100.0-
9870	MACHINERY AND EQUIPM		12000		9870	2130	91.6	82.2	1,232-	10.2-
	VEHICLES									
	AUTOMOBILES	7400								
	PICK UP TRUCKS	7420								
	DUMP TRUCKS	7440								

	SPECIAL TRUCKS	7450								
	VEHICLES									
9870	CAPITAL OUTLAY		12000		9870	2130	91.6	82.2	1,232-	10.2-
197391	EXPENDITURES		2779015	18,865	2215899	544251	91.6	79.7	361,670-	13.0-

009677 - W&S O&M-SEWER LAGOON DIV.

CITY OF HATTIESBURG
EXPENDITURE REPORT
ALL FUNDS
11 Months Ending 08/31/17

THIS MONTH ACTUAL		OBJ/SUB	ANNUAL BUDGET	OPEN PO & CONTRACTS	YTD ACTUAL	REMAINING BALANCE	PERCENT PLAN	PERCENT ACTUAL	....PROJECTED.... OVER/UNDER	%
	SALARIES									
11251	REGULAR WAGES	4000	172869		128607	44262	91.6	74.3	32,571-	18.8-
	DISASTER RECOVERY WAGE	4010			2828	2828-			3,085	
112	OVERTIME	4300	25000		3272	21728	91.6	13.0	21,430-	85.7-
	DISASTER RECOVERY OVER	4310			824	824-			898	
11363	SALARIES		197869		135531	62338	91.6	68.4	50,017-	25.2-
	EMPLOYEE BENEFITS									
1790	STATE RETIREMENT	4600	31164		21346	9818	91.6	68.4	7,878-	25.2-
835	F.I.C.A. TAXES	4700	15137		10003	5134	91.6	66.0	4,224-	27.9-
6503	HOSPITALIZATION INS.	4800	46200		42308	3893	91.6	91.5	45-	
	UNEMPLOYMENT BENEFITS	4900	500			500	91.6		500-	100.0-
5407	WORKMAN'S COMPENSATION	4910	6286		12018	5732-	91.6	191.1	6,824	108.5
14534	EMPLOYEE BENEFITS		99287		85675	13612	91.6	86.2	5,823-	5.8-
25896	PERSONAL SERVICES		297156		221206	75950	91.6	74.4	55,840-	18.7-
	OFFICE SUPPLIES									
	OPERATING SUPPLIES									
	CLEANING/JANITORIAL SP	5100								
	MEDICAL SUPPLIES	5120	500			500	91.6		500-	100.0-
	CHEMICALS	5130	439550	9,450	155851	274249	91.6	35.4	269,530-	61.3-
690	GAS AND OIL	5250	10000		6594	3406	91.6	65.9	2,806-	28.0-
	LUBRICANTS	5255	4200		4200		91.6	100.0	381	9.0
	DIESEL FUEL	5257	4250		936	3314	91.6	22.0	3,228-	75.9-
	OTHER FUEL	5260								
	WEARING APPAREL	5355	500			500	91.6		500-	100.0-
	CONCRETE, CEMENT, ETC.	5405								
	SAND,CLAY,GRVL,FILL DI	5415								
	HAND TOOLS	5450	1000		647	353	91.6	64.7	294-	29.4-
	MINOR EQUIPMENT	5460	5000		698	4302	91.6	13.9	4,238-	84.7-
	METER PARTS	5485								
	VALVE PARTS	5490								
	PUMPING EQUIPMENT PART	5495	150000	2,988	30543	116469	91.6	20.3	116,680-	77.7-
1095	OTHER OPERATING MATL/S	5590	4225		1747	2478	91.6	41.3	2,319-	54.8-
1785	OPERATING SUPPLIES		619225	12,438	201216	405571	91.6	32.4	399,716-	64.5-
	REPAIR & MAINTENANCE SP									
	BUILDING MATERIALS & S	5600	100			100	91.6		100-	100.0-
927	ELECTRICAL SUPPLIES	5605	25000	2,901	13263	8837	91.6	53.0	10,531-	42.1-
	PLUMBING SUPPLIES	5610	3000		1741	1259	91.6	58.0	1,100-	36.6-
	STRUCTURAL STEEL & IRO	5620								
	PAINT AND PAINTING SPL	5650								

161	MTR VEHICLE REP. PTS/S	5700	5398	603	4792	3	91.6	88.7	170-	3.1-
	COMMUNICATION REPAIR P	5750								
	EXPENDABLE WELDING SPL	5770								
	OTHER REPAIR/MAINT. SP	5990								
	DISASTER REPAIR SUPPLI	5995	3166		3166		91.6	100.0	287	9.0
1088	REPAIR & MAINTENANCE		36664	3,504	22961	10199	91.6	62.6	11,615-	31.6-
2873	SUPPLIES AND EXPENSES		655889	15,942	224177	415770	91.6	34.1	411,332-	62.7-
	PROFESSIONAL SERVICES									
	CONSULTANT SERV/SURVEY	6020								
	LEGAL	6025	248141		188111	60030	91.6	75.8	42,929-	17.3-
	MEDICAL	6027								
1212	OTHER PROFESSIONAL SER	6049	28575		28537	38	91.6	99.8	2,556	8.9
1212	PROFESSIONAL SERVICE		276716		216648	60068	91.6	78.2	40,372-	14.5-
	TRANSPORTATION									
540	TRAVEL EXPENSE	6110	1700		1603	97	91.6	94.2	48	2.8
	FREIGHT	6120	300	67	27	206	91.6	9.0	270-	90.0-
	MESSENGER/EXPRESS SERV	6130								
540	TRANSPORTATION		2000	67	1630	304	91.6	81.5	221-	11.0-
	ADVERTISING									
	ADVERTISING	6150								
	ADVERTISING									
	INSURANCE									
	PUBLIC LIAB/PROPERTY D	6255								
	AUTOMOBILE INSURANCE	6265								
	INSURANCE									
	UTILITIES									
57242	ELECTRICITY	6305	698304		624671	73633	91.6	89.4	16,844-	2.4-
	INTERFUND ENERGY REIMB	6307								
57242	UTILITIES		698304		624671	73633	91.6	89.4	16,844-	2.4-
	REPR/MAINT-OUTSIDE LABO									
	BUILDING R&M	6350								
	DISASTER REPAIRS	6351	9044		9044		91.6	100.0	822	9.0
401	ELECTRICAL R&M	6355	25000	1,954	14394	8652	91.6	57.5	9,298-	37.1-
156219	FIXED EQUIPMENT R&M	6380	1290825	6,743	1195531	88550	91.6	92.6	13,390	1.0
	MINOR EQUIPMENT R&M	6382								
	MOTOR VEHICLE EQ. R&M	6384	3000	625	2030	345	91.6	67.6	786-	26.2-
	CONSTRUCTION EQUIP R&M	6386	500			500	91.6		500-	100.0-
	COMMUNICATION EQ. R&M	6390								
	DISINFECT./EXTERMINATI	6394	600		480	120	91.6	80.0	76-	12.6-
65	TOW IN CHARGES	6398	300		130	170	91.6	43.3	158-	52.6-
	OTHER REPAIRS AND MAIN	6399	1000		520	480	91.6	52.0	432-	43.2-
156685	REPR/MAINT-OUTSIDE L		1330269	9,322	1222130	98817	91.6	91.8	2,963	.2
	RENTALS									

	MACHINERY RENT	6420								
118	UNIFORM RENT	6430	2500		1464	1036	91.6	58.5	902-	36.0-
118	RENTALS		2500		1464	1036	91.6	58.5	902-	36.0-
	OTHER SERVICES & CHARGE									
	SETTLEMT OF DAMAGE CLA	6700								
	DUES AND MEMBERSHIPS	6840								
	REGISTRATION FEE/TUITI	6845								
	SERVICES NOT SPECIFIED	6999	12065		886	11179	91.6	7.3	11,099-	91.9-
	OTHER SERVICES & CHA		12065		886	11179	91.6	7.3	11,099-	91.9-
215797	OTHER SERVICES & CHAR		2321854	9,389	2067428	245037	91.6	89.0	66,478-	2.8-
	IMPROVEMENT OTHER THAN									
	SEWERS	7220								
	CDBG-WIS PAK	7220 46								
	SEWERS									
	STREETS & ROADWAYS	7230								
	OTHER IMPROVEMENTS	7295								
	BONHOMIE RD PUMPING S	7295 47								
	OTHER IMPROVEMENTS									
	IMPROVEMENT OTHER TH									
	MACHINERY AND EQUIPMENT									
	OFFICE FURN/EQUIP.	7325								
	DATA PROCESSING EQUIP.	7327	12000		7400	4600	91.6	61.6	3,927-	32.7-
	AGRICULTURAL EQUIPMENT	7335								
	COMMUNICATION EQUIPMEN	7355								
	OTHER EQUIPMENT	7399								
	MACHINERY AND EQUIPM		12000		7400	4600	91.6	61.6	3,927-	32.7-
	VEHICLES									
	AUTOMOBILES	7400								
	SPECIAL TRUCKS	7450								
	VEHICLES									
	CAPITAL OUTLAY		12000		7400	4600	91.6	61.6	3,927-	32.7-
	CAPITAL LEASE PAYMENTS									
	ENERGY IMPR LEASE	8517								
	CAPITAL LEASE PAYMEN									
	INTEREST ON CAPITAL LEA									
	ENERGY IMPR LEASE	8617								
	INTEREST ON CAPITAL									
	DEBT SERVICE									

244566	EXPENDITURES	3286899	25,331	2520211	741358	91.6	76.6	537,577-	16.3-

010451 - W&S B&I-REVENUE OBLIGATIONS

CITY OF HATTIESBURG
EXPENDITURE REPORT
ALL FUNDS
11 Months Ending 08/31/17

THIS MONTH ACTUAL		OBJ/SUB	ANNUAL BUDGET	OPEN PO & CONTRACTS	YTD ACTUAL	REMAINING BALANCE	PERCENT PLAN	PERCENT ACTUAL	....PROJECTED.... OVER/UNDER	%
	CONSULTANT SERV/SURVEY	6020								
	LEGAL	6025								
	OTHER PROFESSIONAL SER	6049								
	BONDS REDEEMED									
150000	GENERAL ISSUES	8000	2070000		2069000	1000	91.6	99.9	187,090	9.0
2170000	REVENUE ISSUES	8010	3285000		3284131	869	91.6	99.9	297,688	9.0
	5 YEAR NOTE PRINCIPAL	8021								
2320000	BONDS REDEEMED		5355000		5353131	1869	91.6	99.9	484,779	9.0
	INTEREST ON BONDS									
43674	GENERAL ISSUES	8100	297800		297765	35	91.6	99.9	27,034	9.0
757500	REVENUE ISSUES	8110	1748000		1582259	165741	91.6	90.5	21,899-	1.2-
	5 YEAR NOTE INTEREST	8121								
801174	INTEREST ON BONDS		2045800		1880025	165775	91.6	91.8	5,136	.2
	PAYING AGENT FEES									
2015	GENERAL ISSUES	8400	8000		4329	3671	91.6	54.1	3,278-	40.9-
3500	REVENUE ISSUES	8410	5000		3500	1500	91.6	70.0	1,181-	23.6-
5515	PAYING AGENT FEES		13000		7829	5171	91.6	60.2	4,459-	34.3-
3126689	DEBT SERVICE		7413800		7240985	172815	91.6	97.6	485,456	6.5
3126689	EXPENDITURES		7413800		7240985	172815	91.6	97.6	485,456	6.5

010500 - W&S B&I-TRANSFERS

CITY OF HATTIESBURG
EXPENDITURE REPORT
ALL FUNDS
11 Months Ending 08/31/17

THIS MONTH ACTUAL		OBJ/SUB	ANNUAL BUDGET	OPEN PO & CONTRACTS	YTD ACTUAL	REMAINING BALANCE	PERCENT PLAN	ACTUAL	....PROJECTED.... OVER/UNDER	%
	TRANSFERS TO OTHER FUND									
	T/T W & S RFDG.BONDS	9000 65								
	T/T W & S CONSTRUCTION	9000 75								
---			---	---	---	---	---	---	---	---
	TRANSFERS TO OTHER F									
---			---	---	---	---	---	---	---	---
	TRANSFERS									
---			---	---	---	---	---	---	---	---
	EXPENDITURES									

011451 - WATER & SEWER-REV.OBLIGATN

CITY OF HATTIESBURG
EXPENDITURE REPORT
ALL FUNDS
11 Months Ending 08/31/17

THIS MONTH ACTUAL		OBJ/SUB	ANNUAL BUDGET	OPEN PO & CONTRACTS	YTD ACTUAL	REMAINING BALANCE	PERCENT PLAN	PERCENT ACTUAL	....PROJECTED.... OVER/UNDER	%
	NOTE PRINCIPAL									
7778	SRF NOTE	8222	173772		165964	7808	91.6	95.5	7,279	4.1
7778	NOTE PRINCIPAL		173772		165964	7808	91.6	95.5	7,279	4.1
	INTEREST ON NOTES									
511	SRF NOTE	8332	8763		8281	482	91.6	94.4	270	3.0
511	INTEREST ON NOTES		8763		8281	482	91.6	94.4	270	3.0
	PAYING AGENT FEES									
	REVENUE ISSUES	8410	11500		10770	730	91.6	93.6	249	2.1
	PAYING AGENT FEES		11500		10770	730	91.6	93.6	249	2.1
	CAPITAL LEASE PAYMENTS									
	2012 EQUIP LEASE	8514								
	CAPITAL LEASE PAYMEN									
	INTEREST ON CAPITAL LEA									
	2012 EQUIP LEASE	8614								
	INTEREST ON CAPITAL									
8289	DEBT SERVICE		194035		185015	9020	91.6	95.3	7,799	4.0
8289	EXPENDITURES		194035		185015	9020	91.6	95.3	7,799	4.0

011500 - WATER & SEWER-TRANSFERS

CITY OF HATTIESBURG
EXPENDITURE REPORT
ALL FUNDS
11 Months Ending 08/31/17

THIS MONTH ACTUAL		OBJ/SUB	ANNUAL BUDGET	OPEN PO & CONTRACTS	YTD ACTUAL	REMAINING BALANCE	PERCENT PLAN	PERCENT ACTUAL	....PROJECTED.... OVER/UNDER	%
	TRANSFERS TO OTHER FUND									
	T/T GENERAL FUND	9000 01	250000			250000	91.6		250,000-	100.0-
779167	T/T WATER & SEWER O&M	9000 09	9350000		8570833	779167	91.6	91.6		
	T/T WATER & SEWER B&I	9000 10								
	T/T WATER & SEWER B&I	9000 10A	250000		250000		91.6	100.0	22,727	9.0
72083	T/T WATER & SEWER B&I	9000 10B	865000		792917	72083	91.6	91.6		
104583	T/T WATER & SEWER B&I	9000 10C	1255000		1150417	104583	91.6	91.6		
17637	T/T WATER & SEWER B&I	9000 10D	2931000		2913363	17637	91.6	99.3	247,214	8.4
20000	T/T 2010 W&S GO BOND	9000 10GO	240000		220000	20000	91.6	91.6		
42963	T/T W&SB&I (METER GO)	9000 10M	640000		597037	42963	91.6	93.2	11,313	1.7
187500	T/T 2016 W&S REF BONDS	9000 10REF	1250000		1062500	187500	91.6	85.0	90,909-	7.2-
	T/T W&SB&I-USA YEAST P	9000 15								
	T/T WATER & SEWER CONT	9000 17								
628811	T/T W & S CONSTRUCTION	9000 75	4984055		5612866	628811-	91.6	112.6	1,139,071	22.8
	T/T 2010 W&S GO BOND	9000 99								
1852745	TRANSFERS TO OTHER F		22015055		21169932	845123	91.6	96.1	1,079,416	4.9
1852745	TRANSFERS		22015055		21169932	845123	91.6	96.1	1,079,416	4.9
1852745	EXPENDITURES		22015055		21169932	845123	91.6	96.1	1,079,416	4.9

011660 - WATER & SEWER-CUST.ACCT.DIV.

CITY OF HATTIESBURG
EXPENDITURE REPORT
ALL FUNDS
11 Months Ending 08/31/17

THIS MONTH ACTUAL		OBJ/SUB	ANNUAL BUDGET	OPEN PO & CONTRACTS	YTD ACTUAL	REMAINING BALANCE	PERCENT PLAN	PERCENT ACTUAL	....PROJECTED.... OVER/UNDER	%
	RENTALS									
108	OFFICE EQUIPMENT RENT	6410	2000		1246	754	91.6	62.3	640-	32.0-
108	RENTALS		2000		1246	754	91.6	62.3	640-	32.0-
	OTHER SERVICES & CHARGE									
	DEPR. EXPENSE - METERS	6800								
	CASH OVERAGE/SHORTAGE	6819								
203	BANK SERV/TRF FEE	6832	2400		2281	119	91.6	95.0	88	3.6
	REFUNDS	6835								
137	WATER RELATED REFUND	6835 WTR	15000		7101	7899	91.6	47.3	7,254-	48.3-
137	REFUNDS		15000		7101	7899	91.6	47.3	7,254-	48.3-
	NSF CHECKS	6836								
	BAD DEBT EXPENSE	6837								
56	BANK NSF FEES	6838	2000		1071	929	91.6	53.5	831-	41.5-
	OTHER INCOME EXPENSE	6839			4000-	4000			4,363	
396	OTHER SERVICES & CHA		19400		6454	12946	91.6	33.2	12,359-	63.7-
503	OTHER SERVICES & CHAR		21400		7700	13700	91.6	35.9	13,000-	60.7-
503	EXPENDITURES		21400		7700	13700	91.6	35.9	13,000-	60.7-

012452 - 1999 TAX INCRE B&I-GEN OBLIGA

CITY OF HATTIESBURG
EXPENDITURE REPORT
ALL FUNDS
11 Months Ending 08/31/17

THIS MONTH ACTUAL		OBJ/SUB	ANNUAL BUDGET	OPEN PO & CONTRACTS	YTD ACTUAL	REMAINING BALANCE	PERCENT PLAN ACTUAL	....PROJECTED.... OVER/UNDER	%
	OTHER SERVICES & CHARGE								
	PROP.TAX COLL. FEES .0	6830							
	PROP.TAX COLL. FEES.00	6831							
	BANK SERV/TRF FEE	6832							
---			---	---	---	---	--- ---	---	---
	OTHER SERVICES & CHA								
---			---	---	---	---	--- ---	---	---
	OTHER SERVICES & CHAR								
	BONDS REDEEMED								
	IND/ECON DEV ISSUES	8020							
---			---	---	---	---	--- ---	---	---
	BONDS REDEEMED								
	INTEREST ON BONDS								
	IND/ECON DEV ISSUES	8120							
---			---	---	---	---	--- ---	---	---
	INTEREST ON BONDS								
	PAYING AGENT FEES								
	IND/ECON DEV ISSUES	8420							
---			---	---	---	---	--- ---	---	---
	PAYING AGENT FEES								
---			---	---	---	---	--- ---	---	---
	DEBT SERVICE								
---			---	---	---	---	--- ---	---	---
	EXPENDITURES								

013450 - CITY B&I-GENERAL OBLIGATIONS

CITY OF HATTIESBURG
EXPENDITURE REPORT
ALL FUNDS
11 Months Ending 08/31/17

THIS MONTH ACTUAL		OBJ/SUB	ANNUAL BUDGET	OPEN PO & CONTRACTS	YTD ACTUAL	REMAINING BALANCE	PERCENT PLAN	PERCENT ACTUAL	....PROJECTED.... OVER/UNDER	%
	CONSULTANT SERV/SURVEY	6020								
	LEGAL FEES	6025								
	OTHER SERVICES	6049								
	INTERGOV'TL-DEBT SERV									
	P&I-FORREST CTY(KOHLER	6455								
	INTERGOV'TL-DEBT SER									
	OTHER SERVICES & CHARGE									
1083	PROP.TAX COLL. FEES .0	6830	14000		12499	1501	91.6	89.2	364-	2.6-
128	PROP.TAX COLL. FEES.00	6831	25000		17823	7177	91.6	71.2	5,556-	22.2-
	BANK SERV/TRF FEE	6832								
1211	OTHER SERVICES & CHA		39000		30322	8678	91.6	77.7	5,922-	15.1-
1211	OTHER SERVICES & CHAR		39000		30322	8678	91.6	77.7	5,922-	15.1-
	BONDS REDEEMED									
	GENERAL ISSUES	8000	1645000		1645000		91.6	100.0	149,546	9.0
	IND/ECON DEV ISSUES	8020	290000		290000		91.6	100.0	26,363	9.0
	5 YEAR NOTE PRINCIPAL	8021								
	BONDS REDEEMED		1935000		1935000		91.6	100.0	175,909	9.0
	INTEREST ON BONDS									
14200	GENERAL ISSUES	8100	273200		273200		91.6	100.0	24,836	9.0
	IND/ECON DEV ISSUES	8120								
	5 YEAR NOTE INTEREST	8121								
14200	INTEREST ON BONDS		273200		273200		91.6	100.0	24,836	9.0
	PAYING AGENT FEES									
	GENERAL ISSUES	8400	15000		7091	7909	91.6	47.2	7,264-	48.4-
	IND/ECON DEV ISSUES	8420								
	PAYING AGENT FEES		15000		7091	7909	91.6	47.2	7,264-	48.4-
14200	DEBT SERVICE		2223200		2215291	7909	91.6	99.6	193,481	8.7
15411	EXPENDITURES		2262200		2245613	16587	91.6	99.2	187,559	8.2

014599 - SCHOOL FUND-MISC.CHARGES

CITY OF HATTIESBURG
EXPENDITURE REPORT
ALL FUNDS
11 Months Ending 08/31/17

THIS MONTH ACTUAL		OBJ/SUB	ANNUAL BUDGET	OPEN PO & CONTRACTS	YTD ACTUAL	REMAINING BALANCE	PERCENT PLAN ACTUAL	....PROJECTED.... OVER/UNDER	%
	OTHER SERVICES & CHARGE								
6692	PROP.TAX COLL. FEES .0	6830			80081	80081-		87,361	
591	PROP.TAX COLL. FEES.00	6831			89364	89364-		97,488	
7283	OTHER SERVICES & CHA				169445	169445-		184,849	
7283	OTHER SERVICES & CHAR				169445	169445-		184,849	
7283	EXPENDITURES				169445	169445-		184,849	

015451 - W&S B&I USA YEAST-REV OBLIGA

CITY OF HATTIESBURG
EXPENDITURE REPORT
ALL FUNDS
11 Months Ending 08/31/17

THIS MONTH ACTUAL		OBJ/SUB	ANNUAL BUDGET	OPEN PO & CONTRACTS	YTD ACTUAL	REMAINING BALANCE	PERCENT PLAN	ACTUAL	....PROJECTED.... OVER/UNDER	%
	BONDS REDEEMED									
	REVENUE ISSUES	8010								
---			---	---	---	---	---	---	---	---
	BONDS REDEEMED									
	INTEREST ON BONDS									
	REVENUE ISSUES	8110								
---			---	---	---	---	---	---	---	---
	INTEREST ON BONDS									
	PAYING AGENT FEES									
	REVENUE ISSUES	8410								
---			---	---	---	---	---	---	---	---
	PAYING AGENT FEES									
---			---	---	---	---	---	---	---	---
	DEBT SERVICE									
---			---	---	---	---	---	---	---	---
	EXPENDITURES									

015500 - W&S B&I USA YEAST-TRANSFERS

CITY OF HATTIESBURG
EXPENDITURE REPORT
ALL FUNDS
11 Months Ending 08/31/17

THIS MONTH ACTUAL		OBJ/SUB	ANNUAL BUDGET	OPEN PO & CONTRACTS	YTD ACTUAL	REMAINING BALANCE	PERCENT PLAN	PERCENT ACTUAL	....PROJECTED.... OVER/UNDER	%
	TRANSFERS TO OTHER FUND									
	T/T WATER & SEWER B&I	9000 10								
---			---	---	---	---	---	---	---	---
	TRANSFERS TO OTHER F									
---			---	---	---	---	---	---	---	---
	TRANSFERS									
---			---	---	---	---	---	---	---	---
	EXPENDITURES									

018701 - P&FD&R-TRUST AND AGENCY

CITY OF HATTIESBURG
EXPENDITURE REPORT
ALL FUNDS
11 Months Ending 08/31/17

THIS MONTH ACTUAL		OBJ/SUB	ANNUAL BUDGET	OPEN PO & CONTRACTS	YTD ACTUAL	REMAINING BALANCE	PERCENT PLAN ACTUAL	....PROJECTED.... OVER/UNDER	%
	PROFESSIONAL SERVICES								
	AUDITING AND ACCOUNTIN	6010							
392	OTHER PROFESSIONAL SER	6049			27708	27708-		30,226	
392	PROFESSIONAL SERVICE				27708	27708-		30,226	
	OTHER SERVICES & CHANGE								
210876	PENSION EXPENSE	6825			2116899	2116899-		2,309,344	
459	PROP.TAX COLL. FEES .0	6830			5295	5295-		5,776	
54	PROP.TAX COLL. FEES.00	6831			7550	7550-		8,236	
	REFUNDS	6835							
	PFDR ACC. CONTRI. REF	6835 PFDR							
	REFUNDS								
211389	OTHER SERVICES & CHA				2129744	2129744-		2,323,357	
211781	OTHER SERVICES & CHAR				2157452	2157452-		2,353,584	
211781	EXPENDITURES				2157452	2157452-		2,353,584	

019100 - POL.FORFEITURES-POLICE DIV.

CITY OF HATTIESBURG
EXPENDITURE REPORT
ALL FUNDS
11 Months Ending 08/31/17

THIS MONTH ACTUAL		OBJ/SUB	ANNUAL BUDGET	OPEN PO & CONTRACTS	YTD ACTUAL	REMAINING BALANCE	PERCENT PLAN	PERCENT ACTUAL	....PROJECTED.... OVER/UNDER	%
	OFFICE SUPPLIES									
	OTHER EXPENDABLE OFF.S	5010								
	OFFICE SUPPLIES									
	OPERATING SUPPLIES									
	FOOD	5115								
	GAS AND OIL	5250								
	UNIFORMS, BADGES, ETC.	5350								
	WEARING APPAREL	5355								
	WEARING APPAREL-HURR R	5356								
	MINOR EQUIPMENT	5460								
	DISPATCHER TRNG.MATERI	5468								
	MINOR EQ-HURR.RELIEF	5471								
	OTHER OPER.MATLS-K-9 S	5590								
120	OTHER OPER.MATLS-CRIME	5591	12000		5978	6022	91.6	49.8	5,478-	45.6-
	OTHER OPER.MATLS-D.A.R	5592	29441	2,563	10579	16299	91.6	35.9	17,900-	60.7-
	OTHER OPER-NON-SWORN C	5595								
	PAINT AND PAINTING SPL	5650								
	COMMUNICATION REPAIR P	5750								
	MINOR COMPUTER EQUIP.	5800								
120	OPERATING SUPPLIES		41441	2,563	16557	22321	91.6	39.9	23,378-	56.4-
120	SUPPLIES AND EXPENSES		41441	2,563	16557	22321	91.6	39.9	23,378-	56.4-
	PROFESSIONAL SERVICES									
20000	METRO CRIME STOPPERS	6039	20000		20000		91.6	100.0	1,818	9.0
	FEES - NON-SWORN CLASS	6044								
	OTHER PROFESSIONAL SER	6049								
20000	PROFESSIONAL SERVICE		20000		20000		91.6	100.0	1,818	9.0
	COMMUNICATIONS									
	TELEPHONE AND TELEGRAP	6060								
	COMMUNICATIONS									
	TRANSPORTATION									
	TRAVEL EXPENSE	6110								
289-	TRAVEL EXP-M/C TRAININ	6112	3600		531	3069	91.6	14.7	3,020-	83.8-
	TRAVEL EXP-K-9 TRAININ	6113								
	TRAVEL EXP-TELECOMMUNI	6114								
	TRAVEL/REG-NON SWORN P	6117								
	FREIGHT	6120								
289-	TRANSPORTATION		3600		531	3069	91.6	14.7	3,020-	83.8-

	ADVERTISING									
	ADVERTISING	6150								
	ADVERTISING									
	PRINTING AND BINDING									
	PRINTING	6200								
	PRINTING AND BINDING									
	OTHER SERVICES & CHARGE									
	EVIDENCE BUY MONEY	6817								
	GRANT RELATED REFUND	6835 STATE								
	EVIDENCE BUY MONEY									
	DUES AND MEMBERSHIPS	6840	3000		2500	500	91.6	83.3	272-	9.0-
	REGISTRATION FEE/TUITI	6845								
	OTHER SERVICES & CHA		3000		2500	500	91.6	83.3	272-	9.0-
19711	OTHER SERVICES & CHAR		26600		23031	3569	91.6	86.5	1,475-	5.5-
	LAND									
	LAND	7000								
	LAND									
	BUILDING/BLD IMPROVEMEN									
	BUILDINGS	7100								
	POLICE SERV CTR BLDG	7100 22								
	BUILDINGS									
	BUILDING/BLD IMPROVE									
	MACHINERY AND EQUIPMENT									
	OFFICE FURN/EQUIP.	7325								
	DATA PROCESSING EQUIP.	7327								
	COMMUNICATION EQUIPMEN	7355								
	EQUIP-HURR.RELIEF	7376								
22900	OTHER EQUIPMENT	7399	58917	7,818	34900	16199	91.6	59.2	20,844-	35.3-
22900	MACHINERY AND EQUIPM		58917	7,818	34900	16199	91.6	59.2	20,844-	35.3-
	VEHICLES									
	AUTOMOBILES	7400	50000			50000	91.6		50,000-	100.0-
	MOTORCYCLES	7405								
	VEHICLES		50000			50000	91.6		50,000-	100.0-
	OTHER									
	ZOOLOGICAL ANIMALS	7505								
	OTHER									
22900	CAPITAL OUTLAY		108917	7,818	34900	66199	91.6	32.0	70,844-	65.0-
42731	EXPENDITURES		176958	10,381	74488	92089	91.6	42.0	95,698-	54.0-

020452 - 2002 TIF B&I-S/P GEN OBLIGA

CITY OF HATTIESBURG
EXPENDITURE REPORT
ALL FUNDS
11 Months Ending 08/31/17

THIS MONTH ACTUAL		OBJ/SUB	ANNUAL BUDGET	OPEN PO & CONTRACTS	YTD ACTUAL	REMAINING BALANCE	PERCENT PLAN	PERCENT ACTUAL	....PROJECTED.... OVER/UNDER	%
	OTHER SERVICES & CHARGE									
	PROP.TAX COLL. FEES .0	6830								
	PROP.TAX COLL. FEES.00	6831								
	BANK SERV/TRF FEE	6832								
	OTHER SERVICES & CHA									
	OTHER SERVICES & CHAR									
	BONDS REDEEMED									
	IND/ECON DEV ISSUES	8020	135000		135000		91.6	100.0	12,272	9.0
	BONDS REDEEMED		135000		135000		91.6	100.0	12,272	9.0
	INTEREST ON BONDS									
53714	IND/ECON DEV ISSUES	8120	110702		110701	1	91.6	99.9	10,062	9.0
53714	INTEREST ON BONDS		110702		110701	1	91.6	99.9	10,062	9.0
	PAYING AGENT FEES									
	IND/ECON DEV ISSUES	8420	2000		1250	750	91.6	62.5	636-	31.8-
	PAYING AGENT FEES		2000		1250	750	91.6	62.5	636-	31.8-
53714	DEBT SERVICE		247702		246951	751	91.6	99.6	21,699	8.7
53714	EXPENDITURES		247702		246951	751	91.6	99.6	21,699	8.7

021452 - 2004 TIF B&I-H/D GEN OBLIGA

CITY OF HATTIESBURG
EXPENDITURE REPORT
ALL FUNDS
11 Months Ending 08/31/17

THIS MONTH ACTUAL		OBJ/SUB	ANNUAL BUDGET	OPEN PO & CONTRACTS	YTD ACTUAL	REMAINING BALANCE	PERCENT PLAN ACTUAL	....PROJECTED.... OVER/UNDER	%
	OTHER SERVICES & CHARGE								
	PROP.TAX COLL. FEES .0	6830							
	PROP.TAX COLL. FEES.00	6831							
	BANK SERV/TRF FEE	6832							
---			---	---	---	---	--- ---	---	---
	OTHER SERVICES & CHA								
---			---	---	---	---	--- ---	---	---
	OTHER SERVICES & CHAR								
	BONDS REDEEMED								
	IND/ECON DEV ISSUES	8020							
---			---	---	---	---	--- ---	---	---
	BONDS REDEEMED								
	INTEREST ON BONDS								
	IND/ECON DEV ISSUES	8120							
---			---	---	---	---	--- ---	---	---
	INTEREST ON BONDS								
	PAYING AGENT FEES								
	IND/ECON DEV ISSUES	8420							
---			---	---	---	---	--- ---	---	---
	PAYING AGENT FEES								
---			---	---	---	---	--- ---	---	---
	DEBT SERVICE								
---			---	---	---	---	--- ---	---	---
	EXPENDITURES								

022452 - 2003 TIF B&I-C/S GEN OBLIGA

CITY OF HATTIESBURG
EXPENDITURE REPORT
ALL FUNDS
11 Months Ending 08/31/17

THIS MONTH ACTUAL		OBJ/SUB	ANNUAL BUDGET	OPEN PO & CONTRACTS	YTD ACTUAL	REMAINING BALANCE	PERCENT PLAN	PERCENT ACTUAL	....PROJECTED.... OVER/UNDER	%
	OTHER SERVICES & CHARGE									
	PROP.TAX COLL. FEES .0	6830								
	PROP.TAX COLL. FEES.00	6831								
	BANK SERV/TRF FEE	6832								
	OTHER SERVICES & CHA									
	OTHER SERVICES & CHAR									
	BONDS REDEEMED									
	IND/ECON DEV ISSUES	8020	115000		115000		91.6	100.0	10,454	9.0
	BONDS REDEEMED		115000		115000		91.6	100.0	10,454	9.0
	INTEREST ON BONDS									
	IND/ECON DEV ISSUES	8120	77318		77318	1	91.6	100.0	7,028	9.0
	INTEREST ON BONDS		77318		77318	1	91.6	100.0	7,028	9.0
	PAYING AGENT FEES									
	IND/ECON DEV ISSUES	8420	2000		2000		91.6	100.0	181	9.0
	PAYING AGENT FEES		2000		2000		91.6	100.0	181	9.0
	DEBT SERVICE		194318		194318	1	91.6	100.0	17,665	9.0
	EXPENDITURES		194318		194318	1	91.6	100.0	17,665	9.0

022500 - '03 TIF B&I-C/S-TRANSFERS

CITY OF HATTIESBURG
EXPENDITURE REPORT
ALL FUNDS
11 Months Ending 08/31/17

THIS MONTH ACTUAL		OBJ/SUB	ANNUAL BUDGET	OPEN PO & CONTRACTS	YTD ACTUAL	REMAINING BALANCE	PERCENT PLAN	PERCENT ACTUAL	....PROJECTED.... OVER/UNDER	%
	TRANSFERS TO OTHER FUND									
	T/T GENERAL FUND	9000 01								
---			---	---	---	---	---	---	---	---
	TRANSFERS TO OTHER F									
---			---	---	---	---	---	---	---	---
	TRANSFERS									
---			---	---	---	---	---	---	---	---
	EXPENDITURES									

023452 - 2007 TIF B&I-T/C GEN OBLIGA

CITY OF HATTIESBURG
EXPENDITURE REPORT
ALL FUNDS
11 Months Ending 08/31/17

THIS MONTH ACTUAL		OBJ/SUB	ANNUAL BUDGET	OPEN PO & CONTRACTS	YTD ACTUAL	REMAINING BALANCE	PERCENT PLAN	PERCENT ACTUAL	....PROJECTED.... OVER/UNDER	%
	OTHER SERVICES & CHARGE									
	PROP.TAX COLL. FEES .0	6830								
	PROP.TAX COLL. FEES.00	6831								
	BANK SERV/TRF FEE	6832								
	OTHER SERVICES & CHA									
	OTHER SERVICES & CHAR									
	BONDS REDEEMED									
	IND/ECON DEV ISSUES	8020	355000		355000		91.6	100.0	32,272	9.0
	BONDS REDEEMED		355000		355000		91.6	100.0	32,272	9.0
	INTEREST ON BONDS									
	IND/ECON DEV ISSUES	8120	92283		92283	1	91.6	100.0	8,389	9.0
	INTEREST ON BONDS		92283		92283	1	91.6	100.0	8,389	9.0
	PAYING AGENT FEES									
2500	IND/ECON DEV ISSUES	8420	3500		3500		91.6	100.0	318	9.0
2500	PAYING AGENT FEES		3500		3500		91.6	100.0	318	9.0
2500	DEBT SERVICE		450783		450783	1	91.6	100.0	40,980	9.0
2500	EXPENDITURES		450783		450783	1	91.6	100.0	40,980	9.0

024452 - 2008 TIF B&I-L/C GEN OBLIGA

CITY OF HATTIESBURG
EXPENDITURE REPORT
ALL FUNDS
11 Months Ending 08/31/17

THIS MONTH ACTUAL		OBJ/SUB	ANNUAL BUDGET	OPEN PO & CONTRACTS	YTD ACTUAL	REMAINING BALANCE	PERCENT PLAN	PERCENT ACTUAL	....PROJECTED.... OVER/UNDER	%
	OTHER SERVICES & CHARGE									
	PROP.TAX COLL. FEES .0	6830								
	PROP.TAX COLL. FEES.00	6831								
	BANK SERV/TRF FEE	6832								
	OTHER SERVICES & CHA									
	OTHER SERVICES & CHAR									
	BONDS REDEEMED									
	IND/ECON DEV ISSUES	8020	40000		40000		91.6	100.0	3,636	9.0
	BONDS REDEEMED		40000		40000		91.6	100.0	3,636	9.0
	INTEREST ON BONDS									
	IND/ECON DEV ISSUES	8120	13200		13200		91.6	100.0	1,200	9.0
	INTEREST ON BONDS		13200		13200		91.6	100.0	1,200	9.0
	PAYING AGENT FEES									
	IND/ECON DEV ISSUES	8420	1000		850	150	91.6	85.0	72-	7.2-
	PAYING AGENT FEES		1000		850	150	91.6	85.0	72-	7.2-
	DEBT SERVICE		54200		54050	150	91.6	99.7	4,763	8.7
	EXPENDITURES		54200		54050	150	91.6	99.7	4,763	8.7

025452 - 2011 TIF B&I-KOHLS GEN OBLIGA

CITY OF HATTIESBURG
EXPENDITURE REPORT
ALL FUNDS
11 Months Ending 08/31/17

THIS MONTH ACTUAL		OBJ/SUB	ANNUAL BUDGET	OPEN PO & CONTRACTS	YTD ACTUAL	REMAINING BALANCE	PERCENT PLAN	PERCENT ACTUAL	....PROJECTED.... OVER/UNDER	%
	OTHER SERVICES & CHARGE									
	PROP.TAX COLL. FEES .0	6830								
	PROP.TAX COLL. FEES.00	6831								
	BANK SERV/TRF FEE	6832								
	OTHER SERVICES & CHA									
	OTHER SERVICES & CHAR									
	BONDS REDEEMED									
	IND/ECON DEV ISSUES	8020	70000		70000		91.6	100.0	6,363	9.0
	BONDS REDEEMED		70000		70000		91.6	100.0	6,363	9.0
	INTEREST ON BONDS									
	IND/ECON DEV ISSUES	8120	19500		19500		91.6	100.0	1,772	9.0
	INTEREST ON BONDS		19500		19500		91.6	100.0	1,772	9.0
	PAYING AGENT FEES									
	IND/ECON DEV ISSUES	8420	2000		1940	60	91.6	97.0	116	5.8
	PAYING AGENT FEES		2000		1940	60	91.6	97.0	116	5.8
	DEBT SERVICE		91500		91440	60	91.6	99.9	8,252	9.0
	EXPENDITURES		91500		91440	60	91.6	99.9	8,252	9.0

026452 - 2016 TIF B&I-WHISP PINES EXPEN

CITY OF HATTIESBURG
EXPENDITURE REPORT
ALL FUNDS
11 Months Ending 08/31/17

THIS MONTH ACTUAL		OBJ/SUB	ANNUAL BUDGET	OPEN PO & CONTRACTS	YTD ACTUAL	REMAINING BALANCE	PERCENT PLAN	PERCENT ACTUAL	....PROJECTED.... OVER/UNDER	%
	OTHER SERVICES & CHARGE									
	PROP.TAX COLL. FEES .0	6830								
	PROP.TAX COLL. FEES.00	6831								
	BANK SERV/TRF FEE	6832								
	OTHER SERVICES & CHA									
	OTHER SERVICES & CHAR									
	BONDS REDEEMED									
	IND/ECON DEV ISSUES	8020	153000		153000		91.6	100.0	13,909	9.0
	BONDS REDEEMED		153000		153000		91.6	100.0	13,909	9.0
	INTEREST ON BONDS									
	IND/ECON DEV ISSUES	8120	126733		126733		91.6	100.0	11,521	9.0
	INTEREST ON BONDS		126733		126733		91.6	100.0	11,521	9.0
	PAYING AGENT FEES									
	IND/ECON DEV ISSUES	8420	1300		1240	60	91.6	95.3	52	4.0
	PAYING AGENT FEES		1300		1240	60	91.6	95.3	52	4.0
	DEBT SERVICE		281033		280973	60	91.6	99.9	25,483	9.0
	EXPENDITURES		281033		280973	60	91.6	99.9	25,483	9.0

027500 - TAX COLLECTOR'S-TRANSFERS

CITY OF HATTIESBURG
EXPENDITURE REPORT
ALL FUNDS
11 Months Ending 08/31/17

THIS MONTH ACTUAL		OBJ/SUB	ANNUAL BUDGET	OPEN PO & CONTRACTS	YTD ACTUAL	REMAINING BALANCE	PERCENT PLAN ACTUAL	....PROJECTED.... OVER/UNDER	%
	TRANSFERS TO OTHER FUND								
32036-	T/T GENERAL FUND	9000 01			13632665	13632665-		14,871,998	
	T/T GENERAL FD-C.C. FE	9000 01CC							
	T/T GENERAL FD-EXCESS	9000 01EB							
	T/T GENERAL FD-CHKG IN	9000 01ICHK							
48456	T/T GENERAL FD-INT/PEN	9000 01IP			243835	243835-		266,001	
12231	T/T PARKS & RECERATION	9000 02			854499	854499-		932,180	
11928	T/T LIBRARY	9000 04			833344	833344-		909,102	
	T/T 1999 TAX INCRE B&I	9000 12							
42809	T/T CITY B & I	9000 13			2988351	2988351-		3,260,019	
224609	T/T SCHOOL FUND	9000 14			16222585	16222585-		17,697,366	
29175	T/T SCHOOL-1988 SCH.BO	9000 14SB			2112531	2112531-		2,304,579	
18135	T/T POL/FIRE DIS./RELI	9000 18			1267943	1267943-		1,383,210	
	T/T 2002 TIF B&I-SP	9000 20			153700	153700-		167,672	
	T/T 2004 TIF B&I-HD	9000 21							
182127	T/T 2003 TIF B&I-CS	9000 22			282127	282127-		307,774	
	T/T 2007 TIF B&I-TC	9000 23			450000	450000-		490,909	
	T/T 2008 TIF B&I-LC	9000 24							
64530	T/T 2011 TIF B&I-TC KO	9000 25			164530	164530-		179,487	
	T/T '16 TIF B&I-WHISPE	9000 26			153000	153000-		166,909	
	T/T 2016 TIF B&I-HBURG	9000 28			125000	125000-		136,363	
	T/T 2015A TIF B&I-RIDG	9000 50			154000	154000-		168,000	
	T/T 2015B TIF B&I-MIDT	9000 51			40000	40000-		43,636	
3028	T/T MASS TRANSIT OPER.	9000 73			211516	211516-		230,744	
	T/T 2008 TIF CONSTR-LC	9000 90							
604992	TRANSFERS TO OTHER F				39889626	39889626-		43,515,955	
604992	TRANSFERS				39889626	39889626-		43,515,955	
604992	EXPENDITURES				39889626	39889626-		43,515,955	

028452 - 2016 TIF B&I-HBRG CLINIC MIDTN

CITY OF HATTIESBURG
EXPENDITURE REPORT
ALL FUNDS
11 Months Ending 08/31/17

THIS MONTH ACTUAL		OBJ/SUB	ANNUAL BUDGET	OPEN PO & CONTRACTS	YTD ACTUAL	REMAINING BALANCE	PERCENT PLAN	PERCENT ACTUAL	....PROJECTED.... OVER/UNDER	%
	OTHER SERVICES & CHARGE									
	PROP.TAX COLL. FEES .0	6830								
	PROP.TAX COLL. FEES.00	6831								
	BANK SERV/TRF FEE	6832								
	OTHER SERVICES & CHA									
	OTHER SERVICES & CHAR									
	BONDS REDEEMED									
	IND/ECON DEV ISSUES	8020	42000		42000		91.6	100.0	3,818	9.0
	BONDS REDEEMED		42000		42000		91.6	100.0	3,818	9.0
	INTEREST ON BONDS									
	IND/ECON DEV ISSUES	8120	28385		28385		91.6	100.0	2,581	9.0
	INTEREST ON BONDS		28385		28385		91.6	100.0	2,581	9.0
	PAYING AGENT FEES									
	IND/ECON DEV ISSUES	8420								
	PAYING AGENT FEES									
	DEBT SERVICE		70385		70385		91.6	100.0	6,398	9.0
	EXPENDITURES		70385		70385		91.6	100.0	6,398	9.0

039551 - AIRPORT IMPR.-AIRPORT DIV

CITY OF HATTIESBURG
EXPENDITURE REPORT
ALL FUNDS
11 Months Ending 08/31/17

THIS MONTH ACTUAL		OBJ/SUB	ANNUAL BUDGET	OPEN PO & CONTRACTS	YTD ACTUAL	REMAINING BALANCE	PERCENT PLAN	PERCENT ACTUAL	....PROJECTED.... OVER/UNDER	%
	SALARIES									
	REGULAR WAGES	4000								
	OVERTIME	4300								
	SALARIES									
	EMPLOYEE BENEFITS									
	STATE RETIREMENT	4600								
	F.I.C.A. TAXES	4700								
	HOSPITALIZATION INS.	4800								
	EMPLOYEE BENEFITS									
	PERSONAL SERVICES									
	OPERATING SUPPLIES									
	GAS AND OIL	5250								
	MINOR EQUIPMENT	5460								
	OTHER OPERATING MATL/S	5590								
	OPERATING SUPPLIES									
	REPAIR & MAINTENANCE SP									
	PLUMBING SUPPLIES	5610								
	PAINT AND PAINTING SPL	5650								
	OTHER REPAIR/MAINT. SP	5990								
	REPAIR & MAINTENANCE									
	SUPPLIES AND EXPENSES									
	PROFESSIONAL SERVICES									
	ENGINEERING	6015								
	LEGAL	6025								
	PROFESSIONAL SERVICE									
	REPR/MAINT-OUTSIDE LABO									
25000	BUILDING R&M	6350			25000	25000-			27,272	
	STREETS & STRUCTURES R	6360	35000	4,840		30160	91.6		35,000-	100.0-
	DISINFECT./EXTERMINATI	6394								
	OTHER REPAIRS AND MAIN	6399								
	AUTOMOTIVE EQ. RENT	6415								
	OTHER RENT	6449								
25000	REPR/MAINT-OUTSIDE L		35000	4,840	25000	5160	91.6	71.4	7,727-	22.0-

25000	OTHER SERVICES & CHAR			35000	4,840	25000	5160	91.6	71.4	7,727-	22.0-
	IMPROVEMENT OTHER THAN										
	STREETS & ROADWAYS	7230									
	STREET LIGHTING	7235									
	LIGHTING SYSTEM	7236									
	OTHER IMPROVEMENTS	7295									
	AIRPORT SIGN	7295	01								
16422	AIRPORT IMP-FAA	7295	02	982749		111604	871145	91.6	11.3	860,999-	87.6-
	MDOT-MULTIMODAL	7295	06								
	MISC.OTHER IMPROVEMEN	7295	99								
16422	OTHER IMPROVEMENTS			982749		111604	871145	91.6	11.3	860,999-	87.6-
16422	IMPROVEMENT OTHER TH			982749		111604	871145	91.6	11.3	860,999-	87.6-
	MACHINERY AND EQUIPMENT										
	DATA PROCESSING EQUIP.	7327									
	AGRICULTURAL EQUIPMENT	7335									
	COMMUNICATION EQUIPMEN	7355									
	OTHER EQUIPMENT	7399									
	MACHINERY AND EQUIPM										
16422	CAPITAL OUTLAY			982749		111604	871145	91.6	11.3	860,999-	87.6-
41422	EXPENDITURES			1017749	4,840	136604	876305	91.6	13.4	868,727-	85.3-

050452 - 2015A TIF B&I-RIDGE/TURTLE CRK

CITY OF HATTIESBURG
EXPENDITURE REPORT
ALL FUNDS
11 Months Ending 08/31/17

THIS MONTH ACTUAL		OBJ/SUB	ANNUAL BUDGET	OPEN PO & CONTRACTS	YTD ACTUAL	REMAINING BALANCE	PERCENT PLAN	PERCENT ACTUAL	....PROJECTED.... OVER/UNDER	%
	OTHER SERVICES & CHARGE									
	PROP.TAX COLL. FEES .0	6830								
	PROP.TAX COLL. FEES.00	6831								
	BANK SERV/TRF FEE	6832								
	OTHER SERVICES & CHA									
	OTHER SERVICES & CHAR									
	BONDS REDEEMED									
	IND/ECON DEV ISSUES	8020	60000		60000		91.6	100.0	5,454	9.0
	BONDS REDEEMED		60000		60000		91.6	100.0	5,454	9.0
	INTEREST ON BONDS									
	IND/ECON DEV ISSUES	8120	65725		65725		91.6	100.0	5,975	9.0
	INTEREST ON BONDS		65725		65725		91.6	100.0	5,975	9.0
	PAYING AGENT FEES									
	IND/ECON DEV ISSUES	8420	2000		1940	60	91.6	97.0	116	5.8
	PAYING AGENT FEES		2000		1940	60	91.6	97.0	116	5.8
	DEBT SERVICE		127725		127665	60	91.6	99.9	11,545	9.0
	EXPENDITURES		127725		127665	60	91.6	99.9	11,545	9.0

050602 - 2015 TIF B&I-RIDGE/MIDTOWN MAR

CITY OF HATTIESBURG
EXPENDITURE REPORT
ALL FUNDS
11 Months Ending 08/31/17

THIS MONTH ACTUAL		OBJ/SUB	ANNUAL BUDGET	OPEN PO & CONTRACTS	YTD ACTUAL	REMAINING BALANCE	PERCENT PLAN ACTUAL	....PROJECTED.... OVER/UNDER	%
	PROFESSIONAL SERVICES								
	CONSULTANT SERV/SURVEY	6020							
	LEGAL	6025							
	OTHER PROFESSIONAL SER	6049							
	PROFESSIONAL SERVICE								
	INSURANCE								
	OTHER INSURANCE	6299							
	INSURANCE								
	OTHER SERVICES & CHAR								
	BONDS REDEEMED								
	GENERAL ISSUES	8000							
	BONDS REDEEMED								
	INTEREST ON BONDS								
	GENERAL ISSUES	8100							
	INTEREST ON BONDS								
	PAYING AGENT FEES								
	GENERAL ISSUES	8400							
	PAYING AGENT FEES								
	DEBT SERVICE								
	EXPENDITURES								

051452 - 2015B TIF B&I-MIDTOWN MARKET

CITY OF HATTIESBURG
EXPENDITURE REPORT
ALL FUNDS
11 Months Ending 08/31/17

THIS MONTH ACTUAL		OBJ/SUB	ANNUAL BUDGET	OPEN PO & CONTRACTS	YTD ACTUAL	REMAINING BALANCE	PERCENT PLAN	PERCENT ACTUAL	....PROJECTED.... OVER/UNDER	%
	OTHER SERVICES & CHARGE									
	PROP.TAX COLL. FEES .0	6830								
	PROP.TAX COLL. FEES.00	6831								
	BANK SERV/TRF FEE	6832								
	OTHER SERVICES & CHA									
	OTHER SERVICES & CHAR									
	BONDS REDEEMED									
	IND/ECON DEV ISSUES	8020	10000		10000		91.6	100.0	909	9.0
	BONDS REDEEMED		10000		10000		91.6	100.0	909	9.0
	INTEREST ON BONDS									
	IND/ECON DEV ISSUES	8120	11275		11275		91.6	100.0	1,025	9.0
	INTEREST ON BONDS		11275		11275		91.6	100.0	1,025	9.0
	PAYING AGENT FEES									
	IND/ECON DEV ISSUES	8420	1940		1940		91.6	100.0	176	9.0
	PAYING AGENT FEES		1940		1940		91.6	100.0	176	9.0
	DEBT SERVICE		23215		23215		91.6	100.0	2,111	9.0
	EXPENDITURES		23215		23215		91.6	100.0	2,111	9.0

THIS MONTH ACTUAL		OBJ/SUB	ANNUAL BUDGET	OPEN PO & CONTRACTS	YTD ACTUAL	REMAINING BALANCE	PERCENT PLAN	PERCENT ACTUAL	....PROJECTED.... OVER/UNDER	%
	OPERATING SUPPLIES									
	CHEMICALS	5130								
	ASPHALT & ASPHALT PROD	5400								
	CONCRETE, CEMENT, ETC.	5405								
	BRICK,STONE,MORTAR,ETC	5410								
	SAND,CLAY,GRVL,FILL DI	5415								
	DRAINAGE PIPE & CULVER	5420								
	MINOR EQUIPMENT	5460								
	STREET MARKING SUPPLIE	5550								
	OPERATING SUPPLIES		9	9	9	9	9	9	9	9
	REPAIR & MAINTENANCE SP									
	BUILDING MATERIALS & S	5600								
	PLUMBING SUPPLIES	5610								
	STRUCTURAL STEEL & IRO	5620								
	REPAIR & MAINTENANCE		9	9	9	9	9	9	9	9
	SUPPLIES AND EXPENSES		9	9	9	9	9	9	9	9
	PROFESSIONAL SERVICES									
	ENGINEERING	6015	146641		142603	4038	91.6	97.2	8,925	6.0
30400	APPRAISAL	6017	30400		30400		91.6	100.0	2,763	9.0
12289	LEGAL	6025	14959		14957	2	91.6	99.9	1,357	9.0
	OTHER PROFESSIONAL SER	6049								
42689	PROFESSIONAL SERVICE		192000		187960	4040	91.6	97.8	13,047	6.7
	TRANSPORTATION									
	TRAVEL EXPENSE	6110								
	TRANSPORTATION		9	9	9	9	9	9	9	9
	REPR/MAINT-OUTSIDE LABO									
296661	STREETS & STRUCTURES R	6360	1763406	100,354	1564533	98519	91.6	88.7	56,642-	3.2-
	MINOR EQUIPMENT R&M	6382								
296661	REPR/MAINT-OUTSIDE L		1763406	100,354	1564533	98519	91.6	88.7	56,642-	3.2-
	RENTALS									
	MACHINERY RENT	6420								
	RENTALS		9	9	9	9	9	9	9	9
	OTHER SERVICES & CHARGE									
69	BANK SERV/TRF FEE	6832			195	195-			212	
	8/29 TIPPING FEES	6880								
	8/29 TIPPING-PW7311	6880 01								

	8/29 TIPPING-PW8157	6880 02								
	8/29 TIPPING-PW7711	6880 03								
	8/29 TIPPING FEES									
69	OTHER SERVICES & CHA				195	195-			212	
339419	OTHER SERVICES & CHAR		1955406	100,354	1752688	102364	91.6	89.6	43,382-	2.2-
	LAND									
	LAND	7000	130000		80000	50000	91.6	61.5	42,727-	32.8-
	EASEMENTS	7010								
	LAND		130000		80000	50000	91.6	61.5	42,727-	32.8-
	IMPROVEMENT OTHER THAN									
	BRIDGES	7210								
	34TH AVE PEDESTRIAN B	7210 01								
	28TH AVENUE BRIDGE	7210 02	310000			310000	91.6		310,000-	100.0-
	12TH AVENUE BRIDGE	7210 03	20000		18200	1800	91.6	91.0	146-	.7-
	BRIDGES		330000		18200	311800	91.6	5.5	310,146-	93.9-
	DRAINS	7215								
	MOBILE ST (CDBG)	7215 14								
	DRAINS									
	SIDEWALKS	7225								
1200	SIDEWALKS-NON SPECIFI	7225 01	94810		22213	72597	91.6	23.4	70,577-	74.4-
	MDOT-WOODLEY,ROWAN SC	7225 02								
	LONG LEAF TRACE/KP SI	7225 03								
	HWY 49 SIDEWALKS	7225 04								
79839	MDOT-HAWKINS SCHL SID	7225 05	260980		185948	75032	91.6	71.2	58,127-	22.2-
25817	MDOT-TUSCAN AVE SIDEW	7225 06	309077		55876	253201	91.6	18.0	248,121-	80.2-
	MDOT-LLT DEPOT TO CHA	7225 07	511222			511222	91.6		511,222-	100.0-
	MDOT-J ED TURNER BIKE	7225 08	30000			30000	91.6		30,000-	100.0-
	EDWARDS ST PATHWAY	7225 09	250000		218815	31185	91.6	87.5	11,292-	4.5-
	CAMP ST WALKING TRAIL	7225 10	188000			188000	91.6		188,000-	100.0-
136016	GRANT-GORDON CREEK SI	7225 11	349898		136016	213882	91.6	38.8	201,516-	57.5-
	38TH AVE SIDEWALKS	7225 12								
	CLASSIC DRIVE BIKE TR	7225 13								
	LLT TO AFRICAN AMER M	7225 14								
	GORDON CREEK PATHWAYS	7225 20								
	MAMIE STREET	7225 21								
242872	SIDEWALKS		1993987		618867	1375120	91.6	31.0	1,318,859-	66.1-
	STREETS & ROADWAYS	7230								
	UNETTA ST BRIDGE	7230 01								
	INDUSTRIAL PARK ROADS	7230 02								
61666	WESTERN BELTWAY	7230 03	102075		101741	334	91.6	99.6	8,915	8.7
	NORTH-SOUTH CORRIDOR-	7230 04								
	RAILROAD CROSSING UPG	7230 05								
	BIKE LANES	7230 06								
3507	MDIP-HBURG CLINIC ACC	7230 07	463868		3507	460361	91.6	.7	460,042-	99.1-

	MDOT-4TH ST PHASE I	7230 08									
	MDOT-4TH ST PHASE II	7230 09	1340509			1340509	91.6		1,340,509-	100.0-
	MDOT-FUTURE PROJECT	7230 10								
	E.4TH STREET	7230 11								
	LAKE FORGETFUL	7230 13	387279			387279	91.6		387,279-	100.0-
	LAMAR BLVD-REGIONS	7230 14								
	S 31ST AVE MIDTOWN	7230 15								
	MDA-NORTH 31ST AVENUE	7230 18	165425		165425		91.6	100.0	15,038	9.0
	LAKEVIEW BRIDGE NORTH	7230 21								
	LAKEVIEW BRIDGE SOUTH	7230 22								
	FORREST STREET BRIDGE	7230 24								
	CTRY.CLUB RD. INTERSE	7230 25								
	TATUM BLVD.IMPROVEMEN	7230 26								
	DOWNTOWN STREET IMPRO	7230 27								
	WEATHERSBY-S US HWY 9	7230 28								
	SHORT STREET IMPROVEM	7230 29								
	MAMIE ST RELOCATION	7230 34	175000			175000	91.6		175,000-	100.0-
	MDOT-B'WAY,MOBILE TE	7230 39	78139		78137	2	91.6	99.9	7,101	9.0
	MDOT-34TH AVE TE	7230 40								
	MCLEOD ST BRIDGE	7230 41								
	BROAD ST BRIDGE	7230 42	43554		43553	1	91.6	99.9	3,958	9.0
	MDOT-MARTIN LUTHER KI	7230 43								
	HARDY WIDENING #1-MDO	7230 48								
	RAWLS SPGS LOOP RD	7230 50								
1945	MDOT-LLT-US 49 TO MAI	7230 51	214251		210384	3867	91.6	98.1	15,258	7.1
	HARDY WIDENING #2-MDO	7230 52								
	ARRA-W PINE-B'WAY TO	7230 53								
	WATER TANK ACCESS RD	7230 54	178474		178473	1	91.6	99.9	16,223	9.0
	CORRIDOR/INTERSECT.IM	7230 75								
	CHAUVET SQUARE PROJEC	7230 81								
	OTHER STREET IMPR.	7230 99								
---			---	---	---	---	---	---	---	---
67117	STREETS & ROADWAYS		3148574		781220	2367354	91.6	24.8	2,296,334-	72.9-
	OTHER IMPROVEMENTS	7295								
	WARNING SIREN	7295 01								
	TRAF.SIGNAL UPGRADE-I	7295 28								
	TRAF.SIGNAL-SOUTHERN	7295 29								
	TRAF.SIGNAL-TATUM/BON	7295 41								
	TRAF.SIGNAL-BARTUR/B'	7295 54	3903		3903		91.6	100.0	354	9.0
	TRAF.SIGNAL-USM/4TH S	7295 55								
---			---	---	---	---	---	---	---	---
	OTHER IMPROVEMENTS		3903		3903		91.6	100.0	354	9.0
---			---	---	---	---	---	---	---	---
309989	IMPROVEMENT OTHER TH		5476464		1422190	4054274	91.6	25.9	3,924,984-	71.6-
	MACHINERY AND EQUIPMENT									
	AGRICULTURAL EQUIPMENT	7335								
	CONSTRUCTION EQUIPMENT	7345								
---			---	---	---	---	---	---	---	---
	MACHINERY AND EQUIPM									
	VEHICLES									
	AUTOMOBILES	7400								
	PICK UP TRUCKS	7420								

	DUMP TRUCKS	7440									
	SPECIAL TRUCKS	7450									
	VEHICLES										
309989	CAPITAL OUTLAY		5606464		1502190	4104274	91.6	26.7	3,967,711-	70.7-
649408	EXPENDITURES		7561870	100,354	3254878	4206638	91.6	43.0	4,011,094-	53.0-

072460 - MUN.R&B FUND-CAPITAL LEASES

CITY OF HATTIESBURG
EXPENDITURE REPORT
ALL FUNDS
11 Months Ending 08/31/17

THIS MONTH ACTUAL		OBJ/SUB	ANNUAL BUDGET	OPEN PO & CONTRACTS	YTD ACTUAL	REMAINING BALANCE	PERCENT PLAN ACTUAL		....PROJECTED.... OVER/UNDER	%
	CAPITAL LEASE PAYMENTS									
	TRACTOR LEASE '11	8512								
	BACKHOE LEASE '11	8514								
---			---	---	---	---	---	---	---	---
	CAPITAL LEASE PAYMEN									
	INTEREST ON CAPITAL LEA									
	TRACTOR LEASE '11	8612								
	BACKHOE LEASE '11	8614								
---			---	---	---	---	---	---	---	---
	INTEREST ON CAPITAL									
---			---	---	---	---	---	---	---	---
	DEBT SERVICE									
---			---	---	---	---	---	---	---	---
	EXPENDITURES									

072500 - MUN.ROAD&BRIDGE-TRANSFERS

CITY OF HATTIESBURG
EXPENDITURE REPORT
ALL FUNDS
11 Months Ending 08/31/17

THIS MONTH ACTUAL		OBJ/SUB	ANNUAL BUDGET	OPEN PO & CONTRACTS	YTD ACTUAL	REMAINING BALANCE	PERCENT PLAN ACTUAL	....PROJECTED.... OVER/UNDER	%
	TRANSFERS TO OTHER FUND								
	T/T GENERAL FUND	9000 01							
	T/T SPECIAL STREET	9000 08							
	T/T COMMUNITY DEVELOPM	9000 82							
---			---	---	---	---	--- ---	---	---
	TRANSFERS TO OTHER F								
---			---	---	---	---	--- ---	---	---
	TRANSFERS								
---			---	---	---	---	--- ---	---	---
	EXPENDITURES								

073570 - MASS TRANSIT-TRANSPORTATION

CITY OF HATTIESBURG
EXPENDITURE REPORT
ALL FUNDS
11 Months Ending 08/31/17

THIS MONTH ACTUAL		OBJ/SUB	ANNUAL BUDGET	OPEN PO & CONTRACTS	YTD ACTUAL	REMAINING BALANCE	PERCENT PLAN	PERCENT ACTUAL	....PROJECTED.... OVER/UNDER	%
	SALARIES									
30813	REGULAR WAGES	4000	588351		377695	210656	91.6	64.1	176,320-	29.9-
	DISASTER RECOVERY WAGE	4010			6564	6564-			7,160	
6007	OVERTIME	4300	55000		49725	5275	91.6	90.4	754-	1.3-
	DISASTER RECOVERY OVER	4310			2059	2059-			2,246	
36820	SALARIES		643351		436043	207308	91.6	67.7	167,667-	26.0-
	EMPLOYEE BENEFITS									
5799	STATE RETIREMENT	4600	98965		68677	30288	91.6	69.3	24,044-	24.2-
2671	F.I.C.A. TAXES	4700	46660		31704	14956	91.6	67.9	12,073-	25.8-
7500	HOSPITALIZATION INS.	4800	132800		112033	20767	91.6	84.3	10,582-	7.9-
	UNEMPLOYMENT BENEFITS	4900	6110		6110		91.6	100.0	556	9.0
14714	WORKMAN'S COMPENSATION	4910	13316		32704	19388-	91.6	245.5	22,361	167.9
30684	EMPLOYEE BENEFITS		297851		251228	46623	91.6	84.3	23,784-	7.9-
67504	PERSONAL SERVICES		941202		687271	253931	91.6	73.0	191,451-	20.3-
	OFFICE SUPPLIES									
244	PAPER	5003	300		244	56	91.6	81.3	33-	11.0-
	PRINTED FORMS	5005	100		90	10	91.6	90.0	1-	1.0-
102	OTHER EXPENDABLE OFF.S	5010	2000	373	1327	300	91.6	66.3	552-	27.6-
500	MINOR OFFICE EQUIP/FUR	5020	2400		1465	935	91.6	61.0	801-	33.3-
	SUBSCRIPTIONS,MAGS,MAP	5050								
	BOOKS	5070								
	COMPUTER SUPPLIES	5080	1500		577	923	91.6	38.4	870-	58.0-
846	OFFICE SUPPLIES		6300	373	3703	2223	91.6	58.7	2,260-	35.8-
	OPERATING SUPPLIES									
817	CLEANING/JANITORIAL SP	5100	2800		1992	808	91.6	71.1	626-	22.3-
	FOOD	5115	1100	588	364	149	91.6	33.0	702-	63.8-
	MEDICAL SUPPLIES	5120								
547	CHEMICALS	5130	600		547	53	91.6	91.1	3-	.5-
749	GAS AND OIL	5250	10000		8600	1400	91.6	86.0	618-	6.1-
	LUBRICANTS	5255	500		190	310	91.6	38.0	292-	58.4-
4146	DIESEL FUEL	5257	120000		55211	64789	91.6	46.0	59,769-	49.8-
	OTHER FUEL	5260								
	WEARING APPAREL	5355	1700	663		1037	91.6		1,700-	100.0-
	CONCRETE, CEMENT, ETC.	5405	1000			1000	91.6		1,000-	100.0-
	SAND,CLAY,GRVL,FILL DI	5415								
464	HAND TOOLS	5450	1000		697	303	91.6	69.7	239-	23.9-
	MINOR EQUIPMENT	5460								
	OTHER OPERATING MATL/S	5590	3700	350	1463	1887	91.6	39.5	2,104-	56.8-

6723	OPERATING SUPPLIES		142400	1,601	69065	71734	91.6	48.5	67,056-	47.0-
	REPAIR & MAINTENANCE SP									
	BUILDING MATERIALS & S	5600	700		70	630	91.6	10.0	623-	89.0-
	ELECTRICAL SUPPLIES	5605	500		360	140	91.6	72.0	107-	21.4-
53	PLUMBING SUPPLIES	5610	500		53	447	91.6	10.6	442-	88.4-
	PAINT AND PAINTING SPL	5650	500			500	91.6		500-	100.0-
4	MTR VEHICLE REP. PTS/S	5700	1600		552	1048	91.6	34.5	997-	62.3-
	REPAIR PARTS - BUSES	5710								
6550	REPAIR PARTS - FIXED R	5710 01	50000	3,053	40357	6590	91.6	80.7	5,974-	11.9-
2494	REPAIR PARTS - PARATRA	5710 02	10000	1,984	5000	3016	91.6	50.0	4,546-	45.4-
	COMMUNICATION REPAIR P	5750	1000			1000	91.6		1,000-	100.0-
	AGRICLTRL REPAIR PTS/S	5755								
300	OTHER REPAIR/MAINT. SP	5990	2000	153	1736	111	91.6	86.8	106-	5.3-
9401	REPAIR & MAINTENANCE		66800	5,190	48129	13480	91.6	72.0	14,295-	21.3-
16970	SUPPLIES AND EXPENSES		215500	7,164	120898	87438	91.6	56.1	83,611-	38.7-
	PROFESSIONAL SERVICES									
	AUDITING AND ACCOUNTIN	6010								
9840	ARCHITECTURAL	6012	9840		9840		91.6	100.0	894	9.0
	CONSULTANT SERV/SURVEY	6020	5040			5040-	91.6		5,040-	100.0-
	BUILDING/BUS SECURITY	6021	9000		240	8760	91.6	2.6	8,738-	97.0-
	MEDICAL	6027								
345	OTHER PROFESSIONAL SER	6049	5500	60	3705	1735	91.6	67.3	1,458-	26.5-
10185	PROFESSIONAL SERVICE		19300	60	13785	5455	91.6	71.4	4,261-	22.0-
	COMMUNICATIONS									
870	TELEPHONE AND TELEGRAP	6060	7600		7408	192	91.6	97.4	482	6.3
	POSTAGE	6070	200			200	91.6		200-	100.0-
870	COMMUNICATIONS		7800		7408	392	91.6	94.9	282	3.6
	TRANSPORTATION									
	TRAVEL EXPENSE	6110	5000		2418	2582	91.6	48.3	2,362-	47.2-
138	FREIGHT	6120	2300	109	726	1465	91.6	31.5	1,508-	65.5-
	MESSENGER/EXPRESS SERV	6130								
138	TRANSPORTATION		7300	109	3144	4047	91.6	43.0	3,870-	53.0-
	ADVERTISING									
	ADVERTISING	6150	9000			9000	91.6		9,000-	100.0-
	ADVERTISING		9000			9000	91.6		9,000-	100.0-
	PRINTING AND BINDING									
	PRINTING	6200	1900	255	395	1250	91.6	20.7	1,469-	77.3-
	PRINTING AND BINDING		1900	255	395	1250	91.6	20.7	1,469-	77.3-
	INSURANCE									
	PUBLIC LIAB/PROPERTY D	6255	50000		47546	2454	91.6	95.0	1,868	3.7
	AUTOMOBILE INSURANCE	6265								
	SURETY AND FORGERY BON	6270								
	INSURANCE		50000		47546	2454	91.6	95.0	1,868	3.7

	UTILITIES									
966	ELECTRICITY	6305	16000		6726	9274	91.6	42.0	8,662-	54.1-
966	UTILITIES		16000		6726	9274	91.6	42.0	8,662-	54.1-
	REPR/MAINT-OUTSIDE LABO									
	BUILDING R&M	6350	6500		5417	1083	91.6	83.3	590-	9.0-
	ELECTRICAL R&M	6355								
	PLUMBING EQUIPMENT R&M	6357								
	OFFICE EQUIPMENT R&M	6365	500		270	230	91.6	54.0	206-	41.2-
	FIXED EQUIPMENT R&M	6380								
	MINOR EQUIPMENT R&M	6382								
	MOTOR VEHICLE EQ. R&M	6384	3000	627	1677	696	91.6	55.9	1,170-	39.0-
	REPR/MAINT-OUTSIDE L		10000	627	7364	2009	91.6	73.6	1,966-	19.6-
	BUS EQUIPMENT R&M									
1892	BUS EQUIP R&M-FIXED RO	6385 01	81139	16,349	50614	14176	91.6	62.3	25,923-	31.9-
15597	BUS EQUIP R&M-PARATRAN	6385 02	28065	3,490	24262	314	91.6	86.4	1,597-	5.6-
	COMMUNICATION EQ. R&M	6390	5000	2,418		2582	91.6		5,000-	100.0-
	DISINFECT./EXTERMINATI	6394	250		144	106	91.6	57.6	92-	36.8-
	SIGN PAINTING	6396	500			500	91.6		500-	100.0-
	TOW IN CHARGES	6398	1600	250	1300	50	91.6	81.2	181-	11.3-
	OTHER REPAIRS AND MAIN	6399	1200	40	1026	133	91.6	85.5	80-	6.6-
17489	BUS EQUIPMENT R&M		117754	22,547	77346	17861	91.6	65.6	33,376-	28.3-
	RENTALS									
	CYLINDER RENT	6425								
457	UNIFORM RENT	6430	3000		2813	187	91.6	93.7	68	2.2
	OTHER RENT	6449	500		107	393	91.6	21.4	383-	76.6-
457	RENTALS		3500		2920	580	91.6	83.4	314-	8.9-
	OTHER SERVICES & CHARGE									
77	PROP.TAX COLL. FEES .0	6830			884	884-			964	
9	PROP.TAX COLL. FEES.00	6831			1260	1260-			1,374	
	DUES AND MEMBERSHIPS	6840	500		400	100	91.6	80.0	63-	12.6-
	REGISTRATION FEE/TUITI	6845								
	LAUNDRY	6850								
26292	JARC-OPERATIONS	6868	320000		65490	254511	91.6	20.4	248,556-	77.6-
	ARRA-OPERATIONS	6869								
	SERVICES NOT SPECIFIED	6999								
26377	OTHER SERVICES & CHA		320500		68034	252466	91.6	21.2	246,281-	76.8-
56483	OTHER SERVICES & CHAR		563054	23,598	234668	304788	91.6	41.6	307,052-	54.5-
	BUILDING/BLD IMPROVEMEN									
	BUILDINGS	7100								
	BUS SHELTERS	7100 24	20000			20000	91.6		20,000-	100.0-
	MASS TRANSIT FACILITY	7100 27	469101			469101	91.6		469,101-	100.0-
	BUILDINGS		489101			489101	91.6		489,101-	100.0-
	BUILDING/BLD IMPROVE		489101			489101	91.6		489,101-	100.0-

	IMPROVEMENT OTHER THAN									
	OTHER IMPROVEMENTS	7295								
	ARRA DEPOT INFO KIOSK	7295 53								
	ARRA IMPROVEMENTS	7295 99								
	OTHER IMPROVEMENTS									
	IMPROVEMENT OTHER TH									
	MACHINERY AND EQUIPMENT									
	OFFICE FURN/EQUIP.	7325								
	DATA PROCESSING EQUIP.	7327								
	ARRA-DP EQUIP/SOFTWARE	7328								
	AGRICULTURAL EQUIPMENT	7335								
	COMMUNICATION EQUIPMEN	7355	25000		8675	16325	91.6	34.7	15,536-	62.1-
	ARRA-COMMUNICATION EQU	7356								
	ARRA-GPS EQUIPMENT	7357								
	MAJOR EQUIP. IMPROVEME	7390								
	OTHER EQUIPMENT	7399								
	MACHINERY AND EQUIPM		25000		8675	16325	91.6	34.7	15,536-	62.1-
	VEHICLES									
	AUTOMOBILES	7400								
	BUSES	7410	331318		321042	10276	91.6	96.8	18,909	5.7
	ARRA-TROLLEYS	7415								
	SPECIAL TRUCKS	7450								
	VEHICLES		331318		321042	10276	91.6	96.8	18,909	5.7
	CAPITAL OUTLAY		845419		329717	515702	91.6	39.0	485,727-	57.4-
140956	EXPENDITURES		2565175	30,762	1372553	1161859	91.6	53.5	1,067,845-	41.6-

075695 - W&S CONSTR.-CAPITAL PROJECTS

CITY OF HATTIESBURG
EXPENDITURE REPORT
ALL FUNDS
11 Months Ending 08/31/17

THIS MONTH ACTUAL		OBJ/SUB	ANNUAL BUDGET	OPEN PO & CONTRACTS	YTD ACTUAL	REMAINING BALANCE	PERCENT PLAN	PERCENT ACTUAL	....PROJECTED.... OVER/UNDER	%
	OPERATING SUPPLIES									
	ASPHALT & ASPHALT PROD	5400								
	OPERATING SUPPLIES									
	SUPPLIES AND EXPENSES									
	PROFESSIONAL SERVICES									
8030	ENGINEERING	6015	717095		329094	388001	91.6	45.8	358,083-	49.9-
195161	ENGINEERING-I&I STUDY	6015 01	991970		983259	8711	91.6	99.1	80,676	8.1
	LEGAL	6025								
	OTHER PROFESSIONAL SER	6049	109			109	91.6		109-	100.0-
203191	PROFESSIONAL SERVICE		1709174		1312353	396821	91.6	76.7	277,516-	16.2-
	REPR/MAINT-OUTSIDE LABO									
	STREETS & STRUCTURES R	6360								
	REPR/MAINT-OUTSIDE L									
	OTHER SERVICES & CHARGE									
	SETTLEMT OF DAMAGE CLA	6700								
	BANK SERV/TRF FEE	6832	100			100	91.6		100-	100.0-
	SERVICES NOT SPECIFIED	6999	178826		173813	5013	91.6	97.1	10,788	6.0
	OTHER SERVICES & CHA		178926		173813	5113	91.6	97.1	10,688	5.9
203191	OTHER SERVICES & CHAR		1888100		1486166	401934	91.6	78.7	266,828-	14.1-
	LAND									
	LAND	7000								
	EASEMENTS	7010								
	LAND									
	IMPROVEMENT OTHER THAN									
	FENCES/RAILINGS	7212								
	SEWERS	7220								
	SEWER PHASE III	7220 01								
	IRENE CHAPEL-HATTIE A	7220 02								
	IND.PARK WTR/SWR IMPR	7220 03								
	MISC.SEWER SYSTEMS IM	7220 04								
	SHADOWOOD	7220 05								
	WOODHAVEN	7220 06								
	RICHBURG HILL TO I/59	7220 07								
	HWY 49 S	7220 08								
	W.HILLS GOLF CRSE SWR	7220 09								

	PCS WTR/SWR LINES	7220	10								
	S.LAGOON IMPROVEMENTS	7220	11								
	COUNTRY CLUB SEWER	7220	13								
	HYBRID PLASTICS PROJ(	7220	14								
	PALMER'S SWR-SRF-LOAN	7220	15								
	CENTRAL SCHL RD	7220	16								
	JAMES/HWY49 SRF LOAN#	7220	18								
	I-59/JERVIS MIMS	7220	19								
	DIXIE PINE-SRF LOAN #	7220	20								
	USM PUMP STATION	7220	21								
	N.LAGOON EXPANSION	7220	26								
	S.LAGOON REPAIRS	7220	27								
	HWY 11 SOUTH SEWER	7220	29								
	USA YEAST	7220	37								
	S2-W 592 SWR W OF RAI	7220	38								
	S3-E 592 SWR E OF RAI	7220	39								
	CDBG-WIS PAK	7220	46								
	LAGOON AERATORS-ARRA	7220	47								
	RAILROAD BORE	7220	48								
	SEWER PHASE II	7220	50								
	CDBG-USA YEAST	7220	51								
	SEWER PHASE IV	7220	53								
383900	S 31st AVE DRAINAGE	7220	65	686144		383900	302244	91.6	55.9	267,344-	38.9-
	S 31st AVE SEWER	7220	66	238800			238800	91.6		238,800-	100.0-
	LAMAR BLVD-REGIONS	7220	67								
103821	PROGRAMMED SEWER PROJ	7220	99	1000000		977967	22033	91.6	97.7	66,873	6.6
---				---	---	---	---	---	---	---	---
487721	SEWERS			1924944		1361867	563077	91.6	70.7	439,270-	22.8-
	STREETS & ROADWAYS	7230									
	1995 W&S-PAVING	7230	01								
---				---	---	---	---	---	---	---	---
	STREETS & ROADWAYS										
	WATER SYSTEMS	7245									
	JAMES ST WTR PLT	7245	02								
	HWY 98 WEST WTR.IMPR.	7245	03								
	HWY 98 ELEVATED WTR T	7245	04								
	WESTERN CONTAINER FIR	7245	06								
	RICHBURG HILL TO I/59	7245	07								
7270	OLD 98/RUNNELS RD WTR	7245	11	7270		7270		91.6	100.0	660	9.0
	RICHBURG HILL WTR.LIN	7245	14								
	RICHBURG HILL BOOSTER	7245	17								
	COUNTRY CLUB WATER	7245	18								
	RICHBURG ELEVATED TAN	7245	19								
	RAULSTON RD WATER	7245	20								
	BLC MUN.AIRPORT	7245	21								
	JMT IND.DR/JAMES ST	7245	22								
	TATUM BLVD/HWY 11	7245	23								
	HATTIE WATER MAIN.	7245	25								
	CDBG-WIS PAK	7245	46								
	LOOP WATER LINE 98/RU	7245	47	135656			135656	91.6		135,656-	100.0-
	2015 WATER IMPROVEMEN	7245	54	91000		90472	528	91.6	99.4	7,696	8.4
	PROGRAMMED WATER PROJ	7245	99	901730		53001	848729	91.6	5.8	843,910-	93.5-

7270	WATER SYSTEMS			1135656		150743	984913	91.6	13.2	971,209-	85.5-
	OTHER IMPROVEMENTS	7295									
	SCS PROJECT MATCH	7295	20								
	NRCS EROSION CONTROL	7295	21								
	TURTLECREEK-STORM DRA	7295	26								
	TURTLECREEK-WATER/SEW	7295	27								
	TANK PAINTING/MAINT	7295	98	250000		216767	33233	91.6	86.7	13,526-	5.4-
	OTHER IMPROVEMENTS			250000		216767	33233	91.6	86.7	13,526-	5.4-
494990	IMPROVEMENT OTHER TH			3310600		1729377	1581223	91.6	52.2	1,424,006-	43.0-
	MACHINERY AND EQUIPMENT										
	OFFICE FURN/EQUIP.	7325									
	PIPE	7370									
	OTHER EQUIPMENT	7399									
	MACHINERY AND EQUIPM										
494990	CAPITAL OUTLAY			3310600		1729377	1581223	91.6	52.2	1,424,006-	43.0-
698182	EXPENDITURES			5198700		3215543	1983157	91.6	61.8	1,690,834-	32.5-

077650 - COMMUNITY CTR-ADMIN/GENERAL

CITY OF HATTIESBURG
EXPENDITURE REPORT
ALL FUNDS
11 Months Ending 08/31/17

THIS MONTH ACTUAL		OBJ/SUB	ANNUAL BUDGET	OPEN PO & CONTRACTS	YTD ACTUAL	REMAINING BALANCE	PERCENT PLAN	PERCENT ACTUAL	....PROJECTED.... OVER/UNDER	%
	SALARIES									
26808	REGULAR WAGES	4000	348510		302771	45739	91.6	86.8	18,214-	5.2-
	DISASTER RECOVERY WAGE	4010			591	591-			644	
720	OVERTIME	4300	13000		9442	3558	91.6	72.6	2,699-	20.7-
	DISASTER RECOVERY OVER	4310			293	293-			319	
27528	SALARIES		361510		313097	48413	91.6	86.6	19,949-	5.5-
	EMPLOYEE BENEFITS									
4336	STATE RETIREMENT	4600	56937		49313	7624	91.6	86.6	3,141-	5.5-
2059	F.I.C.A. TAXES	4700	27656		23447	4209	91.6	84.7	2,078-	7.5-
6753	HOSPITALIZATION INS.	4800	92400		81853	10548	91.6	88.5	3,105-	3.3-
	UNEMPLOYMENT BENEFITS	4900	500			500	91.6		500-	100.0-
10903	WORKMAN'S COMPENSATION	4910	22675		24234	1559-	91.6	106.8	3,762	16.5
24051	EMPLOYEE BENEFITS		200168		178846	21322	91.6	89.3	5,063-	2.5-
51578	PERSONAL SERVICES		561678		491943	69735	91.6	87.5	25,012-	4.4-
	OFFICE SUPPLIES									
	PAPER	5003								
	PRINTED FORMS	5005								
	OTHER EXPENDABLE OFF.S	5010	1000		656	344	91.6	65.6	284-	28.4-
	MINOR OFFICE EQUIP/FUR	5020	1000			1000	91.6		1,000-	100.0-
	PHOTO SUPPLIES	5040								
	SUBSCRIPTIONS,MAGS,MAP	5050								
	BOOKS	5070								
	OFFICE SUPPLIES		2000		656	1344	91.6	32.8	1,284-	64.2-
	OPERATING SUPPLIES									
	CLEANING/JANITORIAL SP	5100	10000		7659	2341	91.6	76.5	1,644-	16.4-
	HOUSEHOLD SUPPLIES	5110								
	FOOD	5115								
	MEDICAL SUPPLIES	5120	250			250	91.6		250-	100.0-
	CHEMICALS	5130								
153	GAS AND OIL	5250	9000		2775	6225	91.6	30.8	5,972-	66.3-
	WEARING APPAREL	5355	500			500	91.6		500-	100.0-
	HORT./LANDSCAPING SPLY	5440	2800	165	1401	1234	91.6	50.0	1,271-	45.3-
	HAND TOOLS	5450								
	MINOR EQUIPMENT	5460	12500	39	6266	6195	91.6	50.1	5,664-	45.3-
	MDSE FOR RESALE	5520								
	OTHER OPERATING MATL/S	5590	11000		65	10935	91.6	.5	10,929-	99.3-
153	OPERATING SUPPLIES		46050	204	18165	27681	91.6	39.4	26,233-	56.9-
	REPAIR & MAINTENANCE SP									

55	BUILDING MATERIALS & S	5600	5000		683	4317	91.6	13.6	4,254-	85.0-
471	ELECTRICAL SUPPLIES	5605	4000		2431	1569	91.6	60.7	1,348-	33.7-
200	PLUMBING SUPPLIES	5610	5000		4050	950	91.6	81.0	581-	11.6-
	PAINT AND PAINTING SPL	5650	2000			2000	91.6		2,000-	100.0-
	MTR VEHICLE REP. PTS/S	5700	2000		1908	92	91.6	95.4	82	4.1
	OTHER REPAIR/MAINT. SP	5990	1000		624	376	91.6	62.4	319-	31.9-
727	REPAIR & MAINTENANCE		19000		9695	9305	91.6	51.0	8,423-	44.3-
880	SUPPLIES AND EXPENSES		67050	204	28516	38330	91.6	42.5	35,941-	53.6-
	PROFESSIONAL SERVICES									
	ENTERTAINMENT	6033								
387	OTHER PROFESSIONAL SER	6049	8000		3941	4059	91.6	49.2	3,700-	46.2-
387	PROFESSIONAL SERVICE		8000		3941	4059	91.6	49.2	3,700-	46.2-
	COMMUNICATIONS									
60	TELEPHONE AND TELEGRAP	6060	3000		2745	256	91.6	91.5	6-	.2-
	POSTAGE	6070								
60	COMMUNICATIONS		3000		2745	256	91.6	91.5	6-	.2-
	TRANSPORTATION									
	TRAVEL EXPENSE	6110								
	FREIGHT	6120								
	TRANSPORTATION									
	ADVERTISING									
	ADVERTISING	6150								
	ADVERTISING									
	PRINTING AND BINDING									
	PRINTING	6200								
	FILM PROCESSING	6240								
	PRINTING AND BINDING									
	INSURANCE									
	BOILER MACHINERY	6260								
	AUTOMOBILE INSURANCE	6265								
	INSURANCE									
	UTILITIES									
407	GAS	6300	8000		7315	685	91.6	91.4	20-	.2-
8621	ELECTRICITY	6305	82000		65423	16577	91.6	79.7	10,630-	12.9-
9028	UTILITIES		90000		72738	17262	91.6	80.8	10,650-	11.8-
	REPR/MAINT-OUTSIDE LABO									
93	BUILDING R&M	6350	15410		10498	4912	91.6	68.1	3,957-	25.6-
	ELECTRICAL R&M	6355								
	PLUMBING EQUIPMENT R&M	6357	2250		1913	337	91.6	85.0	163-	7.2-
	OFFICE EQUIPMENT R&M	6365								
850	HOUSEHOLD EQUIPMENT R&	6370	9000		3525	5475	91.6	39.1	5,154-	57.2-
13740	FIXED EQUIPMENT R&M	6380	12250		19685	7435-	91.6	160.6	9,224	75.2

	MINOR EQUIPMENT R&M	6382	600			600	91.6		600-	100.0-
	MOTOR VEHICLE EQ. R&M	6384	1750		131	1619	91.6	7.4	1,607-	91.8-
	CLEANING AND PAINTING	6392	12500	4,860	7270	370	91.6	58.1	4,569-	36.5-
96	DISINFECT./EXTERMINATI	6394	7000		6405	595	91.6	91.5	12-	.1-
	TOW IN CHARGES	6398	250			250	91.6		250-	100.0-
	OTHER REPAIRS AND MAIN	6399	4900	2,900	1610	390	91.6	32.8	3,143-	64.1-
14779	REPR/MAINT-OUTSIDE L		65910	7,760	51037	7113	91.6	77.4	10,233-	15.5-
	RENTALS									
	OFFICE EQUIPMENT RENT	6410								
	CYLINDER RENT	6425								
454	UNIFORM RENT	6430	3000		2408	592	91.6	80.2	373-	12.4-
	MOP-MAT-RAG RENT	6435								
867	OTHER RENT	6449	1100		867	233	91.6	78.8	154-	14.0-
1321	RENTALS		4100		3275	825	91.6	79.8	527-	12.8-
	OTHER SERVICES & CHARGE									
	BANK SERV/TRF FEE	6832	50		28	22	91.6	56.0	20-	40.0-
	DUES AND MEMBERSHIPS	6840								
	REGISTRATION FEE/TUITI	6845	1000			1000	91.6		1,000-	100.0-
	PAYMENTS-TOURING EVENT	6997								
	SPECIAL EVENTS EXPENDI	6998								
	SERVICES NOT SPECIFIED	6999	2950			2950	91.6		2,950-	100.0-
	OTHER SERVICES & CHA		4000		28	3972	91.6	.7	3,970-	99.2-
25575	OTHER SERVICES & CHAR		175010	7,760	133764	33486	91.6	76.4	29,085-	16.6-
	BUILDING/BLD IMPROVEMEN									
	BUILDING IMPROVEMENTS	7150								
	REC.CENTER (OLD YMCA)	7150 10	27250			27250	91.6		27,250-	100.0-
	CULTURAL CTR	7150 14								
7900	JDS COMM CTR	7150 19	77500	48,800	7900	20800	91.6	10.1	68,881-	88.8-
	SIGLER CENTER	7150 20								
	CE ROY/5TH ST	7150 21	5400		5400		91.6	100.0	490	9.0
7900	BUILDING IMPROVEMEN		110150	48,800	13300	48050	91.6	12.0	95,640-	86.8-
7900	BUILDING/BLD IMPROVE		110150	48,800	13300	48050	91.6	12.0	95,640-	86.8-
	IMPROVEMENT OTHER THAN									
	OTHER IMPROVEMENTS	7295								
	IMPROVEMENT OTHER TH									
	MACHINERY AND EQUIPMENT									
	HOUSEHOLD FURN/EQUIP.	7320	20000	834		19166	91.6		20,000-	100.0-
	OFFICE FURN/EQUIP.	7325								
	COMMUNICATION EQUIPMEN	7355								
	OTHER EQUIPMENT	7399								
	MACHINERY AND EQUIPM		20000	834		19166	91.6		20,000-	100.0-
	VEHICLES									
	AUTOMOBILES	7400								

	PICK UP TRUCKS	7420								
	VEHICLES									
7900	CAPITAL OUTLAY		130150	49,634	13300	67216	91.6	10.2	115,640-	88.8-
85933	EXPENDITURES		933888	57,598	667524	208766	91.6	71.4	205,680-	22.0-

078500 - '09 WTR METER PROJ-TRANSFERS

CITY OF HATTIESBURG
EXPENDITURE REPORT
ALL FUNDS
11 Months Ending 08/31/17

THIS MONTH ACTUAL		OBJ/SUB	ANNUAL BUDGET	OPEN PO & CONTRACTS	YTD ACTUAL	REMAINING BALANCE	PERCENT PLAN	PERCENT ACTUAL	....PROJECTED.... OVER/UNDER	%
	TRANSFERS TO OTHER FUND									
	T/T WATER & SEWER B&I	9000 10								
---			---	---	---	---	---	---	---	---
	TRANSFERS TO OTHER F									
---			---	---	---	---	---	---	---	---
	TRANSFERS									
---			---	---	---	---	---	---	---	---
	EXPENDITURES									

078635 - '09 WATER METER PROJ-CIP

CITY OF HATTIESBURG
EXPENDITURE REPORT
ALL FUNDS
11 Months Ending 08/31/17

THIS MONTH ACTUAL		OBJ/SUB	ANNUAL BUDGET	OPEN PO & CONTRACTS	YTD ACTUAL	REMAINING BALANCE	PERCENT PLAN ACTUAL	....PROJECTED.... OVER/UNDER	%
	OPERATING SUPPLIES								
	ASPHALT & ASPHALT PROD	5400							
	CONCRETE, CEMENT, ETC.	5405							
	BRICK,STONE,MORTAR,ETC	5410							
	DRAINAGE PIPE & CULVER	5420							
	OTHER OPERATING MATL/S	5590							
---	OPERATING SUPPLIES		---	---	---	---	--- ---	---	---
---	SUPPLIES AND EXPENSES		---	---	---	---	--- ---	---	---
	PROFESSIONAL SERVICES								
	ENGINEERING	6015							
	CONSULTANT SERV/SURVEY	6020							
	LEGAL	6025							
	OTHER PROFESSIONAL SER	6049							
---	PROFESSIONAL SERVICE		---	---	---	---	--- ---	---	---
---	OTHER SERVICES & CHAR		---	---	---	---	--- ---	---	---
	BUILDING/BLD IMPROVEMEN								
	BUILDING IMPROVEMENTS	7150							
	FUTURE PROJECT	7150 18							
---	BUILDING IMPROVEMEN		---	---	---	---	--- ---	---	---
---	BUILDING/BLD IMPROVE		---	---	---	---	--- ---	---	---
	MACHINERY AND EQUIPMENT								
	WATER UTILITY SOFTWARE	7329							
	HYDRANTS & METERS	7365							
---	MACHINERY AND EQUIPM		---	---	---	---	--- ---	---	---
---	CAPITAL OUTLAY		---	---	---	---	--- ---	---	---
---	EXPENDITURES		---	---	---	---	--- ---	---	---

082285 - CDBG-ENTITLEMENTS

CITY OF HATTIESBURG
EXPENDITURE REPORT
ALL FUNDS
11 Months Ending 08/31/17

THIS MONTH ACTUAL		OBJ/SUB	ANNUAL BUDGET	OPEN PO & CONTRACTS	YTD ACTUAL	REMAINING BALANCE	PERCENT PLAN	PERCENT ACTUAL	....PROJECTED.... OVER/UNDER	%
	SALARIES									
9284	REGULAR WAGES	4000	112225		106637	5588	91.6	95.0	4,106	3.6
	OVERTIME	4300								
9284	SALARIES		112225		106637	5588	91.6	95.0	4,106	3.6
	EMPLOYEE BENEFITS									
1341	STATE RETIREMENT	4600	17675		16675	1000	91.6	94.3	515	2.9
635	F.I.C.A. TAXES	4700	8585		7868	717	91.6	91.6	1-	
1500	HOSPITALIZATION INS.	4800	26400		22202	4198	91.6	84.0	2,179-	8.2-
	UNEMPLOYMENT BENEFITS	4900	500			500	91.6		500-	100.0-
6453	WORKMAN'S COMPENSATION	4910	6453		6453		91.6	100.0	586	9.0
9929	EMPLOYEE BENEFITS		59613		53197	6416	91.6	89.2	1,579-	2.6-
19213	PERSONAL SERVICES		171838		159833	12005	91.6	93.0	2,525	1.4
	OFFICE SUPPLIES									
350	PAPER	5003	500		350	150	91.6	70.0	118-	23.6-
	PRINTED FORMS	5005								
	OTHER EXPENDABLE OFF.S	5010	1000		980	20	91.6	98.0	69	6.9
	MINOR OFFICE EQUIP/FUR	5020	1500		1495	5	91.6	99.6	130	8.6
	PHOTO SUPPLIES	5040								
	SUBSCRIPTIONS,MAGS,MAP	5050								
	BOOKS	5070								
	COMPUTER SUPPLIES	5080								
350	OFFICE SUPPLIES		3000		2825	175	91.6	94.1	81	2.7
	OPERATING SUPPLIES									
	FOOD	5115								
47	GAS AND OIL	5250	1100	33	714	353	91.6	64.9	321-	29.1-
	LUBRICANTS	5255								
	MINOR EQUIPMENT	5460	500		394	106	91.6	78.8	70-	14.0-
	OTHER OPERATING MATL/S	5590	300	40	43	217	91.6	14.3	253-	84.3-
	OTHER OPER.MATLS-FULL	5591	100		5	95	91.6	5.0	94-	94.0-
	OTHER OPER.MATLS-EMER	5592								
47	OPERATING SUPPLIES		2000	73	1156	771	91.6	57.8	738-	36.9-
	REPAIR & MAINTENANCE SP									
	BUILDING MATERIALS & S	5600								
	PAINT AND PAINTING SPL	5650								
	MTR VEHICLE REP. PTS/S	5700	600	117	369	115	91.6	61.5	198-	33.0-
	MINOR COMPUTER EQUIP.	5800								
	REPAIR & MAINTENANCE		600	117	369	115	91.6	61.5	198-	33.0-

397	SUPPLIES AND EXPENSES		5600	190	4350	1060	91.6	77.6	854-	15.2-
	PROFESSIONAL SERVICES									
	AUDITING AND ACCOUNTIN	6010								
	DEMO/RELATED SER 2008-	6013								
	DEMOLITION-TARGET ARE	6013 01								
	ASBESTOS REMOVAL-TARG	6013 02	7000		6900	100	91.6	98.5	527	7.5
	LOT CLEARING-TARGET A	6013 03								
	DEMO/RELATED SER 20		7000		6900	100	91.6	98.5	527	7.5
	CONSULTANT SERV/SURVEY	6020								
	OTHER PROFESSIONAL SER	6049								
10795	COMM.HOUSING DEV. ORG	6049 03	83125	11,212	67420	4492	91.6	81.1	9,575-	11.5-
	DOWNTOWN LIGHTING	6049 04								
	RECORDING FEES	6049 06	400			400	91.6		400-	100.0-
	ADP LOAN PROGRAM	6049 07								
	ENVIRONMENTAL STUDY	6049 08								
	CAPITAL IMPROVEMENT P	6049 09								
	PUB.SERV.GRANT EXPENS	6049 10								
	NEIGHBORHOOD GRANT EX	6049 11								
	ENGR-DRAINAGE CDBG	6049 12								
	DEMOLITION 1999-2007	6049 13								
	FACADE IMPR.PROGRAM	6049 14	1586			1586-	91.6		1,586-	100.0-
	PLANNING	6049 15								
	HABITAT PROGRAM	6049 16								
	PRVO EXPENDITURE	6049 17								
	EATON SCHOOL	6049 18								
	HOME BUYERS' EDUCATIO	6049 19								
	EARLY WARNING ALERT P	6049 20								
	RELOCATION	6049 21								
	LEAD TESTING/ABATEMEN	6049 22	7000	6,900		100	91.6		7,000-	100.0-
	ASBESTOS TESTING/ABAT	6049 23								
765	INTERIM ASSISTANCE	6049 24	10000		3588	6412	91.6	35.8	6,085-	60.8-
	OTHER	6049 99	2000		1161	839	91.6	58.0	734-	36.7-
11560	OTHER PROFESSIONAL		100939	18,112	72169	10658	91.6	71.4	22,209-	22.0-
11560	PROFESSIONAL SERVICE		107939	18,112	79069	10758	91.6	73.2	21,681-	20.0-
	COMMUNICATIONS									
	TELEPHONE AND TELEGRAP	6060	450		66	384	91.6	14.6	378-	84.0-
	COMMUNICATIONS		450		66	384	91.6	14.6	378-	84.0-
	TRANSPORTATION									
194	TRAVEL EXPENSE	6110	5000		1269	3731	91.6	25.3	3,615-	72.3-
	MESSENGER/EXPRESS SERV	6130								
194	TRANSPORTATION		5000		1269	3731	91.6	25.3	3,615-	72.3-
	ADVERTISING									
	ADVERTISING	6150	350			350	91.6		350-	100.0-
	ADVERTISING		350			350	91.6		350-	100.0-

	PRINTING AND BINDING									
	PRINTING-GRANT RELATED	6202								
	FILM PROCESSING	6240								
	PRINTING AND BINDING									
	REPR/MAINT-OUTSIDE LABO									
	OFFICE EQUIPMENT R&M	6365	700			700	91.6		700-	100.0-
	MOTOR VEHICLE EQ. R&M	6384	300		214	86	91.6	71.3	66-	22.0-
	REPR/MAINT-OUTSIDE L		1000		214	786	91.6	21.4	766-	76.6-
	RENTALS									
187	OFFICE EQUIPMENT RENT	6410	3000		2797	203	91.6	93.2	51	1.7
	OTHER RENT	6449								
187	RENTALS		3000		2797	203	91.6	93.2	51	1.7
	OTHER SERVICES & CHARGE									
	EXHIBITIONS & PROMOTIO	6500								
	DISABILITY AWARENESS	6500 02								
	EXHIBITIONS & PROMO									
	BANK SERV/TRF FEE	6832			18	18-			19	
	DUES AND MEMBERSHIPS	6840	1000		230	770	91.6	23.0	749-	74.9-
200	REGISTRATION FEE/TUITI	6845	1200		850	350	91.6	70.8	272-	22.6-
	SERVICES NOT SPECIFIED	6999								
200	OTHER SERVICES & CHA		2200		1098	1102	91.6	49.9	1,002-	45.5-
12141	OTHER SERVICES & CHAR		119939	18,112	84513	17313	91.6	70.4	27,743-	23.1-
	IMPROVEMENT OTHER THAN									
	DRAINS	7215								
	FACILITIES IMPROVEMEN	7215 01								
	ARLEDGE STREET	7215 06								
	E TIPTON DRAINAGE PRO	7215 16								
	HALL-ALCORN	7215 18								
	EAST CENTRAL	7215 19								
	WALNUT STREET	7215 20								
	HALL AVENUE PHASE III	7215 21								
	MOBILE/BOUIE - PHASE	7215 22								
	KATIE/J HALL - PHASE	7215 23								
	EAST CENTRAL - PHASE	7215 24								
	WALNUT STREET - PHASE	7215 25								
	OLD AIRPORT RD	7215 32								
	DIXIE PINE	7215 33								
	CELESTE PLACE	7215 34								
	OTHER DRAINAGE PROJEC	7215 99								
	DRAINS									
	SEWERS	7220								
	ARRA SIDEWALKS (WOODLE	7225								
	STREETS & ROADWAYS	7230								
	TUSCAN AVENUE TO BERN	7230 35								

	OTHER STREET IMPR.	7230	99								
	STREETS & ROADWAYS										
	CDBG/HOME HOUSING	7254									
	CDBG FULL REHAB	7254	01	340903		150815	190088	91.6	44.2	176,377-	51.7-
7793	CDBG HOUSING REPR	7254	02	111900		17793	94107	91.6	15.9	92,490-	82.6-
9680	HOME FULL REHAB	7254	03	210089	12,600	93255	104234	91.6	44.3	108,356-	51.5-
3357	HOME DOWNPAYMENT ASST	7254	04	50000	6,102	35468	8430	91.6	70.9	11,307-	22.6-
	AFFORDABLE HOUSING	7254	05								
	HOME REVOLVING LOANS	7254	06								
	WORLD CHANGERS	7254	07								
	ADOPT A HOME	7254	08								
	RECONSTRUCTION	7254	09								
	RECONSTRUCTN/SALV.ARM	7254	10								
	BLUE ROOFS	7254	11								
	EATON SCHOOL	7254	12								
	MICROENTERPRISE PROGR	7254	13	37934		5331	32603	91.6	14.0	32,118-	84.6-
20830	CDBG/HOME HOUSING			750826	18,702	302662	429462	91.6	40.3	420,649-	56.0-
	CDBG-ENTITLEMT ASSISTA	7285									
	HOME ENTITLEMT ASSISTA	7286									
	TENANT BASED RENTAL A	7286	01	3302		1460	1842	91.6	44.2	1,709-	51.7-
	HOME ENTITLEMT ASSI			3302		1460	1842	91.6	44.2	1,709-	51.7-
	MDA AM DREAM D/P (ADDI	7287									
	OTHER IMPROVEMENTS	7295		120066		120066		91.6	100.0	10,915	9.0
20830	IMPROVEMENT OTHER TH			874194	18,702	424188	431304	91.6	48.5	411,444-	47.0-
	MACHINERY AND EQUIPMENT										
	OFFICE FURN/EQUIP.	7325									
	DATA PROCESSING EQUIP.	7327									
	MACHINERY AND EQUIPM										
	VEHICLES										
	AUTOMOBILES	7400									
	PICK UP TRUCKS	7420									
	VEHICLES										
20830	CAPITAL OUTLAY			874194	18,702	424188	431304	91.6	48.5	411,444-	47.0-
52582	EXPENDITURES			1171571	37,004	672884	461682	91.6	57.4	437,515-	37.3-

082500 - CDBG-TRANSFERS

CITY OF HATTIESBURG
EXPENDITURE REPORT
ALL FUNDS
11 Months Ending 08/31/17

THIS MONTH ACTUAL		OBJ/SUB	ANNUAL BUDGET	OPEN PO & CONTRACTS	YTD ACTUAL	REMAINING BALANCE	PERCENT PLAN	ACTUAL	....PROJECTED.... OVER/UNDER	%
	TRANSFERS TO OTHER FUND									
	T/T GENERAL FUND	9000 O1								
	T/T W & S CONSTRUCTION	9000 75								
---			---	---	---	---	---	---	---	---
	TRANSFERS TO OTHER F									
---			---	---	---	---	---	---	---	---
	TRANSFERS									
---			---	---	---	---	---	---	---	---
	EXPENDITURES									

087500 - INDUSTRIAL PK-TRANSFERS

CITY OF HATTIESBURG
EXPENDITURE REPORT
ALL FUNDS
11 Months Ending 08/31/17

THIS MONTH ACTUAL		OBJ/SUB	ANNUAL BUDGET	OPEN PO & CONTRACTS	YTD ACTUAL	REMAINING BALANCE	PERCENT PLAN ACTUAL	....PROJECTED.... OVER/UNDER	%
	TRANSFERS TO OTHER FUND								
	T/T GENERAL FUND	9000 01							
	T/T CITY B & I	9000 13							
	T/T CITY B&I (KOHLER)	9000 13K			274211	274211-		299,139	
	T/T CITY B&I (SUNBEAM)	9000 13S							
	T/T MUN.ROAD & BRIDGE	9000 72							
	T/T W & S CONSTRUCTION	9000 75							
	TRANSFERS TO OTHER F				274211	274211-		299,139	
	TRANSFERS				274211	274211-		299,139	
	EXPENDITURES				274211	274211-		299,139	

087601 - INDUSTRIAL PK-G.O.ACQUISITIONS

CITY OF HATTIESBURG
EXPENDITURE REPORT
ALL FUNDS
11 Months Ending 08/31/17

THIS MONTH ACTUAL		OBJ/SUB	ANNUAL BUDGET	OPEN PO & CONTRACTS	YTD ACTUAL	REMAINING BALANCE	PERCENT PLAN ACTUAL	....PROJECTED.... OVER/UNDER	%
	OFFICE SUPPLIES								
	MISCELLANEOUS	5001			353	353-		385	
	OTHER EXPENDABLE OFF.S	5010							
	OFFICE SUPPLIES				353	353-		385	
	OPERATING SUPPLIES								
	ASPHALT & ASPHALT PROD	5400							
	MINOR EQUIPMENT	5460							
	OTHER OPERATING MATL/S	5590							
	OPERATING SUPPLIES								
	SUPPLIES AND EXPENSES				353	353-		385	
	PROFESSIONAL SERVICES								
	ADMINISTRATIVE FEE	6005			2625	2625-		2,863	
	AUDITING AND ACCOUNTIN	6010			7980	7980-		8,706	
	ARCHITECTURAL	6012							
11650	ENGINEERING/ENVIRONMEN	6015			11650	11650-		12,709	
	SITE PREPARATION	6016							
	APPRAISAL	6017							
	CONSULTANT SERV/SURVEY	6020							
97500	AREA DEV.PARTNERSHIP	6020 01			390000	390000-		425,454	
	OTHER	6020 03							
	IND.PK.MASTER PLAN	6020 04							
97500	CONSULTANT SERV/SUR				390000	390000-		425,454	
3544	LEGAL	6025			12025	12025-		13,118	
	OTHER PROFESSIONAL SER	6049							
112694	PROFESSIONAL SERVICE				424280	424280-		462,850	
	COMMUNICATIONS								
	TELEPHONE AND TELEGRAP	6060							
	POSTAGE	6070							
	COMMUNICATIONS								
	TRANSPORTATION								
	TRAVEL EXPENSE	6110							
	MESSENGER/EXPRESS SERV	6130							
	TRANSPORTATION								
	ADVERTISING								
	ADVERTISING	6150							

	ADVERTISING									
	PRINTING AND BINDING									
	PRINTING	6200								
	PRINTING AND BINDING									
	INSURANCE									
	FIRE & EXTENDED COVERA	6250								
	PUBLIC LIAB/PROPERTY D	6255			12375	12375-			13,500	
	OTHER INSURANCE	6299								
	INSURANCE				12375	12375-			13,500	
	UTILITIES									
	GAS	6300								
	ELECTRICITY	6305								
	WATER	6315								
	UTILITIES									
	REPR/MAINT-OUTSIDE LABO									
	BUILDING R&M	6350								
	SIGN PAINTING	6396			5879	5879-			6,414	
5879	OTHER REPAIRS AND MAIN	6399			5879	5879-			6,414	
360	LANDSCAPE MAINTENANCE	6399	01		720	720-			786	
	RAIL SPURS MAINTENANCE	6399	02		6955	6955-			7,587	
6239	REPR/MAINT-OUTSIDE L				19432	19432-			21,198	
	RENTALS									
	LAND RENT	6400								
	RENTALS									
	OTHER SERVICES & CHARGE									
	CONTRIBUTIONS	6820								
	FORREST CTY. REPAYMEN	6820	90							
	CONTRIBUTIONS									
	PROPERTY TAXES	6995								
	SERVICES NOT SPECIFIED	6999								
	OTHER SERVICES & CHA									
118932	OTHER SERVICES & CHAR				456087	456087-			497,550	
	LAND									
	LAND	7000			100655	100655-			109,806	
	LEASEHOLDS	7020								
	LAND				100655	100655-			109,806	
	BUILDING/BLD IMPROVEMEN									
	BUILDINGS	7100								
	TECHNOLOGY BLDG.	7100	11							
	BUILDINGS									

	BUILDING/BLD IMPROVE									
	IMPROVEMENT OTHER THAN									
	STREETS & ROADWAYS	7230								
	OTHER IMPROVEMENTS	7295								
	RAIL SPUR IMPROVEMENT	7295	09							
	OWENS-ILLINOIS PROJEC	7295	35							
	USA YEAST RAIL SPUR	7295	36							
	KOHLER EXPANSION	7295	37							
---				---	---	---	---	--- ---	---	---
	OTHER IMPROVEMENTS									
---				---	---	---	---	--- ---	---	---
	IMPROVEMENT OTHER TH									
---				---	---	---	---	--- ---	---	---
	CAPITAL OUTLAY					100655	100655-		109,806	
	BONDS REDEEMED									
	IND/ECON DEV ISSUES	8020								
---				---	---	---	---	--- ---	---	---
	BONDS REDEEMED									
	NOTE PRINCIPAL									
	IND. PARK NOTE	8210								
---				---	---	---	---	--- ---	---	---
	NOTE PRINCIPAL									
	INTEREST ON NOTES									
	OTHER NOTES	8335								
---				---	---	---	---	--- ---	---	---
	INTEREST ON NOTES									
---				---	---	---	---	--- ---	---	---
	DEBT SERVICE									
---				---	---	---	---	--- ---	---	---
118932	EXPENDITURES					557094	557094-		607,738	

087630 - INDUSTRIAL PK-KOHLER PROJECT

CITY OF HATTIESBURG
EXPENDITURE REPORT
ALL FUNDS
11 Months Ending 08/31/17

THIS MONTH ACTUAL		OBJ/SUB	ANNUAL BUDGET	OPEN PO & CONTRACTS	YTD ACTUAL	REMAINING BALANCE	PERCENT PLAN ACTUAL	....PROJECTED.... OVER/UNDER	%
	PROFESSIONAL SERVICES								
	ENGINEERING	6015							
	LEGAL	6025							
	OTHER PROFESSIONAL SER	6049							
	PROFESSIONAL SERVICE								
	OTHER SERVICES & CHAR								
	LAND								
	LAND	7000							
	SITE PREPARATION	7040							
	SITE IMPROVEMENT	7045							
	LAND								
	BUILDING/BLD IMPROVEMEN								
	BUILDINGS	7100							
	KOHLER BLDG. EXPANSIO	7100 21							
	BUILDINGS								
	BUILDING/BLD IMPROVE								
	IMPROVEMENT OTHER THAN								
	STREETS & ROADWAYS	7230							
	OTHER IMPROVEMENTS	7295							
	IMPROVEMENT OTHER TH								
	CAPITAL OUTLAY								
	EXPENDITURES								

088500 - PUBLIC SAFETY/REC CONSTRUCTION

CITY OF HATTIESBURG
EXPENDITURE REPORT
ALL FUNDS
11 Months Ending 08/31/17

THIS MONTH ACTUAL		OBJ/SUB	ANNUAL BUDGET	OPEN PO & CONTRACTS	YTD ACTUAL	REMAINING BALANCE	PERCENT PLAN	ACTUAL	....PROJECTED.... OVER/UNDER	%
	TRANSFERS TO OTHER FUND									
	T/T SPECIAL STREET	9000 08								
	T/T 2002 TIF B&I-S/P	9000 20								
---			---	---	---	---	---	---	---	---
	TRANSFERS TO OTHER F									
---			---	---	---	---	---	---	---	---
	TRANSFERS									
---			---	---	---	---	---	---	---	---
	EXPENDITURES									

088602 - PUBLIC SAFETY/REC CONSTRUCTION

CITY OF HATTIESBURG
EXPENDITURE REPORT
ALL FUNDS
11 Months Ending 08/31/17

THIS MONTH ACTUAL		OBJ/SUB	ANNUAL BUDGET	OPEN PO & CONTRACTS	YTD ACTUAL	REMAINING BALANCE	PERCENT PLAN	PERCENT ACTUAL	....PROJECTED.... OVER/UNDER	%
	PROFESSIONAL SERVICES									
	DEMOLITION	6013								
	LEGAL	6025								
	OTHER PROFESSIONAL SER	6049	2800000			2800000	91.6		2,800,000-	100.0-
	PROFESSIONAL SERVICE		2800000			2800000	91.6		2,800,000-	100.0-
	PRINTING AND BINDING									
	PRINTING	6200								
	PRINTING AND BINDING									
	OTHER SERVICES & CHARGE									
	SERVICES NOT SPECIFIED	6999								
	OTHER SERVICES & CHA									
	OTHER SERVICES & CHAR		2800000			2800000	91.6		2,800,000-	100.0-
	EXPENDITURES		2800000			2800000	91.6		2,800,000-	100.0-

088603 - PUBLIC SAFETY/REC CONSTRUCTION

CITY OF HATTIESBURG
EXPENDITURE REPORT
ALL FUNDS
11 Months Ending 08/31/17

THIS MONTH ACTUAL		OBJ/SUB	ANNUAL BUDGET	OPEN PO & CONTRACTS	YTD ACTUAL	REMAINING BALANCE	PERCENT PLAN	PERCENT ACTUAL	....PROJECTED.... OVER/UNDER	%
	BUILDING/BLD IMPROVEMEN									
	BUILDINGS	7100								
	PUBLIC SAFETY BLDG RE	7100 12	3750000			3750000	91.6		3,750,000-	100.0-
	RECREATION ADMIN BLDG	7100 14	1300000			1300000	91.6		1,300,000-	100.0-
	MUNICIPAL COURT BLDG	7100 15								
	FIRE ADMINISTRATION	7100 21								
	POLICE DEPARTMENT	7100 22	17150000			17150000	91.6		17,150,000-	100.0-
	BUILDINGS		22200000			22200000	91.6		22,200,000-	100.0-
	BUILDING/BLD IMPROVE		22200000			22200000	91.6		22,200,000-	100.0-
	IMPROVEMENT OTHER THAN									
	OTHER IMPROVEMENTS	7295								
	SOUTHERN POINTE/TIF P	7295 31								
	OTHER IMPROVEMENTS									
	IMPROVEMENT OTHER TH									
	CAPITAL OUTLAY		22200000			22200000	91.6		22,200,000-	100.0-
	EXPENDITURES		22200000			22200000	91.6		22,200,000-	100.0-

089500 - MDA ENERGY EFFICIENCY CAP PROJ

CITY OF HATTIESBURG
EXPENDITURE REPORT
ALL FUNDS
11 Months Ending 08/31/17

THIS MONTH ACTUAL		OBJ/SUB	ANNUAL BUDGET	OPEN PO & CONTRACTS	YTD ACTUAL	REMAINING BALANCE	PERCENT PLAN ACTUAL	....PROJECTED.... OVER/UNDER	%
	TRANSFERS TO OTHER FUND								
	T/T SPECIAL STREET	9000 08							
	T/T 2002 TIF B&I-H/D	9000 21							
---	TRANSFERS TO OTHER F		---	---	---	---	--- ---	---	---
---	TRANSFERS		---	---	---	---	--- ---	---	---
---	EXPENDITURES		---	---	---	---	--- ---	---	---

089602 - MDA ENERGY EFFIICNECY CAP PROJ

CITY OF HATTIESBURG
EXPENDITURE REPORT
ALL FUNDS
11 Months Ending 08/31/17

THIS MONTH ACTUAL		OBJ/SUB	ANNUAL BUDGET	OPEN PO & CONTRACTS	YTD ACTUAL	REMAINING BALANCE	PERCENT PLAN	ACTUAL	....PROJECTED.... OVER/UNDER	%
	PROFESSIONAL SERVICES									
	LEGAL	6025								
	OTHER PROFESSIONAL SER	6049								
---			---	---	---	---	---	---	---	---
	PROFESSIONAL SERVICE									
	PRINTING AND BINDING									
	PRINTING	6200								
---			---	---	---	---	---	---	---	---
	PRINTING AND BINDING									
	OTHER SERVICES & CHARGE									
	SERVICES NOT SPECIFIED	6999								
---			---	---	---	---	---	---	---	---
	OTHER SERVICES & CHA									
---			---	---	---	---	---	---	---	---
	OTHER SERVICES & CHAR									
---			---	---	---	---	---	---	---	---
	EXPENDITURES									

089603 - MDA ENERGY EFFICIENCY CAP PROJ

CITY OF HATTIESBURG
EXPENDITURE REPORT
ALL FUNDS
11 Months Ending 08/31/17

THIS MONTH ACTUAL		OBJ/SUB	ANNUAL BUDGET	OPEN PO & CONTRACTS	YTD ACTUAL	REMAINING BALANCE	PERCENT PLAN	PERCENT ACTUAL	....PROJECTED.... OVER/UNDER	%
	IMPROVEMENT OTHER THAN									
	OTHER IMPROVEMENTS	7295								
	HOME DEPOT/TIF PROJEC	7295 32								
	LIGHTING UPGRADE-GEN	7295 56	452208	107,469	344710	29	91.6	76.2	76,160-	16.8-
	LIGHTING UPGRADE-ENTE	7295 57	138982	26,460	112522		91.6	80.9	16,230-	11.6-
	ENERGY MGTMT CTRL SYS	7295 58	122770	31,560	91172	38	91.6	74.2	23,309-	18.9-
	ENERGY MGTMT CTRL SYS	7295 59	1000	1,000	1000	1000-	91.6	100.0	90	9.0
	BOILER REPLACEMENT-EN	7295 60	58529	2,000	56529		91.6	96.5	3,139	5.3
	SMALL UNITARY EQUIP R	7295 61		38,000	38000	76000-			41,454	
	CITY HALL HVAC UPGRAD	7295 62	198764	1,000	197764		91.6	99.4	16,978	8.5
	JACKIE DOLE HVAC UPGR	7295 63		31,556	31556	63112-			34,424	
42524	WATER TRTMT PLT CTRL	7295 64	363235	40,000	323235		91.6	88.9	10,615-	2.9-
	LIFT STATION CTRL UPG	7295 65	353052	50,000	303052		91.6	85.8	22,449-	6.3-
28349	WATER CONSERVATION OP	7295 66	500661	152,143	348518		91.6	69.6	120,459-	24.0-
	SOLAR PHOTO-VOLTAIC S	7295 67	224543	10,000	13221	201322	91.6	5.8	210,120-	93.5-
	OTHER REPAIRS/LEAKS	7295 68	21994			21994	91.6		21,994-	100.0-
70873	OTHER IMPROVEMENTS		2435738	491,188	1861279	83271	91.6	76.4	405,251-	16.6-
70873	IMPROVEMENT OTHER TH		2435738	491,188	1861279	83271	91.6	76.4	405,251-	16.6-
70873	CAPITAL OUTLAY		2435738	491,188	1861279	83271	91.6	76.4	405,251-	16.6-
70873	EXPENDITURES		2435738	491,188	1861279	83271	91.6	76.4	405,251-	16.6-

090500 - 2008 D/T LIGHTING-TRANSFERS

CITY OF HATTIESBURG
EXPENDITURE REPORT
ALL FUNDS
11 Months Ending 08/31/17

THIS MONTH ACTUAL		OBJ/SUB	ANNUAL BUDGET	OPEN PO & CONTRACTS	YTD ACTUAL	REMAINING BALANCE	PERCENT PLAN	ACTUAL	....PROJECTED.... OVER/UNDER	%
	TRANSFERS TO OTHER FUND									
	T/T SPECIAL STREET	9000 08								
	T/T B&I CITY	9000 13								
	T/T 2003 TIF B&I-CHAUV	9000 22								
	T/T 2008 TIF B&I-LINCO	9000 24								
---	TRANSFERS TO OTHER F		---	---	---	---	---	---	---	---
---	TRANSFERS		---	---	---	---	---	---	---	---
---	EXPENDITURES		---	---	---	---	---	---	---	---

090602 - 2008 D/T LIGHTING-ISSUE EXP

CITY OF HATTIESBURG
EXPENDITURE REPORT
ALL FUNDS
11 Months Ending 08/31/17

THIS MONTH ACTUAL		OBJ/SUB	ANNUAL BUDGET	OPEN PO & CONTRACTS	YTD ACTUAL	REMAINING BALANCE	PERCENT PLAN ACTUAL	....PROJECTED.... OVER/UNDER	%
	PROFESSIONAL SERVICES								
	LEGAL	6025							
	OTHER PROFESSIONAL SER	6049							
---			---	---	---	---	--- ---	---	---
	PROFESSIONAL SERVICE								
	OTHER SERVICES & CHARGE								
	SERVICES NOT SPECIFIED	6999							
---			---	---	---	---	--- ---	---	---
	OTHER SERVICES & CHA								
---			---	---	---	---	--- ---	---	---
	OTHER SERVICES & CHAR								
---			---	---	---	---	--- ---	---	---
	EXPENDITURES								

090603 - 2008 D/T LIGHTING-PROJECT

CITY OF HATTIESBURG
EXPENDITURE REPORT
ALL FUNDS
11 Months Ending 08/31/17

THIS MONTH ACTUAL		OBJ/SUB	ANNUAL BUDGET	OPEN PO & CONTRACTS	YTD ACTUAL	REMAINING BALANCE	PERCENT PLAN	ACTUAL	....PROJECTED.... OVER/UNDER	%
	IMPROVEMENT OTHER THAN									
	OTHER IMPROVEMENTS	7295								
	CHAUVET SQUARE/TIF PR	7295 33								
	LINCOLN CENTER/TIF PR	7295 38								
	D/T LIGHTING/GO NOTE	7295 51								
---	OTHER IMPROVEMENTS		---	---	---	---	---	---	---	---
---	IMPROVEMENT OTHER TH		---	---	---	---	---	---	---	---
---	CAPITAL OUTLAY		---	---	---	---	---	---	---	---
---	EXPENDITURES		---	---	---	---	---	---	---	---

091500 - TIF CONST-TRANSFERS

CITY OF HATTIESBURG
EXPENDITURE REPORT
ALL FUNDS
11 Months Ending 08/31/17

THIS MONTH ACTUAL		OBJ/SUB	ANNUAL BUDGET	OPEN PO & CONTRACTS	YTD ACTUAL	REMAINING BALANCE	PERCENT PLAN	PERCENT ACTUAL	....PROJECTED.... OVER/UNDER	%
	TRANSFERS TO OTHER FUND									
	T/T GENERAL FUND	9000 01								
	T/T SO. POINTE TIF B &	9000 20								
	T/T 2007 TIF B&I-T/C	9000 23								
	T/T KOHLS TIF B&I	9000 25								
	T/T WHISPERING PINES T	9000 26	140071		140071		91.6	100.0	12,733	9.0
	T/T RIDGE AT TURTLE CR	9000 50	61020		61020		91.6	100.0	5,547	9.0
	T/T MIDTOWN MARKET	9000 51	10500		10500		91.6	100.0	954	9.0
	TRANSFERS TO OTHER F		211591		211591		91.6	100.0	19,235	9.0
	TRANSFERS		211591		211591		91.6	100.0	19,235	9.0
	EXPENDITURES		211591		211591		91.6	100.0	19,235	9.0

091602 - TIF CONST-ISSUE EXP

CITY OF HATTIESBURG
EXPENDITURE REPORT
ALL FUNDS
11 Months Ending 08/31/17

THIS MONTH ACTUAL		OBJ/SUB	ANNUAL BUDGET	OPEN PO & CONTRACTS	YTD ACTUAL	REMAINING BALANCE	PERCENT PLAN ACTUAL	....PROJECTED.... OVER/UNDER	%
	PROFESSIONAL SERVICES								
	LEGAL	6025							
	OTHER PROFESSIONAL SER	6049							
	PROF SERVICES-RIDGE AT	6049 01							
	PROF SERVICES-MIDTOWN	6049 02							
	PROF SERVICES-WHISPERI	6049 03							
	PROF SERVICES-HBURG CL	6049 04							
---			---	---	---	---	--- ---	---	---
	PROFESSIONAL SERVICE								
	PRINTING AND BINDING								
	PRINTING	6200							
---			---	---	---	---	--- ---	---	---
	PRINTING AND BINDING								
	OTHER SERVICES & CHARGE								
	SERVICES NOT SPECIFIED	6999							
---			---	---	---	---	--- ---	---	---
	OTHER SERVICES & CHA								
---			---	---	---	---	--- ---	---	---
	OTHER SERVICES & CHAR								
---			---	---	---	---	--- ---	---	---
	EXPENDITURES								

091603 - TIF CONST-STREETS

CITY OF HATTIESBURG
EXPENDITURE REPORT
ALL FUNDS
11 Months Ending 08/31/17

THIS MONTH ACTUAL		OBJ/SUB	ANNUAL BUDGET	OPEN PO & CONTRACTS	YTD ACTUAL	REMAINING BALANCE	PERCENT PLAN ACTUAL	....PROJECTED.... OVER/UNDER	%
	IMPROVEMENT OTHER THAN								
	OTHER IMPROVEMENTS	7295							
	'14 SO. POINTE TIF PR	7295 31							
	'16 HBURG CLINIC TIF	7295 32							
	'11 KHOLS/TIF PROJ	7295 33							
	'07 TURTLE CREEK/TIF	7295 34							
	'15 RIDGE/TURTLE CREE	7295 35							
	'15 MIDTOWN MARKET TI	7295 36							
	'16 WHISPERING PINES	7295 37							
	'11 TURTLE CREEK/TIF	7295 39							
---	OTHER IMPROVEMENTS		---	---	---	---	--- ---	---	---
---	IMPROVEMENT OTHER TH		---	---	---	---	--- ---	---	---
---	CAPITAL OUTLAY		---	---	---	---	--- ---	---	---
---	EXPENDITURES		---	---	---	---	--- ---	---	---

093500 - '16 W&S SYSTEMS PROJ-TRANSFERS

CITY OF HATTIESBURG
EXPENDITURE REPORT
ALL FUNDS
11 Months Ending 08/31/17

THIS MONTH ACTUAL		OBJ/SUB	ANNUAL BUDGET	OPEN PO & CONTRACTS	YTD ACTUAL	REMAINING BALANCE	PERCENT PLAN	ACTUAL	....PROJECTED.... OVER/UNDER	%
	TRANSFERS TO OTHER FUND									
	T/T WATER & SEWER B&I	9000 10								
	T/T 2013 W&S BOND CONS	9000 105								
---			---	---	---	---	---	---	---	---
	TRANSFERS TO OTHER F									
---			---	---	---	---	---	---	---	---
	TRANSFERS									
---			---	---	---	---	---	---	---	---
	EXPENDITURES									

093602 - 2016 W&S SYSTEMS PROJ-ISSUE EX

CITY OF HATTIESBURG
EXPENDITURE REPORT
ALL FUNDS
11 Months Ending 08/31/17

THIS MONTH ACTUAL		OBJ/SUB	ANNUAL BUDGET	OPEN PO & CONTRACTS	YTD ACTUAL	REMAINING BALANCE	PERCENT PLAN	PERCENT ACTUAL	....PROJECTED.... OVER/UNDER	%
	PROFESSIONAL SERVICES									
	LEGAL	6025	194500		194500		91.6	100.0	17,681	9.0
	OTHER PROFESSIONAL SER	6049	111000		111000		91.6	100.0	10,090	9.0
	PROFESSIONAL SERVICE		305500		305500		91.6	100.0	27,772	9.0
	OTHER SERVICES & CHARGE									
	SERVICES NOT SPECIFIED	6999	8500		8500		91.6	100.0	772	9.0
	OTHER SERVICES & CHA		8500		8500		91.6	100.0	772	9.0
	OTHER SERVICES & CHAR		314000		314000		91.6	100.0	28,546	9.0
	EXPENDITURES		314000		314000		91.6	100.0	28,546	9.0

093695 - 2016 W&S SYSTEMS PROJ-CONSTRUC

CITY OF HATTIESBURG
EXPENDITURE REPORT
ALL FUNDS
11 Months Ending 08/31/17

THIS MONTH ACTUAL		OBJ/SUB	ANNUAL BUDGET	OPEN PO & CONTRACTS	YTD ACTUAL	REMAINING BALANCE	PERCENT PLAN	PERCENT ACTUAL	....PROJECTED.... OVER/UNDER	%
	OPERATING SUPPLIES									
	ASPHALT & ASPHALT PROD	5400								
	OPERATING SUPPLIES									
	SUPPLIES AND EXPENSES									
	PROFESSIONAL SERVICES									
10063	ENGINEERING	6015	1000000		13528	986473	91.6	1.3	985,242-	98.5-
	LEGAL	6025								
	OTHER PROFESSIONAL SER	6049								
10063	PROFESSIONAL SERVICE		1000000		13528	986473	91.6	1.3	985,242-	98.5-
	REPR/MAINT-OUTSIDE LABO									
	STREETS & STRUCTURES R	6360								
	REPR/MAINT-OUTSIDE L									
	OTHER SERVICES & CHARGE									
	SERVICES NOT SPECIFIED	6999								
	OTHER SERVICES & CHA									
10063	OTHER SERVICES & CHAR		1000000		13528	986473	91.6	1.3	985,242-	98.5-
	IMPROVEMENT OTHER THAN									
	SEWERS	7220								
	SEWER PHASE III	7220 01								
	S.LAGOON SLUDGE REMOV	7220 27								
	SEWER PHASE I	7220 49								
	SEWER PHASE II	7220 50								
	SEWER PHASE IV	7220 51	8315			8315	91.6		8,315-	100.0-
3675	SEWER PHASE V	7220 54	97765		53820	43945	91.6	55.0	39,052-	39.9-
2606	LAKE FORGETFUL RD	7220 62	129517		63841	65676	91.6	49.2	59,872-	46.2-
	30TH & CHEVY CHASE	7220 63	567630		82575	485055	91.6	14.5	477,548-	84.1-
	LAMAR BOULEVARD	7220 64	161928			161928	91.6		161,928-	100.0-
30518	SEWER PHASE VIII	7220 70	215123		123788	91336	91.6	57.5	80,081-	37.2-
	SEWER PHASE IX	7220 71								
	SEWER PHASE X	7220 72	17190		2188	15003	91.6	12.7	14,803-	86.1-
	SEWER PHASE XI	7220 73								
	CCTV SEWER INSPECTION	7220 96								
	LAGOON DREDGING LOAN	7220 97								
36799	SEWERS		1197468		326211	871257	91.6	27.2	841,602-	70.2-
	WATER SYSTEMS	7245								

	JAMES ST WTR WELL #3	7245 02									
	HWY 98 BOOSTER STATIO	7245 03									
	HWY 98 ELEVATED WTR T	7245 04									
	WATER PHASE II	7245 05									
	WATER PHASE III	7245 06									
	VETERANS BLVD WTR CON	7245 08									
	WESLEY WELL #2	7245 09									
	COUNTRY CLUB WTR II	7245 18									
	TATUM-BONHOMIE WTR LI	7245 23									
	HWY 98 FIRE LINES	7245 28									
	WATER PHASE I	7245 50									
	WATER SYSTEMS										
	OTHER IMPROVEMENTS	7295									
	WASTEWATER TREATMENT	7295 98									
	MISC.OTHER IMPROVEMEN	7295 99	22504422			22504422	91.6		22,504,422-	100.0-
	OTHER IMPROVEMENTS		22504422			22504422	91.6		22,504,422-	100.0-
36799	IMPROVEMENT OTHER TH		23701890		326211	23375679	91.6	1.3	23,346,024-	98.4-
36799	CAPITAL OUTLAY		23701890		326211	23375679	91.6	1.3	23,346,024-	98.4-
46861	EXPENDITURES		24701890		339739	24362151	91.6	1.3	24,331,265-	98.4-

094500 - '12 W&S BOND CONST-TRANSFERS

CITY OF HATTIESBURG
EXPENDITURE REPORT
ALL FUNDS
11 Months Ending 08/31/17

THIS MONTH ACTUAL		OBJ/SUB	ANNUAL BUDGET	OPEN PO & CONTRACTS	YTD ACTUAL	REMAINING BALANCE	PERCENT PLAN	ACTUAL	....PROJECTED.... OVER/UNDER	%
	TRANSFERS TO OTHER FUND									
	T/T WATER & SEWER B&I	9000 10								
	T/T 2013 W&S BOND CONS	9000 105								
---	TRANSFERS TO OTHER F		---	---	---	---	---	---	---	---
---	TRANSFERS		---	---	---	---	---	---	---	---
---	EXPENDITURES		---	---	---	---	---	---	---	---

094602 - 2012 W&S CONST-ISSUE EXP

CITY OF HATTIESBURG
EXPENDITURE REPORT
ALL FUNDS
11 Months Ending 08/31/17

THIS MONTH ACTUAL		OBJ/SUB	ANNUAL BUDGET	OPEN PO & CONTRACTS	YTD ACTUAL	REMAINING BALANCE	PERCENT PLAN	ACTUAL	....PROJECTED.... OVER/UNDER	%
	PROFESSIONAL SERVICES									
	LEGAL	6025								
	OTHER PROFESSIONAL SER	6049								
---			---	---	---	---	---	---	---	---
	PROFESSIONAL SERVICE									
	OTHER SERVICES & CHARGE									
	SERVICES NOT SPECIFIED	6999								
---			---	---	---	---	---	---	---	---
	OTHER SERVICES & CHA									
---			---	---	---	---	---	---	---	---
	OTHER SERVICES & CHAR									
---			---	---	---	---	---	---	---	---
	EXPENDITURES									

094695 - 2012 W&S CONSTR.-CAPITAL PROJ

CITY OF HATTIESBURG
EXPENDITURE REPORT
ALL FUNDS
11 Months Ending 08/31/17

THIS MONTH ACTUAL		OBJ/SUB	ANNUAL BUDGET	OPEN PO & CONTRACTS	YTD ACTUAL	REMAINING BALANCE	PERCENT PLAN ACTUAL	....PROJECTED.... OVER/UNDER	%
	OPERATING SUPPLIES								
	ASPHALT & ASPHALT PROD	5400							
---			---	---	---	---	--- ---	---	---
	OPERATING SUPPLIES								
---			---	---	---	---	--- ---	---	---
	SUPPLIES AND EXPENSES								
	PROFESSIONAL SERVICES								
	ENGINEERING	6015							
	LEGAL	6025							
	OTHER PROFESSIONAL SER	6049							
---			---	---	---	---	--- ---	---	---
	PROFESSIONAL SERVICE								
	REPR/MAINT-OUTSIDE LABO								
	STREETS & STRUCTURES R	6360							
---			---	---	---	---	--- ---	---	---
	REPR/MAINT-OUTSIDE L								
	OTHER SERVICES & CHARGE								
	SERVICES NOT SPECIFIED	6999							
---			---	---	---	---	--- ---	---	---
	OTHER SERVICES & CHA								
---			---	---	---	---	--- ---	---	---
	OTHER SERVICES & CHAR								
	IMPROVEMENT OTHER THAN								
	SEWERS	7220							
	SEWER PHASE III	7220 01							
	S.LAGOON SLUDGE REMOV	7220 27							
	SEWER PHASE I	7220 49							
	SEWER PHASE II	7220 50							
	SEWER PHASE IV	7220 51							
	CCTV SEWER INSPECTION	7220 96							
	LAGOON DREDGING LOAN	7220 97							
---			---	---	---	---	--- ---	---	---
	SEWERS								
	WATER SYSTEMS	7245							
	JAMES ST WTR WELL #3	7245 02							
	HWY 98 BOOSTER STATIO	7245 03							
	HWY 98 ELEVATED WTR T	7245 04							
	WATER PHASE II	7245 05							
	WATER PHASE III	7245 06							
	VETERANS BLVD WTR CON	7245 08							
	WESLEY WELL #2	7245 09							
	COUNTRY CLUB WTR II	7245 18							

	TATUM-BONHOMIE WTR LI	7245 23								
	HWY 98 FIRE LINES	7245 28								
	WATER PHASE I	7245 50								
---			---	---	---	---	---	---	---	---
	WATER SYSTEMS									
	OTHER IMPROVEMENTS	7295								
	MISC.OTHER IMPROVEMEN	7295 99								
---			---	---	---	---	---	---	---	---
	OTHER IMPROVEMENTS									
---			---	---	---	---	---	---	---	---
	IMPROVEMENT OTHER TH									
---			---	---	---	---	---	---	---	---
	CAPITAL OUTLAY									
---			---	---	---	---	---	---	---	---
	EXPENDITURES									

095641 - 2001 BOND CONSTR-ZOO IMPR

CITY OF HATTIESBURG
EXPENDITURE REPORT
ALL FUNDS
11 Months Ending 08/31/17

THIS MONTH ACTUAL		OBJ/SUB	ANNUAL BUDGET	OPEN PO & CONTRACTS	YTD ACTUAL	REMAINING BALANCE	PERCENT PLAN	PERCENT ACTUAL	....PROJECTED.... OVER/UNDER	%
	BUILDING/BLD IMPROVEMEN									
	BUILDINGS	7100								
	REHAB. EXISTING BLDGS	7100 12								
	BUILDINGS									
	BUILDING/BLD IMPROVE									
	IMPROVEMENT OTHER THAN									
	OTHER IMPROVEMENTS	7295								
	ASIAN EXHIBIT	7295 11								
	MS HABITAT EXHIBIT	7295 12								
	LION EXHIBIT	7295 14								
	SOUTH AMERICAN EXHIBI	7295 25								
	OTHER IMPROVEMENTS									
	IMPROVEMENT OTHER TH									
	CAPITAL OUTLAY									
	EXPENDITURES									

096201 - MDB CAPITAL PROJ-STREETS

CITY OF HATTIESBURG
EXPENDITURE REPORT
ALL FUNDS
11 Months Ending 08/31/17

THIS MONTH ACTUAL		OBJ/SUB	ANNUAL BUDGET	OPEN PO & CONTRACTS	YTD ACTUAL	REMAINING BALANCE	PERCENT PLAN	ACTUAL	....PROJECTED.... OVER/UNDER	%
	IMPROVEMENT OTHER THAN STREETS & ROADWAYS	7230								
	4TH ST WIDENING-MDOT	7230 09								
	CHAIN PARK PROJ-MDOT	7230 76								
	CHAIN PARK-MDOT ARRA	7230 77								
	CHAIN PARK-HUD	7230 78								
---	STREETS & ROADWAYS		---	---	---	---	---	---	---	---
---	IMPROVEMENT OTHER TH		---	---	---	---	---	---	---	---
---	CAPITAL OUTLAY		---	---	---	---	---	---	---	---
---	EXPENDITURES		---	---	---	---	---	---	---	---

096402 - MDB CAPITAL PROJ-ECONOMIC DEV.

CITY OF HATTIESBURG
EXPENDITURE REPORT
ALL FUNDS
11 Months Ending 08/31/17

THIS MONTH ACTUAL		OBJ/SUB	ANNUAL BUDGET	OPEN PO & CONTRACTS	YTD ACTUAL	REMAINING BALANCE	PERCENT PLAN	ACTUAL	....PROJECTED.... OVER/UNDER	%
	BUILDING/BLD IMPROVEMEN									
	BUILDING IMPROVEMENTS	7150								
	DEPOT PROJECT-GRANT R	7150 15								
	DEPOT PROJ NON-GRANT	7150 31								
	DEPOT PROJ-MDB	7150 35								
---			---	---	---	---	---	---	---	---
	BUILDING IMPROVEMEN									
---			---	---	---	---	---	---	---	---
	BUILDING/BLD IMPROVE									
---			---	---	---	---	---	---	---	---
	CAPITAL OUTLAY									
---			---	---	---	---	---	---	---	---
	EXPENDITURES									

096500 - MDB CAPITAL PROJ-TRANSFERS

CITY OF HATTIESBURG
EXPENDITURE REPORT
ALL FUNDS
11 Months Ending 08/31/17

THIS MONTH ACTUAL		OBJ/SUB	ANNUAL BUDGET	OPEN PO & CONTRACTS	YTD ACTUAL	REMAINING BALANCE	PERCENT PLAN	ACTUAL	....PROJECTED.... OVER/UNDER	%
	TRANSFERS TO OTHER FUND									
	T/T B&I CITY	9000 13								
---			---	---	---	---	---	---	---	---
	TRANSFERS TO OTHER F									
---			---	---	---	---	---	---	---	---
	TRANSFERS									
---			---	---	---	---	---	---	---	---
	EXPENDITURES									

096602 - MDB CAPITAL PROJ-ISSUE EXP.

CITY OF HATTIESBURG
EXPENDITURE REPORT
ALL FUNDS
11 Months Ending 08/31/17

THIS MONTH ACTUAL		OBJ/SUB	ANNUAL BUDGET	OPEN PO & CONTRACTS	YTD ACTUAL	REMAINING BALANCE	PERCENT PLAN ACTUAL		....PROJECTED.... OVER/UNDER	%
	PROFESSIONAL SERVICES									
	LEGAL	6025								
---			---	---	---	---	---	---	---	---
	PROFESSIONAL SERVICE									
	PRINTING AND BINDING									
	PRINTING	6200								
---			---	---	---	---	---	---	---	---
	PRINTING AND BINDING									
---			---	---	---	---	---	---	---	---
	OTHER SERVICES & CHAR									
---			---	---	---	---	---	---	---	---
	EXPENDITURES									

096695 - MDB CAPITAL PROJ-CAPITAL PROJ

CITY OF HATTIESBURG
EXPENDITURE REPORT
ALL FUNDS
11 Months Ending 08/31/17

THIS MONTH ACTUAL		OBJ/SUB	ANNUAL BUDGET	OPEN PO & CONTRACTS	YTD ACTUAL	REMAINING BALANCE	PERCENT PLAN ACTUAL	....PROJECTED.... OVER/UNDER	%
	PROFESSIONAL SERVICES								
	CONSULTANT SERV/SURVEY	6020							
	OTHER PROFESSIONAL SER	6049							
---	PROFESSIONAL SERVICE		---	---	---	---	--- ---	---	---
---	OTHER SERVICES & CHAR		---	---	---	---	--- ---	---	---
	BUILDING/BLD IMPROVEMEN								
	BUILDINGS	7100							
	POLICE COMPLEX RENOVA	7150 07							
---	BUILDINGS		---	---	---	---	--- ---	---	---
---	BUILDING/BLD IMPROVE		---	---	---	---	--- ---	---	---
	IMPROVEMENT OTHER THAN								
	DRAINS	7215							
	DRAINAGE(CORPS OF ENG	7215 31							
---	DRAINS		---	---	---	---	--- ---	---	---
	SEWERS	7220							
	EARLY ACTION #1 EPA C	7220 56							
	EARLY ACTION #2 EPA C	7220 57							
	EARLY ACTION #3 EPA C	7220 58							
	30TH AVE/CHEVY CHASE	7220 59							
	LAMAR BOULEVARD SEWER	7220 60							
	GRAVITY MAIN/MANHOLE	7220 61							
	PROGRAMMED SEWER PROJ	7220 99							
---	SEWERS		---	---	---	---	--- ---	---	---
	WATER SYSTEMS	7245							
	ASBESTOS CEMENT WTR L	7245 55							
	WTR MAIN CON/WESTOVER	7245 56							
	WTR MAIN CON/LINCOLN/	7245 57							
	UNDERSIZED LINES-EARL	7245 58							
	UPGRADES/WATER PLANT	7245 59							
	WATER WELL/WESLEY TAN	7245 60							
	PROGRAMMED WATER PROJ	7245 99							
---	WATER SYSTEMS		---	---	---	---	--- ---	---	---
---	IMPROVEMENT OTHER TH		---	---	---	---	--- ---	---	---
	MACHINERY AND EQUIPMENT								
	DATA PROCESSING EQUIP.	7327							

MACHINERY AND EQUIPM									
CAPITAL OUTLAY									
EXPENDITURES									

CITY OF HATTIESBURG
EXPENDITURE REPORT
ALL FUNDS
11 Months Ending 08/31/17

098300 - K.P.ZOO CAPITAL-REC.MAINT.

THIS MONTH ACTUAL		OBJ/SUB	ANNUAL BUDGET	OPEN PO & CONTRACTS	YTD ACTUAL	REMAINING BALANCE	PERCENT PLAN	ACTUAL	....PROJECTED.... OVER/UNDER	%
	IMPROVEMENT OTHER THAN									
	KAB/LANDSCAPING	7226								
	RECREATION IMPROVEMENT	7256								
	MISC.REC.IMPR.	7256 99								
---			---	---	---	---	---	---	---	---
	RECREATION IMPROVEM									
---			---	---	---	---	---	---	---	---
	IMPROVEMENT OTHER TH									
---			---	---	---	---	---	---	---	---
	CAPITAL OUTLAY									
---			---	---	---	---	---	---	---	---
	EXPENDITURES									

THIS MONTH ACTUAL		OBJ/SUB	ANNUAL BUDGET	OPEN PO & CONTRACTS	YTD ACTUAL	REMAINING BALANCE	PERCENT PLAN	ACTUAL	....PROJECTED.... OVER/UNDER	%
	OPERATING SUPPLIES									
	OTHER OPERATING MATL/S	5590								
	OPERATING SUPPLIES									
	SUPPLIES AND EXPENSES									
	OTHER SERVICES & CHARGE									
	SERVICES NOT SPECIFIED	6999								
	OTHER SERVICES & CHA									
	OTHER SERVICES & CHAR									
	IMPROVEMENT OTHER THAN									
	OTHER IMPROVEMENTS	7295								
	ADAMS PLACE	7295 04								
	QUARANTINE BLDG PROJE	7295 08	2238			2238	91.6		2,238-	100.0-
	TIGER/LION EXHIBIT	7295 14								
	ZEBRA EXHIBIT	7295 17								
	SMALL ANIMAL EXHIBITS	7295 23								
	AFRICAN EXHIBIT	7295 25								
	MISC.OTHER IMPROVEMEN	7295 99								
	OTHER IMPROVEMENTS		2238			2238	91.6		2,238-	100.0-
	IMPROVEMENT OTHER TH		2238			2238	91.6		2,238-	100.0-
	MACHINERY AND EQUIPMENT									
	OTHER EQUIPMENT	7399								
	MACHINERY AND EQUIPM									
	OTHER									
	ZOOLOGICAL ANIMALS	7505								
	OTHER									
	CAPITAL OUTLAY		2238			2238	91.6		2,238-	100.0-
	EXPENDITURES		2238			2238	91.6		2,238-	100.0-

CITY OF HATTIESBURG
EXPENDITURE REPORT
ALL FUNDS
11 Months Ending 08/31/17

098553 - K.P.ZOO CAPITAL-CEMETERY

THIS MONTH ACTUAL		OBJ/SUB	ANNUAL BUDGET	OPEN PO & CONTRACTS	YTD ACTUAL	REMAINING BALANCE	PERCENT PLAN ACTUAL		....PROJECTED.... OVER/UNDER	%
	IMPROVEMENT OTHER THAN									
	LANDSCAPING	7250								
	OTHER IMPROVEMENTS	7295								
	CEMETERY PROJ.IMPR.	7295 30								
---			---	---	---	---	---	---	---	---
	OTHER IMPROVEMENTS									
---			---	---	---	---	---	---	---	---
	IMPROVEMENT OTHER TH									
---			---	---	---	---	---	---	---	---
	CAPITAL OUTLAY									
---			---	---	---	---	---	---	---	---
	EXPENDITURES									

099500 - '10 W&S GO BOND-TRANSFERS

CITY OF HATTIESBURG
EXPENDITURE REPORT
ALL FUNDS
11 Months Ending 08/31/17

THIS MONTH ACTUAL		OBJ/SUB	ANNUAL BUDGET	OPEN PO & CONTRACTS	YTD ACTUAL	REMAINING BALANCE	PERCENT PLAN	ACTUAL	....PROJECTED.... OVER/UNDER	%
	TRANSFERS TO OTHER FUND									
	T/T W&S OPERATION & MA	9000 10								
---			---	---	---	---	---	---	---	---
	TRANSFERS TO OTHER F									
---			---	---	---	---	---	---	---	---
	TRANSFERS									
---			---	---	---	---	---	---	---	---
	EXPENDITURES									

099602 - 2010 W & S GO BOND-ISSUE EXP.

CITY OF HATTIESBURG
EXPENDITURE REPORT
ALL FUNDS
11 Months Ending 08/31/17

THIS MONTH ACTUAL		OBJ/SUB	ANNUAL BUDGET	OPEN PO & CONTRACTS	YTD ACTUAL	REMAINING BALANCE	PERCENT PLAN ACTUAL	....PROJECTED.... OVER/UNDER	%
	PROFESSIONAL SERVICES								
	LEGAL	6025							
	OTHER PROFESSIONAL SER	6049							
---			---	---	---	---	--- ---	---	---
	PROFESSIONAL SERVICE								
	PRINTING AND BINDING								
	PRINTING	6200							
---			---	---	---	---	--- ---	---	---
	PRINTING AND BINDING								
	OTHER SERVICES & CHARGE								
	SERVICES NOT SPECIFIED	6999							
---			---	---	---	---	--- ---	---	---
	OTHER SERVICES & CHA								
---			---	---	---	---	--- ---	---	---
	OTHER SERVICES & CHAR								
---			---	---	---	---	--- ---	---	---
	EXPENDITURES								

099603 - 2010 W & S GO BOND-STREETS

CITY OF HATTIESBURG
EXPENDITURE REPORT
ALL FUNDS
11 Months Ending 08/31/17

THIS MONTH ACTUAL		OBJ/SUB	ANNUAL BUDGET	OPEN PO & CONTRACTS	YTD ACTUAL	REMAINING BALANCE	PERCENT PLAN ACTUAL	....PROJECTED.... OVER/UNDER	%
	IMPROVEMENT OTHER THAN STREETS & ROADWAYS	7230							
	N.31ST AVENUE	7230 06							
	NEW SCHOOL ROAD	7230 08							
	E.4TH STREET	7230 11							
	S.28TH AVENUE	7230 14							
	LINCOLN ROAD-#3	7230 27							
	LINCOLN ROAD-#4	7230 29							
	N.40TH AVENUE	7230 30							
	MONTAGUE-N.40TH TO N3	7230 31							
	ED TURNER DRIVE	7230 32							
	S.31ST-HARDY TO MAMIE	7230 33							
	MAMIE FROM S.28TH-31S	7230 34							
	TUSCAN-MLK TO BERNARD	7230 35							
	CLASSIC DR-HWY 42-GOL	7230 36							
---	STREETS & ROADWAYS		---	---	---	---	--- ---	---	---
---	IMPROVEMENT OTHER TH		---	---	---	---	--- ---	---	---
---	CAPITAL OUTLAY		---	---	---	---	--- ---	---	---
---	EXPENDITURES		---	---	---	---	--- ---	---	---

099606 - 2010 W & S GO BOND-DRAINAGE

CITY OF HATTIESBURG
EXPENDITURE REPORT
ALL FUNDS
11 Months Ending 08/31/17

THIS MONTH ACTUAL		OBJ/SUB	ANNUAL BUDGET	OPEN PO & CONTRACTS	YTD ACTUAL	REMAINING BALANCE	PERCENT PLAN	ACTUAL	....PROJECTED.... OVER/UNDER	%
	IMPROVEMENT OTHER THAN DRAINS	7215								
	ASHFORD-EASTSIDE TO M	7215 03								
	E.HARDY/WILLIAMS	7215 05								
	EDWARD ST.@RAILROAD	7215 11								
---	DRAINS		---	---	---	---	---	---	---	---
---	IMPROVEMENT OTHER TH		---	---	---	---	---	---	---	---
---	CAPITAL OUTLAY		---	---	---	---	---	---	---	---
---	EXPENDITURES		---	---	---	---	---	---	---	---

099627 - 2010 W & S GO BOND-WATER

CITY OF HATTIESBURG
EXPENDITURE REPORT
ALL FUNDS
11 Months Ending 08/31/17

THIS MONTH ACTUAL		OBJ/SUB	ANNUAL BUDGET	OPEN PO & CONTRACTS	YTD ACTUAL	REMAINING BALANCE	PERCENT PLAN	ACTUAL	....PROJECTED.... OVER/UNDER	%
	LAND									
	LAND	7000								
---			---	---	---	---	---	---	---	---
	LAND									
	IMPROVEMENT OTHER THAN									
	WATER SYSTEMS	7245								
	IND.PARK WATER LINES	7245 01								
	IND.PARK ELEVATED TAN	7245 04								
	WATER WELL@ PLANT #1	7245 05								
	VETERANS BLVD - WATER	7245 08								
	WESLEY FILTRATION PLA	7245 09								
---			---	---	---	---	---	---	---	---
	WATER SYSTEMS									
---			---	---	---	---	---	---	---	---
	IMPROVEMENT OTHER TH									
---			---	---	---	---	---	---	---	---
	CAPITAL OUTLAY									
---			---	---	---	---	---	---	---	---
	EXPENDITURES									

099630 - 2010 W & S GO BOND-SEWERS

CITY OF HATTIESBURG
EXPENDITURE REPORT
ALL FUNDS
11 Months Ending 08/31/17

THIS MONTH ACTUAL		OBJ/SUB	ANNUAL BUDGET	OPEN PO & CONTRACTS	YTD ACTUAL	REMAINING BALANCE	PERCENT PLAN ACTUAL	....PROJECTED.... OVER/UNDER	%
	IMPROVEMENT OTHER THAN SEWERS	7220							
	FRANKLIN STREET	7220 12							
	ARLEDGE-MANNING TO CT	7220 22							
	COLUMBIA-PROV.TO RAWL	7220 23							
	ASHFORD-C.CLUB TO MLK	7220 24							
	PROVIDENCE-COLUMBIA T	7220 25							
	N.LAGOON EXPANSION	7220 26							
	S.LAGOON DISINFECTION	7220 27							
	IND.PARK SEWER LINES	7220 28							
---	SEWERS		---	---	---	---	--- ---	---	---
---	IMPROVEMENT OTHER TH		---	---	---	---	--- ---	---	---
---	CAPITAL OUTLAY		---	---	---	---	--- ---	---	---
---	EXPENDITURES		---	---	---	---	--- ---	---	---

105500 - '13 W&S BOND CONST-TRANSFERS

CITY OF HATTIESBURG
EXPENDITURE REPORT
ALL FUNDS
11 Months Ending 08/31/17

THIS MONTH ACTUAL		OBJ/SUB	ANNUAL BUDGET	OPEN PO & CONTRACTS	YTD ACTUAL	REMAINING BALANCE	PERCENT PLAN	PERCENT ACTUAL	....PROJECTED.... OVER/UNDER	%
	TRANSFERS TO OTHER FUND									
	T/T WATER & SEWER B&I	9000 10								
---			---	---	---	---	---	---	---	---
	TRANSFERS TO OTHER F									
---			---	---	---	---	---	---	---	---
	TRANSFERS									
---			---	---	---	---	---	---	---	---
	EXPENDITURES									

105602 - 2013 W&S CONST-ISSUE EXP

CITY OF HATTIESBURG
EXPENDITURE REPORT
ALL FUNDS
11 Months Ending 08/31/17

THIS MONTH ACTUAL		OBJ/SUB	ANNUAL BUDGET	OPEN PO & CONTRACTS	YTD ACTUAL	REMAINING BALANCE	PERCENT PLAN ACTUAL	....PROJECTED.... OVER/UNDER	%
	PROFESSIONAL SERVICES								
	LEGAL	6025							
	OTHER PROFESSIONAL SER	6049							
---			---	---	---	---	--- ---	---	---
	PROFESSIONAL SERVICE								
	OTHER SERVICES & CHARGE								
	BOND DISCOUNT	6600							
	BOND INSURANCE	6605							
	SERVICES NOT SPECIFIED	6999							
---			---	---	---	---	--- ---	---	---
	OTHER SERVICES & CHA								
---			---	---	---	---	--- ---	---	---
	OTHER SERVICES & CHAR								
---			---	---	---	---	--- ---	---	---
	EXPENDITURES								

105695 - 2013 W&S CONSTR.-CAPITAL PRO

CITY OF HATTIESBURG
EXPENDITURE REPORT
ALL FUNDS
11 Months Ending 08/31/17

THIS MONTH ACTUAL		OBJ/SUB	ANNUAL BUDGET	OPEN PO & CONTRACTS	YTD ACTUAL	REMAINING BALANCE	PERCENT PLAN	PERCENT ACTUAL	....PROJECTED.... OVER/UNDER	%
	OPERATING SUPPLIES									
	ASPHALT & ASPHALT PROD	5400								
	OPERATING SUPPLIES									
	SUPPLIES AND EXPENSES									
	PROFESSIONAL SERVICES									
10528	ENGINEERING	6015	568391	672,160	294760	398529-	91.6	51.8	246,834-	43.4-
	LEGAL	6025								
	OTHER PROFESSIONAL SER	6049								
10528	PROFESSIONAL SERVICE		568391	672,160	294760	398529-	91.6	51.8	246,834-	43.4-
	REPR/MAINT-OUTSIDE LABO									
	STREETS & STRUCTURES R	6360								
	REPR/MAINT-OUTSIDE L									
	OTHER SERVICES & CHARGE									
	SERVICES NOT SPECIFIED	6999								
	OTHER SERVICES & CHA									
10528	OTHER SERVICES & CHAR		568391	672,160	294760	398529-	91.6	51.8	246,834-	43.4-
	IMPROVEMENT OTHER THAN									
	SEWERS	7220								
	SEWER PHASE III	7220 01								
	18 INCH TRUNK LINES	7220 17	65713	65,713			91.6		65,713-	100.0-
	PROVIDENCE ST	7220 25								
	S1-N.LAGOON EXPANSION	7220 26								
	S2-W 592 SWR W OF RAI	7220 38								
	S3-E 592 SWR E OF RAI	7220 39								
	S4-W BOND SWR W OF RA	7220 40								
	S5-E BOND SWR E OF RA	7220 41								
	S6-ANNEXATION AREA SE	7220 42								
	S7-SEWER LIFT STA IMP	7220 43								
	SULLIVAN KIL TO J MIM	7220 44								
	HWY 49 N SEWER	7220 45								
	SEWER PHASE I	7220 49								
	SEWER PHASE II	7220 50								
	SEWER PHASE IV	7220 51	5775		5775		91.6	100.0	525	9.0
	DRYING BED	7220 52								
	SEWER PHASE V	7220 54	33818		33743	76	91.6	99.7	2,992	8.8
	SEWER PHASE VII	7220 55	506451	145,228	361217	6	91.6	71.3	112,396-	22.1-

	PROGRAMMED SEWER PROJ	7220 99								
	SEWERS		611757	210,941	400734	82	91.6	65.5	174,592-	28.5-
	WATER SYSTEMS	7245								
	JAMES ST WTR WELL #3	7245 01								
	JAMES ST WTR PLT-MATC	7245 02								
	HWY 98 BOOSTER STATIO	7245 03								
	HWY 98 ELEVATED WTR T	7245 04								
	VETERANS MEM BLVD/S 2	7245 08								
93267	WESLEY WELL #2	7245 09	228078	6,563	314783	93267-	91.6	138.0	115,321	50.5
	WTP FILTER #6	7245 10								
810	OLD 98/RUNNELS RD WTR	7245 11	363786	3,330	361266	810-	91.6	99.3	30,322	8.3
	W1-COUNTRY CLUB WATER	7245 18								
	W2-WESLEY PLANT TREAT	7245 26								
	W3-WATER WELL@ PLANT	7245 27	61750		61750		91.6	100.0	5,613	9.0
	HWY 98 FIRE LINES	7245 28								
	WATER PHASE I	7245 50								
6730	WATER PHASE II	7245 51	16100	3,918	18913	6730-	91.6	117.4	4,532	28.1
1530	WATER PHASE III	7245 52	455631	70,669	386492	1530-	91.6	84.8	34,003-	7.4-
	WATER PHASE IV	7245 53	9400		9400		91.6	100.0	854	9.0
	PROGRAMMED WATER PROJ	7245 99								
102337	WATER SYSTEMS		1134745	84,480	1152603	102338-	91.6	101.5	122,640	10.8
	OTHER IMPROVEMENTS	7295								
	MISC.OTHER IMPROVEMEN	7295 99								
	OTHER IMPROVEMENTS									
102337	IMPROVEMENT OTHER TH		1746502	295,421	1553337	102256-	91.6	88.9	51,952-	2.9-
102337	CAPITAL OUTLAY		1746502	295,421	1553337	102256-	91.6	88.9	51,952-	2.9-
112865	EXPENDITURES		2314893	967,581	1848097	500785-	91.6	79.8	298,787-	12.9-

107500 - SPEC.SALES TAX-TRANSFERS

CITY OF HATTIESBURG
EXPENDITURE REPORT
ALL FUNDS
11 Months Ending 08/31/17

THIS MONTH ACTUAL		OBJ/SUB	ANNUAL BUDGET	OPEN PO & CONTRACTS	YTD ACTUAL	REMAINING BALANCE	PERCENT PLAN	ACTUAL	....PROJECTED.... OVER/UNDER	%
	TRANSFERS TO OTHER FUND									
	T/T GENERAL FUND	9000 01								
	T/T CITY B & I	9000 13								
---			---	---	---	---	---	---	---	---
	TRANSFERS TO OTHER F									
---			---	---	---	---	---	---	---	---
	TRANSFERS									
---			---	---	---	---	---	---	---	---
	EXPENDITURES									

107706 - SPEC.SALES TAX-T&A EXPEND.

CITY OF HATTIESBURG
EXPENDITURE REPORT
ALL FUNDS
11 Months Ending 08/31/17

THIS MONTH ACTUAL		OBJ/SUB	ANNUAL BUDGET	OPEN PO & CONTRACTS	YTD ACTUAL	REMAINING BALANCE	PERCENT PLAN ACTUAL	....PROJECTED.... OVER/UNDER	%
	PROFESSIONAL SERVICES								
	OTHER PROFESSIONAL SER	6049							
68463	TOURISM COMMISSION	6049 01			628529	628529-		685,668	
425887	CONVENTION COMMISSION	6049 02			4621786	4621786-		5,041,948	
494349	OTHER PROFESSIONAL				5250315	5250315-		5,727,616	
494349	PROFESSIONAL SERVICE				5250315	5250315-		5,727,616	
494349	OTHER SERVICES & CHAR				5250315	5250315-		5,727,616	
494349	EXPENDITURES				5250315	5250315-		5,727,616	

109704 - GROUP INS.TRUST-T&A EXPEND.

CITY OF HATTIESBURG
EXPENDITURE REPORT
ALL FUNDS
11 Months Ending 08/31/17

THIS MONTH ACTUAL		OBJ/SUB	ANNUAL BUDGET	OPEN PO & CONTRACTS	YTD ACTUAL	REMAINING BALANCE	PERCENT PLAN ACTUAL	....PROJECTED.... OVER/UNDER	%
	OTHER SERVICES & CHARGE								
67	BANK SERV/TRF FEE	6832			181	181-		198	
81331	ADMIN PAID	6833			740987	740987-		808,350	
443686	CLAIMS PAID	6834			4160685	4160685-		4,538,929	
	SERVICES NOT SPECIFIED	6999							
	ACA TRANSITIONAL FEE	6999 01							
	SERVICES NOT SPECIF								
525084	OTHER SERVICES & CHA				4901853	4901853-		5,347,476	
525084	OTHER SERVICES & CHAR				4901853	4901853-		5,347,476	
525084	EXPENDITURES				4901853	4901853-		5,347,476	

CITY OF HATTIESBURG
REVENUE REPORT
ALL FUNDS
11 MONTHS ENDING 08/31/17

	OBJ/SUB	CURRENT ESTIMATED	CURRENT ACTUAL	CURRENT %REV	YEAR-TO-DATE ESTIMATED	YEAR-TO-DATE ACTUAL	YEAR-TO-DATE %REV	ANNUAL ESTIMATE	UNREALIZED BALANCE
REVENUES	200								
TAXES-OTHER	206A								
PAYMENT IN LIEU OF TAXE	2060								
HOUSING AUTHORITY	2065	2,916			31,818	34769	109	35000	231
MERCHANTS COMPANY	2066								
COLLECTIONS-P/Y EXCESS	2070								
PAYMENT IN LIEU OF T		2,916			31,818	34769	109	35000	231
TAXES-OTHER		2,916			31,818	34769	109	35000	231
LICENSES, PERMITS & FEES	220A								
PRIVILEGE LICENSES	2200	12,500	22416	179	136,364	125197	91	150000	24803
FRANCHISES	2210								
ELECTRICAL FRANCHISE	2211	250,000	3570	1	2,727,273	2772483	101	3000000	227517
SOLID WASTE OPER/FRANC	2212	14,583	7522	51	159,091	146406	92	175000	28594
AT&T UVERSE VIDEO/FRAN	2213								
GAS FRANCHISE	2215	12,083			131,818	121565	92	145000	23435
CSPIRE FIBER-TELEPAK F	2218		216			668			668-
CABLE T.V. FRANCHISE	2219	38,750	111650	288	422,727	434696	102	465000	30304
FRANCHISES		315,416	122957	38	3,440,909	3475818	101	3785000	309182
BLDG/INSP PERMITS & FEE	2220								
BUILDING PERMIT/INSPEC	2221	35,416	13742	38	386,364	443065	114	425000	18065-
FIRE INSPECTION	2222								
SIGN PERMIT	2223	1,666	3366	202	18,182	16874	92	20000	3126
LAND CODE ENFORCEMENT	2224	2,916	1165	39	31,818	27934	87	35000	7066
GAS & PLUMBING	2225	625	400	64	6,818	7915	116	7500	415-
ELECTRICAL INSPECTION	2226	916	750	81	10,000	9209	92	11000	1791
DEMOLITION PERMIT	2227	250	200	80	2,727	1350	49	3000	1650
HOUSE MOVING	2228	41	100	243	455	1150	252	500	650-
BLDG/INSP PERMITS &		41,833	19723	47	456,364	507497	111	502000	5497-
OTHER PERMITS & FEES	2230								
PUBLIC RECORDS ACCESS	2233								
PROPERTY CLEAN-UP COST	2234	100			1,091			1200	1200
TAXI BADGE PERMIT	2235	16			182			200	200
WRECKER REGISTRATION F	2236	41			455	75	16	500	425
BURN OR MISC FIRE PERM	2237	166	160	96	1,818	1780	97	2000	220
AMBULANCE PERMIT	2238	75			818	900	110	900	
ZONING PETITION FEE	2240								
ZONING CERTIFICATE FEE	2245	625	500	80	6,818	4575	67	7500	2925
TITLE PLEDGE LICENSE F	2248								
EXAMINATION FEE	2250								
CONTRACTOR LICENSE FEE	2255								
ORDINANCE SALES	2260								
ORDINANCE VIOLATION FE	2265								

DATA PROCESSING FEES	2280								
NSF CHECK FEE	2290	41	40	97	455	200	43	500	300
MISC. PERMITS & FEES	2299	4,083	1507	36	44,545	49615	111	49000	615-
OTHER PERMITS & FEES		5,150	2207	42	56,182	57145	101	61800	4655
LICENSES, PERMITS & F		374,900	167304	44	4,089,818	4165657	101	4498800	333143
INTER-GOVERNMNTL REVENUE	230A								
FEDERAL GRANTS	230B								
JUST./USM-PROJECT SAFE	2304								
JUST./USM-POLICE CORPS	2305								
JUST.-OTHER	2307	7,216			78,721			86593	86593
JUST.-COPS SECURE SCHOO	2309								
JUST.-JAIL DIVERSION	2310	22,977			250,660	45249	18	275726	230477
JUST.-BYRNE GRANTS	2311	1,641			17,912			19703	19703
JUST.-OHS DOMESTIC PREP	2312								
JUST.-COPS IN SCHOOLS	2313								
JUST.-DOMESTIC PREPARED	2314								
JUST.-COPS METHAMPHETAM	2315								
JUST.-COPS HIRING RECOV	2316								
JUST.-UNIVERSAL COPS	2317								
JUST.-COPS TECHNOLOGY	2318								
JUST.-LLEBG '04	2319								
SAFE COMMUNITY PROJECT	2320								
HHS-HIDTA NARCOTICS GRA	2321	1,666			18,182	15211	83	20000	4789
NRCS-USDA STORM RELATED	2322	51,153			558,035			613838	613838
FHWA-STORM RELATED	2323								
FEMA-EMER. WARNING SIRE	2324								
FEMA-'04 REGIONAL RESPO	2325								
FIREFIGHTERS GRANT	2326	750			8,182			9000	9000
FEMA-'05 REGIONAL RESPO	2327								
FEMA-CITIZENS CORPS	2328								
LAW ENF.GRANTS-OTHER	2329								
FEMA/HAZARD MITIG/GENER	2336								
FEMA RELIEF	2337	261,172			2,849,152	1253754	44	3134067	1880313
CDBG-FIRE STATION	2338								
MISC FEDERAL GRANTS	2339								
ARRA-STOP VIOLENCE GRAN	2348								
FEMA RELIEF ADMIN.	2349								
DEPT.OF DEFENSE-CAMP SH	2350								
EPA-BROWNSFIELD PROJ	2356	375			4,091			4500	4500
HUD-MIDTOWN STUDY	2360								
HUD/MDA HUB CITY LOFT P	2361								
FEDERAL GRANTS		346,952			3,784,934	1314214	34	4163427	2849213
STATE GRANTS	250B								
MISCELLANEOUS STATE GRA	2503								
MOSQUITO CONTROL GRANT	2504								
ARCHIVES & HISTORY	2505								
JUVENILE PREVENTION PRO	2510								
JUVENILE ACCT.INCENTIVE	2511								
EMER.SHELTER-MDA GRANT	2513								

I.P.-HYBERPLASTIC-MDA G	2514									
POLICE ACADEMY REIMB.	2515		2,500			27,273	14400	52	30000	15600
SOLID WASTE GRANT	2518		12,500	75000	600	136,364	75000	54	150000	75000
URBAN YOUTH CORPS MDOT	2519		2,083			22,727			25000	25000
DEQ GRANTS(SO.LAGOON ST	2520									
ARTS COMMISSION GRANT	2521									
BEAUTIFICATION-VARIOUS	2522									
MS CITY CORPS COUNCIL	2523									
TRAFFIC GRANT	2524						5827			5827-
STOP VIOLENCE GRANT	2526		2,083	1619	77	22,727	16799	73	25000	8201
ALCOHOL INCENTIVE	2527		5,688	5275	92	62,052	62387	100	68257	5870
JUSTICE ASSISTANCE	2528									
DISASTER RELIEF	2545									
MEMA-DOMESTIC PREPAREDN	2550									
MEMA-SAFE ROOMS	2551									
MDOT GRANT-DEPOT PROJEC	2556									
MDOT GRANT-VISITOR'S CT	2557									
MDOT GRANT-TRAFFIC STUD	2558									
STATE GRANTS			24,854	81894	329	271,143	174413	64	298257	123844
STATE-SHARED REVENUE	260B									
GENERAL SALES TAX	2600		1,841,666	1809379	98	20,090,909	20305205	101	22100000	1794795
CITY UTILITY TAX	2601		750	708	94	8,182	7460	91	9000	1540
SALES TAX-SRF REIMB.	2602			8289			174246			174246-
ALCOHOLIC BEV. LICENSE	2610		11,666	15000	128	127,273	137451	107	140000	2549
MOTOR VEH.PRIVILEGE TAX	2635		8,333			90,909			100000	100000
PAT HARRISON WATERWAY D	2665									
MPO-METROPOLITAN PLANNI	2670		33,333			363,636	158801	43	400000	241199
MISC DORMANT ACCOUNT RF	2699									
STATE-SHARED REVENUE			1,895,750	1833377	96	20,680,909	20783164	100	22749000	1965836
CITY/COUNTY-SHARED REVEN	270B									
FORREST CTY	2705									
FORREST CTY CAMP SHELBY	2705	01								
FORREST CTY GORDON CRK	2705	02								
FORREST GENERAL CTY HOS	2706									
FORREST-INFRAST.IMPR.	2707									
LAMAR-INFRAST.IMPR.	2708									
LAMAR/FORREST-HAZ.WASTE	2709		3,192	15877	497	34,825	54185	155	38308	15877-
PETAL/F-CO FLOOD INUNDA	2718		1,720			18,764			20640	20640
FORREST CTY-TWIN FORKS	2719									
HPSD-COPS IN SCHOOLS	2720									
CONV.COMM/TOURISM BUREA	2725									
METRO WAGES/MILEAGE-FOR	2735									
METRO NARC.O/T-FORREST	2736									
MEMA/HAZARD MITIG/GENER	2739									
CITY/COUNTY-SHARED RE			4,912	15877	323	53,589	54185	101	58948	4763
CHARGES FOR SERVICES	280A									
PUBLIC SAFETY	2850									
CRIME SCENE UNIT CONT	2855		5,000			54,545	55000	100	60000	5000
FIRE DPT.SERV FOR OTHE	2860						10			10-

800 MHZ RADIO ACCESS F	2865								
POLICE/FIRE-SPECIAL DU	2870	9,583	10243	106	104,545	119895	114	115000	4895-
P&F LATERAL TRNG REIMB	2880								
DRUG ENF.AGENCY O/T RE	2881								
HOMELAND SECURITY O/T	2882								
US MARSHALL O/T REIMB.	2883	1,000	2408	240	10,909	17719	162	12000	5719-
FED BUREAU INVEST O/T	2884	833	1205	144	9,091	9174	100	10000	826
PUBLIC SAFETY		16,416	13856	84	179,091	201797	112	197000	4797-
TROLLEY SERVICE	2890								
CONV.CENTER TROLLEY FE	2895								
TROLLEY RECEIPTS	2896								
TROLLEY SERVICE									
STREETS	2900								
STREET WORK	2901								
PARKING METERS	2910								
PARKING FINES	2915	83	5	6	909	125	13	1000	875
CROSSING LIGHT FEES	2920								
LOT CLEAN-UP/HEAVY TRA	2930	41			455			500	500
CDBG LOT CLEAN-UP/DEMO	2931								
STREETS		125	5	4	1,364	125	9	1500	1375
SANITATION	2950								
RECYCLING PICK UP	2951	5,833	5211	89	63,636	55005	86	70000	14995
TRASH HAULING	2960	8,750	9936	113	95,455	102280	107	105000	2720
RESIDENTL WASTE COLLEC	2965	169,250	177992	105	1,846,364	1831232	99	2031000	199768
SANITA-REFUND & RECOVE	2970								
SANITATION		183,833	193139	105	2,005,455	1988517	99	2206000	217483
CHARGES FOR SERVICES		200,375	207000	103	2,185,909	2190439	100	2404500	214061
FINES AND FORFEITS	330A								
POLICE FINES	3320	100,000	53787	53	1,090,909	862008	79	1200000	337992
CITY COURT COSTS	3321	12,500	7451	59	136,364	91150	66	150000	58850
CCC-JAIL REIMB.	3322	1,333			14,545	17076	117	16000	1076-
ENVIR CT-CODE VIOLATION	3323	83	434	522	909	5499	604	1000	4499-
ANIMAL CONTROL	3327	100	280	280	1,091	4256	390	1200	3056-
COURT TECHNOLOGY FEE	3328								
FINES AND FORFEITS		114,016	61952	54	1,243,818	979988	78	1368200	388212
MISCELLANEOUS	340A								
INTEREST EARNINGS	3400								
CERTIFICATES OF DEPOSI	3402								
OTHER INTEREST-CD'S	3403								
SAVINGS ACCOUNT/MMA	3405	250	7004	2801	2,727	41737	1530	3000	38737-
INTEREST-GRANT MONIES	3406								
OTHER INTEREST-MMA	3407								
REPURCHASE AGREEMENTS	3408								
TREASURY NOTES	3409								
INTEREST EARNINGS		250	7004	2801	2,727	41737	1530	3000	38737-

RENTS AND ROYALTIES	3410										
LAND	3411										
LAMAR OUTDOOR ADVERTI	3411	05									
ALWEST ADVERTISING	3411	10									
MS.POWER-HWY.42	3411	11									
TRITELL COMMUNICATION	3411	12									
LAND											
BUILDING	3412										
DEPOT FACILITY	3412	01	1,583	450	28	17,273	15909	92	19000	3091	
P&F ACADEMY RENTALS	3412	02									
SEXUAL ASSAULT CRISIS	3412	05									
MERCHANTS	3412	07	200	200	100	2,182	2000	91	2400	400	
DEPOT - AMTRAK	3412	08					300			300-	
USM CELLULAR ONE RENT	3412	41									
MISC CELL TOWER REVEN	3412	45	83			909			1000	1000	
HUBSOUTH/WATER TOWER	3412	62									
OTHER BLDG. RENT	3412	99									
BUILDING			1,866	650	34	20,364	18209	89	22400	4191	
PARKING GARAGE-CIVIC C	3415		2,083	7282	349	22,727	28696	126	25000	3696-	
PARKING GARAGE-PINE ST	3416		2,500	9406	376	27,273	33494	122	30000	3494-	
PARKING SPACES	3417										
MAIN STREET PARKING L	3417	01	416	1290	310	4,545	5570	122	5000	570-	
CHURCH PARKING LOT	3417	02	416	1125	270	4,545	4500	99	5000	500	
RAILROAD PARKING LOT	3417	03	1,250	3600	288	13,636	14640	107	15000	360	
MOBILE ST. PKG.LOT #1	3417	04	250	660	264	2,727	1140	41	3000	1860	
MOBILE ST. PKG.LOT #2	3417	05									
BATSON STREET PKG. LO	3417	06									
HEMPHILL PKG. LOT	3417	07	208	525	252	2,273	1875	82	2500	625	
EAST PINE PKG.LOT	3417	08									
PARKING-MISC	3417	09									
PARKING SPACES			2,541	7200	283	27,727	27725	99	30500	2775	
EQUIPMENT	3419										
RENTS AND ROYALTIES			8,991	24538	272	98,091	108124	110	107900	224-	
CEMETERY FEES	3420		2,500	4005	160	27,273	31230	114	30000	1230-	
CONTRIBUTIONS-PUBLIC	3450										
CONTRIB-GORDONS CRK ST	3450	01									
CONTRIB-REV 911 MINUTE	3450	02									
CONTRIB-TRAIN DAY (MP	3450	03	250			2,727			3000	3000	
CONTRIB-FRST CTY ARTS	3450	04	2,083			22,727	25000	110	25000		
CONTRIBUTIONS-FORREST	3455										
CONTR-HISTORIC HBRG D	3455	01	2,083			22,727	25000	110	25000		
CONTR-FRST CTY MUN CT	3455	02	312			3,409			3750	3750	
CONTRIBUTIONS-FORRE			2,395			26,136	25000	95	28750	3750	
CONTRIB-MDTWN STDY MAT	3458										
CONTRIBUTIONS-OTHER	3459						1004			1004-	
CONTRIBUTIONS-PUBLIC			4,729			51,591	51004	98	56750	5746	

CONTRIBUTIONS-PRIVATE	3460									
CONTRIB-TREE GRANT ECO	3460	01								
CONTRIB-EUREKA SCHOOL	3461									
CONTRIB-NCBM-BROWNFIEL	3462									
CONTRIB-SENIOR FARE	3463									
CONTRIB-MAYOR'S YOUTH	3464									
CONTRIB-BC HEALTHY HOM	3465									
CONTRIB-NIGHT OUT AGAI	3466									
CONTRIB-NLC HEALTH OUT	3467									
CONTRIB-MDTWN STDY MAT	3468									
CONTRIB-OTHER	3469						2000			2000-
CONTRIB-NLC HEALTH INI	3471									
CONTRIB-NLC FISCL	3472									
CONTRIBUTIONS-PRIVAT							2000			2000-
POLICE DEPT-MISC CHARGE	3590		4,583	6597	143	50,000	58317	116	55000	3317-
OTHER MISC. REVENUE	3599									
MS POWER ENRGY EFFIC P	3599	01	3,827			41,753	45928	109	45928	
OTHER MISC. REVENUE			3,827			41,753	45928	109	45928	
MISCELLANEOUS			24,881	42143	169	271,435	338338	124	298578	39760-
TRANSFERS	380A									
TRANSFERS FROM OTHR FND	3800									
T/F H'BURG REDEV.AUTH.	3800	101								
T/F GOVERNMENT COMPLEX	3800	104								
T/F 2002 USA YEAST/LAG	3800	106								
T/F SPEC.SALES TAX	3800	107								
T/F WATER & SEWER	3800	11	20,833			227,273			250000	250000
T/F POL.FORFEITURES	3800	19								
T/F POL.FORF O/T(HURR	3800	19HR								
T/F '03 TIF B&I CHAUVE	3800	22								
T/F TAX COLLECTORS-GPT	3800	27	1,250,000	32036-	2	13,636,364	13682665	100	15000000	1317335
T/F TAX COLL-C.C.FEE	3800	27CC								
T/F TAX COLL-EXCESS BI	3800	27EB								
T/F TAX COLL-CHKG INT	3800	27ICHK	250			2,727			3000	3000
T/F TAX COLL-INT/PEN	3800	27IP	24,166	48456	200	263,636	243835	92	290000	46165
T/F W & S CONSTRUCTION	3800	75								
T/F COM.DEV.BLK.GRANT	3800	82								
T/F INDUSTRIAL PARK DE	3800	87								
T/F 2007 TIF CONST-TUR	3800	91								
T/F 2001 STREETS,SWRS,	3800	95								
TRANSFERS FROM OTHR			1,295,250	16420	1	14,130,000	13926500	98	15543000	1616500
TRANSFERS			1,295,250	16420	1	14,130,000	13926500	98	15543000	1616500
NON-REVENUE RECEIPTS	390A									
SALE OF BONDS	3910									
BOND PROCEEDS	3912									
ACCRUED INT-BONDS	3915									
SALE OF BONDS										

SALE OF REAL ESTATE	3920									
SALE OF TIMBER	3923									
SALE OF EASEMENTS	3925									
SALE OF CEMETERY LOTS	3930		5,416	5485	101	59,091	44358	75	65000	20643
SALE OF EQUIPMENT	3940		5,833			63,636	2363	3	70000	67638
SALE OF SCRAP MATERIAL	3943		208			2,273	1137	50	2500	1363
SALE OF MISC. ITEMS	3945									
SALE OF MAPS/PUBLICATIO	3947						148			148-
SALE OF RECYCLABLE ITEM	3948									
MDB LOAN PYMT-HUB CITY	3950		10,117	10118	100	110,375	111294	100	121412	10118
KERR MAGEE PROJECT	3960									
MS TANK PROJECT	3961									
INSURANCE REIMB-STORM	3962		107,472	164579	153	1,172,422	1454243	124	1289664	164579-
VENDING COMM./REFUNDS	3964									
REFUND & RECOVERY	3965		833	1138	136	9,091	5320	58	10000	4680
RECOVERY OF DAMAGE CLAI	3967		2,381			25,982			28580	28580
REFUND/RECOVERY-INFO SY	3968									
RECOVERY-PERS SERV/EQUI	3969									
CAPITAL LEASE PROCEEDS	3970		47,916			522,727			575000	575000
TIF DEPOSIT/PROCEEDS	3971									
NOTE PROCEEDS	3975									
FIRE STATION (MDB)	3975	03								
CHURCH PROJ (MDB)	3975	07								
POLICE COMPLEX ARCHITE	3975	08								
	---		---	---	---	---	---	---	---	---
NOTE PROCEEDS										
	---		---	---	---	---	---	---	---	---
NON-REVENUE RECEIPTS			180,179	181320	100	1,965,596	1618862	82	2162156	543294
BEGINNING CASH BALANCE	399A									
APPROPRIABLE FUND BALAN	3999		677,313			7,388,871			8127758	8127758
	---		---	---	---	---	---	---	---	---
BEGINNING CASH BALANC			677,313			7,388,871			8127758	8127758
	---		---	---	---	---	---	---	---	---
REVENUES			5,142,302	2607286	50	56,097,840	45580528	81	61707624	16127096

CITY OF HATTIESBURG
REVENUE REPORT
ALL FUNDS
11 MONTHS ENDING 08/31/17

	OBJ/SUB	CURRENT ESTIMATED	CURRENT ACTUAL	CURRENT %REV	YEAR-TO-DATE ESTIMATED	YEAR-TO-DATE ACTUAL	YEAR-TO-DATE %REV	ANNUAL ESTIMATE	UNREALIZED BALANCE
REVENUES	200								
LICENSES, PERMITS & FEES	220A								
OTHER PERMITS & FEES	2230								
NSF CHECK FEE	2290								
OTHER PERMITS & FEES									
LICENSES, PERMITS & F									
INTER-GOVERNMNTL REVENUE	230A								
FEDERAL GRANTS	230B								
FEMA RELIEF	2337	11,048			120,532			132585	132585
MISC FEDERAL GRANTS	2339								
NATL PARK SER/LAND WTR	2351								
FEDERAL GRANTS		11,048			120,532			132585	132585
STATE GRANTS	250B								
MDOT-INTERCHANGE ENHANC	2508								
DISASTER RELIEF	2545								
STATE GRANTS									
CITY/COUNTY SHARED REVEN	270B								
MISCELLANEOUS GRANTS	2740								
PEOPLES PARK	2740 01								
THAMES SCHOOL	2740 02								
SUMMER DAY CAMP	2740 03								
OTHER	2740 99	583			6,364			7000	7000
MISCELLANEOUS GRANTS		583			6,364			7000	7000
CITY/COUNTY SHARED RE		583			6,364			7000	7000
CHARGES FOR SERVICES	280A								
WORKSHOP TRNG FEES	2892								
CULTURE AND RECREATION	3100								
SWIM FEES-C.E. ROY/5TH	3110	10	40	400	114	527	462	125	402-
SWIM FEES-DAHMER PARK	3112	16	59	368	182	401	220	200	201-
SWIM FEES-REC. CTR. PO	3115								
ADULT GOLF FEES	3117								
TENNIS FEES	3118								
FENCING FEES	3119								
PLAYGROUND FEES	3120								
CHEER PROGRAM	3121								
SUMMER DAY CAMP	3122	356	3690	1036	3,886	5265	135	4275	990-
KAMPER PARK CONCESSION	3130								
BALLPARK CONCESSIONS	3131								
CERAMIC CONCESSIONS	3134								
KPZ GIFT SHOP CONCESSI	3135					40			40-

ZOO ADMISSIONS	3137									
TATUM PK PAVILION USE	3138		6			73	120	164	80	40-
EASTSIDE PK PAVILION U	3139		32			350	360	102	385	25
MCNAIR REC CTR USE FEE	3140									
KPZ PAVILION USE FEE	3145									
DAHMER PAVILION USE FE	3147		56	200	357	618	980	158	680	300-
KP ED CENTER USE FEE	3149									
BALLFIELD USE FEES	3150		281	150	53	3,068	1915	62	3375	1460
PARKS-MISC USE FEES	3151		344	125	36	3,759	1520	40	4135	2615
YOUTH TEAM FEES	3160									
FLAG FOOTBALL	3160	01								
LITTLE TIGERS BASKETB	3160	02					4725			4725-
JUNIOR GOLF FEES	3160	03								
YOUTH TRACK & FIELD	3160	04								
T-BALL	3160	05								
GIRLS' SOFTBALL	3160	06		720			720			720-
BOYS' SOFTBALL	3160	07								
GIRLS FASTPITCH	3160	10								
BOYS FASTPITCH	3160	11								
TACKLE FOOTBALL	3160	15		4586			4586			4586-
CHEER LEADING	3160	20		405			405			405-
YOUTH TEAM FEES				5711			10436			10436-
ADULT TEAM FEES	3162									
CHURCH LEAGUE BASKETB	3162	01								
ADULT BASKETBALL	3162	02	272			2,968	5439	183	3265	2174-
ADULT CO-ED SOFTBALL	3162	03	412	600	145	4,500	6000	133	4950	1050-
ADULT MEN'S SOFTBALL	3162	04	739	1200	162	8,064	9850	122	8870	980-
ADULT WOMEN'S SOFTBAL	3162	05								
ADULT FOOTBALL	3162	06								
ADULT SOFTBALL-CHURCH	3162	07								
ADULT SOCCER	3162	08								
ADULT FLAG FOOTBALL	3162	09								
ADULT TEAM FEES			1,423	1800	126	15,532	21289	137	17085	4204-
CERAMICS CLASS FEES	3170									
DRAMA,ART,DANCE LESSON	3178									
"MOKEY" TRAIN RIDES	3181									
CAROUSEL RIDES	3185									
OTHER	3190									
CULTURE AND RECREATI			2,528	11775	465	27,582	42853	155	30340	12513-
CHARGES FOR SERVICES			2,528	11775	465	27,582	42853	155	30340	12513-
MISCELLANEOUS	340A									
INTEREST EARNINGS	3400									
CERTIFICATES OF DEPOSI	3402									
SAVINGS ACCOUNT/MMA	3405		35	110	314	391	898	229	430	468-
INTEREST EARNINGS			35	110	314	391	898	229	430	468-
CONTRIBUTIONS-PUBLIC	3450									
CONTRIBUTIONS-FORREST	3455		2,083			22,727	9500	41	25000	15500

CONTRIBUTIONS-PUBLIC			2,083			22,727	9500	41	25000	15500
CONTRIBUTIONS-PRIVATE	3460									
CONTRIB-POLICEMAN'S BE	3461									
CONTRIB-MS TENNIS ASSO	3462						7000			7000-
CONTRIB-SENIOR FARE	3463						150			150-
CONTRIB-SENIOR PROM	3464									
CONTRIB-HWY 49/7th ST	3468		2,083			22,727			25000	25000
CONTRIB-OTHER	3469		83			909	71	7	1000	929
CONTRIBUTIONS-PRIVAT			2,166			23,636	7221	30	26000	18779
MISCELLANEOUS			4,285	110	2	46,755	17620	37	51430	33810
TRANSFERS	380A									
TRANSFERS FROM OTHR FND	3800									
T/F GENERAL FUND	3800	01	186,666	340000	182	2,036,364	2240000	109	2240000	
T/F TAX COLLECTORS-GPT	3800	27	70,732	12231	17	771,628	854499	110	848791	5708-
TRANSFERS FROM OTHR			257,399	352231	136	2,807,992	3094499	110	3088791	5708-
TRANSFERS			257,399	352231	136	2,807,992	3094499	110	3088791	5708-
NON-REVENUE RECEIPTS	390A									
SALE OF EQUIPMENT	3940						2217			2217-
SALE OF MISC. ITEMS	3945									
COMM.-HOT DIGGITY CONCE	3963									
VENDING COMM./REFUNDS	3964									
REFUND & RECOVERY	3965						125-			125
RECOVERY OF DAMAGE CLAI	3967									
NON-REVENUE RECEIPTS							2092			2092-
BEGINNING CASH BALANCE	399A									
APPROPRIABLE FUND BALAN	3999		51,733			564,362			620798	620798
BEGINNING CASH BALANC			51,733			564,362			620798	620798
REVENUES			327,578	364117	111	3,573,585	3157064	88	3930944	773880

CITY OF HATTIESBURG
REVENUE REPORT
ALL FUNDS
11 MONTHS ENDING 08/31/17

	OBJ/SUB	CURRENT ESTIMATED	CURRENT ACTUAL	CURRENT %REV	YEAR-TO-DATE ESTIMATED	YEAR-TO-DATE ACTUAL	YEAR-TO-DATE %REV	ANNUAL ESTIMATE	UNREALIZED BALANCE
REVENUES	200								
TRANSFERS	380A								
TRANSFERS FROM OTHR FND	3800								
T/F TAX COLLECTORS-GPT	3800 27		11928			833344			833344-
TRANSFERS FROM OTHR			11928			833344			833344-
TRANSFERS			11928			833344			833344-
REVENUES			11928			833344			833344-

CITY OF HATTIESBURG
REVENUE REPORT
ALL FUNDS
11 MONTHS ENDING 08/31/17

	OBJ/SUB	CURRENT ESTIMATED	CURRENT ACTUAL	CURRENT %REV	YEAR-TO-DATE ESTIMATED	YEAR-TO-DATE ACTUAL	YEAR-TO-DATE %REV	ANNUAL ESTIMATE	UNREALIZED BALANCE
REVENUES	200								
INTER-GOVERNMNTL REVENUE	230A								
STATE-SHARED REVENUE	260B								
PRO-RATA FIRE INS. PREM	2620	19,583			213,636	249747	116	235000	14747-
FIRE INS REBATE/CODE EN	2625					7749			7749-
STATE-SHARED REVENUE		19,583			213,636	257495	120	235000	22495-
CHARGES FOR SERVICES	280A								
PUBLIC SAFETY	2850								
FIRE PROT.SHARE-USM	2862	7,971			86,956	95652	110	95652	
HAZ.MAT.TRAINING FEES	2885								
PUBLIC SAFETY		7,971			86,956	95652	110	95652	
CHARGES FOR SERVICES		7,971			86,956	95652	110	95652	
FINES AND FORFEITS	330A								
FIRE CODE VIOLATIONS	3325	125	300	240	1,364	300	21	1500	1200
FINES AND FORFEITS		125	300	240	1,364	300	21	1500	1200
MISCELLANEOUS	340A								
INTEREST EARNINGS	3400								
CERTIFICATES OF DEPOSI	3402								
SAVINGS ACCOUNT/MMA	3405	250	369	147	2,727	5937	217	3000	2937-
INTEREST EARNINGS		250	369	147	2,727	5937	217	3000	2937-
CONTRIBUTIONS-PRIVATE	3460								
CONTRIB-OTHER	3469	166			1,818			2000	2000
CONTRIBUTIONS-PRIVAT		166			1,818			2000	2000
MISCELLANEOUS		416	369	88	4,545	5937	130	5000	937-
TRANSFERS	380A								
TRANSFERS FROM OTHR FND	3800								
T/F GENERAL FUND	3800 01								
TRANSFERS FROM OTHR									
TRANSFERS									
NON-REVENUE RECEIPTS	390A								
SALE OF REAL ESTATE	3920								
SALE OF EQUIPMENT	3940								
INSURANCE REIMB-STORM	3962								
REFUND & RECOVERY	3965								
CAPITAL LEASE PROCEEDS	3970								
NOTE PROCEEDS	3975								
FIRE STATION	3975 03								

NOTE PROCEEDS									
NON-REVENUE RECEIPTS									
BEGINNING CASH BALANCE	399A								
APPROPRIABLE FUND BALAN	3999	75,837			827,316			910048	910048
BEGINNING CASH BALANC		75,837			827,316			910048	910048
REVENUES		103,933	669		1,133,818	359384	31	1247200	887816

CITY OF HATTIESBURG
REVENUE REPORT
ALL FUNDS
11 MONTHS ENDING 08/31/17

	OBJ/SUB	CURRENT ESTIMATED	CURRENT ACTUAL	CURRENT %REV	YEAR-TO-DATE ESTIMATED	YEAR-TO-DATE ACTUAL	YEAR-TO-DATE %REV	ANNUAL ESTIMATE	UNREALIZED BALANCE
REVENUES	200								
INTER-GOVERNMNTL REVENUE	230A								
FEDERAL GRANTS	230B								
FAUS GRANT(LINC#1)	2331								
FAUS GRANT(LINC#2)	2332								
FAUS GRANT(CLASSIC DR)	2334								
FAUS GRANT(S.28TH)	2335								
FAUS GRANT(LINC#4)	2336								
FEDERAL GRANTS									
STATE-SHARED REVENUE	260B								
MUNICIPAL AID	2650	3,750			40,909	60925	148	45000	15925-
STATE-SHARED REVENUE		3,750			40,909	60925	148	45000	15925-
MISCELLANEOUS	340A								
INTEREST EARNINGS	3400								
CERTIFICATES OF DEPOSI	3402								
SAVINGS ACCOUNT/MMA	3405	41	33	80	455	549	120	500	49-
INTEREST EARNINGS		41	33	80	455	549	120	500	49-
CONTRIBUTIONS-PUBLIC	3450								
CONTRIB-USM-CLASSIC DR	3452								
CONTRIBUTIONS-FORREST	3455								
CONTRIBUTIONS-PUBLIC									
MISCELLANEOUS		41	33	80	455	549	120	500	49-
TRANSFERS	380A								
TRANSFERS FROM OTHR FND	3800								
T/F GENERAL FUND	3800 01								
T/F '99 TAX INCR CONST	3800 103								
T/F '93 STREETS,DRAINS	3800 110								
T/F MUN.ROAD & BRIDGE	3800 72								
T/F '92 PARKS,REC,STS.	3800 97								
TRANSFERS FROM OTHR									
TRANSFERS									
NON-REVENUE RECEIPTS	390A								
REFUND & RECOVERY	3965								
TIF DEPOSIT/PROCEEDS	3971								
NON-REVENUE RECEIPTS									
BEGINNING CASH BALANCE	399A								
APPROPRIABLE FUND BALAN	3999	11,149			121,627			133790	133790

BEGINNING CASH BALANC		11,149			121,627			133790	133790
REVENUES		14,940	33		162,991	61474	37	179290	117816

CITY OF HATTIESBURG
REVENUE REPORT
ALL FUNDS
11 MONTHS ENDING 08/31/17

	OBJ/SUB		CURRENT ESTIMATED	CURRENT ACTUAL	CURRENT %REV	YEAR-TO-DATE ESTIMATED	YEAR-TO-DATE ACTUAL	YEAR-TO-DATE %REV	ANNUAL ESTIMATE	UNREALIZED BALANCE
REVENUES	200									
INTER-GOVERNMNTL REVENUE	230A									
FEDERAL GRANTS	230B									
CHARGES FOR SERVICES	280A									
SANITATION	2950									
LAGOON DUMPING	2955		2,083	3280	157	22,727	23050	101	25000	1950
SANITATION			2,083	3280	157	22,727	23050	101	25000	1950
CHARGES FOR SERVICES			2,083	3280	157	22,727	23050	101	25000	1950
MISCELLANEOUS	340A									
INTEREST EARNINGS	3400									
CERTIFICATES OF DEPOSI	3402									
SAVINGS ACCOUNT/MMA	3405		208			2,273	4264	187	2500	1764-
OTHER INTEREST-MMA	3407									
INTEREST EARNINGS			208			2,273	4264	187	2500	1764-
RENTS AND ROYALTIES	3410									
EQUIPMENT	3419									
RENTS AND ROYALTIES										
MISCELLANEOUS			208			2,273	4264	187	2500	1764-
ENTERPRISE ACCOUNTS	360A									
TAPS	3610									
SEWERAGE TREATMENT	3720									
METER RELOCATION	3730									
MISCELLANEOUS	3790									
ENTERPRISE ACCOUNTS										
TRANSFERS	380A									
TRANSFERS FROM OTHR FND	3800									
T/F WATER & SEWER B&I	3800	10								
T/F WATER & SEWER	3800	11	779,166	779167	100	8,500,000	8570833	100	9350000	779167
T/F CUSTOMER METER	3800	24								
T/F W&S CONSTR	3800	75	52,083			568,182			625000	625000
TRANSFERS FROM OTHR			831,250	779167	93	9,068,182	8570833	94	9975000	1404167
TRANSFERS			831,250	779167	93	9,068,182	8570833	94	9975000	1404167
NON-REVENUE RECEIPTS	390A									
SALE OF EQUIPMENT	3940									
SALE OF SCRAP MATERIAL	3943						9058			9058-
SALE OF MISC. ITEMS	3945									
INSURANCE REIMB-STORM	3962		20,833			227,273			250000	250000
REFUND & RECOVERY	3965						102			102-

RECOVERY OF DAMAGE CLAI	3967								
CAPITAL LEASE PROCEEDS	3970								
NON-REVENUE RECEIPTS		20,833			227,273	9160	4	250000	240840
BEGINNING CASH BALANCE	399A								
APPROPRIABLE FUND BALAN	3999	135,581			1,479,074			1626981	1626981
BEGINNING CASH BALANC		135,581			1,479,074			1626981	1626981
REVENUES		989,956	782446	79	10,799,528	8607307	79	11879481	3272174

CITY OF HATTIESBURG
REVENUE REPORT
ALL FUNDS
11 MONTHS ENDING 08/31/17

	OBJ/SUB		CURRENT ESTIMATED	CURRENT ACTUAL	CURRENT %REV	YEAR-TO-DATE ESTIMATED	YEAR-TO-DATE ACTUAL	YEAR-TO-DATE %REV	ANNUAL ESTIMATE	UNREALIZED BALANCE
REVENUES	200									
MISCELLANEOUS	340A									
INTEREST EARNINGS	3400									
CERTIFICATES OF DEPOSI	3402									
SAVINGS ACCOUNT/MMA	3405			1889			9427			9427-
OTHER INTEREST-MMA	3407			763			3736			3736-
TREASURY NOTES	3409									
INTEREST EARNINGS				2652			13163			13163-
MISCELLANEOUS				2652			13163			13163-
TRANSFERS	380A									
TRANSFERS FROM OTHR FND	3800									
T/F '13 W&S BOND CONST	3800	105								
T/F WATER & SEWER '06	3800	11A	20,833			227,273	250000	109	250000	
T/F WATER & SEWER '12	3800	11B	72,083	72083	100	786,364	792917	100	865000	72083
T/F WATER & SEWER '13	3800	11C	104,583	104583	100	1,140,909	1150417	100	1255000	104583
T/F WATER & SEWER '16	3800	11D		17637			2913363			2913363-
T/F '10 W&S GO BONDS	3800	11GO	20,000	20000	100	218,182	220000	100	240000	20000
T/F WTR/SWR(METER GO)	3800	11M	53,333	42963	80	581,818	597037	102	640000	42963
T/F W&S '16 REF BOND	3800	11REF	104,166	187500	180	1,136,364	1062500	93	1250000	187500
T/F W&S B&I USA YEAST	3800	15								
T/F W & S CONTINGENCY	3800	17	244,250			2,664,545			2931000	2931000
T/F W&S CONSTR	3800	75	333,333			3,636,364			4000000	4000000
T/F WATER METER PROJEC	3800	78								
T/F '12 W&S REV BOND C	3800	94								
T/F '10 W&S GO BONDS	3800	99								
TRANSFERS FROM OTHR			952,583	444767	46	10,391,818	6986233	67	11431000	4444767
TRANSFERS			952,583	444767	46	10,391,818	6986233	67	11431000	4444767
NON-REVENUE RECEIPTS	390A									
SALE OF BONDS	3910									
BOND PROCEEDS	3912									
BOND PREMIUM	3913									
ACCRUED INTEREST	3915									
REFUND & RECOVERY	3965						2			2-
SALE OF BONDS							2			2-
NON-REVENUE RECEIPTS							2			2-
BEGINNING CASH BALANCE	399A									
APPROPRIABLE FUND BALAN	3999		584,310			6,374,294			7011723	7011723

BEGINNING CASH BALANC		584,310			6,374,294			7011723	7011723
REVENUES		1,536,893	447419	29	16,766,112	6999398	41	18442723	11443325

CITY OF HATTIESBURG
REVENUE REPORT
ALL FUNDS
11 MONTHS ENDING 08/31/17

	OBJ/SUB		CURRENT ESTIMATED	CURRENT ACTUAL	CURRENT %REV	YEAR-TO-DATE ESTIMATED	YEAR-TO-DATE ACTUAL	YEAR-TO-DATE %REV	ANNUAL ESTIMATE	UNREALIZED BALANCE
REVENUES	200									
LICENSES, PERMITS & FEES	220A									
OTHER PERMITS & FEES	2230									
NSF CHECK FEE	2290		333	80	24	3,636	2080	57	4000	1920
OTHER PERMITS & FEES			333	80	24	3,636	2080	57	4000	1920
LICENSES, PERMITS & F			333	80	24	3,636	2080	57	4000	1920
MISCELLANEOUS	340A									
INTEREST EARNINGS	3400									
CERTIFICATES OF DEPOSI	3402									
SAVINGS ACCOUNT/MMA	3405		291	303	104	3,182	3786	118	3500	286-
INTEREST EARNINGS			291	303	104	3,182	3786	118	3500	286-
MISCELLANEOUS			291	303	104	3,182	3786	118	3500	286-
ENTERPRISE ACCOUNTS	360A									
METERED WATER SALES	3600		189,707			2,069,536			2276490	2276490
RESIDENTIAL WATER-NO T	3600	01	450,000	490230	108	4,909,091	5032732	102	5400000	367268
NON-RESIDENTIAL WATER	3600	011	83,333	174326	209	909,091	1683197	185	1000000	683197-
TAXABLE WATER SALES	3600	02	250,000	264732	105	2,727,273	2631966	96	3000000	368034
TAXABLE WATER-USA YEAS	3600	03	14,166	11311	79	154,545	126102	81	170000	43898
METERED WATER SALES			987,207	940600	95	10,769,536	9473997	87	11846490	2372493
WATER TAPS	3610		14,166	9758	68	154,545	132344	85	170000	37656
WATER TURN-ON FEE	3620		4,166	4840	116	45,455	46540	102	50000	3460
SEWER TAPS	3625		3,333	3300	99	36,364	23030	63	40000	16970
SEWER CHARGES	3630									
NON-RESIDENTIAL SEWER	3630	01	255,916	310402	121	2,791,818	3088291	110	3071000	17291-
RESIDENTIAL SEWER	3630	02	450,000	489007	108	4,909,091	5055652	102	5400000	344348
LAMAR PARK SEWER	3630	03	16,666	17452	104	181,818	176319	96	200000	23681
MARSHALL DURBIN SEWER	3630	04	37,500	32925	87	409,091	479829	117	450000	29829-
PETAL SEWER	3630	05	37,500	41122	109	409,091	425303	103	450000	24697
HERCULES	3630	06	166			1,818	49	2	2000	1951
PBRSWMA-LEACHATE	3630	07	291	338	116	3,182	3529	110	3500	29-
ZEON CHEMICALS	3630	08	2,083	6415	307	22,727	23341	102	25000	1659
USA YEAST SEWER	3630	09	29,166	15659	53	318,182	186444	58	350000	163556
DAIRY FRESH SEWER	3630	10	6,250	18071	289	68,182	101020	148	75000	26020-
OTHER SPEC SWR CONTRAC	3630	11	7,500			81,818			90000	90000
SEWER CHARGES			843,041	931391	110	9,196,818	9539776	103	10116500	576724
SEWERAGE TREATMENT	3720									
ENTERPRISE ACCOUNTS			1,851,915	1889888	102	20,202,718	19215687	95	22222990	3007303
NON-REVENUE RECEIPTS	390A									
REFUND & RECOVERY	3965						152			152-

NON-REVENUE RECEIPTS						152			152-
BEGINNING CASH BALANCE	399A								
APPROPRIABLE FUND BALAN	3999								
BEGINNING CASH BALANC									
REVENUES		1,852,540	1890271	102	20,209,536	19221706	95	22230490	3008784

CITY OF HATTIESBURG
REVENUE REPORT
ALL FUNDS
11 MONTHS ENDING 08/31/17

	OBJ/SUB	CURRENT ESTIMATED	CURRENT ACTUAL	CURRENT %REV	YEAR-TO-DATE ESTIMATED	YEAR-TO-DATE ACTUAL	YEAR-TO-DATE %REV	ANNUAL ESTIMATE	UNREALIZED BALANCE
REVENUES	200								
INTER-GOVERNMNTL REVENUE	230A								
CITY/COUNTY-SHARED REVEN	270B								
FORREST CTY	2705								
CITY/COUNTY-SHARED RE									
MISCELLANEOUS	340A								
INTEREST EARNINGS	3400								
CERTIFICATES OF DEPOSI	3402								
SAVINGS ACCOUNT/MMA	3405		1			9			9-
OTHER INTEREST	3407								
TREASURY NOTES	3409								
INTEREST EARNINGS			1			9			9-
MISCELLANEOUS			1			9			9-
TRANSFERS	380A								
TRANSFERS FROM OTHR FND	3800								
T/F '99 TAX INCRE CONS	3800 103								
T/F TAX COLLECTORS-GPT	3800 27								
TRANSFERS FROM OTHR									
TRANSFERS									
NON-REVENUE RECEIPTS	390A								
REFUND & RECOVERY	3965								
NON-REVENUE RECEIPTS									
BEGINNING CASH BALANCE	399A								
APPROPRIABLE FUND BALAN	3999								
BEGINNING CASH BALANC									
REVENUES			1			9			9-

CITY OF HATTIESBURG
REVENUE REPORT
ALL FUNDS
11 MONTHS ENDING 08/31/17

	OBJ/SUB		CURRENT ESTIMATED	CURRENT ACTUAL	CURRENT %REV	YEAR-TO-DATE ESTIMATED	YEAR-TO-DATE ACTUAL	YEAR-TO-DATE %REV	ANNUAL ESTIMATE	UNREALIZED BALANCE
REVENUES	200									
INTER-GOVERNMNTL REVENUE	230A									
CITY/COUNTY-SHARED REVEN	270B									
PROPERTY TAX DISTR-SUNB	2728									
KOHLER DEBT.SER-FORREST	2730		434			4,736	5210	110	5210	
CITY/COUNTY-SHARED RE			434			4,736	5210	110	5210	
MISCELLANEOUS	340A									
INTEREST EARNINGS	3400									
CERTIFICATES OF DEPOSI	3402									
SAVINGS ACCOUNT/MMA	3405		125	2844	2275	1,364	15521	1137	1500	14021-
OTHER INTEREST-MMA	3407									
TREASURY NOTES	3409									
INTEREST EARNINGS			125	2844	2275	1,364	15521	1137	1500	14021-
RENTS AND ROYALTIES	3410									
BUILDING	3412									
KOHLER	3412	17								
ABILITYWORKS INC(ALLI	3412	19								
OTHER BLDG. RENT	3412	99								
BUILDING										
RENTS AND ROYALTIES										
MISCELLANEOUS			125	2844	2275	1,364	15521	1137	1500	14021-
TRANSFERS	380A									
TRANSFERS FROM OTHR FND	3800									
T/F GENERAL FUND	3800	01								
T/F SPEC.SALES TAX	3800	107	10,426			113,745			125120	125120
T/F TAX COLLECTORS-GPT	3800	27	224,250	42809	19	2,446,364	2988351	122	2691000	297351-
T/F INDUSTRIAL PARK DE	3800	87								
T/F IND.PARK (KOHLER)	3800	87K	22,850			249,282	274211	110	274210	1-
T/F IND.PARK (SUNBEAM)	3800	87S								
T/F D/T LIGHTING	3800	90								
T/F MDB CAPITAL PROJEC	3800	96								
TRANSFERS FROM OTHR			257,527	42809	16	2,809,391	3262562	116	3090330	172232-
TRANSFERS			257,527	42809	16	2,809,391	3262562	116	3090330	172232-
NON-REVENUE RECEIPTS	390A									
SALE OF BONDS	3910									
SALE OF BONDS	3912									
BOND PREMIUM	3913									
ACCRUED INT-RFDG BONDS	3915									

SALE OF BONDS									
SALE OF REAL ESTATE-SAC	3920	17,969			196,027	214350	109	215630	1280
REFUND & RECOVERY	3965								
NON-REVENUE RECEIPTS		17,969			196,027	214350	109	215630	1280
BEGINNING CASH BALANCE	399A								
APPROPRIABLE FUND BALAN	3999	298,762			3,259,225			3585148	3585148
BEGINNING CASH BALANC		298,762			3,259,225			3585148	3585148
REVENUES		574,818	45653	7	6,270,744	3497642	55	6897818	3400176

CITY OF HATTIESBURG
REVENUE REPORT
ALL FUNDS
11 MONTHS ENDING 08/31/17

	OBJ/SUB	CURRENT ESTIMATED	CURRENT ACTUAL	CURRENT %REV	YEAR-TO-DATE ESTIMATED	YEAR-TO-DATE ACTUAL	YEAR-TO-DATE %REV	ANNUAL ESTIMATE	UNREALIZED BALANCE
REVENUES	200								
TRANSFERS	380A								
TRANSFERS FROM OTHR FND	3800								
T/F TAX COLLECTORS-GPT	3800 27		224609			16222585			16222585-
T/F TAX COLL-GPT-'88 B	3800 27SB		29175			2112531			2112531-
TRANSFERS FROM OTHR			253783			18335115			18335115-
TRANSFERS			253783			18335115			18335115-
REVENUES			253783			18335115			18335115-

CITY OF HATTIESBURG
REVENUE REPORT
ALL FUNDS
11 MONTHS ENDING 08/31/17

	OBJ/SUB	CURRENT ESTIMATED	CURRENT ACTUAL	CURRENT %REV	YEAR-TO-DATE ESTIMATED	YEAR-TO-DATE ACTUAL	YEAR-TO-DATE %REV	ANNUAL ESTIMATE	UNREALIZED BALANCE
REVENUES	200								
MISCELLANEOUS	340A								
INTEREST EARNINGS	3400								
CERTIFICATES OF DEPOSI	3402								
SAVINGS ACCOUNT/MMA	3405								
OTHER INTEREST-MMA	3407								
TREASURY NOTES	3409								
INTEREST EARNINGS									
MISCELLANEOUS									
TRANSFERS	380A								
TRANSFERS FROM OTHR FND	3800								
T/F 2002 USA YEAST PRO	3800 106								
T/F WATER & SEWER	3800 11								
TRANSFERS FROM OTHR									
TRANSFERS									
NON-REVENUE RECEIPTS	390A								
SALE OF BONDS	3910								
BOND PREMIUM	3913								
ACCRUED INT-'02 W&S BO	3915								
SALE OF BONDS									
REFUND & RECOVERY	3965								
NON-REVENUE RECEIPTS									
BEGINNING CASH BALANCE	399A								
APPROPRIABLE FUND BALAN	3999								
BEGINNING CASH BALANC									
REVENUES									

CITY OF HATTIESBURG
REVENUE REPORT
ALL FUNDS
11 MONTHS ENDING 08/31/17

	OBJ/SUB	CURRENT ESTIMATED	CURRENT ACTUAL	CURRENT %REV	YEAR-TO-DATE ESTIMATED	YEAR-TO-DATE ACTUAL	YEAR-TO-DATE %REV	ANNUAL ESTIMATE	UNREALIZED BALANCE
REVENUES	200								
MISCELLANEOUS	340A								
INTEREST EARNINGS	3400								
SAVINGS ACCOUNT/MMA	3405								
INTEREST EARNINGS									
P&FD&R EMPLOYEE CONTRIB	3470		424			5012			5012-
MISCELLANEOUS			424			5012			5012-
TRANSFERS	380A								
TRANSFERS FROM OTHR FND	3800								
T/F TAX COLLECTORS-GPT	3800 27		18135			1267943			1267943-
TRANSFERS FROM OTHR			18135			1267943			1267943-
TRANSFERS			18135			1267943			1267943-
NON-REVENUE RECEIPTS	390A								
REFUND & RECOVERY	3965								
NON-REVENUE RECEIPTS									
BEGINNING CASH BALANCE	399A								
APPROPRIABLE FUND BALAN	3999								
BEGINNING CASH BALANC									
REVENUES			18559			1272956			1272956-

CITY OF HATTIESBURG
REVENUE REPORT
ALL FUNDS
11 MONTHS ENDING 08/31/17

	OBJ/SUB	CURRENT ESTIMATED	CURRENT ACTUAL	CURRENT %REV	YEAR-TO-DATE ESTIMATED	YEAR-TO-DATE ACTUAL	YEAR-TO-DATE %REV	ANNUAL ESTIMATE	UNREALIZED BALANCE
REVENUES	200								
INTER-GOVERNMNTL REVENUE	230A								
FEDERAL GRANTS	230B								
JUST.-TREAS(ATF)	2306								
JUST.-HURRICANE RELIEF(	2308								
FEDERAL GRANTS									
STATE GRANTS	250B								
CRIME PREVENTION PROGRA	2516								
PR VOTECH TRAINING	2517								
ATT'Y GEN./TOBACCO REVE	2525								
STATE GRANTS									
CHARGES FOR SERVICES	280A								
PUBLIC SAFETY	2850								
K-9 TRAINING	2872								
BAD CHECK PROC. FEES	2875					1037			1037-
DISPATCHER TRNG. FEES	2890								
SWORN TRNG FEES	2891								
NON-SWORN TRNG FEES	2892								
METRO CRIME SCENE FEES	2895								
METRO CRIME SCENE-LAM	2895 01								
METRO CRIME SCENE-PET	2895 02								
METRO CRIME SCENE-FOR	2895 03								
METRO CRIME SCENE-PER	2895 04								
METRO CRIME SCENE F									
PUBLIC SAFETY						1037			1037-
CHARGES FOR SERVICES						1037			1037-
FINES AND FORFEITS	330A								
DARE CITY COURT COSTS	3321		1384			13643			13643-
NARC.FORFEITURES-POLICE	3323					18588			18588-
FORF-FED(TREAS/IRS/ATF)	3324								
FORF-FED(JUSTICE/DEA)	3326					86895			86895-
FINES AND FORFEITS			1384			119125			119125-
MISCELLANEOUS	340A								
INTEREST EARNINGS	3400								
SAVINGS ACCOUNT/MMA	3405		19			182			182-
INTEREST EARNINGS			19			182			182-
CONTRIBUTIONS-PUBLIC	3450								
CONTRIB-LAMAR CNTY	3451								
CONTRIB-USM	3452								

CONTRIB-PETAL	3453								
CONTRIB-METRO CRIME ST	3454								
CONTRIBUTIONS-FORREST	3455								
CONTRIBUTIONS-OTHER	3459								
CONTRIBUTIONS-PUBLIC									
CONTRIBUTIONS-PRIVATE	3460								
CONTRIB-D.A.R.E.	3461								
CONTRIB-OTHER	3469								
CONTRIBUTIONS-PRIVAT									
MISCELLANEOUS			19			182			182-
TRANSFERS	380A								
TRANSFERS FROM OTHR FND	3800								
T/F GENERAL FUND	3800	01							
TRANSFERS FROM OTHR									
TRANSFERS									
NON-REVENUE RECEIPTS	390A								
SALE OF EQUIPMENT	3940								
SALE OF CANINES	3946								
INSURANCE REIMB-STORM	3962								
REFUND & RECOVERY	3965								
NON-REVENUE RECEIPTS									
BEGINNING CASH BALANCE	399A								
APPROPRIABLE FUND BALAN	3999		29,188			318,420		350262	350262
BEGINNING CASH BALANC			29,188			318,420		350262	350262
REVENUES			29,188	1403	4	318,420	120344	37	350262	229918

CITY OF HATTIESBURG
REVENUE REPORT
ALL FUNDS
11 MONTHS ENDING 08/31/17

	OBJ/SUB		CURRENT ESTIMATED	CURRENT ACTUAL	CURRENT %REV	YEAR-TO-DATE ESTIMATED	YEAR-TO-DATE ACTUAL	YEAR-TO-DATE %REV	ANNUAL ESTIMATE	UNREALIZED BALANCE
REVENUES	200									
INTER-GOVERNMNTL REVENUE	230A									
CITY/COUNTY-SHARED REVEN	270B									
FORREST CTY	2705		12,807			139,719	153691	110	153691	
CITY/COUNTY-SHARED RE			12,807			139,719	153691	110	153691	
MISCELLANEOUS	340A									
INTEREST EARNINGS	3400									
CERTIFICATES OF DEPOSI	3402									
SAVINGS ACCOUNT/MMA	3405			6			59			59-
OTHER INTEREST	3407									
TREASURY NOTES	3409									
INTEREST EARNINGS				6			59			59-
MISCELLANEOUS				6			59			59-
TRANSFERS	380A									
TRANSFERS FROM OTHR FND	3800									
T/F TAX COLLECTORS-GPT	3800	27	12,807	100000	780	139,719	153700	110	153691	9-
T/F '02 TIF CONSTR-SO.	3800	88								
T/F '14 TIF CONSTR-SO.	3800	91								
TRANSFERS FROM OTHR			12,807	100000	780	139,719	153700	110	153691	9-
TRANSFERS			12,807	100000	780	139,719	153700	110	153691	9-
NON-REVENUE RECEIPTS	390A									
REFUND & RECOVERY	3965									
NON-REVENUE RECEIPTS										
BEGINNING CASH BALANCE	399A									
APPROPRIABLE FUND BALAN	3999		16,582			180,905			198995	198995
BEGINNING CASH BALANC			16,582			180,905			198995	198995
REVENUES			42,198	100006	236	460,343	307450	66	506377	198927

CITY OF HATTIESBURG
REVENUE REPORT
ALL FUNDS
11 MONTHS ENDING 08/31/17

	OBJ/SUB	CURRENT ESTIMATED	CURRENT ACTUAL	CURRENT %REV	YEAR-TO-DATE ESTIMATED	YEAR-TO-DATE ACTUAL	YEAR-TO-DATE %REV	ANNUAL ESTIMATE	UNREALIZED BALANCE
REVENUES	200								
INTER-GOVERNMNTL REVENUE	230A								
CITY/COUNTY-SHARED REVEN	270B								
LAMAR CTY	2708								
CITY/COUNTY-SHARED RE									
MISCELLANEOUS	340A								
INTEREST EARNINGS	3400								
CERTIFICATES OF DEPOSI	3402								
SAVINGS ACCOUNT/MMA	3405		43			244			244-
OTHER INTEREST	3407								
TREASURY NOTES	3409								
INTEREST EARNINGS			43			244			244-
MISCELLANEOUS			43			244			244-
TRANSFERS	380A								
TRANSFERS FROM OTHR FND	3800								
T/F TAX COLLECTORS-GPT	3800 27								
T/F '04 TIF CONSTR-HOM	3800 89								
TRANSFERS FROM OTHR									
TRANSFERS									
NON-REVENUE RECEIPTS	390A								
REFUND & RECOVERY	3965								
NON-REVENUE RECEIPTS									
BEGINNING CASH BALANCE	399A								
APPROPRIABLE FUND BALAN	3999								
BEGINNING CASH BALANC									
REVENUES			43			244			244-

022022 - 2003 TIF B&I-C/S REVENUES

CITY OF HATTIESBURG
REVENUE REPORT
ALL FUNDS
11 MONTHS ENDING 08/31/17

9/03/17

	OBJ/SUB	CURRENT ESTIMATED	CURRENT ACTUAL	CURRENT %REV	YEAR-TO-DATE ESTIMATED	YEAR-TO-DATE ACTUAL	YEAR-TO-DATE %REV	ANNUAL ESTIMATE	UNREALIZED BALANCE
REVENUES	200								
MISCELLANEOUS	340A								
INTEREST EARNINGS	3400								
CERTIFICATES OF DEPOSI	3402								
SAVINGS ACCOUNT/MMA	3405	6	33	550	68	245	360	75	170-
OTHER INTEREST	3407								
TREASURY NOTES	3409								
INTEREST EARNINGS		6	33	550	68	245	360	75	170-
MISCELLANEOUS		6	33	550	68	245	360	75	170-
TRANSFERS	380A								
TRANSFERS FROM OTHR FND	3800								
T/F GENERAL FUND	3800 01								
T/F TAX COLLECTORS-GPT	3800 27	23,510	282127	1200	256,479	282127	110	282127	
T/F 2003 TIF CONST-CHA	3800 90								
TRANSFERS FROM OTHR		23,510	282127	1200	256,479	282127	110	282127	
TRANSFERS		23,510	282127	1200	256,479	282127	110	282127	
NON-REVENUE RECEIPTS	390A								
REFUND & RECOVERY	3965								
NON-REVENUE RECEIPTS									
BEGINNING CASH BALANCE	399A								
APPROPRIABLE FUND BALAN	3999	8,875			96,823			106505	106505
BEGINNING CASH BALANC		8,875			96,823			106505	106505
REVENUES		32,392	282160	871	353,370	282373	79	388707	106334

CITY OF HATTIESBURG
REVENUE REPORT
ALL FUNDS
11 MONTHS ENDING 08/31/17

	OBJ/SUB	CURRENT ESTIMATED	CURRENT ACTUAL	CURRENT %REV	YEAR-TO-DATE ESTIMATED	YEAR-TO-DATE ACTUAL	YEAR-TO-DATE %REV	ANNUAL ESTIMATE	UNREALIZED BALANCE
REVENUES	200								
INTER-GOVERNMNTL REVENUE	230A								
CITY/COUNTY-SHARED REVEN	270B								
LAMAR CTY	2708	9,318			101,655	111821	110	111821	
CITY/COUNTY-SHARED RE		9,318			101,655	111821	110	111821	
MISCELLANEOUS	340A								
INTEREST EARNINGS	3400								
CERTIFICATES OF DEPOSI	3402								
SAVINGS ACCOUNT/MMA	3405	9	239	2655	105	402	382	115	287-
OTHER INTEREST	3407								
TREASURY NOTES	3409								
INTEREST EARNINGS		9	239	2655	105	402	382	115	287-
MISCELLANEOUS		9	239	2655	105	402	382	115	287-
TRANSFERS	380A								
TRANSFERS FROM OTHR FND	3800								
T/F TAX COLLECTORS-GPT	3800 27	32,668			356,385	450000	126	392024	57976-
T/F 2007 TIF CONST-TUR	3800 91								
TRANSFERS FROM OTHR		32,668			356,385	450000	126	392024	57976-
TRANSFERS		32,668			356,385	450000	126	392024	57976-
NON-REVENUE RECEIPTS	390A								
REFUND & RECOVERY	3965								
NON-REVENUE RECEIPTS									
BEGINNING CASH BALANCE	399A								
APPROPRIABLE FUND BALAN	3999	877			9,573			10530	10530
BEGINNING CASH BALANC		877			9,573			10530	10530
REVENUES		42,874	239		467,718	562223	120	514490	47733-

CITY OF HATTIESBURG
REVENUE REPORT
ALL FUNDS
11 MONTHS ENDING 08/31/17

	OBJ/SUB		CURRENT ESTIMATED	CURRENT ACTUAL	CURRENT %REV	YEAR-TO-DATE ESTIMATED	YEAR-TO-DATE ACTUAL	YEAR-TO-DATE %REV	ANNUAL ESTIMATE	UNREALIZED BALANCE
REVENUES	200									
INTER-GOVERNMNTL REVENUE	230A									
CITY/COUNTY-SHARED REVEN	270B									
LAMAR CTY	2708									
CITY/COUNTY-SHARED RE										
MISCELLANEOUS	340A									
INTEREST EARNINGS	3400									
CERTIFICATES OF DEPOSI	3402									
SAVINGS ACCOUNT/MMA	3405			28			203			203-
OTHER INTEREST	3407									
TREASURY NOTES	3409									
INTEREST EARNINGS				28			203			203-
MISCELLANEOUS				28			203			203-
TRANSFERS	380A									
TRANSFERS FROM OTHR FND	3800									
T/F TAX COLLECTORS-GPT	3800	27	6,546			71,411			78552	78552
T/F 2008 TIF CONST-L/C	3800	90								
TRANSFERS FROM OTHR			6,546			71,411			78552	78552
TRANSFERS			6,546			71,411			78552	78552
NON-REVENUE RECEIPTS	390A									
REFUND & RECOVERY	3965									
NON-REVENUE RECEIPTS										
BEGINNING CASH BALANCE	399A									
APPROPRIABLE FUND BALAN	3999		8,152			88,937			97831	97831
BEGINNING CASH BALANC			8,152			88,937			97831	97831
REVENUES			14,698	28		160,348	203		176383	176181

CITY OF HATTIESBURG
REVENUE REPORT
ALL FUNDS
11 MONTHS ENDING 08/31/17

	OBJ/SUB		CURRENT ESTIMATED	CURRENT ACTUAL	CURRENT %REV	YEAR-TO-DATE ESTIMATED	YEAR-TO-DATE ACTUAL	YEAR-TO-DATE %REV	ANNUAL ESTIMATE	UNREALIZED BALANCE
REVENUES	200									
INTER-GOVERNMNTL REVENUE	230A									
CITY/COUNTY-SHARED REVEN	270B									
LAMAR CTY	2708		2,610			28,477	31325	110	31325	
CITY/COUNTY-SHARED RE			2,610			28,477	31325	110	31325	
MISCELLANEOUS	340A									
INTEREST EARNINGS	3400									
CERTIFICATES OF DEPOSI	3402									
SAVINGS ACCOUNT/MMA	3405			19			133			133-
OTHER INTEREST	3407									
TREASURY NOTES	3409									
INTEREST EARNINGS				19			133			133-
MISCELLANEOUS				19			133			133-
TRANSFERS	380A									
TRANSFERS FROM OTHR FND	3800									
T/F TAX COLLECTORS-GPT	3800	27	5,377	64530	1200	58,664	114530	195	64530	50000-
T/F 2011 TIF CONST-KOH	3800	91								
TRANSFERS FROM OTHR			5,377	64530	1200	58,664	114530	195	64530	50000-
TRANSFERS			5,377	64530	1200	58,664	114530	195	64530	50000-
NON-REVENUE RECEIPTS	390A									
REFUND & RECOVERY	3965									
APPROPRIABLE FUND BALAN	3999		928			10,130			11143	11143
NON-REVENUE RECEIPTS			928			10,130			11143	11143
REVENUES			8,916	64550	723	97,271	145989	150	106998	38991-

CITY OF HATTIESBURG
REVENUE REPORT
ALL FUNDS
11 MONTHS ENDING 08/31/17

	OBJ/SUB		CURRENT ESTIMATED	CURRENT ACTUAL	CURRENT %REV	YEAR-TO-DATE ESTIMATED	YEAR-TO-DATE ACTUAL	YEAR-TO-DATE %REV	ANNUAL ESTIMATE	UNREALIZED BALANCE
REVENUES	200									
INTER-GOVERNMNTL REVENUE	230A									
CITY/COUNTY-SHARED REVEN	270B									
FORREST CTY	2705		15,264	183175	1200	166,523	183175	109	183175	
LAMAR CTY	2708									
CITY/COUNTY-SHARED RE			15,264	183175	1200	166,523	183175	109	183175	
MISCELLANEOUS	340A									
INTEREST EARNINGS	3400									
CERTIFICATES OF DEPOSI	3402									
SAVINGS ACCOUNT/MMA	3405			6			501			501-
OTHER INTEREST	3407									
TREASURY NOTES	3409									
INTEREST EARNINGS				6			501			501-
MISCELLANEOUS				6			501			501-
TRANSFERS	380A									
TRANSFERS FROM OTHR FND	3800									
T/F TAX COLLECTORS-GPT	3800	27	12,708	150000	1180	138,641	153000	110	152505	495-
T/F 2016 TIF CONST-WHI	3800	91	11,672			127,337	140071	110	140071	
TRANSFERS FROM OTHR			24,381	150000	615	265,978	293071	110	292576	495-
TRANSFERS			24,381	150000	615	265,978	293071	110	292576	495-
NON-REVENUE RECEIPTS	390A									
REFUND & RECOVERY	3965						1			1-
NON-REVENUE RECEIPTS							1			1-
BEGINNING CASH BALANCE	399A									
APPROPRIABLE FUND BALAN	3999									
BEGINNING CASH BALANC										
REVENUES			39,645	333181	840	432,501	476748	110	475751	997-

CITY OF HATTIESBURG
REVENUE REPORT
ALL FUNDS
11 MONTHS ENDING 08/31/17

	OBJ/SUB		CURRENT ESTIMATED	CURRENT ACTUAL	CURRENT %REV	YEAR-TO-DATE ESTIMATED	YEAR-TO-DATE ACTUAL	YEAR-TO-DATE %REV	ANNUAL ESTIMATE	UNREALIZED BALANCE
REVENUES	200									
GENERAL PROPERTY TAXES	200A									
CURRENT YEAR TAXES	2000									
REALTY	2001									
REALTY-CITY	2001	CITY		115914			13654173			13654173-
REALTY-O/S SCHOOL DIS	2001	OSD								
REALTY-SCHOOL	2001	SCHL		107560			11299347			11299347-
REALTY-W/I SCHOOL DIS	2001	WSD								
REALTY				223474			24953520			24953520-
HOMESTEAD LOSS	2005			3194-			262270-			262270
EXEMPT-TAX LOSS REIMB.	2006						238170			238170-
PERSONALTY-AUTO/RAILRO	2010									
PRSNLTY AUTO-CITY	2010	CITY		151331			1674406			1674406-
PRSNLTY AUTO-O/S SCHO	2010	OSD								
PRSNLTY RR-O/S SCHOOL	2010	OSDRR								
PRSNLTY AUTO-SCHOOL	2010	SCHL		131639			1515936			1515936-
PRSNLTY AUTO-W/I SCHO	2010	WSD								
PERSONALTY-AUTO/RAI				282970			3190343			3190343-
PERSONALTY	2020									
PERSONALTY-CITY	2020	CITY		31642			5435792			5435792-
PERSONALTY-O/S SCHOOL	2020	OSD								
PERSONALTY-SCHOOL	2020	SCHL		12042			5676319			5676319-
PERSONALTY-W/I SCHOOL	2020	WSD								
PERSONALTY				43684			11112111			11112111-
RENTAL VEHICLES	2026									
RENTAL VEHICLES-GENER	2026	GEN					87009			87009-
RENTAL VEHICLES							87009			87009-
CURRENT YEAR TAXES				546934			39318884			39318884-
PRIOR YEAR TAXES	2030									
NON-EXEMPT REALTY P/Y	2031			1916-			16097			16097-
EXEMPT REALTY P/Y	2035			1123			5197			5197-
PERSONALTY-AUTO P/Y	2040			4061			182160			182160-
PERSONALTY-RAIL CAR P/	2045						24019			24019-
PERSONALTY P/Y	2050			6334			28864			28864-
PRIOR YEAR TAXES				9602			256337			256337-
GENERAL PROPERTY TAXE				556536			39575221			39575221-
TAXES-OTHER	206A									
INT/PENALTY ON DEL. TAX	2100			68956			259828			259828-
EXCESS BID-PROP. TAXES	2110									

TAXES-OTHER			68956			259828			259828-
LICENSES, PERMITS & FEES	220A								
OTHER PERMITS & FEES	2230								
CITY CLERK FEES	2232								
OTHER PERMITS & FEES									
LICENSES, PERMITS & F									
MISCELLANEOUS	340A								
INTEREST EARNINGS	3400								
CERTIFICATES OF DEPOSI	3402								
SAVINGS ACCOUNT/MMA	3405		52			3896			3896-
TREASURY NOTES	3409								
INTEREST EARNINGS			52			3896			3896-
MISCELLANEOUS			52			3896			3896-
NON-REVENUE RECEIPTS	390A								
REFUND & RECOVERY	3965								
NON-REVENUE RECEIPTS									
REVENUES			625544			39838945			39838945-

CITY OF HATTIESBURG
REVENUE REPORT
ALL FUNDS
11 MONTHS ENDING 08/31/17

	OBJ/SUB		CURRENT ESTIMATED	CURRENT ACTUAL	CURRENT %REV	YEAR-TO-DATE ESTIMATED	YEAR-TO-DATE ACTUAL	YEAR-TO-DATE %REV	ANNUAL ESTIMATE	UNREALIZED BALANCE
REVENUES	200									
INTER-GOVERNMNTL REVENUE	230A									
CITY/COUNTY-SHARED REVEN	270B									
FORREST COUNTY	2705		2,932			31,994			35193	35193
LAMAR CTY	2708									
CITY/COUNTY-SHARED RE			2,932			31,994			35193	35193
MISCELLANEOUS	340A									
INTEREST EARNINGS	3400									
CERTIFICATES OF DEPOSI	3402									
SAVINGS ACCOUNT/MMA	3405			35			106			106-
OTHER INTEREST	3407									
TREASURY NOTES	3409									
INTEREST EARNINGS				35			106			106-
MISCELLANEOUS				35			106			106-
TRANSFERS	380A									
TRANSFERS FROM OTHR FND	3800									
T/F TAX COLLECTORS-GPT	3800	27	2,932	50000	1705	31,994	125000	390	35193	89807-
T/F 2016 TIF CONST-HBR	3800	91								
TRANSFERS FROM OTHR			2,932	50000	1705	31,994	125000	390	35193	89807-
TRANSFERS			2,932	50000	1705	31,994	125000	390	35193	89807-
NON-REVENUE RECEIPTS	390A									
BEGINNING CASH BALANCE	399A									
APPROPRIABLE FUND BALAN	3999									
BEGINNING CASH BALANC										
REVENUES			5,865	50035	853	63,987	125106	195	70386	54720-

CITY OF HATTIESBURG
REVENUE REPORT
ALL FUNDS
11 MONTHS ENDING 08/31/17

	OBJ/SUB		CURRENT ESTIMATED	CURRENT ACTUAL	CURRENT %REV	YEAR-TO-DATE ESTIMATED	YEAR-TO-DATE ACTUAL	YEAR-TO-DATE %REV	ANNUAL ESTIMATE	UNREALIZED BALANCE
REVENUES	200									
OTHER PERMITS & FEES	2230									
FLOWAGE FEE	2295									
OTHER PERMITS & FEES										
INTER-GOVERNMNTL REVENUE	230A									
FEDERAL GRANTS	230B									
FEDERAL AVIATION ADM.	2330		117,916			1,286,364	102404	7	1415000	1312596
FEDERAL GRANTS			117,916			1,286,364	102404	7	1415000	1312596
STATE GRANTS	250B									
MDOT-MULTIMODAL GRANT	2509									
AIRPORT GRANT	2540									
STATE GRANTS										
STATE-SHARED REVENUE	260B									
AIRPLANE REGISTRATION T	2655									
STATE-SHARED REVENUE										
CITY/COUNTY-SHARED REVEN	270B									
AIRPORT ASSIST-FORREST	2725									
CITY/COUNTY-SHARED RE										
MISCELLANEOUS	340A									
INTEREST EARNINGS	3400									
CERTIFICATES OF DEPOSI	3402									
SAVINGS ACCOUNT/MMA	3405						273			273-
INTEREST EARNINGS							273			273-
RENTS AND ROYALTIES	3410									
BUILDING	3412									
YORK INT/JOHNSON CONT	3412	12								
LORESCO INC	3412	13		100			1100			1100-
COCA COLA (1906 COMPA	3412	14								
H'BURG HANGER ASSN.	3412	18								
SOUTHEAST AVIATION SE	3412	21		1953			23698			23698-
SE AVIATION BLDG LAND	3412	22								
OTHER BLDG. RENT	3412	99								
BUILDING				2053			24798			24798-
MINERAL LEASE-AIRPORT	3418									
RENTS AND ROYALTIES				2053			24798			24798-
MISCELLANEOUS				2053			25071			25071-
TRANSFERS	380A									

TRANSFERS FROM OTHR FND	3800								
T/F GENERAL FUND	3800 01								
TRANSFERS FROM OTHR									
TRANSFERS									
NON-REVENUE RECEIPTS	390A								
SALE OF REAL ESTATE	3920								
SALE OF TIMBER	3923								
NON-REVENUE RECEIPTS									
BEGINNING CASH BALANCE	399A								
APPROPRIABLE FUND BALAN	3999	33,104			361,137			397251-	397251-
BEGINNING CASH BALANC		33,104			361,137			397251-	397251-
REVENUES		84,812	2053	2	925,226	127475	13	1017749	890274

CITY OF HATTIESBURG
REVENUE REPORT
ALL FUNDS
11 MONTHS ENDING 08/31/17

	OBJ/SUB		CURRENT ESTIMATED	CURRENT ACTUAL	CURRENT %REV	YEAR-TO-DATE ESTIMATED	YEAR-TO-DATE ACTUAL	YEAR-TO-DATE %REV	ANNUAL ESTIMATE	UNREALIZED BALANCE
REVENUES	200									
INTER-GOVERNMNTL REVENUE	230A									
CITY/COUNTY-SHARED REVEN	230B									
LAMAR COUNTY	2708		3,208			34,996	38496	110	38496	
CITY/COUNTY-SHARED RE			3,208			34,996	38496	110	38496	
MISCELLANEOUS	340A									
INTEREST EARNINGS	3400									
SAVINGS ACCOUNT/MMA	3405		16	64	400	182	251	137	200	51-
INTEREST EARNINGS			16	64	400	182	251	137	200	51-
MISCELLANEOUS			16	64	400	182	251	137	200	51-
TRANSFERS	380A									
TRANSFERS FROM OTHR FND	3800									
T/F TAX COLLECTORS-GPT	3800	27	10,750	25000	232	117,273	154000	131	129000	25000-
T/F TIF CONSTRUCTION	3800	91	5,085			55,473	61020	109	61020	
TRANSFERS FROM OTHR			15,835	25000	157	172,745	215020	124	190020	25000-
TRANSFERS			15,835	25000	157	172,745	215020	124	190020	25000-
NON-REVENUE RECEIPTS	390A									
SALE OF BONDS	3910									
BOND PROCEEDS	3912									
BOND PREMIUM	3913									
ACCRUED INTEREST	3915									
SALE OF BONDS										
NON-REVENUE RECEIPTS										
BEGINNING CASH BALANCE	399A									
APPROPRIABLE FUND BALAN	3999									
BEGINNING CASH BALANC										
REVENUES			19,059	25064	131	207,924	253767	122	228716	25051-

CITY OF HATTIESBURG
REVENUE REPORT
ALL FUNDS
11 MONTHS ENDING 08/31/17

	OBJ/SUB	CURRENT ESTIMATED	CURRENT ACTUAL	CURRENT %REV	YEAR-TO-DATE ESTIMATED	YEAR-TO-DATE ACTUAL	YEAR-TO-DATE %REV	ANNUAL ESTIMATE	UNREALIZED BALANCE
REVENUES	200								
INTER-GOVERNMNTL REVENUE	230A								
CITY/COUNTY SHARED REVEN	230B								
CITY/COUNTY-SHARED REVEN	270B								
FORREST CTY	2705	939	11277	1200	10,252	11277	109	11277	
CITY/COUNTY-SHARED RE		939	11277	1200	10,252	11277	109	11277	
MISCELLANEOUS	340A								
INTEREST EARNINGS	3400								
SAVINGS ACCOUNT/MMA	3405	4	17	425	45	72	160	50	22-
INTEREST EARNINGS		4	17	425	45	72	160	50	22-
MISCELLANEOUS		4	17	425	45	72	160	50	22-
TRANSFERS	380A								
TRANSFERS FROM OTHR FND	3800								
T/F TAX COLLECTORS-GPT	3800 27	939	20000	2129	10,252	40000	390	11277	28723-
T/F TIF CONSTRUCTION	3800 91	875			9,545	10500	110	10500	
TRANSFERS FROM OTHR		1,814	20000	1102	19,797	50500	255	21777	28723-
TRANSFERS		1,814	20000	1102	19,797	50500	255	21777	28723-
NON-REVENUE RECEIPTS	390A								
SALE OF BONDS	3910								
BOND PROCEEDS	3912								
BOND PREMIUM	3913								
ACCRUED INTEREST	3915								
SALE OF BONDS									
NON-REVENUE RECEIPTS									
BEGINNING CASH BALANCE	399A								
APPROPRIABLE FUND BALAN	3999								
BEGINNING CASH BALANC									
REVENUES		2,758	31294	1134	30,095	61849	205	33104	28745-

	OBJ/SUB		CURRENT ESTIMATED	CURRENT ACTUAL	CURRENT %REV	YEAR-TO-DATE ESTIMATED	YEAR-TO-DATE ACTUAL	YEAR-TO-DATE %REV	ANNUAL ESTIMATE	UNREALIZED BALANCE
REVENUES	200									
INTER-GOVERNMNTL REVENUE	230A									
FEDERAL GRANTS	230B									
FHWA-STORM RELATED	2323									
EDA GRANT-LAMAR BLVD	2333									
FEMA RELIEF	2337									
FEDERAL GRANTS										
STATE GRANTS	250B									
STATE BOND FDS	2501									
STATE BOND FDS/GORDON	2501	01								
STATE BOND FDS/GORDON	2501	02								
STATE BOND FDS/LLT EDW	2501	03								
STATE BOND FDS										
GORDON CRK PATH/PAT HAR	2502									
GORDON CRK SDWLKS/HBURG	2503			29,158			318,089		349898	349898
MDIP-HBRG CLINIC ACCESS	2530			34,499			376,357		413993	413993
WEATHERSBY ROAD	2533									
MDOT-MPO GRANT	2555									
MDOT-BONHOMIE/TATUM SI	2555	01								
MDOT-TRAFFIC SIGNALS	2555	02								
MDOT-NEW TARGET	2555	03								
MDOT-#1 HARDY ST WIDEN	2555	04								
MDOT-LLT-US 49 TO MAIN	2555	05		27,766			302,912	151368	49	333203	181835
MDOT-#2 HARDY ST WIDEN	2555	06								
MDOT-TRAF SIGNAL-SO.PO	2555	07								
MDOT-ARRA-PINE B'WAY T	2555	08								
MDOT-SIDEWALKS-SCHOOLS	2555	09						13568		13568-
MDOT-WESTERN BELTWAY	2555	10		4,500			49,091		54000	54000
MDOT-RAILROAD CROSSING	2555	11								
MDOT-FUTURE PROJECT	2555	12								
MDOT-B'WAY,MOBILE TE	2555	13		15,966			174,182	11571	6	191600	180029
MDOT-34TH AVE TE	2555	14		1,291			14,091	4733	33	15500	10767
MDOT-4TH ST PHASE I	2555	15								
MDOT-4TH ST PHASE II	2555	16		72,938			795,695			875264	875264
MDOT-MARTIN LUTHER KIN	2555	17								
MDOT-SIDEWALKS-HAWKINS	2555	18		16,541			180,455	40772	22	198500	157728
MDOT-SIDEWALKS-TUSCAN	2555	19		25,390			276,985			304684	304684
MDOT-LLT DEPOT TO CHAI	2555	20		43,197			471,248			518373	518373
MDOT-J ED TURNER BIKE	2555	21								
MDOT-MPO GRANT				207,593			2,264,658	222012	9	2491124	2269112
STATE GRANTS				271,251			2,959,105	222012	7	3255015	3033003
CITY/COUNTY-SHARED REVEN	270B									

FORREST - INFRAST. IMPR	2707									
PRO-RATA CTY RD TAX-FOR	2710		50,000	209645	419	545,455	768498	140	600000	168498-
PRO-RATA CTY RD TAX-LAM	2715		100,000	8165	8	1,090,909	775580	71	1200000	424420
MISCELLANEOUS GRANTS	2740									
CITY/COUNTY-SHARED RE			150,000	217810	145	1,636,364	1544078	94	1800000	255922
MISCELLANEOUS	340A									
INTEREST EARNINGS	3400									
CERTIFICATES OF DEPOSI	3402									
SAVINGS ACCOUNT/MMA	3405			74			6340			6340-
INTEREST EARNINGS				74			6340			6340-
CONTRIBUTIONS-PUBLIC	3450									
CONTRIB-LLT TO MUSEUM	3450	05								
CONTRIBUTIONS-FORREST	3455						3750			3750-
CONTRIB-RAILS TO TRAIL	3457		5,105			55,695	61264	109	61264	
CONTRIBUTIONS-PUBLIC			5,105			55,695	65014	116	61264	3750-
CONTRIBUTIONS-PRIVATE	3460									
CONTRIB-RAILROAD PROJE	3460	01								
CONTRIB-FGH	3460	02								
CONTRIB-H'BURG CLINIC	3460	03								
CONTRIB-CHAUVET SQ.PRO	3469									
CONTRIBUTIONS-PRIVAT										
MISCELLANEOUS			5,105	74	1	55,695	71354	128	61264	10090-
TRANSFERS	380A									
TRANSFERS FROM OTHR FND	3800									
T/F W & S CONSTRUCTION	3800	75								
T/F INDUSTRIAL PARK DE	3800	87								
TRANSFERS FROM OTHR										
TRANSFERS										
NON-REVENUE RECEIPTS	390A									
SALE OF TIMBER	3923									
REFUND & RECOVERY	3965		14,026			153,017	81040	52	168319	87279
REFUND-COST SHARING	3969									
CAPITAL LEASE PROCEEDS	3970									
NON-REVENUE RECEIPTS			14,026			153,017	81040	52	168319	87279
BEGINNING CASH BALANCE	399A									
APPROPRIABLE FUND BALAN	3999		200,948			2,192,165			2411381	2411381
BEGINNING CASH BALANC			200,948			2,192,165			2411381	2411381
REVENUES			641,331	217884	33	6,996,345	1918484	27	7695979	5777495

CITY OF HATTIESBURG
REVENUE REPORT
ALL FUNDS
11 MONTHS ENDING 08/31/17

	OBJ/SUB		CURRENT ESTIMATED	CURRENT ACTUAL	CURRENT %REV	YEAR-TO-DATE ESTIMATED	YEAR-TO-DATE ACTUAL	YEAR-TO-DATE %REV	ANNUAL ESTIMATE	UNREALIZED BALANCE
REVENUES	200									
INTER-GOVERNMNTL REVENUE	230A									
FEDERAL GRANTS	230B									
UMTA-MASS TRANS-OPER.C/	2340		43,577	37451	85	475,390	371194	78	522929	151735
UMTA-MASS TRANS-CAPTL.	2341		43,750			477,273	311554	65	525000	213446
UMTA-MASS TRANS-PLANNIN	2342									
UMTA-MASS TRANS-P/Y	2343									
UMTA-MASS TRANS-PREV.C/	2344		13,791	21228	153	150,455	145130	96	165500	20370
ARRA-MASS TRANS	2345									
JARC-MASS TRANS	2346		12,840			140,082	19599	13	154090	134491
TRANSIT FACILITY RENOV-	2347	01	41,037			447,685			492453	492453
TRANSIT FACILITY RENOV-	2347	02								
FEDERAL GRANTS			154,997	58679	37	1,690,884	847477	50	1859972	1012495
STATE GRANTS	250B									
MDOT GRANT(PLANNING/CAP	2555									
STATE GRANTS										
MISCELLANEOUS	340A									
INTEREST EARNINGS	3400									
CERTIFICATES OF DEPOSI	3402									
SAVINGS ACCOUNT/MMA	3405		8	167	2087	91	1155	1269	100	1055-
INTEREST EARNINGS			8	167	2087	91	1155	1269	100	1055-
MASS TRANSIT CHARGES	3520									
BUS FARES-FIXED ROUTES	3525		3,750	2894	77	40,909	30698	75	45000	14302
BUS FARES-DEMAND RES-D	3527									
ADVERTISING	3535		250	744	297	2,727	2429	89	3000	571
MISC. CHARGES & FEES	3540									
MASS TRANSIT CHARGES			4,000	3638	90	43,636	33127	75	48000	14873
MISCELLANEOUS			4,008	3804	94	43,727	34282	78	48100	13818
TRANSFERS	380A									
TRANSFERS FROM OTHR FND	3800									
T/F GENERAL FUND	3800	01	19,166			209,091	230000	109	230000	
T/F TAX COLLECTORS-GPT	3800	27	17,833	3028	16	194,545	211516	108	214000	2484
TRANSFERS FROM OTHR			37,000	3028	8	403,636	441516	109	444000	2484
TRANSFERS			37,000	3028	8	403,636	441516	109	444000	2484
NON-REVENUE RECEIPTS	390A									
SALE OF EQUIPMENT	3940									
SALE OF SCRAP MATERIAL	3943									
VENDING COMM./REFUNDS	3964									
REFUND & RECOVERY	3965									

RECOVERY OF DAMAGE CLAI	3967								
NON-REVENUE RECEIPTS									
BEGINNING CASH BALANCE	399A								
APPROPRIABLE FUND BALAN	3999	17,837			194,595			214054	214054
BEGINNING CASH BALANC		17,837			194,595			214054	214054
REVENUES		213,843	65511	30	2,332,842	1323275	56	2566126	1242851

CITY OF HATTIESBURG
REVENUE REPORT
ALL FUNDS
11 MONTHS ENDING 08/31/17

	OBJ/SUB		CURRENT ESTIMATED	CURRENT ACTUAL	CURRENT %REV	YEAR-TO-DATE ESTIMATED	YEAR-TO-DATE ACTUAL	YEAR-TO-DATE %REV	ANNUAL ESTIMATE	UNREALIZED BALANCE
REVENUES	200									
INTER-GOVERNMNTL REVENUE	230A									
FEDERAL GRANTS	230B									
CDBG-USA YEAST	2336									
FEMA RELIEF	2337									
CDBG-WIS PAK	2338									
CDBG-WATER PLANT 2 RENO	2339									
MDA DIP DEWS WTR LINES	2352	01								
MDA DIP LAMAR BLVD	2352	02								
US CORPS OF ENGR PROJEC	2354									
LAGOON AERATORS-DOE ARR	2357									
COUNTRY CLUB WATER-EPA	2358									
NRCS EROSION CONTROL GR	2512									
I.P.-HYBERPLASTIC-MDA G	2514									
FEDERAL GRANTS										
CITY/COUNTY-SHARED REVEN	270B									
FORREST CTY	2705									
PETAL	2737									
LAMAR PARK	2738									
CITY/COUNTY-SHARED RE										
MISCELLANEOUS	340A									
INTEREST EARNINGS	3400									
CERTIFICATES OF DEPOSI	3402									
SAVINGS ACCOUNT/MMA	3405		250	917	366	2,727	8005	293	3000	5005-
INTEREST EARNINGS			250	917	366	2,727	8005	293	3000	5005-
RENTS AND ROYALTIES	3410									
LAND	3411									
TRITELL COMMUNICATION	3411	12								
AT&T/CINGULAR(WTR WOR	3411	13								
SBA STRUCTURES (WM CA	3411	14	1,250	2852	228	13,636	16694	122	15000	1694-
CCATT HOLDINGS-WATER	3411	15	416	1344	323	4,545	39160	861	5000	34160-
AP WIRELESS INVESTMEN	3411	16	19,999			218,180	239998	110	239998	
LAND			21,666	4195	19	236,362	295852	125	259998	35854-
BUILDING	3412									
USM CELLULAR ONE RENT	3412	41								
TH INC MANAGEMENT(USM	3412	42								
VERIZON-USM WATER TAN	3412	43								
CELLULAR SOUTH(MULTI	3412	44								
BUILDING										
RENTS AND ROYALTIES			21,666	4195	19	236,362	295852	125	259998	35854-

CONTRIBUTIONS-PRIVATE	3460									
CONTRIB-USA YEAST SWR	3461									
CONTRIBUTIONS-PRIVAT										
MISCELLANEOUS			21,916	5113	23	239,089	303857	127	262998	40859-
TRANSFERS	380A									
TRANSFERS FROM OTHR FND	3800									
T/F GENERAL FUND	3800	01								
T/F WATER & SEWER O &	3800	09								
T/F WATER & SEWER B&I	3800	10								
T/F WATER & SEWER	3800	11	415,337	628811	151	4,530,959	5612866	123	4984055	628811-
T/F W & S CONTINGENCY	3800	17								
T/F COM.DEV.BLK.GRANT	3800	82								
T/F INDUSTRIAL PARK DE	3800	87								
TRANSFERS FROM OTHR			415,337	628811	151	4,530,959	5612866	123	4984055	628811-
TRANSFERS			415,337	628811	151	4,530,959	5612866	123	4984055	628811-
NON-REVENUE RECEIPTS	390A									
REFUND & RECOVERY	3965									
CAPITAL LEASE PROCEEDS	3970									
NOTE PROCEEDS	3975									
SRF LOAN PROCEEDS-#1	3980									
SRF LOAN PROCEEDS-#2	3985									
SRF LOAN PROCEEDS-#3	3987									
NON-REVENUE RECEIPTS										
BEGINNING CASH BALANCE	399A									
APPROPRIABLE FUND BALAN	3999		423,358			4,618,453			5080298	5080298
BEGINNING CASH BALANC			423,358			4,618,453			5080298	5080298
REVENUES			860,612	633924	73	9,388,501	5916723	63	10327351	4410628

CITY OF HATTIESBURG
REVENUE REPORT
ALL FUNDS
11 MONTHS ENDING 08/31/17

	OBJ/SUB	CURRENT ESTIMATED	CURRENT ACTUAL	CURRENT %REV	YEAR-TO-DATE ESTIMATED	YEAR-TO-DATE ACTUAL	YEAR-TO-DATE %REV	ANNUAL ESTIMATE	UNREALIZED BALANCE
REVENUES	200								
CHARGES FOR SERVICES	280A								
CULTURE AND RECREATION	3100								
SAENGER RESTORA/MAINT	3125								
SAENGER CONCESSIONS	3132								
GIFT SHOP CONCESSIONS	3135								
TCKT MASTER/IN-HOUSE P	3136								
MCNAIR REC CTR USE FE	3140	89			977	1200	122	1075	125-
SIGLER CENTER USE FEE	3141	337	525	155	3,686	4463	121	4055	408-
C.E.ROY/5TH ST.C.C.USE	3142	630	445	70	6,874	6147	89	7561	1415
JDS C.C. USE FEE	3143	688	1506	218	7,515	15707	209	8267	7440-
SAENGER THEATER USE FE	3144								
CULTURAL CTR USE FEE	3146	375	800	213	4,091	7500	183	4500	3000-
N R BURGER/6TH ST CC U	3148								
CULTURE AND RECREATI		2,121	3276	154	23,144	35017	151	25458	9559-
CHARGES FOR SERVICES		2,121	3276	154	23,144	35017	151	25458	9559-
MISCELLANEOUS	340A								
INTEREST EARNINGS	3400								
CERTIFICATES OF DEPOSI	3402								
SAVINGS ACCOUNT/MMA	3405	20	58	290	227	643	283	250	393-
INTEREST EARNINGS		20	58	290	227	643	283	250	393-
RENTS AND ROYALTIES	3410								
EQUIPMENT	3419								
RENTS AND ROYALTIES									
CONTRIBUTIONS-PUBLIC	3450								
CONTRIBUTIONS-FORREST	3455								
CONTRIBUTIONS-PUBLIC									
CONTRIBUTIONS-PRIVATE	3460								
MISCELLANEOUS		20	58	290	227	643	283	250	393-
TRANSFERS	380A								
TRANSFERS FROM OTHR FND	3800								
T/F GENERAL FUND	3800 01	82,500	490000	593	900,000	990000	110	990000	
TRANSFERS FROM OTHR		82,500	490000	593	900,000	990000	110	990000	
TRANSFERS		82,500	490000	593	900,000	990000	110	990000	
NON-REVENUE RECEIPTS	390A								
COMMISSIONS-TCKTS/CONCE	3963								
REFUND & RECOVERY	3965	50			545	150-	27	600	750
RECOVERY OF DAMAGE CLAI	3967								

NON-REVENUE RECEIPTS		50			545	150-	27	600	750
BEGINNING CASH BALANCE	399A								
APPROPRIABLE FUND BALAN	3999	36,603			399,308			439239	439239
BEGINNING CASH BALANC		36,603			399,308			439239	439239
REVENUES		121,295	493334	406	1,323,225	1025510	77	1455547	430037

CITY OF HATTIESBURG
REVENUE REPORT
ALL FUNDS
11 MONTHS ENDING 08/31/17

	OBJ/SUB	CURRENT ESTIMATED	CURRENT ACTUAL	CURRENT %REV	YEAR-TO-DATE ESTIMATED	YEAR-TO-DATE ACTUAL	YEAR-TO-DATE %REV	ANNUAL ESTIMATE	UNREALIZED BALANCE
REVENUES	200								
MISCELLANEOUS	340A								
INTEREST EARNINGS	3400								
SAVINGS ACCOUNT/MMA	3405								
INTEREST EARNINGS									
MISCELLANEOUS									
NON-REVENUE RECEIPTS	390A								
SALE OF BONDS	3910								
BOND PROCEEDS	3912								
ACCRUED INTEREST	3915								
SALE OF BONDS									
NOTE PROCEEDS	3975								
NON-REVENUE RECEIPTS									
BEGINNING CASH BALANCE	399A								
APPROPRIABLE FUND BALAN	3999								
BEGINNING CASH BALANC									
REVENUES									

CITY OF HATTIESBURG
REVENUE REPORT
ALL FUNDS
11 MONTHS ENDING 08/31/17

	OBJ/SUB		CURRENT ESTIMATED	CURRENT ACTUAL	CURRENT %REV	YEAR-TO-DATE ESTIMATED	YEAR-TO-DATE ACTUAL	YEAR-TO-DATE %REV	ANNUAL ESTIMATE	UNREALIZED BALANCE
REVENUES	200									
INTER-GOVERNMNTL REVENUE	230A									
FEDERAL GRANTS	230B									
CDBG-R ARRA (WOODLEY SD	2338									
CDBG-ENT.-DRAINAGE	2365	DRG								
CDBG-ENT.-EMER.REHAB.	2365	ER								
CDBG-ENT.-FULL REHAB.	2365	FR								
CDBG-R ARRA (WOODLEY										
HOME ENTITLEMENT-1995	2367									
HOME ENTIT-DOWNPAYMENT	2367	DA								
HOME ENTIT-FULL REHAB.	2367	FR								
HOME ENTITLEMENT-199										
CDBG-ENTITLEMENT-2016	2385									
CDBG-ENT.-ADMINISTRATI	2385	ADM								
CDBG-ENT.-DEMOLITION	2385	DEM								
CDBG-ENT.-ECONOMIC DEV	2385	EC								
CDBG-ENT.-EMER.REHAB.	2385	ER								
CDBG-ENT.-FACADE PROG	2385	FAC								
CDBG-ENT.-FULL REHAB.	2385	FR								
CDBG-ENT.-HOMELESS/SP	2385	HL/SP								
CDBG-ENT.-HOUSING PROG	2385	HP								
CDBG-ENT.-MICRO ENTERP	2385	ME								
CDBG-ENT.-PROJECT DELI	2385	PD								
CDBG-ENTITLEMENT-201										
HOME ENTITLEMENT-2016	2387									
HOME ENTIT-ADMINISTRAT	2387	ADM								
HOME ENTIT-CHDO	2387	CHDOSA								
HOME ENTIT-DWNPYMNT AS	2387	DA								
HOME ENTIT-FULL REHAB.	2387	FR								
HOME ENTIT-HOUSING PRO	2387	HP								
HOME ENTITLEMENT-201										
HOME ENTITLEMENT-1997	2389									
HOME ENTIT-AFFORD.HOUS	2389	AH								
HOME ENTIT-CHDO	2389	CHDO								
HOME ENTIT-DOWNPAYMENT	2389	DA								
HOME ENTIT-FULL REHAB.	2389	FR								
HOME ENTITLEMENT-199										
CDBG-ENTITLEMENT-1997	2391									
CDBG-ENT.-DEMOLITION	2391	DEM								
CDBG-ENT.-EMER.REHAB.	2391	ER								
CDBG-ENT.-FULL REHAB.	2391	FR								

```
 CDBG-ENT.-NEIGHBORHD G 2391  NG
                        --------------   ----------- ---------   ----   ----------- ---------   ----   ----------   ----------
   CDBG-ENTITLEMENT-199
HOME ENTITLEMENT-1998   2393
 HOME ENTIT-AFFORD.HOUS 2393  AH
 HOME ENTIT-CHDO        2393  CHDO
 HOME ENTIT-DOWNPAYMENT 2393  DA
 HOME ENTIT-FULL REHAB. 2393  FR
                        --------------   ----------- ---------   ----   ----------- ---------   ----   ----------   ----------
   HOME ENTITLEMENT-199
CDBG-ENTITLEMENT-1998   2395
 CDBG-ENT.-ADMINISTRATI 2395  ADM
 CDBG-ENT.-DEMOLITION   2395  DEM
 CDBG-ENT.-DRAINAGE     2395  DRG
 CDBG-ENT.-EATON SCHOOL 2395  EAT
 CDBG-ENT.-EMER.REHAB.  2395  ER
 CDBG-ENT.-FULL REHAB.  2395  FR
 CDBG-ENT.-NEIGHBORHD G 2395  NG
 CDBG-ENT.-PLANNING     2395  PL
 CDBG-ENT.-PUBLIC SERVI 2395  PS
                        --------------   ----------- ---------   ----   ----------- ---------   ----   ----------   ----------
   CDBG-ENTITLEMENT-199
HOME ENTITLEMENT-1999   2397
 HOME ENTIT-AFFORD.HOUS 2397  AH
 HOME ENTIT-CHDO ADMIN  2397  CHDOAD
 HOME ENTIT-CHDO SETASI 2397  CHDOSA
 HOME ENTIT-DOWNPAYMENT 2397  DA
 HOME ENTIT-DA RECAPTUR 2397  DAR
 HOME ENTIT-FULL REHAB. 2397  FR
                        --------------   ----------- ---------   ----   ----------- ---------   ----   ----------   ----------
   HOME ENTITLEMENT-199
CDBG-ENTITLEMENT-1999   2399
 CDBG-ENT.-ADMINISTRATI 2399  ADM
 CDBG-ENT.-BRADY ST SEW 2399  BSS
 CDBG-ENT.-DEMOLITION   2399  DEM
 CDBG-ENT.-DRAINAGE     2399  DRG
 CDBG-ENT.-EATON SCHOOL 2399  EAT
 CDBG-ENT.-EMER.REHAB.  2399  ER
 CDBG-ENT.-FULL REHAB.  2399  FR
 CDBG-ENT.-NEIGHBORHD G 2399  NG
 CDBG-ENT.-PLANNING     2399  PL
 CDBG-ENT.-PRVO         2399  PRVO
 CDBG-ENT.-PUBLIC SERVI 2399  PS
 CDBG-ENT.-SIDEWALKS    2399  SWLK
                        --------------   ----------- ---------   ----   ----------- ---------   ----   ----------   ----------
   CDBG-ENTITLEMENT-199
CDBG-ENTITLEMENT-2000   2401
 CDBG-ENT.-ADMINISTRATI 2401  ADM
 CDBG-ENT.-DEMOLITION   2401  DEM
 CDBG-ENT.-DRAINAGE     2401  DRG
 CDBG-ENT.-EMER.REHAB.  2401  ER
 CDBG-ENT.-FACADE PROG  2401  FAC
```

```
 CDBG-ENT.-FULL REHAB.  2401  FR
 CDBG-ENT.-NEIGHBORHD G 2401  NG
 CDBG-ENT.-PUBLIC SERVI 2401  PS
 CDBG-ENT.-SIDEWALKS    2401  SWLK
                        --------------   -----------  ---------   ----   -----------  ---------   ----   ----------   ----------
   CDBG-ENTITLEMENT-200
HOME ENTITLEMENT-2000   2402
 HOME ENTIT-AFFORD.HOUS 2402  AH
 HOME ENTIT-CHDO ADMIN  2402  CHDOAD
 HOME ENTIT-CHDO SETASI 2402  CHDOSA
 HOME ENTIT-DOWNPAYMENT 2402  DA
 HOME ENTIT-FULL REHAB. 2402  FR
                        --------------   -----------  ---------   ----   -----------  ---------   ----   ----------   ----------
   HOME ENTITLEMENT-200
CDBG-ENTITLEMENT-2001   2403
 CDBG-ENT.-ADMINISTRATI 2403  ADM
 CDBG-ENT.-DEMOLITION   2403  DEM
 CDBG-ENT.-DRAINAGE     2403  DRG
 CDBG-ENT.-EATON SCHOOL 2403  EAT
 CDBG-ENT.-EMER.REHAB.  2403  ER
 CDBG-ENT.-FACADE PROG  2403  FAC
 CDBG-ENT.-FULL REHAB.  2403  FR
 CDBG-ENT.-D/T LIGHTING 2403  LIGHT
 CDBG-ENT.-PLANNING     2403  PL
 CDBG-ENT.-PUBLIC SERVI 2403  PS
 CDBG-ENT.-SIDEWALKS    2403  SWLK
                        --------------   -----------  ---------   ----   -----------  ---------   ----   ----------   ----------
   CDBG-ENTITLEMENT-200
HOME ENTITLEMENT-2001   2404
 HOME ENTIT-ADMINISTRAT 2404  ADM
 HOME ENTIT-AFFORD.HOUS 2404  AH
 HOME ENTIT-CHDO ADMIN  2404  CHDOAD
 HOME ENTIT-CHDO SETASI 2404  CHDOSA
 HOME ENTIT-DOWNPAYMENT 2404  DA
 HOME ENTIT-FULL REHAB. 2404  FR
                        --------------   -----------  ---------   ----   -----------  ---------   ----   ----------   ----------
   HOME ENTITLEMENT-200
HOME ENTITLEMENT-2002   2406
 HOME ENTIT-ADMINISTRAT 2406  ADM
 HOME ENTIT-AFFORD.HOUS 2406  AH
 HOME ENTIT-CHDO OPERAT 2406  CHDO
 HOME ENTIT-DOWNPAYMENT 2406  DA
 HOME ENTIT-FULL REHAB. 2406  FR
 HOME ENTIT-HOME BUYER  2406  HBE
 HOME ENTIT             2406  HE
                        --------------   -----------  ---------   ----   -----------  ---------   ----   ----------   ----------
   HOME ENTITLEMENT-200
CDBG-ENTITLEMENT-2002   2407
 CDBG-ENT.-ADMINISTRATI 2407  ADM
 CDBG-ENT.-ADMIN/EMER R 2407  ADMER
 CDBG-ENT.-ADMIN/FULL R 2407  ADMFR
 CDBG ENT.-CHDO OPERATI 2407  CHDO
```

```
 CDBG-ENT.-DEMOLITION   2407  DEM
 CDBG-ENT.-DRAINAGE     2407  DRG
 CDBG-ENT.-EATON SCHOOL 2407  EAT
 CDBG-ENT.-EMER.REHAB.  2407  ER
 CDBG-ENT.-FACADE PROG  2407  FAC
 CDBG-ENT.-FULL REHAB.  2407  FR
 CDBG-ENT.-PLANNING     2407  PL
 CDBG-ENT.-PUBLIC SERVI 2407  PS
                        --------------   ----------- ---------   ----   ----------- ---------   ----   ----------   ----------
   CDBG-ENTITLEMENT-200
HOME ENTITLEMENT-2003   2408
 HOME ENTIT-ADMINISTRAT 2408  ADM
 HOME ENTIT-AFFORD.HOUS 2408  AH
 HOME ENTIT-CHDO OPERAT 2408  CHDO
 HOME ENTIT-DOWNPAYMENT 2408  DA
 HOME ENTIT-FULL REHAB. 2408  FR
 HOME ENTIT-REHAB.SUBRE 2408  RSC
                        --------------   ----------- ---------   ----   ----------- ---------   ----   ----------   ----------
   HOME ENTITLEMENT-200
CDBG-ENTITLEMENT-2003   2409
 CDBG-ENT.-ADMINISTRATI 2409  ADM
 CDBG-ENT.-ADMIN/EMER R 2409  ADMER
 CDBG-ENT.-ADMIN/FULL R 2409  ADMFR
 CDBG-ENT.-ADMIN/PUBLIC 2409  ADMPS
 CDBG-ENT.-DEMOLITION   2409  DEM
 CDBG-ENT.-EMER ALERT P 2409  EAP
 CDBG-ENT.-EMER.REHAB.  2409  ER
 CDBG-ENT.-FACADE PROG  2409  FAC
 CDBG-ENT.-FULL REHAB.  2409  FR
 CDBG-ENT.-MICRO LOAN P 2409  MLP
 CDBG-ENT.-PLANNING     2409  PL
 CDBG-ENT.-PUBLIC SERVI 2409  PS
 CDBG-ENT.-REHAB.SUBREC 2409  RSC
 CDBG-ENT.-WORLD CHANGE 2409  WC
                        --------------   ----------- ---------   ----   ----------- ---------   ----   ----------   ----------
   CDBG-ENTITLEMENT-200
HOME ENTITLEMENT-2004   2410
 HOME ENTIT-ADMINISTRAT 2410  ADM
 HOME ENTIT-AFFORD.HOUS 2410  AH
 HOME ENTIT-CHDO SETASI 2410  CHDOSA
 HOME ENTIT-DOWNPAYMENT 2410  DA
 HOME ENTIT-FULL REHAB. 2410  FR
 HOME ENTIT-REHAB.SUBRE 2410  RSC
                        --------------   ----------- ---------   ----   ----------- ---------   ----   ----------   ----------
   HOME ENTITLEMENT-200
CDBG-ENTITLEMENT-2004   2411
 CDBG-ENT.-ADMINISTRATI 2411  ADM
 CDBG-ENT.-ADMIN/FULL R 2411  ADMFR
 CDBG-ENT.-ADMIN/HSG RE 2411  ADMHR
 CDBG-ENT.-ADMIN/PUBLIC 2411  ADMPS
 CDBG-ENT.-DEMOLITION   2411  DEM
 CDBG-ENT.-EMER ALERT P 2411  EAP
```

```
 CDBG-ENT.-ENGINEERING  2411  EP
 CDBG-ENT.-FACADE PROG  2411  FAC
 CDBG-ENT.-FULL REHAB.  2411  FR
 CDBG-ENT.-HOUSING REPR 2411  HR
 CDBG-ENT.-PLANNING     2411  PL
 CDBG-ENT.-WORLD CHANGE 2411  WC
                        --------------   ----------- ---------   ----   ----------- ---------   ----   ----------   ----------
   CDBG-ENTITLEMENT-200
HOME ENTITLEMENT-2005   2412
 HOME ENTIT-ADMINISTRAT 2412  ADM
 HOME ENTIT-AFFORD.HOUS 2412  AH
 HOME ENTIT-CHDO OPERAT 2412  CHDO
 HOME ENTIT-DOWNPAYMENT 2412  DA
 HOME ENTIT-FULL REHAB. 2412  FR
 HOME ENTIT-HOUSING REH 2412  HR
 HOME ENTIT-REHAB.SUBRE 2412  RSC
                        --------------   ----------- ---------   ----   ----------- ---------   ----   ----------   ----------
   HOME ENTITLEMENT-200
CDBG-ENTITLEMENT-2005   2413
 CDBG-ENT.-ADMINISTRATI 2413  ADM
 CDBG-ENT.-ADMIN/FULL R 2413  ADMFR
 CDBG-ENT.-ADMIN/HSG RE 2413  ADMHR
 CDBG-ENT.-ADMIN/PUBLIC 2413  ADMPS
 CDBG-ENT.-DEMOLITION   2413  DEM
 CDBG-ENT.-ENGINEERING  2413  EP
 CDBG-ENT.-FACADE PROG  2413  FAC
 CDBG-ENT.-FULL REHAB.  2413  FR
 CDBG-ENT.-HOUSING REPR 2413  HR
 CDBG-ENT.-PLANNING     2413  PL
 CDBG-ENT.-PUBLIC SERVI 2413  PS
 CDBG-ENT.-WORLD CHANGE 2413  WC
                        --------------   ----------- ---------   ----   ----------- ---------   ----   ----------   ----------
   CDBG-ENTITLEMENT-200
HOME ENTITLEMENT-2006   2414
 HOME ENTIT-ADMINISTRAT 2414  ADM
 HOME ENTIT-AFFORD.HOUS 2414  AH
 HOME ENTIT-CHDO ADMIN  2414  CHDO
 HOME ENTIT-CHDO SETASI 2414  CHDOSA
 HOME ENTIT-DOWNPAYMENT 2414  DA
 HOME ENTIT-HOUSING REH 2414  HR
                        --------------   ----------- ---------   ----   ----------- ---------   ----   ----------   ----------
   HOME ENTITLEMENT-200
CDBG-ENTITLEMENT-2006   2415
 CDBG-ENT.-ADMINISTRATI 2415  ADM
 CDBG-ENT.-ADMIN/FULL R 2415  ADMFR
 CDBG-ENT.-ADMIN/HSG RE 2415  ADMHR
 CDBG-ENT.-ADMIN/PUBLIC 2415  ADMPS
 CDBG-ENT.-DEMOLITION   2415  DEM
 CDBG-ENT.-DRAINAGE     2415  DRG
 CDBG-ENT.-ENGINEERING  2415  EP
 CDBG-ENT.-FACADE PROG  2415  FAC
 CDBG-ENT.-FULL REHAB.  2415  FR
```

```
 CDBG-ENT.-HOUSING REPR 2415  HR
 CDBG-ENT.-PLANNING     2415  PL
 CDBG-ENT.-PUBLIC SERVI 2415  PS
 CDBG-ENT.-WORLD CHANGE 2415  WC
                        --------------   ----------- ---------   ----   ----------- ---------   ----   ----------   ----------
   CDBG-ENTITLEMENT-200
HOME ENTITLEMENT-2007   2416
 HOME ENTIT-ADMINISTRAT 2416  ADM
 HOME ENTIT-AFFORD.HOUS 2416  AH
 HOME ENTIT-CHDO ADMIN  2416  CHDOAD
 HOME ENTIT-CHDO SETASI 2416  CHDOSA
 HOME ENTIT-DOWNPAYMENT 2416  DA
 HOME ENTIT-FULL REHAB. 2416  FR
 HOME ENTIT-HOUSING REH 2416  HR
 HOME ENTIT-PLANNING    2416  PL
                        --------------   ----------- ---------   ----   ----------- ---------   ----   ----------   ----------
   HOME ENTITLEMENT-200
CDBG-ENTITLEMENT-2007   2417
 CDBG-ENT.-ADMINISTRATI 2417  ADM
 CDBG-ENT.-ADMIN/FULL R 2417  ADMFR
 CDBG-ENT.-ADMIN/HSG RE 2417  ADMHR
 CDBG-ENT.-ADMIN/PUBLIC 2417  ADMPS
 CDBG-ENT.-DEMOLITION   2417  DEM
 CDBG-ENT.-ENGINEERING  2417  EP
 CDBG-ENT.-FACADE PROG  2417  FAC
 CDBG-ENT.-FULL REHAB.  2417  FR
 CDBG-ENT.-HOUSING REPR 2417  HR
 CDBG-ENT.-INFRASTRUC P 2417  IS
 CDBG-ENT.-PLANNING     2417  PL
 CDBG-ENT.-PUBLIC SERVI 2417  PS
 CDBG-ENT.-WORLD CHANGE 2417  WC
                        --------------   ----------- ---------   ----   ----------- ---------   ----   ----------   ----------
   CDBG-ENTITLEMENT-200
HOME ENTITLEMENT-2008   2418
 HOME ENTIT-ADMINISTRAT 2418  ADM
 HOME ENTIT-AFFORD.HOUS 2418  AH
 HOME ENTIT-CHDO ADMIN  2418  CHDOAD
 HOME ENTIT-CHDO SETASI 2418  CHDOSA
 HOME ENTIT-DOWNPAYMENT 2418  DA
 HOME ENTIT-HOUSING REH 2418  HR
                        --------------   ----------- ---------   ----   ----------- ---------   ----   ----------   ----------
   HOME ENTITLEMENT-200
CDBG-ENTITLEMENT-2008   2419
 CDBG-ENT.-ADMINISTRATI 2419  ADM
 CDBG-ENT.-ADMIN/FULL R 2419  ADMFR
 CDBG-ENT.-ADMIN/HSG RE 2419  ADMHR
 CDBG-ENT.-ADMIN/PUBLIC 2419  ADMPS
 CDBG-ENT.-BLUE ROOFS   2419  BR
 CDBG-ENT.-DEMOLITION   2419  DEM
 CDBG-ENT.-DOWNTOWN LIG 2419  DL
 CDBG-ENT.-DRAINAGE     2419  DRG
 CDBG-ENT.-ENGINEERING  2419  EP
```

```
 CDBG-ENT.-FACADE PROG  2419  FAC
 CDBG-ENT.-FULL REHAB.  2419  FR
 CDBG-ENT.-HOUSING REPR 2419  HR
 CDBG-ENT.-INFRASTRUC P 2419  IS
 CDBG-ENT.-PLANNING     2419  PL
 CDBG-ENT.-PUBLIC SERVI 2419  PS
 CDBG-ENT.-WORLD CHANGE 2419  WC
                        --------------   ----------- ---------   ----   ----------- ---------   ----   ----------   ----------
   CDBG-ENTITLEMENT-200
HOME ENTITLEMENT-2009   2420
 HOME ENTIT-ADMINISTRAT 2420  ADM
 HOME ENTIT-AFFORD.HOUS 2420  AH
 HOME ENTIT-CHDO ADMIN  2420  CHDO
 HOME ENTIT-CHDO SETASI 2420  CHDOSA
 HOME ENTIT-DOWNPAYMENT 2420  DA
 HOME ENTIT-HOUSING REH 2420  HR
 HOME ENTIT-RECONS-SA P 2420  RECSA
                        --------------   ----------- ---------   ----   ----------- ---------   ----   ----------   ----------
   HOME ENTITLEMENT-200
CDBG-ENTITLEMENT-2009   2421
 CDBG-ENT.-ADMINISTRATI 2421  ADM
 CDBG-ENT.-ADM DISABIL  2421  ADMDA
 CDBG-ENT.-ADMIN/FULL R 2421  ADMFR
 CDBG-ENT.-ADMIN/HSG RE 2421  ADMHR
 CDBG-ENT.-ADMIN/PUBLIC 2421  ADMPS
 CDBG-ENT.-DEMOLITION   2421  DEM
 CDBG-ENT.-DOWNTOWN LIG 2421  DL
 CDBG-ENT.-ENGINEERING  2421  EP
 CDBG-ENT.-FACADE PROG  2421  FAC
 CDBG-ENT.-FACILITIES   2421  FC
 CDBG-ENT.-FULL REHAB.  2421  FR
 CDBG-ENT.-HOUSING REPR 2421  HR
 CDBG-ENT.-INFRASTRUC P 2421  IS
 CDBG-ENT.-PLANNING     2421  PL
 CDBG-ENT.-PUBLIC SERVI 2421  PS
 CDBG-ENT.-WORLD CHANGE 2421  WC
                        --------------   ----------- ---------   ----   ----------- ---------   ----   ----------   ----------
   CDBG-ENTITLEMENT-200
HOME ENTITLEMENT-2010   2422
 HOME ENTIT-ADMINISTRAT 2422  ADM
 HOME ENTIT-CHDO ADMIN  2422  CHDO
 HOME ENTIT-CHDO SETASI 2422  CHDOSA
 HOME ENTIT-DWNPYMNT AS 2422  DA
 HOME ENTIT-FULL REHAB  2422  FR
                        --------------   ----------- ---------   ----   ----------- ---------   ----   ----------   ----------
   HOME ENTITLEMENT-201
CDBG-ENTITLEMENT-2010   2423
 CDBG-ENT.-ADMINISTRATI 2423  ADM
 CDBG-ENT.-ADM DISABIL  2423  ADMDISAD
 CDBG-ENT.-DEMOLITION   2423  DEM
 CDBG-ENT.-FACADE PROG  2423  FAC
 CDBG-ENT.-HOUSING REPR 2423  HR
```

CDBG-ENT.-INFRASTRUC P	2423	IS								
CDBG-ENT.-PROJECT DELI	2423	PD								
CDBG-ENT.-PUBLIC SERVI	2423	PS								
	---		---	---	---	---	---	---	---	---
CDBG-ENTITLEMENT-201										
HOME ENTITLEMENT-2011	2424									
HOME ENTIT-ADMINISTRAT	2424	ADM								
HOME ENTIT-CHDO SETASI	2424	CHDOSA								
HOME ENTIT-HOUSING PRO	2424	HP								
	---		---	---	---	---	---	---	---	---
HOME ENTITLEMENT-201										
CDBG-ENTITLEMENT-2011	2425									
CDBG-ENT.-ADMINISTRATI	2425	ADM								
CDBG-ENT.-ADM DISABIL	2425	ADMDISAD								
CDBG-ENT.-DEMOLITION	2425	DEM								
CDBG-ENT.-HOUSING REPR	2425	HR								
CDBG-ENT.-INFRASTRUC P	2425	IS								
CDBG-ENT.-MICROENT PRO	2425	MA								
CDBG-ENT.-PROJ DELIVER	2425	PD								
CDBG-ENT.-PUBLIC SERVI	2425	PS								
	---		---	---	---	---	---	---	---	---
CDBG-ENTITLEMENT-201										
HOME ENTITLEMENT-2012	2426									
HOME ENTIT-ADMINISTRAT	2426	ADM								
HOME ENTIT-CHDO SETASI	2426	CHDOSA		10795			10795			10795-
HOME ENTIT-HOUSING PRO	2426	HP								
	---		---	---	---	---	---	---	---	---
HOME ENTITLEMENT-201				10795			10795			10795-
CDBG-ENTITLEMENT-2012	2427									
CDBG-ENT.-ADMINISTRATI	2427	ADM								
CDBG-ENT.-DEMOLITION	2427	DEM					6900			6900-
CDBG-ENT.-HOUSING PROG	2427	HP					710			710-
CDBG-ENT.-MICROENT PRO	2427	MA								
CDBG-ENT.-PROJECT DELI	2427	PD								
CDBG-ENT.-PUBLIC SERVI	2427	PS								
	---		---	---	---	---	---	---	---	---
CDBG-ENTITLEMENT-201							7610			7610-
HOME ENTITLEMENT-2013	2428									
HOME ENTIT-ADMINISTRAT	2428	ADM								
HOME ENTIT-CHDO SETASI	2428	CHDOSA								
HOME ENTIT-DWNPYMNT AS	2428	DA								
HOME ENTIT-HOUSING PRO	2428	HP					20000			20000-
	---		---	---	---	---	---	---	---	---
HOME ENTITLEMENT-201							20000			20000-
CDBG-ENTITLEMENT-2013	2429									
CDBG-ENT.-ADMINISTRATI	2429	ADM								
CDBG-ENT.-DEMOLITION	2429	DEM								
CDBG-ENT.-HOMELESS/SP	2429	HL/SP								
CDBG-ENT.-HOUSING PROG	2429	HP								
CDBG-ENT.-MICROENT PRO	2429	MA								
CDBG-ENT.-PROJECT DELI	2429	PD								
CDBG-ENT.-PUBLIC SERVI	2429	PS								

CDBG-ENTITLEMENT-201										
HOME ENTITLEMENT-2014	2430									
HOME ENTIT-ADMINISTRAT	2430	ADM								
HOME ENTIT-CHDO SETASI	2430	CHDOSA	3,784			41,285	56625	137	45413	11212-
HOME ENTIT-DOWNPAYMENT	2430	DA								
HOME ENTIT-HOUSING PRO	2430	HP								
HOME ENTITLEMENT-201			3,784			41,285	56625	137	45413	11212-
CDBG-ENTITLEMENT-2014	2431									
CDBG-ENT.-ADMINISTRATI	2431	ADM								
CDBG-ENT.-DEMOLITION	2431	DEM								
CDBG-ENT.-HOUSING PROG	2431	HP								
CDBG-ENT.-PROJECT DELI	2431	PD								
CDBG-ENT.-PUBLIC FACIL	2431	PFI								
CDBG-ENT.-PUBLIC SERVI	2431	PS								
CDBG-ENTITLEMENT-201										
HOME ENTITLEMENT-2015	2432									
HOME ENTIT-ADMINISTRAT	2432	ADM	11,417			124,557	19384	15	137013	117629
HOME ENTIT-CHDO SETASI	2432	CHDOSA								
HOME ENTIT-DWNPYMNT AS	2432	DA	2,167	3357	154	23,645	35468	150	26009	9459-
HOME ENTIT-HOUSING PRO	2432	HP	18,150	9680	53	198,006	96281	48	217807	121526
HOME ENTITLEMENT-201			31,735	13037	41	346,208	151133	43	380829	229696
CDBG-ENTITLEMENT-2015	2433									
CDBG-ENT.-ADMINISTRATI	2433	ADM	33,446			364,867	82774	22	401354	318580
CDBG-ENT.-DEMOLITION	2433	DEM								
CDBG-ENT.-FACADE PROG	2433	FAC								
CDBG-ENT.-HOMELESS/SP	2433	HL/SP	10,005			109,151	120066	109	120066	
CDBG-ENT.-HOUSING PROG	2433	HP	41,437	7793	18	452,048	171508	37	497253	325745
CDBG-ENT.-MICRO ENTERP	2433	ME	193			2,108	5331	252	2319	3012-
CDBG-ENT.-PROJECT DELI	2433	PD	6,408			69,905	91896	131	76896	15000-
CDBG-ENT.-PUBLIC FACIL	2433	PFI	980			10,695	13833	129	11764	2069-
CDBG-ENT.-PUBLIC SERVI	2433	PS		765			3588			3588-
CDBG-ENTITLEMENT-201			92,471	8558	9	1,008,775	488996	48	1109652	620656
HOME REVOLVING LOANS	2495									
MDA AM DREAM D/P (ADDI)	2497									
MISCELLANEOUS GRANTS	2740									
SALVATION ARMY	2740	04								
SAVINGS ACCOUNT/MMA	3405		2	4	200	23	27	117	25	2-
MISCELLANEOUS GRANTS			2	4	200	23	27	117	25	2-
FEDERAL GRANTS			127,993	32394	25	1,396,290	735187	52	1535919	800732
TRANSFERS	380A									
TRANSFERS FROM OTHR FND	3800									
T/F GENERAL FUND	3800	01								
T/F WATER & SEWER O &	3800	09								
T/F MUN.ROAD & BRIDGE	3800	72								

TRANSFERS FROM OTHR									
TRANSFERS									
NON-REVENUE RECEIPTS	390A								
REFUND & RECOVERY	3965								
NON-REVENUE RECEIPTS									
BEGINNING CASH BALANCE	399A								
APPROPRIABLE FUND BALAN	3999	17,119			186,758			205434-	205434-
BEGINNING CASH BALANC		17,119			186,758			205434-	205434-
REVENUES		110,873	32394	29	1,209,532	735187	60	1330485	595298

CITY OF HATTIESBURG
REVENUE REPORT
ALL FUNDS
11 MONTHS ENDING 08/31/17

	OBJ/SUB	CURRENT ESTIMATED	CURRENT ACTUAL	CURRENT %REV	YEAR-TO-DATE ESTIMATED	YEAR-TO-DATE ACTUAL	YEAR-TO-DATE %REV	ANNUAL ESTIMATE	UNREALIZED BALANCE
REVENUES	200								
OTHER PERMITS & FEES	2230								
MISC. PERMITS & FEES	2299								
OTHER PERMITS & FEES									
FEDERAL GRANTS	230B								
EDA GRANT-MASTER PLAN	2333								
EDA GRANT-OWENS/ILL PRO	2338								
FEDERAL GRANTS									
STATE GRANTS	250B								
OWENS/ILL PROJ-RR SPUR	2541								
USA YEAST PROJ-RR SPUR	2542								
STATE GRANTS									
MISCELLANEOUS	340A								
INTEREST EARNINGS	3400								
CERTIFICATES OF DEPOSI	3402								
SAVINGS ACCOUNT/MMA	3405		82			746			746-
TREASURY NOTES	3409								
INTEREST EARNINGS			82			746			746-
RENTS AND ROYALTIES	3410								
LAND	3411								
LAMAR OUTDOOR ADVERTI	3411 05								
LAND									
BUILDING	3412								
BROWN BOTTLING (PEPSI	3412 10								
L&S REALTORS	3412 11								
KOHLER	3412 17					548422			548422-
JPM OF MS., INC.	3412 20								
SUNBEAM/OSTER	3412 23								
BUILDING						548422			548422-
RENTS AND ROYALTIES						548422			548422-
CONTRIBUTIONS-PUBLIC	3450								
CONTRIBUTIONS-FORREST	3455		50000			250000			250000-
CONTRIBUTIONS-CITY	3456					150000			150000-
CONTRIBUTIONS-ADP	3457								
CONTRIBUTIONS-PRVEPA	3458								
CONTRIBUTIONS-PUBLIC			50000			400000			400000-
MISCELLANEOUS			50082			949168			949168-

TRANSFERS	380A									
TRANSFERS FROM OTHR FND	3800									
TRANSFERS										
NON-REVENUE RECEIPTS	390A									
SALE OF BONDS	3910									
BOND PROCEEDS	3912									
ACCRUED INTEREST	3915									
OTHER BOND INCOME	3919									
CAP STATE LOAN'96-CIT	3919	CSL96C								
CAP STATE LOAN'96-FOR	3919	CSL96F								
CAP STATE LOAN'97-CIT	3919	CSL97C								
CAP STATE LOAN'97-FOR	3919	CSL97F								
MBIA BONDS	3919	MBIA								
OTHER BOND INCOME										
SALE OF BONDS										
SALE OF REAL ESTATE	3920						1000			1000-
SALE OF TIMBER	3923									
SALE OF EASEMENTS	3925									
SALE OF MISC. ITEMS	3945									
REFUND & RECOVERY	3965									
NON-REVENUE RECEIPTS							1000			1000-
BEGINNING CASH BALANCE	399A									
APPROPRIABLE FUND BALAN	3999									
BEGINNING CASH BALANC										
REVENUES				50082			950168			950168-

CITY OF HATTIESBURG
REVENUE REPORT
ALL FUNDS
11 MONTHS ENDING 08/31/17

	OBJ/SUB	CURRENT ESTIMATED	CURRENT ACTUAL	CURRENT %REV	YEAR-TO-DATE ESTIMATED	YEAR-TO-DATE ACTUAL	YEAR-TO-DATE %REV	ANNUAL ESTIMATE	UNREALIZED BALANCE
REVENUES	200								
MISCELLANEOUS	340A								
INTEREST EARNINGS	3400								
CERTIFICATES OF DEPOSI	3402								
SAVINGS ACCOUNT/MMA	3405								
REPURCHASE AGREEMENTS	3408								
TREASURY NOTES	3409								
INTEREST EARNINGS									
MISCELLANEOUS									
NON-REVENUE RECEIPTS	390A								
SALE OF BONDS	3910								
BOND PROCEEDS	3912	2,083,333			22,727,273	5351142	23	25000000	19648858
ACCRUED INTEREST	3915								
SALE OF BONDS		2,083,333			22,727,273	5351142	23	25000000	19648858
NON-REVENUE RECEIPTS		2,083,333			22,727,273	5351142	23	25000000	19648858
BEGINNING CASH BALANCE	399A								
APPROPRIABLE FUND BALAN	3999								
BEGINNING CASH BALANC									
REVENUES		2,083,333			22,727,273	5351142	23	25000000	19648858

CITY OF HATTIESBURG
REVENUE REPORT
ALL FUNDS
11 MONTHS ENDING 08/31/17

	OBJ/SUB	CURRENT ESTIMATED	CURRENT ACTUAL	CURRENT %REV	YEAR-TO-DATE ESTIMATED	YEAR-TO-DATE ACTUAL	YEAR-TO-DATE %REV	ANNUAL ESTIMATE	UNREALIZED BALANCE
REVENUES	200								
MISCELLANEOUS	340A								
INTEREST EARNINGS	3400								
CERTIFICATES OF DEPOSI	3402								
SAVINGS ACCOUNT/MMA	3405								
REPURCHASE AGREEMENTS	3408								
TREASURY NOTES	3409								
INTEREST EARNINGS									
MISCELLANEOUS									
NON-REVENUE RECEIPTS	390A								
SALE OF BONDS	3910								
BOND PROCEEDS	3912								
ACCRUED INTEREST	3915								
SALE OF BONDS									
REFUND & RECOVERY	3965								
CAPITAL LEASE PROCEEDS	3970								
NON-REVENUE RECEIPTS									
BEGINNING CASH BALANCE	399A								
APPROPRIABLE FUND BALAN	3999	203,228			2,217,035			2438738	2438738
BEGINNING CASH BALANC		203,228			2,217,035			2438738	2438738
REVENUES		203,228			2,217,035			2438738	2438738

CITY OF HATTIESBURG
REVENUE REPORT
ALL FUNDS
11 MONTHS ENDING 08/31/17

	OBJ/SUB	CURRENT ESTIMATED	CURRENT ACTUAL	CURRENT %REV	YEAR-TO-DATE ESTIMATED	YEAR-TO-DATE ACTUAL	YEAR-TO-DATE %REV	ANNUAL ESTIMATE	UNREALIZED BALANCE
REVENUES	200								
MISCELLANEOUS	340A								
INTEREST EARNINGS	3400								
CERTIFICATES OF DEPOSI	3402								
SAVINGS ACCOUNT/MMA	3405								
REPURCHASE AGREEMENTS	3408								
TREASURY NOTES	3409								
INTEREST EARNINGS									
MISCELLANEOUS									
TRANSFERS	380A								
TRANSFERS FROM OTHR FND	3800								
T/F TAX COLLECTORS-GPT	3800 27								
TRANSFERS FROM OTHR									
TRANSFERS									
NON-REVENUE RECEIPTS	390A								
SALE OF BONDS	3910								
BOND PROCEEDS	3912								
ACCRUED INTEREST	3915								
SALE OF BONDS									
REFUND & RECOVERY	3965								
NOTE PROCEEDS	3975								
NON-REVENUE RECEIPTS									
BEGINNING CASH BALANCE	399A								
APPROPRIABLE FUND BALAN	3999								
BEGINNING CASH BALANC									
REVENUES									

CITY OF HATTIESBURG
REVENUE REPORT
ALL FUNDS
11 MONTHS ENDING 08/31/17

	OBJ/SUB	CURRENT ESTIMATED	CURRENT ACTUAL	CURRENT %REV	YEAR-TO-DATE ESTIMATED	YEAR-TO-DATE ACTUAL	YEAR-TO-DATE %REV	ANNUAL ESTIMATE	UNREALIZED BALANCE
REVENUES	200								
MISCELLANEOUS	340A								
INTEREST EARNINGS	3400								
CERTIFICATES OF DEPOSI	3402								
SAVINGS ACCOUNT/MMA	3405		1			25			25-
REPURCHASE AGREEMENTS	3408								
TREASURY NOTES	3409								
INTEREST EARNINGS			1			25			25-
MISCELLANEOUS			1			25			25-
NON-REVENUE RECEIPTS	390A								
SALE OF BONDS	3910								
BOND PROCEEDS	3912								
BOND PROCEEDS-RIDGE/T	3912 01								
BOND PROCEEDS-MIDTOWN	3912 02								
BOND PROCEEDS-WHISPER	3912 03								
BOND PROCEEDS-HBURG C	3912 04								
BOND PROCEEDS									
ACCRUED INTEREST	3915								
SALE OF BONDS									
REFUND & RECOVERY	3965								
NON-REVENUE RECEIPTS									
BEGINNING CASH BALANCE	399A								
APPROPRIABLE FUND BALAN	3999	17,647			192,520			211772	211772
BEGINNING CASH BALANC		17,647			192,520			211772	211772
REVENUES		17,647	1		192,520	25		211772	211747

093093 - 2016 W&S SYSTEM PROJECT

CITY OF HATTIESBURG
REVENUE REPORT
ALL FUNDS
11 MONTHS ENDING 08/31/17

9/03/17

	OBJ/SUB	CURRENT ESTIMATED	CURRENT ACTUAL	CURRENT %REV	YEAR-TO-DATE ESTIMATED	YEAR-TO-DATE ACTUAL	YEAR-TO-DATE %REV	ANNUAL ESTIMATE	UNREALIZED BALANCE
REVENUES	200								
MISCELLANEOUS	340A								
INTEREST EARNINGS	3400								
CERTIFICATES OF DEPOSI	3402								
SAVINGS ACCOUNT/MMA	3405		2,267		24,733	27206	109	27206	
OTHER INTEREST	3407								
REPURCHASE AGREEMENTS	3408								
TREASURY NOTES	3409								
INTEREST EARNINGS			2,267		24,733	27206	109	27206	
MISCELLANEOUS			2,267		24,733	27206	109	27206	
NON-REVENUE RECEIPTS	390A								
SALE OF BONDS	3910								
BOND PROCEEDS	3912	2,083,333			22,727,273	25000000	109	25000000	
ACCRUED INTEREST	3915								
SALE OF BONDS		2,083,333			22,727,273	25000000	109	25000000	
NON-REVENUE RECEIPTS		2,083,333			22,727,273	25000000	109	25000000	
BEGINNING CASH BALANCE	399A								
APPROPRIABLE FUND BALAN	3999								
BEGINNING CASH BALANC									
REVENUES		2,085,600			22,752,005	25027206	110	25027206	

CITY OF HATTIESBURG
REVENUE REPORT
ALL FUNDS
11 MONTHS ENDING 08/31/17

	OBJ/SUB	CURRENT ESTIMATED	CURRENT ACTUAL	CURRENT %REV	YEAR-TO-DATE ESTIMATED	YEAR-TO-DATE ACTUAL	YEAR-TO-DATE %REV	ANNUAL ESTIMATE	UNREALIZED BALANCE
REVENUES	200								
MISCELLANEOUS	340A								
INTEREST EARNINGS	3400								
CERTIFICATES OF DEPOSI	3402								
SAVINGS ACCOUNT/MMA	3405								
REPURCHASE AGREEMENTS	3408								
TREASURY NOTES	3409								
INTEREST EARNINGS									
MISCELLANEOUS									
NON-REVENUE RECEIPTS	390A								
SALE OF BONDS	3910								
BOND PROCEEDS	3912								
ACCRUED INTEREST	3915								
SALE OF BONDS									
NON-REVENUE RECEIPTS									
BEGINNING CASH BALANCE	399A								
APPROPRIABLE FUND BALAN	3999		5			55		61	61
BEGINNING CASH BALANC			5			55		61	61
REVENUES			5			55		61	61

095095 - 2001 BOND CONSTR REVENUES

CITY OF HATTIESBURG
REVENUE REPORT
ALL FUNDS
11 MONTHS ENDING 08/31/17

9/03/17

	OBJ/SUB	CURRENT ESTIMATED	CURRENT ACTUAL	CURRENT %REV	YEAR-TO-DATE ESTIMATED	YEAR-TO-DATE ACTUAL	YEAR-TO-DATE %REV	ANNUAL ESTIMATE	UNREALIZED BALANCE
REVENUES	200								
STATE GRANTS	250B								
STATE BOND FDS/EUREKA S	2501								
ARTS COMMISSION GRANT	2521								
STATE GRANTS									
MISCELLANEOUS	340A								
INTEREST EARNINGS	3400								
CERTIFICATES OF DEPOSI	3402								
SAVINGS ACCOUNT/MMA	3405								
REPURCHASE AGREEMENTS	3408								
TREASURY NOTES	3409								
INTEREST EARNINGS									
CONTRIBUTIONS-PUBLIC	3450								
CONTRIBUTIONS-FORREST	3455								
CONTRIBUTIONS-PUBLIC									
CONTRIBUTIONS-PRIVATE	3460								
CONTRIB-H'BURG. CONV.	3465								
CONTRIB-OTHER	3469								
CONTRIBUTIONS-PRIVAT									
MISCELLANEOUS									
TRANSFERS	380A								
TRANSFERS FROM OTHR FND	3800								
T/F GENERAL FUND	3800 01								
TRANSFERS FROM OTHR									
TRANSFERS									
NON-REVENUE RECEIPTS	390A								
SALE OF BONDS	3910								
BOND PROCEEDS	3912								
ACCRUED INTEREST	3915								
SALE OF BONDS									
REFUND & RECOVERY	3965								
NON-REVENUE RECEIPTS									
BEGINNING CASH BALANCE	399A								
APPROPRIABLE FUND BALAN	3999		14			157		173	173

BEGINNING CASH BALANC		14			157			173	173
REVENUES		14			157			173	173

CITY OF HATTIESBURG
REVENUE REPORT
ALL FUNDS
11 MONTHS ENDING 08/31/17

	OBJ/SUB	CURRENT ESTIMATED	CURRENT ACTUAL	CURRENT %REV	YEAR-TO-DATE ESTIMATED	YEAR-TO-DATE ACTUAL	YEAR-TO-DATE %REV	ANNUAL ESTIMATE	UNREALIZED BALANCE
REVENUES	200								
FEDERAL GRANTS	230B								
HUD GRANT-CHAIN PARK PH	2353								
US CORPS OF ENGR PROJEC	2354								
FEDERAL TRANSIT ADM.	2355								
FEDERAL GRANTS									
STATE GRANTS	250B								
ARCHIVES & HISTORY	2505								
MDOT GRANT-4TH ST WIDEN	2506								
MDOT GRANT-CHAIN PARK	2507								
MDOT ARRA-CHAIN PARK	2543								
STATE GRANTS									
MISCELLANEOUS	340A								
INTEREST EARNINGS	3400								
SAVINGS ACCOUNT/MMA	3405								
INTEREST EARNINGS									
MISCELLANEOUS									
TRANSFERS	380A								
TRANSFERS FROM OTHR FND	3800								
T/F GENERAL FUND	3800 01								
TRANSFERS FROM OTHR									
TRANSFERS									
NON-REVENUE RECEIPTS	390A								
REFUND & RECOVERY	3965								
NOTE PROCEEDS	3975								
DEPOT PROJECT	3975 01								
WATER & SEWER IMPR	3975 02								
FIRE/POLICE STATION	3975 03								
DRAINAGE PROJECTS	3975 04								
LEGAL COSTS	3975 05								
MDOT GRANT PROJECTS	3975 06								
NOTE PROCEEDS									
NON-REVENUE RECEIPTS									
BEGINNING CASH BALANCE	399A								
APPROPRIABLE FUND BALAN	3999								

BEGINNING CASH BALANC									
REVENUES									

CITY OF HATTIESBURG
REVENUE REPORT
ALL FUNDS
11 MONTHS ENDING 08/31/17

	OBJ/SUB	CURRENT ESTIMATED	CURRENT ACTUAL	CURRENT %REV	YEAR-TO-DATE ESTIMATED	YEAR-TO-DATE ACTUAL	YEAR-TO-DATE %REV	ANNUAL ESTIMATE	UNREALIZED BALANCE
REVENUES	200								
INTER-GOVERNMNTL REVENUE	230A								
STATE GRANTS	250B								
ZOO IMPROVEMENTS	2560								
STATE GRANTS									
CHARGES FOR SERVICES	280A								
CULTURE AND RECREATION	3100								
KPZ SPECIAL EVENTS	3127								
LION/TIGER FUND RAISE	3127 01								
TODDLER CLASS	3127 02								
ZOO CAMP	3127 03								
KPZ SPECIAL EVENTS									
CULTURE AND RECREATI									
CHARGES FOR SERVICES									
MISCELLANEOUS	340A								
INTEREST EARNINGS	3400								
CERTIFICATES OF DEPOSI	3402								
DIVIDENDS	3404								
SAVINGS ACCOUNT/MMA	3405					3			3-
INTEREST EARNINGS						3			3-
CONTRIBUTIONS-PUBLIC	3450								
CONTRIBUTIONS-FORREST	3455								
CONTRIBUTIONS-PUBLIC									
CONTRIBUTIONS-PRIVATE	3460								
CONTRIB-H'BURG. CONV.	3465								
CONTRIB-CEMETERY PROJ	3467								
CONTRIB-PKS/REC. PROJ	3468								
CONTRIB-OTHER	3469								
CONTRIBUTIONS-PRIVAT									
GAIN ON SALE OF INVESTM	3550								
MISCELLANEOUS						3			3-
TRANSFERS	380A								
TRANSFERS FROM OTHR FND	3800								
T/F GENERAL FUND	3800 01								
TRANSFERS FROM OTHR									
TRANSFERS									

NON-REVENUE RECEIPTS	390A								
SALE OF TIMBER	3923								
SALE OF SCRAP MATERIAL	3943								
SALE OF ZOOLOGICAL ANIM	3949								
REFUND & RECOVERY	3965								
NON-REVENUE RECEIPTS									
BEGINNING CASH BALANCE	399A								
APPROPRIABLE FUND BALAN	3999	187			2,040			2244	2244
BEGINNING CASH BALANC		187			2,040			2244	2244
REVENUES		187			2,040	3		2244	2241

CITY OF HATTIESBURG
REVENUE REPORT
ALL FUNDS
11 MONTHS ENDING 08/31/17

	OBJ/SUB	CURRENT ESTIMATED	CURRENT ACTUAL	CURRENT %REV	YEAR-TO-DATE ESTIMATED	YEAR-TO-DATE ACTUAL	YEAR-TO-DATE %REV	ANNUAL ESTIMATE	UNREALIZED BALANCE
REVENUES	200								
INTER-GOVERNMNTL REVENUE	230A								
FEDERAL GRANTS	230B								
US CORPS OF ENGR PROJEC	2354								
EPA-VETERANS DRIVE PROJ	2356								
FEDERAL GRANTS									
MISCELLANEOUS	340A								
INTEREST EARNINGS	3400								
CERTIFICATES OF DEPOSI	3402								
SAVINGS ACCOUNT/MMA	3405								
REPURCHASE AGREEMENTS	3408								
TREASURY NOTES	3409								
INTEREST EARNINGS									
TRANSFERS FROM OTHR FND	3800								
T/F WATER & SEWER	3800 11								
TRANSFERS FROM OTHR									
MISCELLANEOUS									
NON-REVENUE RECEIPTS	390A								
SALE OF BONDS	3910								
BOND PROCEEDS	3912								
ACCRUED INTEREST	3915								
SALE OF BONDS									
REFUND & RECOVERY	3965								
NON-REVENUE RECEIPTS									
BEGINNING CASH BALANCE	399A								
APPROPRIABLE FUND BALAN	3999								
BEGINNING CASH BALANC									
REVENUES									

105105 - 2013 W&S BOND CONSTR REVENUES

CITY OF HATTIESBURG
REVENUE REPORT
ALL FUNDS
11 MONTHS ENDING 08/31/17

9/03/17

	OBJ/SUB	CURRENT ESTIMATED	CURRENT ACTUAL	CURRENT %REV	YEAR-TO-DATE ESTIMATED	YEAR-TO-DATE ACTUAL	YEAR-TO-DATE %REV	ANNUAL ESTIMATE	UNREALIZED BALANCE
REVENUES	200								
MISCELLANEOUS	340A								
INTEREST EARNINGS	3400								
CERTIFICATES OF DEPOSI	3402								
SAVINGS ACCOUNT/MMA	3405		110			3352			3352-
REPURCHASE AGREEMENTS	3408								
TREASURY NOTES	3409								
T/F 2012 W&S BOND CONS	3800 94								
INTEREST EARNINGS			110			3352			3352-
MISCELLANEOUS			110			3352			3352-
NON-REVENUE RECEIPTS	390A								
SALE OF BONDS	3910								
BOND PROCEEDS	3912								
ACCRUED INTEREST	3915								
SALE OF BONDS									
NON-REVENUE RECEIPTS									
BEGINNING CASH BALANCE	399A								
APPROPRIABLE FUND BALAN	3999	192,980			2,105,238			2315762	2315762
BEGINNING CASH BALANC		192,980			2,105,238			2315762	2315762
REVENUES		192,980	110		2,105,238	3352		2315762	2312410

107107 - SPEC.SALES TAX REVENUES

CITY OF HATTIESBURG
REVENUE REPORT
ALL FUNDS
11 MONTHS ENDING 08/31/17

9/03/17

	OBJ/SUB	CURRENT ESTIMATED	CURRENT ACTUAL	CURRENT %REV	YEAR-TO-DATE ESTIMATED	YEAR-TO-DATE ACTUAL	YEAR-TO-DATE %REV	ANNUAL ESTIMATE	UNREALIZED BALANCE
REVENUES	200								
INTER-GOVERNMNTL REVENUE	230A								
STATE-SHARED REVENUE	260B								
SALES TAX-MOTEL	2605		68463			628529			628529-
SALES TAX-FOOD & BEVERA	2607		425887			4621786			4621786-
STATE-SHARED REVENUE			494349			5250315			5250315-
NON-REVENUE RECEIPTS	390A								
REVENUES			494349			5250315			5250315-

CITY OF HATTIESBURG
REVENUE REPORT
ALL FUNDS
11 MONTHS ENDING 08/31/17

	OBJ/SUB	CURRENT ESTIMATED	CURRENT ACTUAL	CURRENT %REV	YEAR-TO-DATE ESTIMATED	YEAR-TO-DATE ACTUAL	YEAR-TO-DATE %REV	ANNUAL ESTIMATE	UNREALIZED BALANCE
REVENUES	200								
MISCELLANEOUS	340A								
INTEREST EARNING	3400								
SAVINGS ACCOUNT/MMA	3405		56			423			423-
INTEREST EARNING			56			423			423-
MISCELLANEOUS			56			423			423-
TRANSFERS	380A								
TRANSFERS FROM OTHR FND	3800								
T/F GENERAL FUND	3800 01								
TRANSFERS FROM OTHR									
TRANSFERS									
NON-REVENUE RECEIPTS	390A								
REFUND & RECOVERY	3965								
HOSP.INS.-P/R DISTRIB	3966		612073			5029656			5029656-
HOSP.INS.-COBRA	3966 01					13486			13486-
NON-REVENUE RECEIPTS			612073			5043142			5043142-
REVENUES			612129			5043564			5043564-

City of Hattiesburg, MS

200 Forrest St.
P.O. Box 1898
Hattiesburg, MS 39401

Master

File Number: 2017-705

File ID:	2017-705	**Type:**	Regular Agenda Item	**Status:**	Agenda Ready
Version:	1	**Reference:**		**In Control:**	City Council
Requester:	Darnelle Larremore			**File Created:**	08/30/2017
Brief Title:	Unadvertised Bid Docket Acknowledgement			**Final Action:**	
				Minute Book Number:	MB2017-407

Title:

Acknowledge receipt of the unadvertised bid purchase docket for the period of February 16, 2017 through June 30, 2017, and July 01, 2017 through August 11, 2017 as provided for in Section 37-1-13(b) of the Mississippi Code 1972.

Notes:

		Agenda Date:	09/19/2017
Indexes:		**Agenda Number:**	VI.-2
Sponsors:		**Enactment Date:**	
Attachments:	Unadvertised Bid Docket Acknowledgment, Unadvertised Bids-Feb 16 through June, 2017, Unadvertised Bid Docket Acknowledgment-Feb to June 2017, Unadvertised Bids-July 1 through August 8, 2017	**Enactment Number:**	
Contact:		**Meeting Date:**	09/05/2017
Drafter:		**Effective Date:**	

History of Legislative File

Version:	Acting Body:	Date:	Action:	Sent To:	Due Date:	Return Date:	Result:
1	City Council	09/19/2017					

Text of Legislative File 2017-705

Title

Acknowledge receipt of the unadvertised bid purchase docket for the period of February 16, 2017 through June 30, 2017, and July 01, 2017 through August 11, 2017 as provided for in Section 37-1-13(b) of the Mississippi Code 1972.

Summary

Unadvertised bids.

Budget Information

Expenditure Type

Purchasing Item

Publication Information

MAYOR
Toby Barker

COUNCIL - WARD ONE
Jeffrey George

COUNCIL - WARD TWO
Deborah Denard Delgado

COUNCIL - WARD THREE
Carter Carroll

COUNCIL - WARD FOUR
Mary Dryden

COUNCIL - WARD FIVE
Nicholas Brown

MEMORANDUM

TO: Mayor and Council

FROM: Darnelle Larremore, Purchasing Manager

DATE: August 29, 2017

SUBJECT: Unadvertised Bid Docket Acknowledgment

Attached is the unadvertised bid docket for July 01, 2017 through August 11, 2017. A minimum of two (2) bids have been obtained for each purchase as required by Section 31-7-13 (B) of the Mississippi Code.

This UAB docket is submitted for your review, approval, and acknowledgment on the minutes of the City of Hattiesburg Council Meeting Agenda.

If there are any questions regarding this UAB docket, please feel free to contact me.

Respectfully Submitted

Darnelle Larremore
Purchasing Manager

SUCCESSFUL BID/ OTHER BID	BID RECEIVED	BID AWARDED	BID AMOUNT	PURCHASE ORDER	ITEM DESCRIPTION
CHEMPRO SERVICES	02/16/17	02/16/17	28,900.00	168132	RFQ VEGETATION SERVICES FOR DITCHES
EDKO LLC	02/16/17	02/16/17	40,000.00		
BUCKHAULTS ELECTRIC SERVICE	02/17/17	02/17/17	7,900.00	168162	TORNADO JANUARY 21, 2107-TATUM SOCCER-RE-AI
DOLEAC ELECTRIC CO INC	02/13/17	02/17/17	8,926.00		
CHAIN ELECTRIC COMPANY	02/16/17	02/17/17	15,720.00		
ADAPCO INC	02/27/17	03/01/17	31,047.46	168440	30-30 WATER & OIL BASE, MINERAL OIL, BRIQUE
SAM WILLIFORD COTTON CO.	02/28/17	03/01/17	37,532.00		
UNITED FENCE COMPANY	02/27/17	03/01/17	29,877.00	168441	TORNADO JANUARY 21, 2017-DUNCAN LAKE FENCE
JEFCOAT FENCE OF HATTIESBURG	02/27/17	03/01/17	32,460.00		
AFFORDABLE EMERGENCY LIGHTS SERVICE	03/06/17	03/10/17	10,710.00	168683	REMOVE AND INSTALL EQUIPMENT ON MOTORS
ROPER SUPPLY CO LLC	03/07/17	03/10/17	11,621.40		
UNITED FENCE COMPANY	03/14/17	03/20/17	14,697.00	168903	2017 TORNADO DISASTER REPLACING FENCE AROUN
JEFCOAT FENCE OF HATTIESBURG	03/13/17	03/20/17	16,550.00		
CODE BLUE	03/23/17	03/24/17	25,423.15	169073	LONG LEAF TRACE EMERGENCY CALL TOWERS
CASE SYSTEMS, INC.	03/20/17	03/24/17	33,750.00		
SUNRISE NETWORK SOLUTIONS, INC	03/31/17	04/04/17	14,990.00	169286	LONG LEAF TRACE EMERGENCY CALL TOWERS
SWEETWATER SOLUTIONS, LLC	03/30/17	04/04/17	18,618.75		
GORRIE-REGAN AND ASSOCIATES INC	03/31/17	04/04/17	25,415.65		
GROVER BROS RESTAURANT & EQUIP CO INC	03/31/17	04/04/17	5,415.00	169287	ICE-O-MATIC ICE MACHINE
1ST SOURCE SERVALL	03/29/17	04/04/17	6,630.60		
ESSCO HEATING AND A/C	04/18/17	04/19/17	4,990.00	169754	AC UNIT FOR JDSCC AUDITORIUM
SMITH, JIM SERVICES	04/13/17	04/19/17	5,220.00		
SUNRISE NETWORK SOLUTIONS, INC	04/21/17	04/25/17	6,670.00	169907	LONG LEAF TRACE EMERGENCY CALLTOWERS
SWEETWATER SOLUTIONS, LLC	04/21/17	04/25/17	7,721.50		
UNITED FENCE COMPANY	04/24/17	05/01/17	6,583.00	170034	CENTRAL OFFICE PARK-HARDY ST. RIGHT OF WAY-
JEFCOAT FENCE OF HATTIESBURG	04/21/17	05/01/17	7,475.00		
UNITED FENCE COMPANY	04/18/17	05/02/17	14,755.00	170061	REMOVE,DISPOSE EXSITING FENCE & GATE TORNDA
JEFCOAT FENCE OF HATTIESBURG	04/21/17	05/02/17	16,750.00		
BLUE DOLPHIN POOL	04/24/17	05/05/17	32,100.00	170191	BEN MCNAIR-POOL PLASTER
ADCOCK POOLS AND SPA	05/03/17	05/05/17	59,500.00		
WATERS INTERNATIONAL TRUCKS INC	05/10/17	05/11/17	15,089.59	170355	REMOVE AND REPLACE ENGINE #18572
EMPIRE TRUCK SALES (H'BURG)	05/10/17	05/11/17	18,116.69		
NELSON, JOHN C	05/09/17	05/12/17	49,767.00	170368	DEMOLITION TO BUS BARN
T L CONSTRUCTION	05/11/17	05/12/17	86,000.00		
TEMPLE INC	05/11/17	05/17/17	9,626.00	170456	VIDEO DETECTION FOR CAMERA IN THE TRAFFIC D
POWELL CONSTRUCTION SERVICES INC	05/10/17	05/17/17	10,780.00		

55110 CITY OF HATTIESBURG UNADVERTISED BID PURCHASES Page - 1
Date - 8/29/17

SUCCESSFUL BID/ BID BID BID PURCHASE ITEM

OTHER BID	RECEIVED	AWARDED	AMOUNT	ORDER	DESCRIPTION
FREEDOM HOMES	05/08/17	05/17/17	30,003.00	170457	TEMPORARY MOBILE HOME TO REPLACE FIRE STATI
CLAYTON HOMES	05/06/17	05/17/17	38,964.00		
BEALL TIMBER	05/19/17	05/23/17	16,000.00	170592	GROUNDING OF THE MATERIAL AT LANDFILL/PUBLI
98 WASTE LLC	05/19/17	05/23/17	18,220.00		
BOBCAT OF HBURG (SEE EQUIPMENT INC)	05/26/17	05/30/17	42,200.04	170740	MINI TRACK EXCAVATOR FOR WATERTRANS.
WATTS BROTHERS TRACTOR CO	05/15/17	05/30/17	49,300.00		
BEALL TIMBER	06/06/17	06/08/17	16,000.00	170955	GROUNDING OF MATERIAL AT LANDFILL/PUBLIC WO
98 WASTE LLC	06/06/17	06/08/17	18,000.00		
CLARKE	06/06/17	06/08/17	3,480.00	170956	MOSQUITO CHEMICALS/OIL BASE FOR USE IN MOSQ
ADAPCO INC	06/06/17	06/08/17	4,140.00		
GARNER LUMLEY ELECTRIC SPLY CO	06/19/17	06/20/17	12,652.41	171252	REIL-LED RUNWAY LIGHTS/BOBBY CHAIN AIRPORT
IRBY, STUART C CO	06/19/17	06/20/17	17,000.00		
BEALL TIMBER	06/20/17	06/21/17	25,000.00	171271	REMOVE TIMBER AT WL RUNNELS & JM TATUM IND
98 WASTE LLC	06/20/17	06/21/17	26,160.00		
SANSOM EQUIPMENT CO	06/30/17	06/30/17	5,110,323.68	171503	DISASTER 2017/GARBAGE CANS

BILL TO:
CITY OF HATTIESBURG
ACCOUNTING DEPT
PO BOX 1898
HATTIESBURG, MS 39403-1898
FAX INVOICE TO: 601-584-4895

CITY OF HATTIESBURG
P U R C H A S E O R D E R
THE CITY IS NOT LIABLE FOR SALES TAX ID# 64-6000432

POINT OF CONTACT:

Page - 1
Date - 07/06/17

PO No. - 171560

Req No. - 2557

VENDOR MAILING:
HOLLIMAN CONSTRUCTION
145 HINTON DR
HATTIESBURG MS 39401-8406

FLUKER, CHERYL ()

VENDOR # 00078325

SHIP TO :
CITY OF HATTIESBURG
TRAFFIC
125 WALNUT ST
HATTIESBURG MS 39401

PROCESSING CODE:

SEND METHOD 1 ( )

PROJECT LINE: REMODELING 601 E PINE ST/YOUTH ART CENTER

Account #	Description	QTY	UM	UNIT COST	TOTAL COST
001207.5600	REMOVE60SQ OF 3TAB SHINGLES	1.00	EA	4,000.0000	4,000.00
001207.5600	INSTALL NEW 15LB FT	1.00	EA	1,800.0000	1,800.00
001207.5600	INSTALL NEW 3TAB SHINGLES	1.00	EA	5,800.0000	5,800.00
001207.5600	INSTALL ICE&WATER SHIELDS IN THE VALLEY	1.00	EA	400.0000	400.00
001207.5600	RPL ALL ROOF JACKS	1.00	EA	200.0000	200.00

TOTAL CONTRACT AMOUNT NOT TO EXCEED 12,200.00

SUBMIT SEPARATE INVOICES FOR EACH ORDER. PREPAY SHIPPING CHARGES IF ANY AND ADD TO INVOICE.

THIS PO NUMBER MUST APPEAR ON ALL PACKAGES & INVOICES.

FOR CORRECTIONS TO VENDOR ADDRESS ABOVE, CONTACT ACCOUNTING (601) 545-4686.

KERMAS EATON
CITY CLERK

QUOTE REQUEST RESPONSE FORM

Date 6/30/17
Order Number . . 2557 OQ

HOLLIMAN CONSTRUCTION
145 HINTON DR
HATTIESBURG MS 39401-8406

Mail To. . . . . CITY OF HATTIESBURG
PURCHASING DIVISION
220 W FRONT ST.2ND FLOOR
PO BOX 1898
HATTIESBURG MS 39401

Phone Number . . 601 5454512

PRINTED NAME Curtis Holliman

SIGNATURE Curtis Holliman DATE 6/30/17

Shipping terms are F.O.B. destination, freight prepaid

PROJECT LINE: REMODELING 601 E PINE ST/YOUTH ART CENTER

ITEM DESCRIPTION	Request Date	QTY	UM	Unit Price	Extended Cost	Delivery Date	Expired Date
REMOVE60SQ OF 3TAB SHINGLES	06/29/17	1.00	EA	4,000.00			
INSTALL NEW 15LB FT	06/29/17	1.00	EA	1800.00			
INSTALL NEW 3TAB SHINGLES	06/29/17	1.00	EA	5800.00			
INSTALL ICE&WATER SHIELDS IN THE VALLEY	06/29/17	1.00	EA	400.00			
RPL ALL ROOF JACKS	06/29/17	1.00	EA	200.00			

TOTAL BID PRICE 12,200.00

RECEIVED
JUL 6 2017
AWARDED

7/6/17

43530

CITY OF HATTIESBURG
QUOTE REQUEST RESPONSE FORM

Page No. 1
Date - 6/30/17
Order Number . . 2557 OQ

GRAY BUILDERS
2405 W 4TH ST
HATTIESBURG MS 39401-4713

Mail To. . . . . CITY OF HATTIESBURG
PURCHASING DIVISION
220 W FRONT ST.2ND FLOOR
PO BOX 1898
HATTIESBURG MS 39401

PRINTED NAME Joe Gray Builders

SIGNATURE Joe Gray DATE

Phone Number . . 601 5454512

Shipping terms are F.O.B. destination, freight prepaid

PROJECT LINE: REMODELING 601 E PINE ST/YOUTH ART CENTER

ITEM DESCRIPTION	Request Date	QTY	UM	Unit Price	Extended Cost	Delivery Date	Expired Date
REMOVE60SQ OF 3TAB SHINGLES	06/29/17	1.00	EA	55 sq	$330		
INSTALL NEW 15LB FT	06/29/17	1.00	EA	30	600		
INSTALL NEW 3TAB SHINGLES	06/29/17	1.00	EA	157 sq	9420		
INSTALL ICE&WATER SHIELDS IN THE VALLEY	06/29/17	1.00	EA	225 Roll	450		
RPL ALL ROOF JACKS	06/29/17	1.00	EA	6 vent/30	180		

TOTAL BID PRICE 14,000

BILL TO:
CITY OF HATTIESBURG
ACCOUNTING DEPT
PO BOX 1898
HATTIESBURG, MS 39403-1898
FAX INVOICE TO: 601-584-4895

CITY OF HATTIESBURG
P U R C H A S E O R D E R
THE CITY IS NOT LIABLE FOR SALES TAX ID# 64-6000432

POINT OF CONTACT:

Page - 1
Date - 06/30/17

PO No. - 171503

Req No. - 2553

VENDOR MAILING:
OTTO ENVIRONMENTAL SYSTEMS NA INC
12700 GENERAL DR
CHARLOTTE NC 28273-6415

EVANS, TERESA WILLIAMS (601) 5454626
MINUTE BOOK # PENDING
VENDOR # 90087303

SHIP TO :
CITY OF HATTIESBURG
PUBLIC WORKS DEPT
1202 JAMES STREET
HATTIESBURG MS 39401

PROCESSING CODE:

SEND METHOD 1 (704)5888981

PROJECT LINE: DISASTER 2017/GARBAGE CANS

Account #	Description	QTY	UM	UNIT COST	TOTAL COST
001201.5995	(308) OTTO MSD 95M MILLENNIUM CARTS INCLUDE THE FOLLOWING: 10" DIAMETER INJECTION MOLDED WHEELS SOLID STEEL AXLE, AND METAL FRONT BAR: CUSTOM LOLGO HOT STAMP ON EACH SIDE OF CART BODY: SEQUENTIAL SERIAL NUMBER HOT STAMPS ON EACH CONTAINER: 10 YEAR NON-PRORATED WARRANTY ON ANY MANUFACTURER DEFECTS. NEED HALF AND HALF 154 GREEN CANS 154 BROWN CANS	308.00	EA	51.3400	15,812.72

TOTAL CONTRACT AMOUNT NOT TO EXCEED 15,812.72

SUBMIT SEPARATE INVOICES FOR EACH ORDER. PREPAY SHIPPING CHARGES IF ANY AND ADD TO INVOICE.

THIS PO NUMBER MUST APPEAR ON ALL PACKAGES & INVOICES.

FOR CORRECTIONS TO VENDOR ADDRESS ABOVE, CONTACT ACCOUNTING (601) 545-4686.

KERMAS EATON
CITY CLERK

43530

CITY OF HATTIESBURG
QUOTE REQUEST RESPONSE FORM

Page No. 1
Date 6/21/17
Order Number . . 2553 OQ

OTTO ENVIRONMENTAL SYSTEM
12700 GENERAL DR
CHARLOTTE NC 28273-6415

Mail To. . . . . CITY OF HATTIESBURG
PURCHASING DIVISION
220 W FRONT ST.2ND FLOOR
PO BOX 1898
HATTIESBURG MS 39401

Phone Number . . 601 5454512

PRINTED NAME Sabrina Bowling, Director of Municipal Services

SIGNATURE Sabrina Bowling DATE June 26, 2017

Shipping terms are F.O.B. destination, freight prepaid

PROJECT LINE: DISASTER 2017/GARBAGE CANS

ITEM DESCRIPTION	Request Date	QTY	UM	Unit Price	Extended Cost	Delivery Date	Expired Date
(308) OTTO MSD 95M MILLENNIUM CARTS INCLUDE THE FOLLOWING: 10" DIAMETER INJECTI ON MOLDED WHEELS SOLID STEEL AXLE, AND METAL FRONT BAR: CUSTOM LOLGO HOT STAMP ON EACH SIDE OF CART BODY: SEQUENTIAL SERIAL NUMBER HOT STAMPS ON EACH CONTAINER: 10 YEAR NON-PRORATED WARRANTY ON ANY MANUFACTURER DEFECTS. NEED HALF AND HALF 154 GREEN CANS 154 BROWN CANS	06/21/17	308.00	EA	$51.34	$15,812.72	45 Days ARO	180 Days

RECEIVED
JUN 30 2017
AWARDED

TOTAL BID PRICE $15,812.72

6/30/2017

43530

CITY OF HATTIESBURG
QUOTE REQUEST RESPONSE FORM

Page No. 1
Date 6/21/17
Order Number . . 2553 OQ

SANSOM EQUIPMENT CO
PO BOX 360041
BIRMINGHAM AL 35236

Mail To. . . . . CITY OF HATTIESBURG
PURCHASING DIVISION
220 W FRONT ST.2ND FLOOR
PO BOX 1898
HATTIESBURG MS 39401

Phone Number . . 601 5454512

PRINTED NAME Cole Ryan

SIGNATURE [signature] DATE 6-30-17

Shipping terms are F.O.B. destination, freight prepaid

PROJECT LINE: DISASTER 2017/GARBAGE CANS

ITEM DESCRIPTION	Request Date	QTY	UM	Unit Price	Extended Cost	Delivery Date	Expired Date
(308) OTTO MSD 95M MILLENNIUM CARTS INCLUDE THE FOLLOWING: 10" DIAMETER INJECTI ON MOLDED WHEELS SOLID STEEL AXLE, AND METAL FRONT BAR: CUSTOM LOLGO HOT STAMP ON EACH SIDE OF CART BODY: SEQUENTIAL SERIAL NUMBER HOT STAMPS ON EACH CONTAINER: 10 YEAR NON-PRORATED WARRANTY ON ANY MANUFACTURER DEFECTS. NEED HALF AND HALF 154 GREEN CANS 154 BROWN CANS	06/21/17	308.00	EA	53.87	NA	100days	9-19-17

TOTAL BID PRICE 16,591.96

BILL TO:
CITY OF HATTIESBURG
ACCOUNTING DEPT
PO BOX 1898
HATTIESBURG, MS 39403-1898
FAX INVOICE TO: 601-584-4895

CITY OF HATTIESBURG
P U R C H A S E O R D E R
THE CITY IS NOT LIABLE FOR SALES TAX ID# 64-6000432

POINT OF CONTACT:

Page - 1
Date - 05/17/17

PO No. - 170457

Req No. - 2535

VENDOR MAILING:
FREEDOM HOMES
6896 HWY 49N
HATTIESBURG MS 39402

DANIELS, ROBERT (601) 5823311

VENDOR # 00106526

SHIP TO :
CITY OF HATTIESBURG
FIRE DEPT-STATION #2
1111 ARLEDGE STREET
HATTIESBURG MS 39401

PROCESSING CODE:

SEND METHOD 1 ( )

PROJECT LINE: TEMPORARY MOBILE HOME TO REPLACE FIRE STATION 2

Account #	Description	QTY	UM	UNIT COST	TOTAL COST
001160.7100.28	NEW MOBILE HOME 3-BEDROOM, TWO-BATH UNFURNISHED, 14' X 70' BOX, WITH A/C AND HEAT, STOVE, MICROWAVE OVEN, REFRIGERATOR, DISHWASHER PRICE INCLUDES: DELIVERY, SET UP (INCLUDING A/C & HEAT) TIE-DOWN, SKIRTING, STEPS FOR EACH DOOR CONTACT PERSON: FIRE CHIEF PAUL PRESLEY, 601-582-3311	1.00	EA	30,003.0000	30,003.00

TOTAL CONTRACT AMOUNT NOT TO EXCEED 30,003.00

SUBMIT SEPARATE INVOICES FOR EACH ORDER. PREPAY SHIPPING CHARGES IF ANY AND ADD TO INVOICE.

THIS PO NUMBER MUST APPEAR ON ALL PACKAGES & INVOICES.

FOR CORRECTIONS TO VENDOR ADDRESS ABOVE, CONTACT ACCOUNTING (601) 545-4686.

KERMAS EATON
CITY CLERK

43530

CITY OF HATTIESBURG
QUOTE REQUEST RESPONSE FORM

Page No. 1
Date 5/05/17
Order Number . . 2535 OQ

FREEDOM HOMES
6896 HWY 49N
HATTIESBURG MS 39402

Mail To. . . . . CITY OF HATTIESBURG
PURCHASING DIVISION
220 W FRONT ST.2ND FLOOR
PO BOX 1898
HATTIESBURG MS 39401

Phone Number . . 601 5454512

PRINTED NAME Bryan M Barr Jr

SIGNATURE [signature] DATE 5-8-17

Shipping terms are F.O.B. destination, freight prepaid

PROJECT LINE: TEMPORARY MOBILE HOME TO REPLACE FIRE STATION 2

ITEM DESCRIPTION	Request Date	QTY	UM	Unit Price	Extended Cost	Delivery Date	Expired Date
NEW MOBILE HOME 3-BEDROOM, TWO-BATH UNFURNISHED, 14' X 70' BOX, WITH A/C AND HEAT, STOVE, MICROWAVE OVEN, REFRIGERATOR, DISHWASHER PRICE INCLUDES: DELIVERY, SET UP (INCLUDING A/C & HEAT) TIE-DOWN, SKIRTING, STEPS FOR EACH DOOR CONTACT PERSON: FIRE CHIEF PAUL PRESLEY 601-582-3311	05/03/17	1.00	EA	30,003	30,003	8-8-17	JBO

RECEIVED
MAY - 8 2017

TOTAL BID PRICE 30,003

Paul Presley

RECEIVED
MAY 17 2017
AWARDED

43530

CITY OF HATTIESBURG
QUOTE REQUEST RESPONSE FORM

Page No. 1
Date - 5/05/17
Order Number . . 2535 OQ

CLAYTON HOMES
7325 HWY 49 N
HATTIESBURG MS 39402

Mail To. . . . . CITY OF HATTIESBURG
PURCHASING DIVISION
220 W FRONT ST.2ND FLOOR
PO BOX 1898
HATTIESBURG MS 39401

Phone Number . . 601 5454512

RINTED NAME Terri Lancaster

IGNATURE Terri Lancaster DATE 5-6-17

Shipping terms are F.O.B. destination, freight prepaid

ROJECT LINE: TEMPORARY MOBILE HOME TO REPLACE FIRE STATION 2

ITEM DESCRIPTION	Request Date	QTY	UM	Unit Price	Extended Cost	Delivery Date	Expired Date
NEW MOBILE HOME 3-BEDROOM, TWO-BATH UNFURNISHED, 14' X 70' BOX, WITH A/C AND HEAT, STOVE, MICROWAVE OVEN, REFRIGERATOR, DISHWASHER PRICE INCLUDES: DELIVERY, SET UP (INCLUDING A/C & HEAT) TIE-DOWN, SKIRTING, STEPS FOR EACH DOOR CONTACT PERSON: FIRE CHIEF PAUL PRESLEY, 601-582-3311	05/03/17	1.00	EA	38,964.00		6-1-17	9-1-17

Included 5 year Warranty
Energy Smart Home

TOTAL BID PRICE 38,964.00

RECEIVED
MAY - 8 2017

BILL TO:
CITY OF HATTIESBURG
ACCOUNTING DEPT
PO BOX 1898
HATTIESBURG, MS 39403-1898
FAX INVOICE TO: 601-584-4895

CITY OF HATTIESBURG
P U R C H A S E O R D E R
THE CITY IS NOT LIABLE FOR SALES TAX ID# 64-6000432

POINT OF CONTACT:

Page - 1
Date - 05/17/17

PO No. - 170456

Req No. - 2533

VENDOR MAILING:
TEMPLE INC
50 DAVIS ST NE
PO BOX 2066
DECATUR AL 35602-2066

BIVINS, REDONDA (601) 5454626
MINUTE BOOK # Pending
VENDOR # 00002206

SHIP TO :
CITY OF HATTIESBURG
TRAFFIC
125 WALNUT ST
HATTIESBURG MS 39401

PROCESSING CODE:
SEND METHOD 1 (256)3534578

PROJECT LINE: VIDEO DETECTION FOR CAMERA IN THE TRAFFIC DEPT.

Account #	Description	QTY	UM	UNIT COST	TOTAL COST
001191.5540	EDGE2-2N PROCESSOR	2.00	EA	1,438.0000	2,876.00
001191.5540	RZ4AWDR CAMERA	2.00	EA	3,375.0000	6,750.00

IF YOU HAVE ANY QUESTIONS PLEASE CALL REDONDA BIVENS
AT 601-545-4626

TOTAL CONTRACT AMOUNT NOT TO EXCEED 9,626.00

SUBMIT SEPARATE INVOICES FOR EACH ORDER. PREPAY SHIPPING CHARGES IF ANY AND ADD TO INVOICE.

THIS PO NUMBER MUST APPEAR ON ALL PACKAGES & INVOICES.

FOR CORRECTIONS TO VENDOR ADDRESS ABOVE, CONTACT ACCOUNTING (601) 545-4686.

KERMAS EATON
CITY CLERK

CITY OF HATTIESBURG
QUOTE REQUEST RESPONSE FORM

Page No. 1
Date - 5/04/17
Order Number . . 2533 OQ

TEMPLE INC
50 DAVIS ST NE
PO BOX 2065
DECATUR AL 35602-2066

Mail To. . . . . CITY OF HATTIESBURG
PURCHASING DIVISION
220 W FRONT ST.2ND FLOOR
PO BOX 1898
HATTIESBURG MS 39401

Phone Number . . 601 5454512

PRINTED NAME_____

SIGNATURE_____ DATE_____

Shipping terms are F.O.B. destination, freight prepaid

PROJECT LINE: VIDEO DETECTION FOR CAMERA IN THE TRAFFIC DEPT.

ITEM DESCRIPTION	Request Date	QTY	UM	Unit Price	Extended Cost	Delivery Date	Expired Date
EDGE2-2N PROCESSOR	05/03/17	2.00	EA	$	$		
RZ4AWDR CAMERA	05/03/17	2.00	EA	$			

IF YOU HAVE ANY QUESTIONS PLEASE CALL REDONDA RIVENS
AT 601-545-4626

TOTAL BID PRICE $19,626.60

RECEIVED
MAY 11 2017

RECEIVED
MAY 17 2017
AWARDED

3/15/2017

CITY OF HATTIESBURG
QUOTE REQUEST RESPONSE FORM

Page No. 1
Date - 5/04/17
Order Number . . 2533 OQ

☑001/001 ☑002/003

TEMPLE INC
50 DAVIS ST NE
PO BOX 2066
DECATUR AL 35602-2066

Mail To. . . . . CITY OF HATTIESBURG
PURCHASING DIVISION
220 W FRONT ST.2ND FLOOR
PO BOX 1898
HATTIESBURG MS 39401

Phone Number . . 601 5454512

PRINTED NAME Wes Porter

SIGNATURE [illegible] DATE [illegible]

Shipping terms are F.O.B. destination, freight prepaid

PROJECT LINE: VIDEO DETECTION FOR CAMERA IN THE TRAFFIC DEPT.

ITEM DESCRIPTION	Request Date	QTY	UM	Unit Price	Extended Cost	Delivery Date	Expired Date
EDGE2-2N PROCESSOR	05/03/17	2.00	EA	$1,439.00	$2,878.00	[illegible]	[illegible]
RZ4AWDR CAMERA	05/03/17	2.00	EA	$[illegible]	$4,150.00	[illegible]	[illegible]

IF YOU HAVE ANY QUESTIONS PLEASE CALL REDONDA BIVENS
AT 601-545-4626

TOTAL BID PRICE $7,6[illegible]

05/11/2017 09:14 FAX 601545661 Hattiesburg Purchasing
05/11/2017 THU 8:53

43530

CITY OF HATTIESBURG
QUOTE REQUEST RESPONSE FORM

Page No. 1
Date - 5/04/17
Order Number . . 2533 OQ

POWELL CONSTRUCTION SERVI
17300 SPRINGLAKE DR W
VANCLEAVE MS 39565-8145

Mail To. . . . . CITY OF HATTIESBURG
PURCHASING DIVISION
220 W FRONT ST.2ND FLOOR
PO BOX 1898
HATTIESBURG MS 39401

Phone Number . . 601 5454512

PRINTED NAME Powell Construstion Services, Inc

SIGNATURE William E. Powell DATE 5/10/2017

Shipping terms are F.O.B. destination, freight prepaid

PROJECT LINE: VIDEO DETECTION FOR CAMERA IN THE TRAFFIC DEPT.

ITEM DESCRIPTION	Request Date	QTY	UM	Unit Price	Extended Cost	Delivery Date	Expired Date
EDGE2-2N PROCESSOR	05/03/17	2.00	EA	$1,610.00	$3,220.00	4-6 weeks	6/29/2017
RZ4AWDR CAMERA	05/03/17	2.00	EA	$3,780.00	$7,560.00	4-6 weeks	6/29/2017

IF YOU HAVE ANY QUESTIONS PLEASE CALL REDONDA BIVENS
AT 601-545-4626

TOTAL BID PRICE $10,780.00

RECEIVED
MAY 10 2017

05/04/2017 THU 10:29 FAX 6015456661 Hattiesburg Purchasing 002/003

BILL TO:
CITY OF HATTIESBURG
ACCOUNTING DEPT
PO BOX 1898
HATTIESBURG, MS 39403-1898
FAX INVOICE TO: 601-584-4895

CITY OF HATTIESBURG
P U R C H A S E O R D E R
THE CITY IS NOT LIABLE FOR SALES TAX ID# 64-6000432

POINT OF CONTACT:

Page - 1
Date - 05/12/17

PO No. - 170368

Req No. - 2536

VENDOR MAILING:
JOHN C NELSON
406 HEMPHILL ST
HATTIESBURG MS 39401-3809

FORTENBERRY, ASHLEY (601) 5454592
MINUTE BOOK # PENDING
VENDOR # 00090639

SHIP TO :
CITY OF HATTIESBURG
CITY HALL - FEDERAL GRANTS ADMIN
200 FORREST STREET - 1ST FLOOR
HATTIESBURG MS 39401

PROCESSING CODE:

SEND METHOD 1 (601)5444170

PROJECT LINE: DEMOLITION TO BUS BARN

Account #	Description	QTY	UM	UNIT COST	TOTAL COST
001096.6351	DEMO OF BUS BARN DEMOLITION AND CLEAN UP OF BUS BARN.CONTRACTOR TO SUPPLY TOOLS,EQUIPMENT,LABOR,AND SUPERVISION.	1.00	EA	49,767.0000	49,767.00

TOTAL CONTRACT AMOUNT NOT TO EXCEED 49,767.00

SUBMIT SEPARATE INVOICES FOR EACH ORDER. PREPAY SHIPPING CHARGES IF ANY AND ADD TO INVOICE.

THIS PO NUMBER MUST APPEAR ON ALL PACKAGES & INVOICES.

FOR CORRECTIONS TO VENDOR ADDRESS ABOVE, CONTACT ACCOUNTING (601) 545-4686.

KERMAS EATON
CITY CLERK

43530

CITY OF HATTIESBURG
QUOTE REQUEST RESPONSE FORM

Page No. 1
Date - 5/08/17
Order Number . . 2536 OQ

JOHN C NELSON
406 HEMPHILL ST
HATTIESBURG MS 39401-3809

Mail To. . . . . CITY OF HATTIESBURG
PURCHASING DIVISION
220 W FRONT ST.2ND FLOOR
PO BOX 1898
HATTIESBURG MS 39401

PRINTED NAME John Nelson Construction

Phone Number . . 601 5454512

SIGNATURE Johnny Nelson DATE 5-9-17

Shipping terms are F.O.B. destination, freight prepaid

PROJECT LINE:

ITEM DESCRIPTION	Request Date	QTY	UM	Unit Price	Extended Cost	Delivery Date	Expired Date
DEMO OF BUS BARN	05/08/17						
DEMO OF BUS BARN DEMOLITION AND CLEAN UP OF BUS BARN.CONTRACTOR TO SUPPLY TOOLS,EQUPIMENT,LABOR,AND SUPERVISION.	05/08/17	1.00	EA				

TOTAL BID PRICE 49,767.00

RECEIVED
MAY - 9 2017
KW

RECEIVED
MAY 12 2017
AWARDED

p.1

May 10 17 12:33p

43530

CITY OF HATTIESBURG
QUOTE REQUEST RESPONSE FORM

Page No. 1
Date - 5/08/17
Order Number . . 2536 OQ

T L CONSTRUCTION
120 BARKLEY RD
HATTIESBURG MS 39401-6501

Mail To. . . . . CITY OF HATTIESBURG
PURCHASING DIVISION
220 W FRONT ST.2ND FLOOR
PO BOX 1898
HATTIESBURG MS 39401

Phone Number . . 601 5454512

PRINTED NAME TL Construction

SIGNATURE [illegible] DATE 5-11-17

Shipping terms are F.O.B. destination, freight prepaid

PROJECT LINE:

ITEM DESCRIPTION	Request Date	QTY	UM	Unit Price	Extended Cost	Delivery Date	Expired Date
DEMO OF BUS BARN	05/08/17						
DEMO OF BUS BARN DEMOLITION AND CLEAN UP OF BUS BARN.CONTRACTOR TO SUPPLY TOOLS,EQUPIMENT,LABOR,AND SUPERVISION.	05/08/17	1.00	EA	86,000.00		5-11-17	6-11-17

TOTAL BID PRICE 86,000.00

RECEIVED
MAY 11 2017
KW

BILL TO:
CITY OF HATTIESBURG
ACCOUNTING DEPT
PO BOX 1898
HATTIESBURG, MS 39403-1898
FAX INVOICE TO: 601-584-4895

CITY OF HATTIESBURG
P U R C H A S E O R D E R
THE CITY IS NOT LIABLE FOR SALES TAX ID# 64-6000432

POINT OF CONTACT:

Page - 1
Date - 05/11/17

PO No. - 170355

Req No. - 2538

VENDOR MAILING:
WATERS INTERNATIONAL TRUCKS INC
P O BOX 831
HATTIESBURG MS 39402-0831

BOLTON, SHARON (601) 5453356
MINUTE BOOK # PENDING
VENDOR # 90076690

SHIP TO :
CITY OF HATTIESBURG
HUB CITY TRANSIT
1001 S TIPTON ST
HATTIESBURG MS 39401

PROCESSING CODE:
SEND METHOD 1 (601)5447478

PROJECT LINE: REMOVE AND REPLACE ENGINE #18572

Account #	Description	QTY	UM	UNIT COST	TOTAL COST
073570.6385.02	REMOVE AND INSTALL ENGINE MAXXFORCE 7 ENGINE SWING #18572 ENGINE ASSEMBLY COMPLETE REMOVE & REINSTALL ENGINE REMAN ESB DURA V152/179; ROTELLA TRIP 15W40 MINERAL BULK; FLUID; PREMI UM POWER STEERING FLUID 3; RING O TANDEM PUMP KIT; GASKET V BAND TURBOCHARGER; GASKET TURBOCHARGER INLET; GASKET DISTRIB TION DUCT AND GASKET INLET DUCT TO INTAKE MANIFOLD	1.00	EA	15,089.5900	15,089.59

TOTAL CONTRACT AMOUNT NOT TO EXCEED 15,089.59

SUBMIT SEPARATE INVOICES FOR EACH ORDER. PREPAY SHIPPING CHARGES IF ANY AND ADD TO INVOICE.

THIS PO NUMBER MUST APPEAR ON ALL PACKAGES & INVOICES.

FOR CORRECTIONS TO VENDOR ADDRESS ABOVE, CONTACT ACCOUNTING (601) 545-4686.

KERMAS EATON
CITY CLERK

43530

CITY OF HATTIESBURG
QUOTE REQUEST RESPONSE FORM

Page No. 1
Date - 5/09/17
Order Number . . 2538 OQ

EMPIRE TRUCK SALES
300 SULLIVAN KILRAIN RD
HATTIESBURG MS 39402-7420

Mail To. . . . . CITY OF HATTIESBURG
PURCHASING DIVISION
220 W FRONT ST.2ND FLOOR
PO BOX 1898
HATTIESBURG MS 39401

Phone Number . . 601 5454512

PRINTED NAME Richard Butz

SIGNATURE [signature] DATE 5/10/17

Shipping terms are F.O.B. destination, freight prepaid

PROJECT LINE: REMOVE AND REPLACE ENGINE #18572

ITEM DESCRIPTION	Request Date	QTY	UM	Unit Price	Extended Cost	Delivery Date	Expired Date
REMOVE AND INSTALL ENGINE MAXXFORCE 7 ENGINE SWING #18572 ENGINE ASSEMBLY COMPLETE REMOVE & REINSTALL ENGINE REMAN ESB DURA V152/179; ROTELLA TRIP 15W40 MINERAL BULK; FLUID; PREMI UM POWER STEERING FLUID 3; RING O TANDEM PUMP KIT; GASKET V BAND TURBOCHARGER; GASKET TURBOCHARGER INLET; GASKET DISTRIB TION DUCT AND GASKET INLET DUCT TO INTAKE MANIFOLD	05/09/17	1.00	EA	18116.69			6/10/17

TOTAL BID PRICE 18116.69

43530

CITY OF HATTIESBURG
QUOTE REQUEST RESPONSE FORM

Page No. 1
Date - 5/09/17
Order Number . . 2538 OQ

WATERS INTERNATIONAL TRUC
P O BOX 831
HATTIESBURG MS 39402-0831

Mail To. . . . . CITY OF HATTIESBURG
PURCHASING DIVISION
220 W FRONT ST.2ND FLOOR
PO BOX 1898
HATTIESBURG MS 39401

Phone Number . . 601 5454512

PRINTED NAME Randy Holcomb

SIGNATURE Randy Holcomb DATE 5/10/17

Shipping terms are F.O.B. destination, freight prepaid

PROJECT LINE: REMOVE AND REPLACE ENGINE #18572

ITEM DESCRIPTION	Request Date	QTY	UM	Unit Price	Extended Cost	Delivery Date	Expired Date
REMOVE AND INSTALL ENGINE MAXXFORCE 7 ENGINE SWING #18572 ENGINE ASSEMBLY COMPLETE REMOVE & REINSTALL ENGINE REMAN ESB DURA V152/179; ROTELLA TRIP 15W40 MINERAL BULK; FLUID; PREMI UM POWER STEERING FLUID 3; RING O TANDEM PUMP KIT; GASKET V BAND TURBOCHARGER; GASKET TURBOCHARGER INLET; GASKET DISTRIB TION DUCT AND GASKET INLET DUCT TO INTAKE MANIFOLD	05/09/17	1.00	EA	$15089.59	$15089.59	5/10/17	

TOTAL BID PRICE $15089.59

RECEIVED
MAY 11 2017
AWARDED

BILL TO:
CITY OF HATTIESBURG
ACCOUNTING DEPT
PO BOX 1898
HATTIESBURG, MS 39403-1898
FAX INVOICE TO: 601-584-4895

CITY OF HATTIESBURG
P U R C H A S E O R D E R
THE CITY IS NOT LIABLE FOR SALES TAX ID# 64-6000432

POINT OF CONTACT:

Page - 1
Date - 05/05/17

PO No. - 170191

Req No. - 2530

VENDOR MAILING:
BLUE DOLPHIN POOL
500 CAMPBELL LP
STE 60
HATTIESBURG MS 39401

JONES, ANN (601) 5454661
MINUTE BOOK # PENDING
VENDOR # 00074627

SHIP TO :
CITY OF HATTIESBURG
REC-RECREATION CENTER(OLD YMCA)
300 N 12TH AVENUE
HATTIESBURG MS 39401

PROCESSING CODE:

SEND METHOD 0 ( )

PROJECT LINE: BEN MCNAIR-POOL PLASTER

Account #	Description	QTY	UM	UNIT COST	TOTAL COST
002300.7252.05	PROVIDE MATERIAL LABOR, AND EQUIPMENT TO REPLASTER BEN MCNAIR SWIMMING POOL WITH COLOR QUARTZ MIX. VENDOR SHALL DRAIN POOL, REMOVE ALL LOOSE PLASTER, APPLY SGM BOND COAT THEN PLASTER POOL WITH SGM DIAMOND BRITE POOL PLASTER MIX AS PER MANUFACTURES SPECIFICATIONS FOR A COMPLETE REPLASTER JOB. VENDOR SHALL REFILL POOL AND BALANCE POOL CHEMICALS WHEN NEW PLASTER JOB HAS CURED AS PER MANUFACTURES SPECIFICATIONS. VENDOR SHALL PROVIDE 1 YEAR WARRANTY ON WORKMANSHIP. VENDOR SHALL COORDINATE WITH CITY OF HATTIESBURG FOR EXACT COLOR SELECTIONS	1.00	EA	32,100.0000	32,100.00

TOTAL CONTRACT AMOUNT NOT TO EXCEED 32,100.00

SUBMIT SEPARATE INVOICES FOR EACH ORDER. PREPAY SHIPPING CHARGES IF ANY AND ADD TO INVOICE.

THIS PO NUMBER MUST APPEAR ON ALL PACKAGES & INVOICES.

FOR CORRECTIONS TO VENDOR ADDRESS ABOVE, CONTACT ACCOUNTING (601) 545-4686.

KERMAS EATON
CITY CLERK

43530

CITY OF HATTIESBURG
QUOTE REQUEST RESPONSE FORM

Page No. 1
Date - 4/21/17
Order Number . . 2530 OQ

ADCOCK AND ADCOCK INC
ADCOCK POOLS AND SPA
6192 US HIGHWAY 98 W
HATTIESBURG MS 39402-8530

Mail To. . . . . CITY OF HATTIESBURG
PURCHASING DIVISION
220 W FRONT ST.2ND FLOOR
PO BOX 1898
HATTIESBURG MS 39401

Phone Number . . 601 5454512

PRINTED NAME CATHY KEITH

SIGNATURE Cathy Keith DATE 05/03/17

Shipping terms are F.O.B. destination, freight prepaid

PROJECT LINE: BEN MCNAIR-POOL PLASTER

ITEM DESCRIPTION	Request Date	QTY	UM	Unit Price	Extended Cost	Delivery Date	Expired Date
PROVIDE MATERIAL LABOR, AND EQUIPMENT TO REPLASTER BEN MCNAIR SWIMMING POOL WITH COLOR QUARTZ MIX. VENDOR SHALL DRAIN POOL, REMOVE ALL LOOSE PLASTER, APPLY SGM BOND COAT THEN PLASTER POOL WITH SGM DIAMOND BRITE POOL PLASTER MIX AS PER MANUFACTURES SPECIFICATIONS FOR A COMPLETE REPLASTER JOB. VENDOR SHALL REFILL POOL AND BALANCE POOL CHEMICALS WHEN NEW PLASTER JOB HAS CURED AS PER MANUFACTURES SPECIFICATIONS. VENDOR SHALL PROVIDE 1 YEAR WARRANTY ON WORKMANSHIP VENDOR SHALL COORDINATE WITH CITY OF HATTIESBURG FOR EXACT COLOR SELECTIONS	04/21/17	1.00	EA	59,500.00	59,500.00	06/30/17	

RECEIVED
MAY - 3 2017

TOTAL BID PRICE 59,500.00

p.2

6012640446

lab

May 03 17 11:23a

BILL TO:
CITY OF HATTIESBURG
ACCOUNTING DEPT
PO BOX 1898
HATTIESBURG, MS 39403-1898
FAX INVOICE TO: 601-584-4895

CITY OF HATTIESBURG
P U R C H A S E O R D E R
THE CITY IS NOT LIABLE FOR SALES TAX ID# 64-6000432

POINT OF CONTACT:

Page - 1
Date - 05/02/17

PO No. - 170061

Req No. - 2528

VENDOR MAILING:
UNITED FENCE COMPANY
255 MCLEOD ST
HATTIESBURG MS 39401-3816

EVANS, TERESA WILLIAMS (601) 5454626
MINUTE BOOK # PENDING
VENDOR # 00013161

SHIP TO :
CITY OF HATTIESBURG
PUBLIC WORKS DEPT
1202 JAMES STREET
HATTIESBURG MS 39401

PROCESSING CODE:
SEND METHOD 1 (601)5820404

PROJECT LINE: REMOVE,DISPOSE EXSITING FENCE & GATE TORNDADO 2017

Account #	Description	QTY	UM	UNIT COST	TOTAL COST
001205.6351	REMOVE & DIPOSE OF EXISTING CHAIN LINK FENCE & GATE-FURNISH AND INSTALL: 85'-72" INDUSTRIAL GRADE ORNAMENTAL ALUMINUM FENCE 26' INDUSTRIAL GRADE ORNAMENTAL ALUMINUM CANTILEVER SLIDE GATE LIFTMASTER CSL24U SLIDE GATE OPERATOR CSA 500 CODE KEYPAD W/PEDESTAL FREE EXIT VEHICLE LOOP DETECTOR SAFETY VEHICLE LOOP DETECTOR -5' INDUSTRIAL GRADE ORNAMENTAL ALUMINUM WALK GATES W/BLOCK HINGES	1.00	EA	14,755.0000	14,755.00

TOTAL CONTRACT AMOUNT NOT TO EXCEED 14,755.00

SUBMIT SEPARATE INVOICES FOR EACH ORDER. PREPAY SHIPPING CHARGES IF ANY AND ADD TO INVOICE.

THIS PO NUMBER MUST APPEAR ON ALL PACKAGES & INVOICES.

FOR CORRECTIONS TO VENDOR ADDRESS ABOVE, CONTACT ACCOUNTING (601) 545-4686.

KERMAS EATON
CITY CLERK

43530

CITY OF HATTIESBURG
QUOTE REQUEST RESPONSE FORM

Page No. 1
Date - 4/25/17
Order Number . . 2528 OQ

UNITED FENCE COMPANY
255 MCLEOD ST
HATTIESBURG MS 39401-3816

Mail To. . . . . CITY OF HATTIESBURG
PURCHASING DIVISION
220 W FRONT ST.2ND FLOOR
PO BOX 1898
HATTIESBURG MS 39401

Phone Number . . 601 5454512

PRINTED NAME Kevin Faut

SIGNATURE Kevin Faut DATE 4/25/17

Shipping terms are F.O.B. destination, freight prepaid

PROJECT LINE: REMOVE,DISPOSE EXSITING FENCE & GATE FURNISH & INSTALL

ITEM DESCRIPTION	Request Date	QTY	UM	Unit Price	Extended Cost	Delivery Date	Expired Date
REMOVE & DIPOSE OF EXISTING CHAIN LINK FENCE & GATE-FURNISH AND INSTALL: 85'-72" INDUSTRIAL GRADE ORNAMENTAL ALUMINUM FENCE 26' INDUSTRIAL GRADE ORNAMENTAL ALUMINUM CANTILEVER SLIDE GATE LIFTMASTER CSL24U SLIDE GATE OPERATOR CSA 500 CODE KEYPAD W/PEDESTAL FREE EXIT VEHICLE LOOP DETECTOR SAFETY VEHICLE LOOP DETECTOR -5' INDUSTRIAL GRADE ORNAMENTAL ALUMINUM WALK GATES W/BLOCK HINGES	04/12/17	1.00	EA	14,755.0000	$14,755.00	5/31/17	6/19/17.

TOTAL BID PRICE $14,755.00

RECEIVED
MAY 25 2017

RECEIVED
MAY 2 2017
AWARDED

May 2 -2017

43530

CITY OF HATTIESBURG
QUOTE REQUEST RESPONSE FORM

Page No. 1
Date - 4/13/17
Order Number . . 2528 OQ

JEFCOAT FENCE OF HATTIESB
5328 HWY 42
PO BOX 1167
HATTIESBURG MS 39403-1167

Mail To. . . . . CITY OF HATTIESBURG
PURCHASING DIVISION
220 W FRONT ST.2ND FLOOR
PO BOX 1898
HATTIESBURG MS 39401

PRINTED NAME Carlos Flores

Phone Number . . 601 5454512

SIGNATURE [signature] DATE 4-21-17 Shipping terms are F.O.B. destination, freight prepaid

PROJECT LINE: REMOVE,DISPOSE EXSITING FENCE & GATE FURNISH & INSTALL

ITEM DESCRIPTION	Request Date	QTY	UM	Unit Price	Extended Cost	Delivery Date	Expired Date
REMOVE & DIPOSE OF EXISTING CHAIN LINK FENCE & GATE-FURNISH AND INSTALL: 85'-72" INDUSTRIAL GRADE ORNAMENTAL ALUMINUM FENCE 26' INDUSTRIAL GRADE ORNAMENTAL ALUMINUM CANTILEVER SLIDE GATE LIFTMASTER CSL24U SLIDE GATE OPERATOR CSA 500 CODE KEYPAD W/PEDESTAL FREE EXIT VEHICLE LOOP DETECTOR SAFETY VEHICLE LOOP DETECTOR -5' INDUSTRIAL GRADE ORNAMENTAL ALUMINUM WALK GATES W/BLOCK HINGES	04/12/17	1.00	EA	16,750	16750	5-20-17	6-1-17

TOTAL BID PRICE $16,750.00

RECEIVED
MAY 21 2017

BILL TO:
CITY OF HATTIESBURG
ACCOUNTING DEPT
PO BOX 1898
HATTIESBURG, MS 39403-1898
FAX INVOICE TO: 601-584-4895

CITY OF HATTIESBURG
P U R C H A S E O R D E R
THE CITY IS NOT LIABLE FOR SALES TAX ID# 64-6000432

POINT OF CONTACT:

Page - 1
Date - 05/01/17

PO No. - 170034

Req No. - 2531

VENDOR MAILING:
UNITED FENCE COMPANY
255 MCLEOD ST
HATTIESBURG MS 39401-3816

JONES, ANN (601) 5454661
MINUTE BOOK # PENDING
VENDOR # 00013161

SHIP TO :
CITY OF HATTIESBURG
SEE BELOW FOR DELIVERY

PROCESSING CODE:
SEND METHOD 0 ( )

PROJECT LINE: CENTRAL OFFICE PARK-HARDY ST. RIGHT OF WAY-FENCE

Account #	Description	QTY	UM	UNIT COST	TOTAL COST
002300.6999	PROVIDE MATERIAL LABOR AND EQUIPMENT TO INSTALL APPROX 276'-48" ONAMENTAL BLACK ALUMINUM FENCE. ALUMI-GUARD, INDUSTRIAL GRADE 1" PICKET, ASCOT THREE (3) RAIL, BLACK COLOR, 4" PICKET SPACING STANDARD PYRAMID CAPS ON POST CAPS. CITY TO INSTALL APPROX EIGHT (8) 5' BRICK COLUMNS. VENDOR TO ASSIST CITY IN COLUMN LAYOUT IN ORDER FOR FENCE LAYOUT TO WORK WITH COLUMN PLACEMENT	1.00	EA	6,583.0000	6,583.00

TOTAL CONTRACT AMOUNT NOT TO EXCEED 6,583.00

SUBMIT SEPARATE INVOICES FOR EACH ORDER. PREPAY SHIPPING CHARGES IF ANY AND ADD TO INVOICE.

THIS PO NUMBER MUST APPEAR ON ALL PACKAGES & INVOICES.

FOR CORRECTIONS TO VENDOR ADDRESS ABOVE, CONTACT ACCOUNTING (601) 545-4686.

KERMAS EATON
CITY CLERK

43530

CITY OF HATTIESBURG
QUOTE REQUEST RESPONSE FORM

Page No. 1
Date - 4/21/17
Order Number . . 2531 OQ

UNITED FENCE COMPANY
255 MCLEOD ST
HATTIESBURG MS 39401-3816

Mail To. . . . . CITY OF HATTIESBURG
PURCHASING DIVISION
220 W FRONT ST.2ND FLOOR
PO BOX 1898
HATTIESBURG MS 39401

Phone Number . . 601 5454512

PRINTED NAME Kevin Fant

SIGNATURE [signature] DATE 4/24/17

Shipping terms are F.O.B. destination, freight prepaid

PROJECT LINE: CENTRAL OFFICE PARK-HARDY ST. RIGHT OF WAY-FENCE

ITEM DESCRIPTION	Request Date	QTY	UM	Unit Price	Extended Cost	Delivery Date	Expired Date
PROVIDE MATERIAL. LABOR AND EQUIPMENT TO INSTALL APPROX 276'-48" ONAMENTAL BLACK ALUMINUM FENCE. ALUMI-GUARD, INDUSTRIAL GRADE 1" PICKET, ASCOT THREE (3) RAIL, BLACK COLOR, 4" PICKET SPACING STANDARD PYRAMID CAPS ON POST CAPS. CITY TO INSTALL APPROX EIGHT (8), 5' BRICK COLUMNS. VENDOR TO ASSIST CITY IN COLUMN LAYOUT IN ORDER FOR FENCE LAYOUT TO WORK WITH COLUMN PLACEMENT	04/21/17	1.00	EA	6583.00	6,583.00	5/30/17	6/10/17

RECEIVED
APR 24 2017

RECEIVED
MAY 1 2017
AWARDED

TOTAL BID PRICE $6,583.00

5/1/17

43530

CITY OF HATTIESBURG
QUOTE REQUEST RESPONSE FORM

Page No. 1
Date - 4/21/17
Order Number . . 2531 OQ

JEFCOAT FENCE OF HATTIESB
5328 HWY 42
PO BOX 1167
HATTIESBURG MS 39403-1167

Mail To. . . . . CITY OF HATTIESBURG
PURCHASING DIVISION
220 W FRONT ST.2ND FLOOR
PO BOX 1898
HATTIESBURG MS 39401

Phone Number . . 601 5454512

PRINTED NAME Carlos Flores

SIGNATURE [signature] DATE 4-21-17

Shipping terms are F.O.B. destination, freight prepaid

PROJECT LINE: CENTRAL OFFICE PARK-HARDY ST. RIGHT OF WAY-FENCE

ITEM DESCRIPTION	Request Date	QTY	UM	Unit Price	Extended Cost	Delivery Date	Expired Date
PROVIDE MATERIAL LABOR AND EQUIPMENT TO INSTALL APPROX 276'-48" ONAMENTAL BLACK ALUMINUM FENCE. ALUMI-GUARD, INDUSTRIAL GRADE 1" PICKET. ASCOT THREE (3) RAIL, BLACK COLOR, 4" PICKET SPACING STANDARD PYRAMID CAPS ON POST CAPS. CITY TO INSTALL APPROX EIGHT (8), 5' BRICK COLUMNS. VENDOR TO ASSIST CITY IN COLUMN LAYOUT IN ORDER FOR FENCE LAYOUT TO WORK WITH COLUMN PLACEMENT	04/21/17	1.00	EA	7475.00	7475	6-1-17	7-30-17

RECEIVED
APR 21 2017

TOTAL BID PRICE 7475.00

BILL TO:
CITY OF HATTIESBURG
ACCOUNTING DEPT
PO BOX 1898
HATTIESBURG, MS 39403-1898
FAX INVOICE TO: 601-584-4895

CITY OF HATTIESBURG
P U R C H A S E O R D E R
THE CITY IS NOT LIABLE FOR SALES TAX ID# 64-6000432

POINT OF CONTACT:

Page - 1
Date - 04/25/17

PO No. - 169907

Req No. - 2529

VENDOR MAILING:
SUNRISE NETWORK SOLUTIONS, INC
PO BOX 1242
OCEAN SPRINGS MS 39566

HARRIS, MARIE (601) 5454541
MINUTE BOOK # PENDING
VENDOR # 00106282

SHIP TO :
CITY OF HATTIESBURG
NOT APPLICABLE

PROCESSING CODE:

SEND METHOD 1 (228)8757336

PROJECT LINE: LONG LEAF TRACE EMERGENCY CALLTOWERS

Account #	Description	QTY	UM	UNIT COST	TOTAL COST
072201.7230.51	CALL TOWERS THE CITY OF HATTIESBURG IS REQUESTING A QUOTE FOR 2 EMERGENCY CALL TOWERS EACH TOWERS MUST BE PAINTED BLUE INCLUDE A BLUE LED STROBE LIGHT AND AN EMERGENCY PUSH BUTTON CALL BOX THAT HAS A MICROPHONE AND SPEAKER FOR A TWO-WAY CONVERSATION. THE TOWER MUST BE HARDWIRED POWER AND PHONE CONNECTIVITY. PLEASE INCLUDE SHIPPING CHARGES AND ESTIMATED SHIP TIME: DO NOT INCLUDE INSTALLATION FEES.	2.00	EA	3,335.0000	6,670.00

TOTAL CONTRACT AMOUNT NOT TO EXCEED 6,670.00

SUBMIT SEPARATE INVOICES FOR EACH ORDER. PREPAY SHIPPING CHARGES IF ANY AND ADD TO INVOICE.

THIS PO NUMBER MUST APPEAR ON ALL PACKAGES & INVOICES.

FOR CORRECTIONS TO VENDOR ADDRESS ABOVE, CONTACT ACCOUNTING (601) 545-4686.

KERMAS EATON
CITY CLERK

43530

CITY OF HATTIESBURG
QUOTE REQUEST RESPONSE FORM

Page No. 1
Date - 4/20/17
Order Number . . 2529 OQ

SUNRISE NETWORK SOLUTIONS
PO BOX 1242
OCEAN SPRINGS MS 39566

Mail To. . . . . CITY OF HATTIESBURG
PURCHASING DIVISION
220 W FRONT ST.2ND FLOOR
PO BOX 1898
HATTIESBURG MS 39401

Phone Number . . 601 5454512

PRINTED NAME Joshua K. Bowie

SIGNATURE DATE 4/21/17

Shipping terms are F.O.B. destination, freight prepaid

PROJECT LINE: LONG LEAF TRACE EMERGENCY CALLTOWERS

ITEM DESCRIPTION	Request Date	QTY	UM	Unit Price	Extended Cost	Delivery Date	Expired Date
CALL TOWERS THE CITY OF HATTIESBURG IS REQUESTING A QUOTE FOR 2 EMERGENCY CALL TOWERS EACH TOWERS MUST BE PAINTED BLUE INCLUDE A BLUE LED STROBE LIGHT AND AN EMERGENCY PUSH BUTTON CALL BOX THAT HAS A MICROPHONE AND SPEAKER FOR A TWO-WAY CONVERSATION. THE TOWER MUST BE HARDWIRED POWER AND PHONE CONNECTIVITY. PLEASE INCLUDE SHIPPING CHARGES AND ESTIMATED SHIP TIME; DO NOT INCLUDE INSTALLATION FEES.	04/18/17	2.00	EA	$3,335.00	$6,670.00	6/2/17	5/1/17

TOTAL BID PRICE $6,670.00

RECEIVED
APR 25 2017
AWARDED

RECEIVED
APR 21 2017

LR

43530

CITY OF HATTIESBURG
QUOTE REQUEST RESPONSE FORM

Page No. 1
Date - 4/20/17
Order Number . . 2529 OQ

SWEETWATER SOLUTIONS, LLC
3112 FITZGERALD CIR
MONTGOMERY AL 36106

Mail To. . . . . CITY OF HATTIESBURG
PURCHASING DIVISION
220 W FRONT ST.2ND FLOOR
PO BOX 1898
HATTIESBURG MS 39401

Phone Number . . 601 5454512

PRINTED NAME W. D. Cook

SIGNATURE W D Cook DATE 4/21/17

Shipping terms are F.O.B. destination, freight prepaid

PROJECT LINE: LONG LEAF TRACE EMERGENCY CALLTOWERS

ITEM DESCRIPTION	Request Date	QTY	UM	Unit Price	Extended Cost	Delivery Date	Expired Date
CALL TOWERS THE CITY OF HATTIESBURG IS REQUESTING A QUOTE FOR 2 EMERGENCY CALL TOWERS EACH TOWERS MUST BE PAINTED BLUE INCLUDE A BLUE LED STROBE LIGHT AND AN EMERGENCY PUSH BUTTON CALL BOX THAT HAS A MICROPHONE AND SPEAKER FOR A TWO-WAY CONVERSATION. THE TOWER MUST BE HARDWIRED POWER AND PHONE CONNECTIVITY. PLEASE INCLUDE SHIPPING CHARGES AND ESTIMATED SHIP TIME; DO NOT INCLUDE INSTALLATION FEES.	04/18/17	2.00	EA	$3860.75	$7721.50	4-5 weeks from order	30 Days

TOTAL BID PRICE $7721.50

RECEIVED
APR 21 2017

BILL TO:
CITY OF HATTIESBURG
ACCOUNTING DEPT
PO BOX 1898
HATTIESBURG, MS 39403-1898
FAX INVOICE TO: 601-584-4895

CITY OF HATTIESBURG
P U R C H A S E O R D E R
THE CITY IS NOT LIABLE FOR SALES TAX ID# 64-6000432

POINT OF CONTACT:

Page - 1
Date - 04/19/17

PO No. - 169754

Req No. - 2527

VENDOR MAILING:
ESSCO HEATING AND A/C
1502 N MAIN ST
PO BOX 111
HATTIESBURG MS 39403-0111

JONES, ANN (601) 5454661

VENDOR # 00013105

SHIP TO :
CITY OF HATTIESBURG
JACKIE DOLE SHERRILL COMM. CTR.
220 W FRONT STREET - 1ST FLOOR
HATTIESBURG MS 39401

PROCESSING CODE:

SEND METHOD 1 (601)5451873

PROJECT LINE: AC UNIT FOR JDSCC AUDITORIUM

Account #	Description	QTY	UM	UNIT COST	TOTAL COST
077650.6380	VENDOR SHALL PROVID MATERIAL LABOR AND EQUIPMENT TO REPLACE EXISTING 7.5 TON CONDENSING UNIT WITH ONE NEW TRANE 7.5 TON CONDENSING UNIT. VENDOR SHALL FULLY CHARGE UNIT WITH FREON AS PER MANUFACTURE SPECIFICATION.	1.00	EA	4,990.0000	4,990.00

TOTAL CONTRACT AMOUNT NOT TO EXCEED 4,990.00

SUBMIT SEPARATE INVOICES FOR EACH ORDER. PREPAY SHIPPING CHARGES IF ANY AND ADD TO INVOICE.

THIS PO NUMBER MUST APPEAR ON ALL PACKAGES & INVOICES.

FOR CORRECTIONS TO VENDOR ADDRESS ABOVE, CONTACT ACCOUNTING (601) 545-4686.

KERMAS EATON
CITY CLERK

43530

CITY OF HATTIESBURG
QUOTE REQUEST RESPONSE FORM

Page No. 1
Date - 4/13/17
Order Number . . 2527 OQ

ESSCO HEATING AND A/C
1502 N MAIN ST
PO BOX 111
HATTIESBURG MS 39403-0111

Mail To. . . . . CITY OF HATTIESBURG
PURCHASING DIVISION
220 W FRONT ST.2ND FLOOR
PO BOX 1898
HATTIESBURG MS 39401

Phone Number . . 601 5454512

PRINTED NAME Matt Brown

SIGNATURE Matt B DATE 4-18-17

Shipping terms are F.O.B. destination, freight prepaid

PROJECT LINE: AC UNIT FOR JDSCC AUDITORIUM

ITEM DESCRIPTION	Request Date	QTY	UM	Unit Price	Extended Cost	Delivery Date	Expired Date
VENDOR SHALL PROVID MATERIAL LABOR AND EQUIPMENT TO REPLACE EXISTING 7.5 TON CONDENSING UNIT WITH ONE NEW TRANE 7.5 TON CONDENSING UNIT. VENDOR SHALL FULLY CHARGE UNIT WITH FREON AS PER MANUFACTURE SPECIFICATION.	04/12/17	1.00	EA	$4990.00		5to7days	45days

TOTAL BID PRICE 4990.

RECEIVED
APR 18 2017

4-19-17

RECEIVED
APR 19 2017
AWARDED

43530

CITY OF HATTIESBURG
QUOTE REQUEST RESPONSE FORM

Date 4/13/17
Order Number . . 2527 QQ

JIM SMITH SERVICES
315 E THIRD ST
HATTIESBURG MS 39401-2009

Mail To. . . . . CITY OF HATTIESBURG
PURCHASING DIVISION
220 W FRONT ST.2ND FLOOR
PO BOX 1898
HATTIESBURG MS 39401

Phone Number . . 601 5454512

PRINTED NAME Jim Smith Services, Inc

SIGNATURE [signature] DATE 4/13/2017

Shipping terms are F.O.B. destination, freight prepaid

PROJECT LINE: AC UNIT FOR JDSCC AUDITORIUM

ITEM DESCRIPTION	Request Date	QTY	UM	Unit Price	Extended Cost	Delivery Date	Expired Date
VENDOR SHALL PROVID MATERIAL LABOR AND EQUIPMENT TO REPLACE EXISTING 7.5 TON CONDENSING UNIT WITH ONE NEW TRANE 7.5 TON CONDENSING UNIT. VENDOR SHALL FULLY CHARGE UNIT WITH FREON AS PER MANUFACTURE SPECIFICATION.	04/12/17	1.00	EA	5,220.00	$5,220.00	Week of 4/17	5/13/17

TOTAL BID PRICE $5,220.00

RECEIVED
APR 13 2017

BILL TO:
CITY OF HATTIESBURG
ACCOUNTING DEPT
PO BOX 1898
HATTIESBURG, MS 39403-1898
FAX INVOICE TO: 601-584-4895

CITY OF HATTIESBURG
P U R C H A S E O R D E R
THE CITY IS NOT LIABLE FOR SALES TAX ID# 64-6000432

POINT OF CONTACT:

Page - 1
Date - 04/04/17
PO No. - 169286
Req No. - 2520

VENDOR MAILING:
SUNRISE NETWORK SOLUTIONS, INC
PO BOX 1242
OCEAN SPRINGS MS 39566

HARRIS, MARIE (601) 5454541
MINUTE BOOK # PENDING
VENDOR # 00106282

SHIP TO :
CITY OF HATTIESBURG
NOT APPLICABLE

PROCESSING CODE:
SEND METHOD 1 (228)8757336

PROJECT LINE: LONG LEAF TRACE EMERGENCY CALL TOWERS

Account #	Description	QTY	UM	UNIT COST	TOTAL COST
072201.7230.51	CALL TOWERS THE CITY OF HATTIESBURG IS REQUESTING A QUOTE FOR 5 EMERGENCY CALL TOWERS. EACH TOWER MUST BE PAINTED BLUE, INCLUDE A BLUE LED STROBE LIGHT, AND AN EMERGENCY PUSH BUTTON CALL BOX THAT HAS A MICROPHONE AND SPEAKER FOR A TWO-WAY CONVERSATION. THE TOWER MUST BE HARDWIRED POWER AND PHONE CONNECTIVITY. PLEASE INCLUDE SHIPPING CHARGES AND ESTIMATED SHIP TIME; DO NO INCLUDE INSTALLATION FEES.	5.00	EA	2,998.0000	14,990.00

TOTAL CONTRACT AMOUNT NOT TO EXCEED 14,990.00

SUBMIT SEPARATE INVOICES FOR EACH ORDER. PREPAY SHIPPING CHARGES IF ANY AND ADD TO INVOICE.

THIS PO NUMBER MUST APPEAR ON ALL PACKAGES & INVOICES.

FOR CORRECTIONS TO VENDOR ADDRESS ABOVE, CONTACT ACCOUNTING (601) 545-4686.

KERMAS EATON
CITY CLERK

43530

CITY OF HATTIESBURG
QUOTE REQUEST RESPONSE FORM

Page No. 1
Date - 3/30/17
Order Number . . 2520 OQ

SUNRISE NETWORK SOLUTIONS
PO BOX 1242
OCEAN SPRINGS MS 39566

Mail To. . . . . CITY OF HATTIESBURG
PURCHASING DIVISION
220 W FRONT ST.2ND FLOOR
PO BOX 1898
HATTIESBURG MS 39401

PRINTED NAME Joshua K. Bowie

Phone Number . . 601 5454512

SIGNATURE DATE 3/31/17

Shipping terms are F.O.B. destination, freight prepaid

PROJECT LINE: LONG LEAF TRACE EMERGENCY CALL TOWERS

ITEM DESCRIPTION	Request Date	QTY	UM	Unit Price	Extended Cost	Delivery Date	Expired Date
CALL TOWERS THE CITY OF HATTIESBURG IS REQUESTING A QUOTE FOR 5 EMERGENCY CALL TOWERS. EACH TOWER MUST BE PAINTED BLUE. INCLUDE A BLUE LED STROBE LIGHT, AND AN EMERGENCY PUSH BUTTON CALL BOX THAT HAS A MICROPHONE AND SPEAKER FOR A TWO-WAY CONVERSATION. THE TOWER MUST BE HARDWIRED POWER AND PHONE CONNECTIVITY. PLEASE INCLUDE SHIPPING CHARGES AND ESTIMATED SHIP TIME; DO NO INCLUDE INSTALLATION FEES.	03/28/17	5.00	EA	$2,998.00	$14,990.00	5/5/17	4/7/17

TOTAL BID PRICE $14,990.00

RECEIVED
APR 5 2017
AWARDED

RECEIVED
MAR 31 2017

43530

CITY OF HATTIESBURG
QUOTE REQUEST RESPONSE FORM

Page No. 1
Date - 3/30/17
Order Number . . 2520 OQ

GORRIE-REGAN AND ASSOCIAT
2927 CENTRAL AVE
BIRMINGHAM AL 35209-2528

Mail To. . . . . CITY OF HATTIESBURG
PURCHASING DIVISION
220 W FRONT ST.2ND FLOOR
PO BOX 1898
HATTIESBURG MS 39401

Phone Number . . 601 5454512

PRINTED NAME Mark Smith, Gorrie Regan & Associates, Inc.

SIGNATURE DATE 3/30/2017

Shipping terms are F.O.B. destination, freight prepaid

PROJECT LINE: LONG LEAF TRACE EMERGENCY CALL TOWERS

ITEM DESCRIPTION	Request Date	QTY	UM	Unit Price	Extended Cost	Delivery Date	Expired Date
CALL TOWERS THE CITY OF HATTIESBURG IS REQUESTING A QUOTE FOR 5 EMERGENCY CALL TOWERS. EACH TOWER MUST BE PAINTED BLUE, INCLUDE A BLUE LED STROBE LIGHT, AND AN EMERGENCY PUSH BUTTON CALL BOX THAT HAS A MICROPHONE AND SPEAKER FOR A TWO-WAY CONVERSATION. THE TOWER MUST BE HARDWIRED POWER AND PHONE CONNECTIVITY. PLEASE INCLUDE SHIPPING CHARGES AND ESTIMATED SHIP TIME; DO NO INCLUDE INSTALLATION FEES.	03/28/17	5.00	EA	$5,083.13	$25,415.65	5/5/17	5/5/17

TOTAL BID PRICE $25,415.65

RECEIVED
MAR 30 2017

43530

CITY OF HATTIESBURG
QUOTE REQUEST RESPONSE FORM

Page No. 1
Date - 3/30/17
Order Number . . 2520 OQ

SWEETWATER SOLUTIONS, LLC
3112 FITZGERALD CIR
MONTGOMERY AL 36106

Mail To. . . . . CITY OF HATTIESBURG
PURCHASING DIVISION
220 W FRONT ST.2ND FLOOR
PO BOX 1898
HATTIESBURG MS 39401

Phone Number . . 601 5454512

PRINTED NAME W. D. Cook

SIGNATURE [signature] DATE 3/30/17

Shipping terms are F.O.B. destination, freight prepaid

PROJECT LINE: LONG LEAF TRACE EMERGENCY CALL TOWERS

ITEM DESCRIPTION	Request Date	QTY	UM	Unit Price	Extended Cost	Delivery Date	Expired Date
CALL TOWERS THE CITY OF HATTIESBURG IS REQUESTING A QUOTE FOR 5 EMERGENCY CALL TOWERS. EACH TOWER MUST BE PAINTED BLUE, INCLUDE A BLUE LED STROBE LIGHT, AND AN EMERGENCY PUSH BUTTON CALL BOX THAT HAS A MICROPHONE AND SPEAKER FOR A TWO-WAY CONVERSATION. THE TOWER MUST BE HARDWIRED POWER AND PHONE CONNECTIVITY. PLEASE INCLUDE SHIPPING CHARGES AND ESTIMATED SHIP TIME; DO NO INCLUDE INSTALLATION FEES.	03/28/17	5.00	EA	$3,723.75	$18,618.75	4-5 weeks from order	30 DAYS

TOTAL BID PRICE $18,618.75

RECEIVED
MAR 30 2017

BILL TO:
CITY OF HATTIESBURG
ACCOUNTING DEPT
PO BOX 1898
HATTIESBURG, MS 39403-1898
FAX INVOICE TO: 601-584-4895

CITY OF HATTIESBURG
P U R C H A S E O R D E R
THE CITY IS NOT LIABLE FOR SALES TAX ID# 64-6000432

POINT OF CONTACT:

Page - 1
Date - 04/04/17
PO No. - 169287
Req No. - 2519

VENDOR MAILING:
GROVER BROTHERS RESTAURANT &
GROCERY EQUIPMENT INC
1500 N MAIN ST
HATTIESBURG MS 39401-1911

EVANS, CHELSEA (601) 5454545
MINUTE BOOK # PENDING
VENDOR # 00001514

SHIP TO :
CITY OF HATTIESBURG
PUBLIC WORKS DEPT
1202 JAMES STREET
HATTIESBURG MS 39401

PROCESSING CODE:
SEND METHOD 1 (601)5444801

PROJECT LINE: ICE-O-MATIC ICE MACHINE

Account #	Description	QTY	UM	UNIT COST	TOTAL COST
001201.5460	STORAGE BIN 854 LBS (388 KG) OF ICE DIMENSIONS (W x D x H) 48 x 31 x 50 (IN.)	1.00	EA	1,295.0000	1,295.00
001201.5460	ICE MAKING CAPACITY OVER 1000 LBS (454 KG) DIMENSIONS (H x W x D) 16 x 10 x 6 (in) 406 x 254 x 152 (MM)	1.00	EA	3,995.0000	3,995.00
001201.5460	ICE PRODUCTION UP TO 913 LBS (414 KG) DAILY DIMENSIONS (WxDxH) 30x24x26(IN) 762x610x660 (MM)	1.00	EA	125.0000	125.00
001201.6120	FREIGHT	1.00	EA	.0000	

TOTAL CONTRACT AMOUNT NOT TO EXCEED 5,415.00

SUBMIT SEPARATE INVOICES FOR EACH ORDER. PREPAY SHIPPING CHARGES IF ANY AND ADD TO INVOICE.

THIS PO NUMBER MUST APPEAR ON ALL PACKAGES & INVOICES.

FOR CORRECTIONS TO VENDOR ADDRESS ABOVE, CONTACT ACCOUNTING (601) 545-4656.

KERMAS EATON
CITY CLERK

43630

CITY OF HATTIESBURG
QUOTE REQUEST RESPONSE FORM

Page No. . . . : 1
Date . . . . . : 3/28/17
Order Number . . : 2619 OQ

GROVER BROTHERS RESTAURAN
GROCERY EQUIPMENT INC
1501 N MAIN ST
HATTIESBURG MS 39401-1911

Mail To. . . . . CITY OF HATTIESBURG
PURCHASING DIVISION
220 W FRONT ST.2ND FLOOR
PO BOX 1898
HATTIESBURG MS 39401

Phone Number . 601 5454512

PRINTED NAME Lynda Rich

SIGNATURE Lynda Rich DATE 3/31/17

Shipping terms are F.O.B. destination, freight prepaid

PROJECT LINE: ICE-O-MATIC ICE MACHINE

ITEM DESCRIPTION	Request Date	QTY	UM	Unit Price	Extended Cost	Delivery Date	Expired Date
STORAGE BIN 854 LBS (388 KG) OF ICE DIMENSIONS (W x D x H) 48 x 31 x 50 (IN.)	03/28/17	1.00	EA	1295		1wk	today
ICE MAKING CAPACITY OVER 1000 LBS (454 KG) DIMENSIONS (H x W x D) 16 x 10 x 6 (in) 406 x 254 x 152 (MM)	03/28/17	1.00	EA	3995.00		1wk	today
ICE PRODUCTION UP TO 913 LBS (414 KG) DAILY DIMENSIONS (WxDxH) 30x24x26(IN) 762x610x660 (MM)	03/28/17	1.00	EA	125.00		1wk	today
FREIGHT	03/28/17	1.00	EA	Ø			

TOTAL BID PRICE 5415.00

4/3/2017

RECEIVED
APR 5 2017
AWARDED

RECEIVED
MAR 31 2017

43530

CITY OF HATTIESBURG
QUOTE REQUEST RESPONSE FORM

Page No. 1
Date - 3/28/17
Order Number . . 2519 OQ

1ST SOURCE SERVALL
121 LUNDY LN
HATTIESBURG MS 39401

Mail To. . . . . CITY OF HATTIESBURG
PURCHASING DIVISION
220 W FRONT ST.2ND FLOOR
PO BOX 1898
HATTIESBURG MS 39401

Phone Number . . 601 5454512

PRINTED NAME Randy Steele

SIGNATURE Randy Steele DATE 3/29/17 Shipping terms are F.O.B. destination, freight prepaid

PROJECT LINE: ICE-O-MATIC ICE MACHINE

ITEM DESCRIPTION	Request Date	QTY	UM	Unit Price	Extended Cost	Delivery Date	Expired Date
STORAGE BIN 854 LBS (388 KG) OF ICE DIMENSIONS (W x D x H) 48 x 31 x 50 (IN.)	03/28/17	1.00	EA	1543.20			
ICE MAKING CAPACITY OVER 1000 LBS (454 KG) DIMENSIONS (H x W x D) 16 x 10 x 6 (in) 406 x 254 x 152 (MM)	03/28/17	1.00	EA	4843.80			
ICE PRODUCTION UP TO 913 LBS (414 KG) DAILY DIMENSIONS (WxDxH) 30x24x26(IN) 762x610x660 (MM)	03/28/17	1.00	EA	243.60			
FREIGHT	03/28/17	1.00	EA	-0-			

TOTAL BID PRICE 6,630.60

RECEIVED
MAR 29 2017

03/29/2017 15:43 FAX 6012716588 APCO HATTIESBURG 001/002

BILL TO:
CITY OF HATTIESBURG
ACCOUNTING DEPT
PO BOX 1898
HATTIESBURG, MS 39403-1898
FAX INVOICE TO: 601-584-4895

CITY OF HATTIESBURG
P U R C H A S E O R D E R
THE CITY IS NOT LIABLE FOR SALES TAX ID# 64-6000432

POINT OF CONTACT:

Page - 1
Date - 03/20/17

PO No. - 168903

Req No. - 2514

VENDOR MAILING:
UNITED FENCE COMPANY
255 MCLEOD ST
HATTIESBURG MS 39401-3816

BOLTON, SHARON (601) 5453356
MINUTE BOOK # PENDING
VENDOR # 00013161

SHIP TO :
CITY OF HATTIESBURG
HUB CITY TRANSIT
1001 S TIPTON ST
HATTIESBURG MS 39401

PROCESSING CODE:

SEND METHOD 1 (601)5820404

PROJECT LINE: 2017 TORNADO DISASTER REPLACING FENCE AROUND MASS TRANSIT

Account #	Description	QTY	UM	UNIT COST	TOTAL COST
001096.6351	REPLACING FENCE AR OUND BUILDING *****SEE SUPPORTING DOCUMENT*****	1.00	EA	14,697.0000	14,697.00

TOTAL CONTRACT AMOUNT NOT TO EXCEED 14,697.00

SUBMIT SEPARATE INVOICES FOR EACH ORDER. PREPAY SHIPPING CHARGES IF ANY AND ADD TO INVOICE.

THIS PO NUMBER MUST APPEAR ON ALL PACKAGES & INVOICES.

FOR CORRECTIONS TO VENDOR ADDRESS ABOVE, CONTACT ACCOUNTING (601) 545-4686.

KERMAS EATON
CITY CLERK

Specifications for Fence replacing for Mass Transit

located at 1001 South Tipton St.

772'- 72" Black vinyl chain link fence with 3 strands of barbed wire

2 – 18" double gates

Fabric: 6'x 6ga (9ga core) black vinyl coated

Top Rail: 1 5/8" x Sch 40x 10'; Black powder coated

Terminal Post: 2 7/8" x Sch 40 x 10'; Black powder coated; Set in concrete

Gate Post: 4" x Sch 40 x 10' ; Black powder coated; Set in concrete

Line Post: 2 3/8" x Sch 40 x 8; ; Black powder coated; Set in concrete

Barbed Wire: 12 1/2ga blavk vinyl coated

Tension Wire: 6ga black vinyl coated

43530

CITY OF HATTIESBURG
QUOTE REQUEST RESPONSE FORM

Page No. 1
Date - 3/09/17
Order Number . . 2514 OQ

JEFCOAT FENCE OF HATTIESB
5328 HWY 42
PO BOX 1167
HATTIESBURG MS 39403-1167

Mail To. . . . . CITY OF HATTIESBURG
PURCHASING DIVISION
220 W FRONT ST.2ND FLOOR
PO BOX 1898
HATTIESBURG MS 39401

Phone Number . . 601 5454512

PRINTED NAME Carlos Flores

SIGNATURE [illegible] DATE 3-13-17

Shipping terms are F.O.B. destination, freight prepaid

PROJECT LINE: 2017 TORNADO DISASTER REPLACING FENCE AROUND MASS TRANSIT

ITEM DESCRIPTION	Request Date	QTY	UM	Unit Price	Extended Cost	Delivery Date	Expired Date
REPLACING FENCE AR OUND BUILDING *****SEE SUPPORTING DOCUMENT*****	03/07/17	1.00	EA	16,550	16,550-	4-1-17	7-1-17

TOTAL BID PRICE 16,550

43530

CITY OF HATTIESBURG
QUOTE REQUEST RESPONSE FORM

Page No. 1
Date - 3/09/17
Order Number . . 2514 OQ

UNITED FENCE COMPANY
255 MCLEOD ST
HATTIESBURG MS 39401-3816

Mail To. . . . . CITY OF HATTIESBURG
PURCHASING DIVISION
220 W FRONT ST.2ND FLOOR
PO BOX 1898
HATTIESBURG MS 39401

PRINTED NAME Kevin L. Fant

Phone Number . . 601 5454512

SIGNATURE [signature] DATE 3/13/17

Shipping terms are F.O.B. destination, freight prepaid

PROJECT LINE: 2017 TORNADO DISASTER REPLACING FENCE AROUND MASS TRANSIT

ITEM DESCRIPTION	Request Date	QTY	UM	Unit Price	Extended Cost	Delivery Date	Expired Date
REPLACING FENCE AR OUND BUILDING *****SEE SUPPORTING DOCUMENT*****	03/07/17	1.00	EA	$14,697.00	$14,697.00	4/15/17	4/15/17

TOTAL BID PRICE $14,697.00

RECEIVED
MAY 20 2016
Danielle Lawrence
AWARDED

OQ# 2514

Appendix C

MEDIUM PURCHASE FORM

(For items $5,000 but less than $50,000.)

ITEM DESCRIPTION: Fencing For Mass Transit / Tornado Damage 2017 (Emergency purchase)

Stamp for Items available only from equipment manufacturer:

The item listed above is only available from the original manufacturer and the price COH is paying for this item is no more than the price paid by other customers for similar volumes.

I hereby determine that the price COH is paying is no more than other customers are paying for similar volumes because:

1. It was obtained from a current published price list.
2. It was obtained from a current catalog.
3. It is similar to items procured from other venders and also similar in price.
4. I have received copies of invoices for these items from the manufacture that I have verified with at least one other customer. **This is the only acceptable method of determination allowed for a single order of items over $5,000.** I have attached a copy of this invoice to this determination and will forward it to along with other purchasing information to accounting.

Customer Name: City of Hattiesburg / Mass Transit

Contact Name: Kevin L. Fiat

Date of Contact: 2/03/17

Signed [signature] Date: 2/22/17

BILL TO:
CITY OF HATTIESBURG
ACCOUNTING DEPT
PO BOX 1898
HATTIESBURG, MS 39403-1898
FAX INVOICE TO: 601-584-4895

CITY OF HATTIESBURG
P U R C H A S E O R D E R
THE CITY IS NOT LIABLE FOR SALES TAX ID# 64-6000432

POINT OF CONTACT:

Page - 1
Date - 03/10/17

PO No. - 168683

Req No. - 2513

VENDOR MAILING:
JOSEPH WESLEY HOLIFIELD
AFFORDABLE EMERGENCY LIGHTS SERVICE
5175 OLD HWY 42
HATTIESBURG MS 39401-6339

MCGINTY, DESTINY (601) 5454506

VENDOR # 00086542

SHIP TO :
CITY OF HATTIESBURG
NOT APPLICABLE

PROCESSING CODE:

SEND METHOD 1 (601)5440480

PROJECT LINE: REMOVE AND INSTALL EQUIPMENT ON MOTORS

Account #	Description	QTY	UM	UNIT COST	TOTAL COST
001100.6049	EQUIPMENT REMOVAL REMOVE ALL LED LIGHTS, RADARS, SIRENS, E-CITATION TABLET MOUNTS PUSH TO TALK RADIO STYSTEM AND PRINTER FROM CURRENT HARLEY DAVIDSON MOTORCYCLES WHICH ARE UNDER LEASE	12.00	EA	170.0000	2,040.00
001100.6049	INSTALL EQUIPMENT INSTALL ALL LED LIGHTS, RADARS, SIRENS, E-CITATION TABLETS MOUNTS, PUSH TO TALK RADIO SYSTEM AND PRINTERS, WHICH WERE REMOVED FROM THE OLD MOTORCYCLES. THIS EQUIPMENT WILL BE INSTALLED ON 12 2017 HARLEY DAVIDSON MOTORCYCLES	12.00	EA	722.5000	8,670.00
001100.6049	WARRANTY TWO YEAR WARRANTY ON LABOR WILL BE REQUIRED. INSTALLER MUST BE AVAILABLE 24 HOURS A DAY FOR REPAIRS. VENDOR WILL BE RESPONSIBLE FOR REPAIRING ANY ISSUES WHICH ARRIVE FROM THE INSTALLATION OF THE ABOVE LISTED EQUIPMENT. VENDOR MUST BE EXPERIENCED IN REMOVING AND INSTALLING THE ABOVE LISTED EQUIPMENT ON HARLEY DAVIDSON MOTORCYCLES.	12.00	EA	.0000	

TOTAL CONTRACT AMOUNT NOT TO EXCEED 10,710.00

SUBMIT SEPARATE INVOICES FOR EACH ORDER. PREPAY SHIPPING CHARGES IF ANY AND ADD TO INVOICE.

THIS PO NUMBER MUST APPEAR ON ALL PACKAGES & INVOICES.

FOR CORRECTIONS TO VENDOR ADDRESS ABOVE, CONTACT ACCOUNTING (601) 545-4686.

KERMAS EATON
CITY CLERK

43530

CITY OF HATTIESBURG
QUOTE REQUEST RESPONSE FORM

Page No. 1
Date 3/06/17
Order Number . . 2613 OQ

JOSEPH WESLEY HOLIFIELD
AFFORDABLE EMERGENCY LIGH
5175 OLD HWY 42
HATTIESBURG MS 39401-6339

Mail To. . . . . CITY OF HATTIESBURG
PURCHASING DIVISION
220 W FRONT ST,2ND FLOOR
PO BOX 1698
HATTIESBURG MS 39401

Phone Number . . 601 5454612

PRINTED NAME Timothy Jackson Affordable Emergency Lights

SIGNATURE T. J. DATE 03/06/17 Shipping terms are F.O.B. destination, freight prepaid

PROJECT LINE: REMOVE AND INSTALL EQUIPMENT ON MOTORS

ITEM DESCRIPTION	Request Date	QTY	UM	Unit Price	Extended Cost	Delivery Date	Expired Date
EQUIPMENT REMOVAL REMOVE ALL LED LIGHTS, SIGNAL, SIRENS, E-CITATION TABLET MOUNTS, PUSH TO TALK RADIO SYSTEM AND PRINTER FROM CURRENT HARLEY DAVIDSON MOTORCYCLES WHICH ARE UNDER LEASE	03/06/17	12.00	EA	170.00	2040.00	4/17	6/17
INSTALL EQUIPMENT INSTALL ALL LED LIGHTS, SIGNAL, SIRENS, E-CITATION TABLETS MOUNTS, PUSH TO TALK RADIO SYSTEM AND PRINTERS, WHICH WERE REMOVED FROM THE OLD MOTORCYCLES. THIS EQUIPMENT WILL BE INSTALLED ON 12 2017 HARLEY DAVIDSON MOTORCYCLES	03/06/17	12.00	EA	722.50	8670.00	4/17	6/17
WARRANTY TWO YEAR WARRANTY ON LABOR WILL BE REQUIRED. INSTALLER MUST BE AVAILABLE 24 HOURS A DAY FOR REPAIRS. VENDOR WILL BE RESPONSIBLE FOR REPAIRING ANY ISSUES WHICH ARRIVE FROM THE INSTALLATION OF THE ABOVE LISTED EQUIPMENT. VENDOR MUST BE EXPERIENCED IN REMOVING AND INSTALLING THE ABOVE LISTED EQUIPMENT ON HARLEY DAVIDSON MOTORCYCLES.	03/06/17	12.00	EA	Included in Price		n/a	

TOTAL BID PRICE 10,710.00

Approved 3/8/2017

43530

601-545-6661

CITY OF HATTIESBURG
QUOTE REQUEST RESPONSE FORM

Page No. 1
Date - 3/06/17
Order Number . . 2513 QQ

ROPER SUPPLY CO LLC
801 N BEECH ST
PO BOX 367
PICAYUNE MS 39466-0367

Mail To. . . . . CITY OF HATTIESBURG
PURCHASING DIVISION
220 W FRONT ST. 2ND FLOOR
PO BOX 1898
HATTIESBURG MS 39401

PRINTED NAME Morgan Roper

Phone Number . . 601 5454512

SIGNATURE [signature] DATE 3-7-17

Shipping terms are F.O.B. destination, freight prepaid

PROJECT LINE: REMOVE AND INSTALL EQUIPMENT ON MOTORS

ITEM DESCRIPTION	Request Date	QTY	UM	Unit Price	Extended Cost	Delivery Date	Expired Date
EQUIPMENT REMOVAL REMOVE ALL LED LIGHTS, RADARS, SIRENS, E-CITATION TABLET MOUNTS PUSH TO TALK RADIO STYSTEM AND PRINTER FROM CURRENT HARLEY DAVIDSON MOTORCYCLES WHICH ARE UNDER LEASE	03/06/17	12.00	EA	184.90	2218.80	5-1-17	7-1-17
INSTALL EQUIPMENT INSTALL ALL LED LIGHTS, RADARS, SIRENS, E-CITATION TABLETS MOUNTS, PUSH TO TALK RADIO SYSTEM AND PRINTERS, WHICH WERE REMOVED FROM THE OLD MOTORCYCLES. THIS EQUIPMENT WILL BE INSTALLED ON 12 2017 HARLEY DAVIDSON MOTORCYCLES	03/06/17	12.00	EA	783.55	9402.60	5-1-17	7-1-17
WARRANTY TWO YEAR WARRANTY ON LABOR WILL BE REQUIRED. INSTALLER MUST BE AVAILABLE 24 HOURS A DAY FOR REPAIRS. VENDOR WILL BE RESPONSIBLE FOR REPAIRING ANY ISSUES WHICH ARRIVE FROM THE INSTALLATION OF THE ABOVE LISTED EQUIPMENT. VENDOR MUST BE EXPERIENCED IN REMOVING AND INSTALLING THE ABOVE LISTED EQUIPMENT ON HARLEY DAVIDSON MOTORCYCLES.	03/06/17	12.00	EA	Included in proposal			

TOTAL BID PRICE 11621.40

BILL TO:
CITY OF HATTIESBURG
ACCOUNTING DEPT
PO BOX 1898
HATTIESBURG, MS 39403-1898
FAX INVOICE TO: 601-584-4895

CITY OF HATTIESBURG
P U R C H A S E O R D E R
THE CITY IS NOT LIABLE FOR SALES TAX ID# 64-6000432

POINT OF CONTACT:

Page - 1
Date - 03/01/17

PO No. - 168440

Req No. - 2512

VENDOR MAILING:
ADAPCO INC
550 AERO LN
SANFORD FL 32771-6342

EVANS, TERESA WILLIAMS (601) 5454626
MINUTE BOOK # PENDING
VENDOR # 90012703

SHIP TO :
CITY OF HATTIESBURG
PUBLIC WORKS DEPT
1202 JAMES STREET
HATTIESBURG MS 39401

PROCESSING CODE:
SEND METHOD 1 (866)3309888

PROJECT LINE: 30-30 WATER & OIL BASE, MINERAL OIL, BRIQUETS

Account #	Description	QTY	UM	UNIT COST	TOTAL COST
001250.5130	AQUA-PREMX 30-30 WATER BASE (240 GAL)	240.00	EA	96.0000	23,040.00
001250.5130	PERMANONE 30-30 OIL BASE (60 GAL)	60.00	EA	69.0000	4,140.00
001250.5130	ULV MINERAL OIL	2.00	EA	1,685.0000	3,370.00
001250.5130	FOURSTAR 45 DAY BRIQUETS	2.00	EA	248.7300	497.46

TOTAL CONTRACT AMOUNT NOT TO EXCEED 31,047.46

SUBMIT SEPARATE INVOICES FOR EACH ORDER. PREPAY SHIPPING CHARGES IF ANY AND ADD TO INVOICE.

THIS PO NUMBER MUST APPEAR ON ALL PACKAGES & INVOICES.

FOR CORRECTIONS TO VENDOR ADDRESS ABOVE, CONTACT ACCOUNTING (601) 545-4686.

KERMAS EATON
CITY CLERK

43530

CITY OF HATTIESBURG
QUOTE REQUEST RESPONSE FORM

Page No. 1
Date 2/24/17
Order Number . . 2512 OQ

ADAPCO INC
550 AERO LN
SANFORD FL 32771-6342

Mail To. . . . . CITY OF HATTIESBURG
PURCHASING DIVISION
220 W FRONT ST.2ND FLOOR
PO BOX 1898
HATTIESBURG MS 39401

Phone Number . . 601 5454512

PRINTED NAME Jason Trumbetta

SIGNATURE _____ DATE 02/27/17

Shipping terms are F.O.B. destination, freight prepaid

PROJECT LINE: 30-30 WATER & OIL BASE, MINERAL OIL, BRIQUETS

ITEM DESCRIPTION	Request Date	QTY	UM	Unit Price	Extended Cost	Delivery Date	Expired Date
AQUA-PREMX 30-30 WATER BASE (240 GAL)	02/24/17	240.00	EA	$96.00/gl	$23,040.00	1 Day ARO	12/31/17
PERMANONE 30-30 OIL BASE (60 GAL)	02/24/17	60.00	EA	$69.00/gl	$4,140.00	1 Day ARO	12/31/17
ULV MINERAL OIL (250 gls delivered in a 275 gl tote drum)	02/24/17	2.00	EA	$8.74/gl	$3,370.00	1 Day ARO	12/31/17
FOURSTAR 45 DAY BRIQUETS	02/24/17	2.00	EA	$248.73/case	$497.46	1 Day ARO	12/31/17

TOTAL BID PRICE $31,047.46

2/28/2017

KE

BILL TO:
CITY OF HATTIESBURG
ACCOUNTING DEPT
PO BOX 1898
HATTIESBURG, MS 39403-1898
FAX INVOICE TO: 601-584-4895

CITY OF HATTIESBURG
P U R C H A S E O R D E R
THE CITY IS NOT LIABLE FOR SALES TAX ID# 64-6000432

POINT OF CONTACT:

Page - 1
Date - 03/01/17

PO No. - 168441

Req No. - 2511

VENDOR MAILING:
UNITED FENCE COMPANY
255 MCLEOD ST
HATTIESBURG MS 39401-3816

JONES, ANN (601) 5454661

VENDOR # 00013161

SHIP TO :
CITY OF HATTIESBURG
SEE BELOW FOR DELIVERY

PROCESSING CODE:

SEND METHOD 0 ( )

PROJECT LINE: TORNADO JANUARY 21, 2017-DUNCAN LAKE FENCE REPAIRS

Account #	Description	QTY	UM	UNIT COST	TOTAL COST
002300.6351	REMOVE & REPLACE 700'-72"X6GA BLACK VINYL COATED CHAIN LINK FENCE, 270' 72"X9GA GALVANIZED CHAIN LINK FENCE W/ BARB WIRE @ TOP, 60'-BLACK RAILING ALONG WALKING PATH, RE-SET/RE-STRETCH RE-TIE 400' 72"X6GA BLACK VINYL COATED CHAIN LINK FENCE, ADJUST ALL GATES/RE-SET GATE POST AS REQUIRED TO MAKE FUNCTIONAL, ADJUST RAILING ALONG WALKING PATH AS REQUIRED	1.00	EA	29,877.0000	29,877.00

TOTAL CONTRACT AMOUNT NOT TO EXCEED 29,877.00

SUBMIT SEPARATE INVOICES FOR EACH ORDER. PREPAY SHIPPING CHARGES IF ANY AND ADD TO INVOICE.

THIS PO NUMBER MUST APPEAR ON ALL PACKAGES & INVOICES.

FOR CORRECTIONS TO VENDOR ADDRESS ABOVE, CONTACT ACCOUNTING (601) 545-4686.

KERMAS EATON
CITY CLERK

43630

CITY OF HATTIESBURG
QUOTE REQUEST RESPONSE FORM

Page No. 1
Date - 2/24/17
Order Number . . 2511 OQ

UNITED FENCE COMPANY
255 MCLEOD ST
HATTIESBURG MS 39401-3836

Mail To. . . . . CITY OF HATTIESBURG
PURCHASING DIVISION
220 W FRONT ST.2ND FLOOR
PO BOX 1898
HATTIESBURG MS 39401

Phone Number . . 601 5454512

PRINTED NAME Kevin L. Fant

SIGNATURE [signature] DATE 2/27/2016

Shipping terms are F.O.B. destination, freight prepaid

PROJECT LINE: TORNADO JANUARY 21, 2017-DUNCAN LAKE FENCE REPAIRS

ITEM DESCRIPTION	Request Date	QTY	UM	Unit Price	Extended Cost	Delivery Date	Expired Date
REMOVE & REPLACE 700'-72"X6GA BLACK VINYL COATED CHAIN LINK FENCE, 270' 72"X9GA GALVANIZED CHAIN LINK FENCE W/ BARB WIRE @ TOP, 60'-BLACK RAILING ALONG WALKING PATH, RE-SET/RE-STRETCH RE-TIE 400' 72"X6GA BLACK VINYL COATED CHAIN LINK FENCE, ADJUST ALL GATES/RE-SET GATE POST AS REQUIRED TO MAKE FUNCTIONAL, ADJUST RAILING ALONG WALKING PATH AS REQUIRED	02/16/17	1.00	EA	29,877.00	29,877.00	3/27/16	3/27/16

TOTAL BID PRICE $29,877.00

KE
[signature]
3-1-17

43530

CITY OF HATTIESBURG
QUOTE REQUEST RESPONSE FORM

Page No. 1
Date - 2/24/17
Order Number . . 2511 OQ

JEFCOAT FENCE OF HATTIESB
5328 HWY 42
PO BOX 1167
HATTIESBURG MS 39403-1167

Mail To. . . . . CITY OF HATTIESBURG
PURCHASING DIVISION
220 W FRONT ST.2ND FLOOR
PO BOX 1898
HATTIESBURG MS 39401

Phone Number . . 601 5454512

PRINTED NAME Carlos Flores

SIGNATURE _____ DATE 2-27-17

Shipping terms are F.O.B. destination, freight prepaid

PROJECT LINE TORNADO JANUARY 21, 2017-DUNCAN LAKE FENCE REPAIRS

ITEM DESCRIPTION	Request Date	QTY	UM	Unit Price	Extended Cost	Delivery Date	Expired Date
REMOVE & REPLACE 700'-72"X6GA BLACK VINYL COATED CHAIN LINK FENCE, 270' 72"X9GA GALVANIZED CHAIN LINK FENCE W/ BARB WIRE @ TOP, 60'-BLACK RAILING ALONG WALKING PATH, RE-SET/RE-STRETCH RE-TIE 400' 72"X6GA BLACK VINYL COATED CHAIN LINK FENCE, ADJUST ALL GATES/RE-SET GATE POST AS REQUIRED TO MAKE FUNCTIONAL, ADJUST RAILING ALONG WALKING PATH AS REQUIRED	02/16/17	1.00	EA	32,460 —	32,460	3-15-17	6-1-17

TOTAL BID PRICE 32,460.00

CITY OF HATTIESBURG

UNADVERTISED BID RESULTS

OQ# 2511

ITEM Duncan Lake Fence Repairs

BID #1

WINNING BID

COMPANY United Fence Company

BID AMOUNT $29,877.00

BID #2

COMPANY Jefcoat Fence of Hattiesburg

BID AMOUNT $32,460.00

BID #2

COMPANY

BID AMOUNT

BID #3

COMPANY

BID AMOUNT

BID #4

COMPANY

BID AMOUNT

THANK YOU FOR SENDING A QUOTE FOR THIS PROJECT.

Keri Williamson

KERI WILLIAMSON, PURCHASING ASSISTANT

BILL TO:
CITY OF HATTIESBURG
ACCOUNTING DEPT
PO BOX 1898
HATTIESBURG, MS 39403-1898
FAX INVOICE TO: 601-584-4895

CITY OF HATTIESBURG
P U R C H A S E O R D E R
THE CITY IS NOT LIABLE FOR SALES TAX ID# 64-6000432

POINT OF CONTACT:

Page - 1
Date - 02/16/17

PO No. - 168132

Req No. - 2507

VENDOR MAILING:
CHEMPRO SERVICES
3311 GULF BREEZE PKWY, #350
GULF BREEZE FL 32563

EVANS, TERESA WILLIAMS (601) 5454626
MINUTE BOOK # PENDING

VENDOR # 00099864

SHIP TO :
CITY OF HATTIESBURG
PUBLIC WORKS DEPT
1202 JAMES STREET
HATTIESBURG MS 39401

PROCESSING CODE:

SEND METHOD 1 (866)4858655

PROJECT LINE: RFQ VEGETATION SERVICES FOR DITCHES

Account #	Description	QTY	UM	UNIT COST	TOTAL COST
001250.5130	RFQ FOR VEGETATION MANAGEMENT SERVICES FOR DITCHES & RIGHTS-OF-WAY. SEE ATTACHMENT FOR SPECIFICATION.	1.00	EA	28,900.0000	28,900.00

TOTAL CONTRACT AMOUNT NOT TO EXCEED 28,900.00

SUBMIT SEPARATE INVOICES FOR EACH ORDER. PREPAY SHIPPING CHARGES IF ANY AND ADD TO INVOICE.

THIS PO NUMBER MUST APPEAR ON ALL PACKAGES & INVOICES.

FOR CORRECTIONS TO VENDOR ADDRESS ABOVE, CONTACT ACCOUNTING (601) 545-4686.

KERMAS EATON
CITY CLERK

43530

CITY OF HATTIESBURG
QUOTE REQUEST RESPONSE FORM

Page No. 1
Date - 2/16/17
Order Number . . 2507 OQ

CHEMPRO SERVICES
3311 GULF BREEZE PKWY. #3
GULF BREEZE FL 32563

Mail To . . . . . CITY OF HATTIESBURG
PURCHASING DIVISION
220 W FRONT ST.2ND FLOOR
PO BOX 1898
HATTIESBURG MS 39401

Phone Number . . 601 5454512

PRINTED NAME Jamie Rauch

SIGNATURE Jamie Rauch DATE 2/16/17

Shipping terms are F.O.B. destination, freight prepaid

PROJECT LINE: RFQ VEGETATION SERVICES FOR DITCHES

ITEM DESCRIPTION	Request Date	QTY	UM	Unit Price	Extended Cost	Delivery Date	Expired Date
RFQ FOR VEGETATION MANAGEMENT SERVICES FOR DITCHES & RIGHTS-OF-WAY. SEE ATTACHMENT FOR SPECIFICATION.	02/08/17	1.00	EA	$28,900	$28,900	3-1-17	2-16-18

TOTAL BID PRICE 28,900

2/16/17

43530

CITY OF HATTIESBURG
QUOTE REQUEST RESPONSE FORM

Page No. 1
Date - 2/16/17
Order Number . . 2507 OQ

EDKO LLC
PO BOX 1577
TUSCALOOSA AL 35403-1577

Mail To. . . . . CITY OF HATTIESBURG
PURCHASING DIVISION
220 W FRONT ST.2ND FLOOR
PO BOX 1898
HATTIESBURG MS 39401

Phone Number . . 601 5454512

PRINTED NAME Chase Atwood

SIGNATURE [signature] DATE 2/16/17

Shipping terms are F.O.B. destination, freight prepaid

PROJECT LINE: RFQ VEGETATION SERVICES FOR DITCHES

ITEM DESCRIPTION	Request Date	QTY	UM	Unit Price	Extended Cost	Delivery Date	Expired Date
RFQ FOR VEGETATION MANAGEMENT SERVICES FOR DITCHES & RIGHTS-OF-WAY. SEE ATTACHMENT FOR SPECIFICATION.	02/08/17	1.00	EA	20,000.00	X2	10 days NTP	2/16/18

TOTAL BID PRICE $40,000.00

BILL TO:
CITY OF HATTIESBURG
ACCOUNTING DEPT
PO BOX 1898
HATTIESBURG, MS 39403-1898
FAX INVOICE TO: 601-584-4895

CITY OF HATTIESBURG
P U R C H A S E O R D E R
THE CITY IS NOT LIABLE FOR SALES TAX ID# 64-6000432

POINT OF CONTACT:

Page - 1
Date - 02/17/17

PO No. - 168162

Req No. - 2509

VENDOR MAILING:
RICHARD BUCKHAULTS
BUCKHAULTS ELECTRIC SERVICE LLC
129 J P GEDDIE RD
ELLISVILLE MS 39437-6008

JONES, ANN (601) 5454661

VENDOR # 00077280

SHIP TO :
CITY OF HATTIESBURG
TATUM PARK
101 PARKWAY BLVD
HATTIESBURG MS 39401

PROCESSING CODE:

SEND METHOD 0 ( )

PROJECT LINE: TORNADO JANUARY 21, 2107-TATUM SOCCER-RE-AIM FLD LIGHTS

Account #	Description	QTY	UM	UNIT COST	TOTAL COST
002300.6351	VENDOR SHALL PROVIDE MATERIAL, LABOR, AND EQUIPMENT TO RE-AIM LIGHT FIXTURES ON FIELDS 5,6,7,8,9,10,11,12 AT TATUM PARK SOCCER COMPLEX THAT WERE BLOWN OUT OF AIM DURING TORNADO	1.00	EA	7,900.0000	7,900.00

TOTAL CONTRACT AMOUNT NOT TO EXCEED 7,900.00

SUBMIT SEPARATE INVOICES FOR EACH ORDER. PREPAY SHIPPING CHARGES IF ANY AND ADD TO INVOICE.

THIS PO NUMBER MUST APPEAR ON ALL PACKAGES & INVOICES.

FOR CORRECTIONS TO VENDOR ADDRESS ABOVE, CONTACT ACCOUNTING (601) 545-4686.

KERMAS EATON
CITY CLERK

43530

CITY OF HATTIESBURG
QUOTE REQUEST RESPONSE FORM

Page No. 1
Date 2/09/17
Order Number . . 2509 OQ

RICHARD BUCKHAULTS
BUCKHAULTS ELECTRIC SERVI
129 J P GEDDIE RD
ELLISVILLE MS 39437-6008

Mail To.

CITY OF HATTIESBURG
PURCHASING DIVISION
220 W FRONT ST.2ND FLOOR
PO BOX 1898
HATTIESBURG MS 39401

PRINTED NAME Buckhaults Electric Service Phone Number . . 601 5454512

SIGNATURE Richard Buckhaults DATE 2/17/17 Shipping terms are F.O.B. destination, freight prepaid

PROJECT LINE: TORNADO JANUARY 21, 2107-TATUM SOCCER-RE-AIM FLD LIGHTS

ITEM DESCRIPTION	Request Date	QTY	UM	Unit Price	Extended Cost	Delivery Date	Expired Date
VENDOR SHALL PROVIDE MATERIAL, LABOR, AND EQUIPMENT TO RE-AIM LIGHT FIXTURES ON FIELDS 5,6,7,8,9,10,11,12 AT TATUM PARK SOCCER COMPLEX THAT WERE BLOWN OUT OF AIM DURING TORNADO	02/09/17	1.00	EA	$7900.00	$7900.00	N/A	N/A

TOTAL BID PRICE $7900.00

2/17/17

43530

CITY OF HATTIESBURG
QUOTE REQUEST RESPONSE FORM

Page No. 1
Date - 2/09/17
Order Number . . 2509 OQ

DOLEAC ELECTRIC CO INC
PO BOX 1936
HATTIESBURG MS 39403-1936

Mail To. . . . . CITY OF HATTIESBURG
PURCHASING DIVISION
220 W FRONT ST.2ND FLOOR
PO BOX 1898
HATTIESBURG MS 39401

Phone Number . . 601 5454512

PRINTED NAME Doleac Electric Co, Inc

SIGNATURE John R Doleac DATE 2-13-2017 Shipping terms are F.O.B. destination, freight prepaid

PROJECT LINE: TORNADO JANUARY 21, 2107-TATUM SOCCER-RE-AIM FLD LIGHTS

ITEM DESCRIPTION	Request Date	QTY	UM	Unit Price	Extended Cost	Delivery Date	Expired Date
VENDOR SHALL PROVIDE MATERIAL, LABOR, AND EQUIPMENT TO RE-AIM LIGHT FIXTURES ON FIELDS 5,6,7,8,9,10,11,12 AT TATUM PARK SOCCER COMPLEX THAT WERE BLOWN OUT OF AIM DURING TORNADO	02/09/17	1.00	EA	$8926.00	$8926.00	As Request	30 days

TOTAL BID PRICE 8926.00

43530

CITY OF HATTIESBURG
QUOTE REQUEST RESPONSE FORM

Page No. 1
Date - 2/09/17
Order Number . . 2509 OQ

CHAIN ELECTRIC COMPANY
PO BOX 2058
HATTIESBURG MS 39403-2058

Mail To. . . . . CITY OF HATTIESBURG
PURCHASING DIVISION
220 W FRONT ST.2ND FLOOR
PO BOX 1898
HATTIESBURG MS 39401

Phone Number . . 601 5454512

PRINTED NAME Harvey Simmons

SIGNATURE Harvey Simmons DATE 2-16-17

Shipping terms are F.O.B. destination, freight prepaid

PROJECT LINE: TORNADO JANUARY 21, 2107-TATUM SOCCER-RE-AIM FLD LIGHTS

ITEM DESCRIPTION	Request Date	QTY	UM	Unit Price	Extended Cost	Delivery Date	Expired Date
VENDOR SHALL PROVIDE MATERIAL, LABOR, AND EQUIPMENT TO RE-AIM LIGHT FIXTURES ON FIELDS 5,6,7,8,9,10,11,12 AT TATUM PARK SOCCER COMPLEX THAT WERE BLOWN OUT OF AIM DURING TORNADO	02/09/17	1.00	EA	$15,720.00	$15,720.00	3-6-17	3-31-17

EXCLUSION:
PRICE DOES NOT INCLUDE COST TO REPLACE ANY FIXTURES, BULBS, LENS, OR MOUNTING BRACKETS THAT MAY BE DAMAGED. COST OF ANY ITEMS NEEDING REPLACEMENT WILL BE SUBMITTED TO THE CITY OF HATTIESBURG FOR APPROVAL PRIOR TO WORK BEING PERFORMED.

TOTAL BID PRICE $15,720.00

BILL TO:
CITY OF HATTIESBURG
ACCOUNTING DEPT
PO BOX 1898
HATTIESBURG, MS 39403-1898
FAX INVOICE TO: 601-584-4895

CITY OF HATTIESBURG
P U R C H A S E O R D E R
THE CITY IS NOT LIABLE FOR SALES TAX ID# 64-6000432

POINT OF CONTACT:

Page - 1
Date - 05/30/17
PO No. - 170740
Req No. - 2540

VENDOR MAILING:
BOBCAT OF HATTIESBURG
7879 HIGHWAY 49
HATTIESBURG MS 39402-7109

WAGGONER, ROBIN (601) 5454630
MINUTE BOOK # PENDING
VENDOR # 90082475

SHIP TO :
CITY OF HATTIESBURG
WATER PLANT #2
900 JAMES STREET
HATTIESBURG MS 39401

PROCESSING CODE:
SEND METHOD 1 (601)2962548

PROJECT LINE: MINI TRACK EXCAVATOR FOR WATERTRANS.

Account #	Description	QTY	UM	UNIT COST	TOTAL COST
009672.7345	MINI TRACK EXCAVATO	1.00	EA	42,200.0400	42,200.04

///
*** SPECIFICATIONS FOR MINI-TRACK EXCAVATOR:
1. ENGINE WILL BE 40 H.P. TIER 4 COMPLIANT.
2. TRACTOR WILL WEIGH 9000 LBS. MINIMUM.
3. EXCAVATOR WILL INCLUDE 18" SEVERE DUTY DIGGING BUCKET.
4. EXCAVATOR WILL INCLUDE A HYDRAULIC BREAKER WITH NAILPOINT AND COMONENTS AND HOSES FOR A QUICK ATTACH ASSEMBLY.
5. EXCAVATORS THAT MEET THESE SPECIFICATIONS ARE: BOBCAT E 42, KUBOTA KX040-4, OR EQUIVALENT.

TOTAL CONTRACT AMOUNT NOT TO EXCEED 42,200.04

SUBMIT SEPARATE INVOICES FOR EACH ORDER. PREPAY SHIPPING CHARGES IF ANY AND ADD TO INVOICE.

THIS PO NUMBER MUST APPEAR ON ALL PACKAGES & INVOICES.

FOR CORRECTIONS TO VENDOR ADDRESS ABOVE, CONTACT ACCOUNTING (601) 545-4686.

KERMAS EATON
CITY CLERK

43530

CITY OF HATTIESBURG
QUOTE REQUEST RESPONSE FORM

Page No. 1
Date - 5/12/17
Order Number . . 2540 OQ

BOBCAT OF HATTIESBURG
7679 HIGHWAY 49
HATTIESBURG MS 39402-7109

Mail To. . . . . CITY OF HATTIESBURG
PURCHASING DIVISION
320 W FRONT ST.2ND FLOOR
PO BOX 1898
HATTIESBURG MS 39401

Phone Number . . 601 5454512

PRINTED NAME Josh Ates

SIGNATURE [signature] DATE 5/26/17

Shipping terms are F.O.B. destination, freight prepaid

PROJECT LINE: MINI TRACK EXCAVATOR FOR WATERTRANS.

ITEM DESCRIPTION	Request Date	QTY	UM	Unit Price	Extended Cost	Delivery Date	Expired Date
MINI TRACK EXCAVATO	05/12/17	1.00	EA	42,200.04	42,200.04	6/1/17	6/30/17

///
*** SPECIFICATIONS FOR MINI-TRACK EXCAVATOR:
1. ENGINE WILL BE 40 H.P. TIER 4 COMPLIANT.
2. TRACTOR WILL WEIGH 9000 LBS. MINIMUM.
3. EXCAVATOR WILL INCLUDE 18" SEVERE DUTY DIGGING BUCKET.
4. EXCAVATOR WILL INCLUDE A HYDRAULIC BREAKER WITH NAILPOINT AND COMONENTS AND HOSES FOR A QUICK ATTACH ASSEMBLY.
5. EXCAVATORS THAT MEET THESE SPECIFICATIONS ARE: BOBCAT E 42, KUBOTA KX040-4, OR EQUIVALENT.

TOTAL BID PRICE 42,200.04

RECEIVED
MAY 26 2017

[signature]
5/30/2017

RECEIVED
MAY 30 2017
AWARDED

43530

CITY OF HATTIESBURG
QUOTE REQUEST RESPONSE FORM

Page No. 1
Date - 5/12/17
Order Number . . 2540 OQ

WATTS BROTHERS TRACTOR CO
7061 HIGHWAY 49
HATTIESBURG MS 39402-9815

Mail To. . . . . CITY OF HATTIESBURG
PURCHASING DIVISION
220 W FRONT ST.2ND FLOOR
PO BOX 1898
HATTIESBURG MS 39401

Phone Number . . 601 5454512

PRINTED NAME Michael Barnes

SIGNATURE [signature] DATE 5/15/17

Shipping terms are F.O.B. destination, freight prepaid

PROJECT LINE: MINI TRACK EXCAVATOR FOR WATERTRANS.

ITEM DESCRIPTION	Request Date	QTY	UM	Unit Price	Extended Cost	Delivery Date	Expired Date
MINI TRACK EXCAVATO	05/12/17	1.00	EA	49,300 00			

///
*** SPECIFICATIONS FOR MINI-TRACK EXCAVATOR:
1. ENGINE WILL BE 40 H.P. TIER 4 COMPLIANT.
2. TRACTOR WILL WEIGH 9000 LBS. MINIMUM.
3. EXCAVATOR WILL INCLUDE 18" SEVERE DUTY DIGGING BUCKET.
4. EXCAVATOR WILL INCLUDE A HYDRAULIC BREAKER WITH NAILPOINT AND COMMENTS AND HOSES FOR A QUICK ATTACH ASSEMBLY.
5. EXCAVATORS THAT MEET THESE SPECIFICATIONS ARE: BOBCAT E 42, KUBOTA KX040-4, OR EQUIVALENT.

TOTAL BID PRICE 49,300 00

RECEIVED
MAY 15 2017

BILL TO:
CITY OF HATTIESBURG
ACCOUNTING DEPT
PO BOX 1898
HATTIESBURG, MS 39403-1898
FAX INVOICE TO: 601-584-4895

CITY OF HATTIESBURG
P U R C H A S E O R D E R
THE CITY IS NOT LIABLE FOR SALES TAX ID# 64-6000432

POINT OF CONTACT:

Page - 1
Date - 06/02/17

PO No. - 170811

Req No. - 2542

VENDOR MAILING:
GROVER'S PAINTING INC
40 DEEP SOUTH LN
PO BOX 220
PURVIS MS 39475-0220

JONES, ANN (601) 5454661

VENDOR # 00082914

SHIP TO :
CITY OF HATTIESBURG
SEE BELOW FOR DELIVERY

PROCESSING CODE:

SEND METHOD 0 ( )

PROJECT LINE: JDSCC, MCNAIR, CE ROY-EXTERIOR PAINT

Account #	Description	QTY	UM	UNIT COST	TOTAL COST
077650.7150.19	VENDOR SHALL PROVIDE MATERIAL, LABOR, AND EQUIPMENT TO WASH AND PAINT EXTERIOR OF JACKIE DOLE SHERRILL COMMUNITY CENTER AS PER SPECIFICATIONS	1.00	EA	21,900.0000	21,900.00
077650.7150.19	VENDOR SHALL PROVIDE MATERIAL, LABOR, AND EQUIPMENT TO WASH AND PAINT EXTERIOR AT BEN MCNAIR RECREATION CENTER AS PER SPECIFICATIONS	1.00	EA	13,000.0000	13,000.00
077650.7150.19	VENDOR SHALL PROVIDE MATERIAL, LABOR, AND EQUIPMENT TO WASH AND PAINT EXTERIOR AT C.E. ROY COMMUNITY CENTER AS PER SPECIFICATIONS	1.00	EA	13,900.0000	13,900.00

TOTAL CONTRACT AMOUNT NOT TO EXCEED 48,800.00

SUBMIT SEPARATE INVOICES FOR EACH ORDER. PREPAY SHIPPING CHARGES IF ANY AND ADD TO INVOICE.

THIS PO NUMBER MUST APPEAR ON ALL PACKAGES & INVOICES.

FOR CORRECTIONS TO VENDOR ADDRESS ABOVE, CONTACT ACCOUNTING (601) 545-4686.

KERMAS EATON
CITY CLERK

43530

CITY OF HATTIESBURG
QUOTE REQUEST RESPONSE FORM

Page No. 1
Date - 5/22/17
Order Number . . 2542 OQ

GROVER'S PAINTING INC
40 DEEP SOUTH LN
PO BOX 220
PURVIS MS 39475-0220

Mail To. . . . . CITY OF HATTIESBURG
PURCHASING DIVISION
220 W FRONT ST.2ND FLOOR
PO BOX 1898
HATTIESBURG MS 39401

Phone Number . . 601 5454512

PRINTED NAME Michael Deans

SIGNATURE [signature] DATE May 31, 2017 Shipping terms are F.O.B. destination, freight prepaid

PROJECT LINE: JDSCC, MCNAIR, CE ROY-EXTERIOR PAINT

ITEM DESCRIPTION	Request Date	QTY	UM	Unit Price	Extended Cost	Delivery Date	Expired Date
VENDOR SHALL PROVIDE MATERIAL, LABOR, AND EQUIPMENT TO WASH AND PAINT EXTERIOR OF JACKIE DOLE SHERRILL COMMUNITY CENTER AS PER SPECIFICATIONS	05/22/17	1.00	EA	$21,900.00	$21,900.00	6/1/17	9/1/17
VENDOR SHALL PROVIDE MATERIAL, LABOR, AND EQUIPMENT TO WASH AND PAINT EXTERIOR AT BEN MCNAIR RECREATION CENTER AS PER SPECIFICATIONS	05/22/17	1.00	EA	$13,000.00	$13,000.00	6/1/17	9/1/17
VENDOR SHALL PROVIDE MATERIAL, LABOR, AND EQUIPMENT TO WASH AND PAINT EXTERIOR AT C.E. ROY COMMUNITY CENTER AS PER SPECIFICATIONS	05/22/17	1.00	EA	$13,900.00	$13,900.00	6/1/17	9/1/17

: Excludes pool Deck Coating

May 31, 2017

RECEIVED JUN 01 2017

RECEIVED MAY 31 2017

AWARDED

TOTAL BID PRICE $48,800.00

6-1-17

43530

CITY OF HATTIESBURG
QUOTE REQUEST RESPONSE FORM

Page No. 1
Date - 5/22/17
Order Number . . 2542 OQ

SMITH PAINTING AND CONTRA
652 WEST 4TH ST
HATTIESBURG MS 39401-4174

Mail To. . . . . CITY OF HATTIESBURG
PURCHASING DIVISION
220 W FRONT ST.2ND FLOOR
PO BOX 1898
HATTIESBURG MS 39401

PRINTED NAME Richard R. Jones

Phone Number . . 601 5454512

SIGNATURE Richard R Jones DATE 5/31/17

Shipping terms are F.O.B. destination, freight prepaid

PROJECT LINE: JDSCC, MCNAIR, CE ROY-EXTERIOR PAINT

ITEM DESCRIPTION	Request Date	QTY	UM	Unit Price	Extended Cost	Delivery Date	Expired Date
VENDOR SHALL PROVIDE MATERIAL, LABOR, AND EQUIPMENT TO WASH AND PAINT EXTERIOR OF JACKIE DOLE SHERRILL COMMUNITY CENTER AS PER SPECIFICATIONS	05/22/17	1.00	EA	$22,982	$22,982	5/31/17	6/30/17
VENDOR SHALL PROVIDE MATERIAL, LABOR, AND EQUIPMENT TO WASH AND PAINT EXTERIOR AT BEN MCNAIR RECREATION CENTER AS PER SPECIFICATIONS	05/22/17	1.00	EA	$12,727	$12,727	5/31/17	6/30/17
VENDOR SHALL PROVIDE MATERIAL, LABOR, AND EQUIPMENT TO WASH AND PAINT EXTERIOR AT C.E. ROY COMMUNITY CENTER AS PER SPECIFICATIONS	05/22/17	1.00	EA	$14,219	$14,219	5/31/17	6/30/17

TOTAL BID PRICE $49,928

RECEIVED
MAY 31 2017

BILL TO:
CITY OF HATTIESBURG
ACCOUNTING DEPT
PO BOX 1898
HATTIESBURG, MS 39403-1898
FAX INVOICE TO: 601-584-4895

CITY OF HATTIESBURG
P U R C H A S E O R D E R
THE CITY IS NOT LIABLE FOR SALES TAX ID# 64-6000432

POINT OF CONTACT:

Page - 1
Date - 05/23/17

PO No. - 170592

Req No. - 2541

VENDOR MAILING:
BEALL TIMBER
JOE BEALL
PO BOX 611
POPLARVILLE MS 39470-0611

EVANS, TERESA WILLIAMS (601) 5454626
MINUTE BOOK # PENDING
VENDOR # 00106669

SHIP TO :
CITY OF HATTIESBURG
PUBLIC WORKS DEPT
1202 JAMES STREET
HATTIESBURG MS 39401

PROCESSING CODE:

SEND METHOD 1 (601)7959950

PROJECT LINE: GROUNDING OF THE MATERIAL AT LANDFILL/PUBLIC WORKS

Account #	Description	QTY	UM	UNIT COST	TOTAL COST
001201.6999	GROUNDING OF MATERIAL OF THE LANDFILL-LABOR FOR 40 HOURS OF WORK, DAILY WEEKLY RATE AND WEEKLY HOUR RATE. TREES, LIMBS, AND STUMPS	1.00	EA	16,000.0000	16,000.00

TOTAL CONTRACT AMOUNT NOT TO EXCEED 16,000.00

SUBMIT SEPARATE INVOICES FOR EACH ORDER. PREPAY SHIPPING CHARGES IF ANY AND ADD TO INVOICE.

THIS PO NUMBER MUST APPEAR ON ALL PACKAGES & INVOICES.

FOR CORRECTIONS TO VENDOR ADDRESS ABOVE, CONTACT ACCOUNTING (601) 545-4686.

KERMAS EATON
CITY CLERK

43530

CITY OF HATTIESBURG
QUOTE REQUEST RESPONSE FORM

Page No. 1
Date 5/16/17
Order Number . . 2541 OQ

BEALL TIMBER
JOE BEALL
PO BOX 611
POPLARVILLE MS 39470-0611

Mail To. . . . . CITY OF HATTIESBURG
PURCHASING DIVISION
220 W FRONT ST.2ND FLOOR
PO BOX 1898
HATTIESBURG MS 39401

Phone Number . . 601 5454512

PRINTED NAME Beall Timber S&C

SIGNATURE Joe Beall DATE 5/19/17

Shipping terms are F.O.B. destination, freight prepaid

PROJECT LINE: GROUNDING OF THE MATERIAL AT LANDFILL/PUBLIC WORKS

ITEM DESCRIPTION	Request Date	QTY	UM	Unit Price	Extended Cost	Delivery Date	Expired Date
GROUNDING OF MATERIAL OF THE LANDFILL-LABOR FOR 40 HOURS OF WORK, DAILY WEEKLY RATE AND WEEKLY HOUR RATE. TREES, LIMBS, AND STUMPS	05/16/17	1.00	EA	16,000.00			

TOTAL BID PRICE 16,000.00

RECEIVED
MAY 2017
KW

RECEIVED
MAY 23 2017
AWARDED

5/22/2017

43530

CITY OF HATTIESBURG
QUOTE REQUEST RESPONSE FORM

Page No. 1
Date - 5/16/17
Order Number . . 2541 OQ

98 WASTE LLC
406 HEMPHILL ST
HATTIESBURG MS 39401

Mail To. . . . . CITY OF HATTIESBURG
PURCHASING DIVISION
220 W FRONT ST.2ND FLOOR
PO BOX 1898
HATTIESBURG MS 39401

Phone Number . . 601 5454512

PRINTED NAME 98 Waist

SIGNATURE [signature] DATE 5/19/17

Shipping terms are F.O.B. destination, freight prepaid

PROJECT LINE: GROUNDING OF THE MATERIAL AT LANDFILL/PUBLIC WORKS

ITEM DESCRIPTION	Request Date	QTY	UM	Unit Price	Extended Cost	Delivery Date	Expired Date
GROUNDING OF MATERIAL OF THE LANDFILL-LABOR FOR 40 HOURS OF WORK, DAILY WEEKLY RATE AND WEEKLY HOUR RATE. TREES, LIMBS, AND STUMPS	05/16/17	1.00	EA	18,220.00			

TOTAL BID PRICE 18,220.00

RECEIVED
MAY 19 2017
tw

p.1 002/003
May 19 17 01:35p
Guaranteed Business Transaction

MAYOR
Toby Barker

COUNCIL - WARD ONE
Jeffrey George

COUNCIL - WARD TWO
Deborah Denard Delgado

COUNCIL - WARD THREE
Carter Carroll

COUNCIL - WARD FOUR
Mary Dryden

COUNCIL - WARD FIVE
Nicholas Brown

MEMORANDUM

TO: Mayor and Council

FROM: Darnelle Larremore, Purchasing Manager

DATE: August 29, 2017

SUBJECT: Unadvertised Bid Docket Acknowledgment

Attached is the unadvertised bid docket for February 16, 2017 through June 30, 2017. A minimum of two (2) bids have been obtained for each purchase as required by Section 31-7-13 (B) of the Mississippi Code.

This UAB docket is submitted for your review, approval, and acknowledgment on the minutes of the City of Hattiesburg Council Meeting Agenda.

If there are any questions regarding this UAB docket, please feel free to contact me.

Respectfully Submitted

Darnelle Larremore
Purchasing Manager

SUCCESSFUL BID/ OTHER BID	BID RECEIVED	BID AWARDED	BID AMOUNT	PURCHASE ORDER	ITEM DESCRIPTION
HOLLIMON CONSTRUCTION	06/30/17	07/06/17	12,200.00	171560	REMODELING 601 E PINE ST/YOUTH ART CENTER
GRAY BUILDERS	07/05/17	07/06/17	13,950.00		
SMITH, JIM SERVICES	07/17/17	07/18/17	16,280.00	171908	REPLACE HVAC UNIT AT WATERPLANT #2 TORNADO
ESSCO HEATING AND A/C	07/17/17	07/18/17	18,000.00		
ADAPCO INC	07/18/17	07/19/17	14,400.00	171930	AQUAPERM-X 30-30
CLARKE MOSQUITO CONTROL	07/18/17	07/19/17	20,250.00		
SANSOM EQUIPMENT CO	06/20/17	07/24/17	9,870.00	172052	SEWER CAMERA FOR WATER DEPT.
ENVIRONMENTAL PRODUCTS OF GEORGIA	06/21/17	07/24/17	10,500.00		
ESSCO HEATING AND A/C	07/20/17	07/25/17	7,900.00	172067	A/C KITCHEN UNIT FOR JDSCC
SMITH, JIM SERVICES	07/07/17	07/25/17	8,325.00		
ESSCO HEATING AND A/C	07/25/17	07/28/17	8,750.00	172201	REPLACE 2ND FLOOR AC UNIT PURCHASING AND AC
AMERICAN AIR SPECIALISTS INC	07/25/17	07/28/17	14,900.00		
TAPCO	07/26/17	08/01/17	8,198.00	172232	TYPE 3 BARRICADES
CUSTOM PRODUCTS CORP	07/28/17	08/01/17	9,460.50		
MS POLICE SUPPLY CO INC	07/27/17	08/08/17	9,210.00	172399	STREAMLIGHTS FOR HOLSTERS
BARNEY'S OF LAFAYETTE	07/25/17	08/08/17	10,500.00		
MID SOUTH UNIFORM & SUPPLY INC	08/04/17	08/08/17	11,095.00		
GALL'S LLC	08/02/17	08/08/17	11,299.00		
GRAINGER	08/02/17	08/08/17	18,224.00		
CORE RIFLE SYSTEMS	08/08/17	08/08/17	37,656.60	172421	RIFLES W/ OPTICS FOR PATROL
BARNEY'S OF LAFAYETTE	08/08/17	08/08/17	41,700.00		

BILL TO:
CITY OF HATTIESBURG
ACCOUNTING DEPT
PO BOX 1898
HATTIESBURG MS 39403-1898
FAX INVOICE TO: 601-584-4895

CITY OF HATTIESBURG
P U R C H A S E O R D E R
THE CITY IS NOT LIABLE FOR SALES TAX ID# 64-6000432

POINT OF CONTACT:

Page - 1
Date - 08/08/17

PO No. - 172399

Req No. - 2565

VENDOR MAILING:
MS POLICE SUPPLY CO INC
121 S FRONT ST
PO BOX 36
RULEVILLE MS 38771-0036

MCGINTY, DESTINY (601) 5454506

VENDOR # 00014337

SHIP TO :
CITY OF HATTIESBURG
POLICE DEPT SUPPLY-DESTINY MCGINTY
#1 GOVERNMENT PLAZA - 2ND FLOOR
HATTIESBURG MS 39401

PROCESSING CODE:

SEND METHOD 1 (662)7562013

PROJECT LINE: STREAMLIGHTS FOR HOLSTERS

Account #	Description	QTY	UM	UNIT COST	TOTAL COST
001100.5460	STREAMLIGHT ITEM#TLR1	100.00	EA	92.1000	9,210.00

TOTAL CONTRACT AMOUNT NOT TO EXCEED 9,210.00

SUBMIT SEPARATE INVOICES FOR EACH ORDER. PREPAY SHIPPING CHARGES IF ANY AND ADD TO INVOICE.

THIS PO NUMBER MUST APPEAR ON ALL PACKAGES & INVOICES.

FOR CORRECTIONS TO VENDOR ADDRESS ABOVE, CONTACT ACCOUNTING (601) 545-4686.

KERMAS EATON
CITY CLERK

43530

CITY OF HATTIESBURG
QUOTE REQUEST RESPONSE FORM

Page No. 1
Date 7/21/17
Order Number . . 2565 OQ

MS POLICE SUPPLY CO INC
121 S FRONT ST
PO BOX 36
RULEVILLE MS 38771-0036

Mail To. . . . . CITY OF HATTIESBURG
PURCHASING DIVISION
220 W FRONT ST.2ND FLOOR
PO BOX 1898
HATTIESBURG MS 39401

Phone Number . . 601 5454512

PRINTED NAME Butch Jenkins

SIGNATURE [signature] DATE 7/27/17

Shipping terms are F.O.B. destination, freight prepaid

PROJECT LINE: STREAMLIGHTS FOR HOLSTERS

ITEM DESCRIPTION	Request Date	QTY	UM	Unit Price	Extended Cost	Delivery Date	Expired Date
STREAMLIGHT ITEM#TLR1	07/21/17	100.00	EA	$92.10	$9,210.00	30days	10/1/17

TOTAL BID PRICE $9210.00

- Lowest Bid -

Approved - 8-7-2017
Anthony T. Parker A-1

RECEIVED
AUG 8 2017
AWARDED

330

CITY OF HATTIESBURG
QUOTE REQUEST RESPONSE FORM

Page No. 1
Date - 8/01/17
Order Number . . 2565 00

MID SOUTH UNIFORM & SUPPL
1825 UNIVERSITY BLVD
JACKSON MS 39204

Mail To. . . . CITY OF HATTIESBURG
PURCHASING DIVISION
220 W FRONT ST.2ND FLOOR
PO BOX 1898
HATTIESBURG MS 39401

Phone Number . . 601 5454512

(TED NAME W Mark Clay

NATURE W Mark Clay DATE 08/04/2017

Shipping terms are F.O.B. destination, freight prepaid

JECT LINE: STREAMLIGHTS FOR HOLSTERS

	ITEM DESCRIPTION	Request Date	QTY	UM	Unit Price	Extended Cost	Delivery Date	Expired Date
STREAMLIGHT ITEM#TLR1	Streamlight # 69110 TLR1, LED (no strobe feature)	07/21/17	100 00	EA	$110.95	$11,095.00	30 days	ARO

TOTAL BID PRICE $11,095.00

GRAINGER

Customer Quotation

Ship To:
CITY OF HATTIESBURG/PROCURE

200 FORREST
HATTIESBURG, MS 39401-3451
US
Shipper Account:

Information

Grainger Quote Number	2033373702
Print Date	08/02/2017
Customer Account	840856611
Department Number	
Contact Name	KERI WILLIAMSON
Contact Phone	6015454513
Contact Fax	
Contact Email	
Requested by	RANDALL DICKEY
Requestor Phone No.	
Requestor Fax	
Requestor Email	RANDALL.DICKEY@GRAINGER.COM

eQuote Information:

Comments:

Line	Description	MFG Part No	Lead Time Bus.days	Qty.	Unit	Quote Price	Extended Price
10	TLR-1 HL TACTICAL LIGHT Mfr Brand Name STREAMLIGHT Customer Part No.: Carrier: 29811 - UPS GROUND Cost expiration date: 12/31/2017 Taxable: NO	69260	14	100	EA	182.24	18,224.00

Total Sell Price In USD 18,224.00

This is not an invoice. Changes to product or quantities may result in different pricing. Availability and lead times are subject to change and can be confirmed at order placement. Additional lead time may apply for AK and HI. Unless otherwise stated, these items are sold for domestic consumption in the United States. If exported, purchaser assumes full responsibility for compliance with U.S. export control. Contact Sales Rep.or Grainger branch listed below for questions, order placement or to submit a new request. **Return Policy: Please contact Grainger before returning any product. All returns are subject to the manufacturer's return policy. Special Order items may not be returnable. Restocking fees may apply.**

Thank You!
Call or visit us at
Grainger, Inc.
8200 Pinemont Dr.
Houston, TX 77040

43530

CITY OF HATTIESBURG
QUOTE REQUEST RESPONSE FORM

Page No. 1
Date 7/21/17
Order Number . . 2565 OQ

BARNEY'S INC
BARNEY'S POLICE SUPPLIES
522C W MAIN ST
TUPELO MS 38804-3820

Mail To. . . . . CITY OF HATTIESBURG
PURCHASING DIVISION
220 W FRONT ST.2ND FLOOR
PO BOX 1898
HATTIESBURG MS 39401

Phone Number . . 601 5454512

PRINTED NAME Julie Rose

SIGNATURE Julie Rose DATE 7-25-17

Shipping terms are F.O.B. destination, freight prepaid

PROJECT LINE: STREAMLIGHTS FOR HOLSTERS

ITEM DESCRIPTION	Request Date	QTY	UM	Unit Price	Extended Cost	Delivery Date	Expired Date
STREAMLIGHT ITEM#TLR1 Streamlight #69110	07/21/17	100.00	EA	$105.00	$10,500.00	45 days ARO	12-31-17

TOTAL BID PRICE $10,500.00

07/24/2017 MON 13:25 [redacted] Hattiesburg Purchasing 002/003

43530

CITY OF HATTIESBURG
QUOTE REQUEST RESPONSE FORM

Page No. 1
Date - 7/21/17
Order Number . . 2565 OQ

GALL'S LLC
PO BOX 71628
CHICAGO IL 60694-1628

Mail To . . . . . CITY OF HATTIESBURG
PURCHASING DIVISION
220 W FRONT ST.2ND FLOOR
PO BOX 1898
HATTIESBURG MS 39401

reisz-annemarie@galls.com

Phone Number . . 601 5454512

PRINTED NAME Annemarie Reisz

SIGNATURE Annemarie Reisz DATE 8/2/17

Shipping terms are F.O.B. destination, freight prepaid

PROJECT LINE: STREAMLIGHTS FOR HOLSTERS

ITEM DESCRIPTION	Request Date	QTY	UM	Unit Price	Extended Cost	Delivery Date	Expired Date
STREAMLIGHT ITEM#TLR1	07/21/17	100.00	EA	112.99	80.00	Could be shipped 8/3/17	
		FL571					

TOTAL BID PRICE $11,379.00

08/02/2017 11:00 8592694607 GALLS INC PAGE 01

BILL TO:
CITY OF HATTIESBURG
ACCOUNTING DEPT
PO BOX 1898
HATTIESBURG, MS 39403-1898
FAX INVOICE TO: 601-584-4895

CITY OF HATTIESBURG
P U R C H A S E O R D E R
THE CITY IS NOT LIABLE FOR SALES TAX ID# 64-6000432

POINT OF CONTACT:

Page 1
Date 08/01/17

PO No. 172232

Req No. 2566

VENDOR MAILING:
TAPCO CORP
5100 W BROWN DEER ROAD
BROWN DEER WI 53223

BIVINS, REDONDA (601) 5454626
MINUTE BOOK # PENDING
VENDOR # 00098740

SHIP TO :
CITY OF HATTIESBURG
TRAFFIC
125 WALNUT ST
HATTIESBURG MS 39401

PROCESSING CODE:
SEND METHOD 1 (800)4440331

PROJECT LINE: TYPE 3 BARRICADES

Account #	Description	QTY	UM	UNIT COST	TOTAL COST
001191.5540	BARRCADES,TYPE 111,HIP,1"X8"X8:PLASTIC BRDS, 1SIDED,RIGHT,ORG/WHT,TELESPAR UPRIGHT,ANGLELRONFT	25.00	EA	163.9600	4,099.00
001191.5540	BARRCADES,TYPE 111, HIP,1"X8"X8:PLASTIC BRDS, 1- SIDE,LEFT,ORG/WHT,TELESPAR UPRIGHT,ANGLELRONFT	25.00	EA	163.9600	4,099.00

TOTAL CONTRACT AMOUNT NOT TO EXCEED 8,198.00

SUBMIT SEPARATE INVOICES FOR EACH ORDER. PREPAY SHIPPING CHARGES IF ANY AND ADD TO INVOICE.

THIS PO NUMBER MUST APPEAR ON ALL PACKAGES & INVOICES.

FOR CORRECTIONS TO VENDOR ADDRESS ABOVE, CONTACT ACCOUNTING (601) 545-4686.

KERMAS EATON
CITY CLERK

43530

CITY OF HATTIESBURG
QUOTE REQUEST RESPONSE FORM

Page No. 1
Date - 7/26/17
Order Number . . 2566 OQ

TAPCO CORP
5100 W BROWN DEER ROAD
BROWN DEER WI 53223

Mail To. . . . . CITY OF HATTIESBURG
PURCHASING DIVISION
220 W FRONT ST.2ND FLOOR
PO BOX 1898
HATTIESBURG MS 39401

Phone Number . . 601 5454512

PRINTED NAME Trenton S. Swan

SIGNATURE [signature] DATE 7/26/17

Shipping terms are F.O.B. destination, freight prepaid

PROJECT LINE: TYPE 3 BARRICADES

ITEM DESCRIPTION	Request Date	QTY	UM	Unit Price	Extended Cost	Delivery Date	Expired Date
BARRCADES,TYPE 111,HIP,1"X8"X8;PLASTIC BRDS, 1SIDED,RIGHT,ORG/WHT,TELESPAR UPRIGHT,ANGLELRONFT	07/25/17	25.00	EA	$163.96		8/14/17	
BARRCADES,TYPE 111, HIP,1"X8"X8;PLASTIC BRDS, 1- SIDE,LEFT,ORG/WHT,TELESPAR UPRIGHT,ANGLELRONFT	07/25/17	25.00	EA	$163.96		8/14/17	

TOTAL BID PRICE $8,198.00

RECEIVED
AUG 1 2017
AWARDED

[signature] 7/31/2017

43530

CITY OF HATTIESBURG
QUOTE REQUEST RESPONSE FORM

Page No. 1
Date - 7/26/17
Order Number . . 2566 OQ

CUSTOM PRODUCTS CORP
PO BOX 54091
JACKSON MS 39288-4091

Mail To. . . . . CITY OF HATTIESBURG
PURCHASING DIVISION
220 W FRONT ST.2ND FLOOR
PO BOX 1898
HATTIESBURG MS 39401

Phone Number . . 601 5454512

PRINTED NAME Olivia Austin

SIGNATURE [signature] DATE 7-28-17

Shipping terms are F.O.B. destination, freight prepaid

PROJECT LINE: TYPE 3 BARRICADES

ITEM DESCRIPTION	Request Date	QTY	UM	Unit Price	Extended Cost	~~Delivery~~ Est. Ship Date	Expired Date
BARRCADES,TYPE 111,HIP,1"X8"X8;PLASTIC BRDS, 1SIDED,RIGHT,ORG/WHT,TELESPAR UPRIGHT,ANGLELRONFT	07/25/17	25.00	EA	$189.21	$4,730.25	8/4/17	8/28/17
BARRCADES,TYPE 111, HIP,1"X8"X8;PLASTIC BRDS, 1- SIDE,LEFT,ORG/WHT,TELESPAR UPRIGHT,ANGLELRONFT	07/25/17	25.00	EA	$189.21	$4,730.25	8/4/17	8/28/17

TOTAL BID PRICE $9,460.50

Per Colton:

Quoting (25) Type 3 complete Breakaway kits/Quick Release/with three 8', right slant, OR/WH, HIP, SF boards per kit & (25) Type 3 complete Breakaway kits/Quick Release/with three 8', left slant, OR/WH, HIP, SF boards per kit.

Reference CPC quote # 316271

BILL TO:
CITY OF HATTIESBURG
ACCOUNTING DEPT
PO BOX 1898
HATTIESBURG, MS 39403-1898
FAX INVOICE TO: 601-584-4895

CITY OF HATTIESBURG
P U R C H A S E O R D E R
THE CITY IS NOT LIABLE FOR SALES TAX ID# 64-6000432

POINT OF CONTACT:

Page - 1
Date - 07/25/17

PO No. - 172067

Req No. - 2559

VENDOR MAILING:
ESSCO HEATING AND A/C
1502 N MAIN ST
PO BOX 111
HATTIESBURG MS 39403-0111

ACKER, REBECCA (601) 5454944
MINUTE BOOK # PENDING
VENDOR # 00013105

SHIP TO :
CITY OF HATTIESBURG
JACKIE DOLE SHERRILL COMM. CTR.
220 W FRONT STREET - 1ST FLOOR
HATTIESBURG MS 39401

PROCESSING CODE:

SEND METHOD 1 (601)5451873

PROJECT LINE: A/C KITCHEN UNIT FOR JDSCC

Account #	Description	QTY	UM	UNIT COST	TOTAL COST
077650.7150.19	LABOR & MATERIAL LABOR AND EQUIPMENT TO INSTALL COMPLETE NEW TRANE AIR HANDLER AND CONDENSING UNIT SERVING THE KITCHEN AREA UNIT WILL BE A 7.5 TON	1.00	EA	7,900.0000	7,900.00

TOTAL CONTRACT AMOUNT NOT TO EXCEED 7,900.00

SUBMIT SEPARATE INVOICES FOR EACH ORDER. PREPAY SHIPPING CHARGES IF ANY AND ADD TO INVOICE.

THIS PO NUMBER MUST APPEAR ON ALL PACKAGES & INVOICES.

FOR CORRECTIONS TO VENDOR ADDRESS ABOVE, CONTACT ACCOUNTING (601) 545-4686.

KERMAS EATON
CITY CLERK

43530

CITY OF HATTIESBURG
QUOTE REQUEST RESPONSE FORM

Page No. 1
Date - 7/06/17
Order Number . . 2559 OQ

ESSCO HEATING AND A/C
1502 N MAIN ST
PO BOX 111
HATTIESBURG MS 39403-0111

Mail To. . . . . CITY OF HATTIESBURG
PURCHASING DIVISION
220 W FRONT ST.2ND FLOOR
PO BOX 1898
HATTIESBURG MS 39401

Phone Number . . 601 5454512

PRINTED NAME Matt Brown

SIGNATURE Matt Brown DATE 7/20/2017

Shipping terms are F.O.B. destination, freight prepaid

PROJECT LINE: A/C KITCHEN UNIT FOR JDSCC

ITEM DESCRIPTION	Request Date	QTY	UM	Unit Price	Extended Cost	Delivery Date	Expired Date
LABOR & MATERIAL	06/30/17	1.00	EA	$7,900.00	$7,900.00	8/1/2017	8/20/2017

TOTAL BID PRICE $7,900.00

Clem D. Jewell

RECEIVED
JUL 25 2017
AWARDED

CITY OF HATTIESBURG
QUOTE REQUEST RESPONSE FORM

Page No. 1
Date 7/06/17
Order Number . . 2559 OQ

JIM SMITH SERVICES
315 E THIRD ST
HATTIESBURG MS 39401-2009

Mail To. . . . . CITY OF HATTIESBURG
PURCHASING DIVISION
220 W FRONT ST.2ND FLOOR
PO BOX 1898
HATTIESBURG MS 39401

Phone Number . . 601 5454512

NAME Jim Smith

DATE 7/2

Shipping terms are F.O.B. destination, freight prepaid

LINE: A/C KITCHEN UNIT FOR JDSCC

ITEM DESCRIPTION	Request Date	QTY	UM	Unit Price	Extended Cost	Delivery Date	Expired Date
& MATERIAL	06/30/17	1.00	EA	$8,325.00	$8,325.00	10 DAYS	10/10/2017

TOTAL BID PRICE $8,325.00

BILL TO:
CITY OF HATTIESBURG
ACCOUNTING DEPT
PO BOX 1898
HATTIESBURG, MS 39403-1898
FAX INVOICE TO: 601-584-4895

CITY OF HATTIESBURG
P U R C H A S E O R D E R
THE CITY IS NOT LIABLE FOR SALES TAX ID# 64-6000432

POINT OF CONTACT:

Page - 1
Date - 07/19/17

PO No. - 171930

Req No. - 2561

VENDOR MAILING:
ADAPCO INC
550 AERO LN
SANFORD FL 32771-6342

EVANS, TERESA WILLIAMS (601) 5454626
MINUTE BOOK # PENDING
VENDOR # 90012703

SHIP TO :
CITY OF HATTIESBURG
PUBLIC WORKS DEPT
1202 JAMES STREET
HATTIESBURG MS 39401

PROCESSING CODE:
SEND METHOD 1 (866)3309888

PROJECT LINE: AQUAPERM-X 30-30

Account #	Description	QTY	UM	UNIT COST	TOTAL COST
001201.5130	CHEMICAL WATER BASE 150 GALLONS IN 50 GAL DRUMS MOSQUITO SPRAY	1.00	EA	14,400.0000	14,400.00

TOTAL CONTRACT AMOUNT NOT TO EXCEED 14,400.00

SUBMIT SEPARATE INVOICES FOR EACH ORDER. PREPAY SHIPPING CHARGES IF ANY AND ADD TO INVOICE.

THIS PO NUMBER MUST APPEAR ON ALL PACKAGES & INVOICES.

FOR CORRECTIONS TO VENDOR ADDRESS ABOVE, CONTACT ACCOUNTING (601) 545-4686.

KERMAS EATON
CITY CLERK

43530

CITY OF HATTIESBURG
QUOTE REQUEST RESPONSE FORM

Page No. 1
Date - 7/18/17
Order Number . . 2561 OQ

ADAPCO INC
550 AERO LN
SANFORD FL 32771-6342

Mail To. . . . . CITY OF HATTIESBURG
PURCHASING DIVISION
220 W FRONT ST.2ND FLOOR
PO BOX 1898
HATTIESBURG MS 39401

Phone Number . . 601 5454512

PRINTED NAME Jason Trumbetta

SIGNATURE _____ DATE 07/18/17

Shipping terms are F.O.B. destination, freight prepaid

PROJECT LINE: AQUAPERM-X 30-30

ITEM DESCRIPTION	Request Date	QTY	UM	Unit Price	Extended Cost	Delivery Date	Expired Date
CHEMICAL WATER BASE 150 GALLONS IN ~~X~~ GAL DRUMS MOSQUITO SPRAY 55 gl drums	07/18/17	1.00	EA	$96.00/gl x 150	$5,280.00 per 55 gl drum	2-3 ARO	12/31/17

3-55 gl drums - 165 gallons!

TOTAL BID PRICE $15,840.00

$ 14,460.00

RECEIVED
JUL 19 2017
AWARDED

7/19/2017

43530

CITY OF HATTIESBURG
QUOTE REQUEST RESPONSE FORM

Page No. 1
Date - 7/18/17
Order Number . . 2561 OQ

CLARKE MOSQUITO CONTROL
PO BOX 72197
ROSELLE IL 60172-2197

Mail To. . . . . CITY OF HATTIESBURG
PURCHASING DIVISION
220 W FRONT ST.2ND FLOOR
PO BOX 1898
HATTIESBURG MS 39401

Phone Number . . 601 5454512

PRINTED NAME Danny Meyers, Control Consultant, Clarke

SIGNATURE Dany Meyers DATE 7/18/17

Shipping terms are F.O.B. destination, freight prepaid

PROJECT LINE: AQUAPERM-X 30-30

ITEM DESCRIPTION	Request Date	QTY	UM	Unit Price	Extended Cost	Delivery Date	Expired Date
CHEMICAL WATER BASE 150 GALLONS IN 50 GAL DRUMS MOSQUITO SPRAY Aqua Anvil 30 Gallon Drum	07/18/17	1.00	EA	$135.00/gal X 150	$4,050.00/30 gal drm	5-7 Days ARO	12/31/17

TOTAL BID PRICE $4,050.00
$20,250.00

BILL TO:
CITY OF HATTIESBURG
ACCOUNTING DEPT
PO BOX 1898
HATTIESBURG, MS 39403-1898
FAX INVOICE TO: 601-584-4895

CITY OF HATTIESBURG
P U R C H A S E O R D E R
THE CITY IS NOT LIABLE FOR SALES TAX ID# 64-6000432

POINT OF CONTACT:

Page - 1
Date - 07/24/17

PO No. - 172052

Req No. - 2552

VENDOR MAILING:
SANSOM EQUIPMENT CO
PO BOX 360041
BIRMINGHAM AL 35236

WAGGONER, ROBIN (601) 5454630
MINUTE BOOK # PENDING
VENDOR # 00012676

SHIP TO :
CITY OF HATTIESBURG
WATER PLANT #2
900 JAMES STREET
HATTIESBURG MS 39401

PROCESSING CODE:

SEND METHOD 1 (251)6313768

PROJECT LINE: SEWER CAMERA FOR WATER DEPT.

Account #	Description	QTY	UM	UNIT COST	TOTAL COST
009676.7370	SEWER CAMERA	1.00	EA	9,870.0000	9,870.00

SPECIFICATION:

VERISIGHT PRO 200' PUSH CAMERA WITH DIGITAL VIEWER/RECORDER -INCLUDES 200' OF CABLE, SELF-LEVELING CAMERA HEAD, TRI-FREQUENCY SONDE, BATTERY POWERED CONTROL UNIT WITH VIEWER, RECORDING AND DIGITAL OUTPUT, ACCESSORIES WITH CASE AND USB MEMORY STICK, 3 SKIDS AND TOOLING.

*** SEE ATTACHED ***

TOTAL CONTRACT AMOUNT NOT TO EXCEED 9,870.00

SUBMIT SEPARATE INVOICES FOR EACH ORDER. PREPAY SHIPPING CHARGES IF ANY AND ADD TO INVOICE.

THIS PO NUMBER MUST APPEAR ON ALL PACKAGES & INVOICES.

FOR CORRECTIONS TO VENDOR ADDRESS ABOVE, CONTACT ACCOUNTING (601) 545-4686.

KERMAS EATON
CITY CLERK

43530

CITY OF HATTIESBURG
QUOTE REQUEST RESPONSE FORM

Page No. 1
Date 6/20/17
Order Number . . 2552 OQ

SANSOM EQUIPMENT CO
PO BOX 360041
BIRMINGHAM AL 35236

Mail To. . . . . CITY OF HATTIESBURG
PURCHASING DIVISION
220 W FRONT ST.2ND FLOOR
PO BOX 1898
HATTIESBURG MS 39401

Phone Number . . 601 5454512

PRINTED NAME Cole Ryan

SIGNATURE [signature] DATE 6/20/17

Shipping terms are F.O.B. destination, freight prepaid

PROJECT LINE: SEWER CAMERA FOR WATER DEPT.

ITEM DESCRIPTION	Request Date	QTY	UM	Unit Price	Extended Cost	Delivery Date	Expired Date
SEWER CAMERA SPECIFICATION: VERISIGHT PRO 200' PUSH CAMERA WITH DIGITAL VIEWER/RECORDER -INCLUDES 200' OF CABLE, SELF-LEVELING CAMERA HEAD, TRI-FREQUENCY SONDE, BATTERY POWERED CONTROL UNIT WITH VIEWER, RECORDING AND DIGITAL OUTPUT, ACCESSORIES WITH CASE AND USB MEMORY STICK, 3 SKIDS AND TOOLING. *** SEE ATTACHED ***	06/20/17	1.00	EA	9870	NA	~~2 weeks~~ ARO	12/31/17

TOTAL BID PRICE 9870

chad 7/21/2017

RECEIVED
JUL 21 2017
AWARDED

43530

CITY OF HATTIESBURG
QUOTE REQUEST RESPONSE FORM

Page No. 1
Date 6/20/17
Order Number . . 2552 OQ

ENVIRONMENTAL PRODUCTS OF
4815 MENDEL CT. SW
ATLANTA GA 30336

Mail To. . . . . CITY OF HATTIESBURG
PURCHASING DIVISION
220 W FRONT ST.2ND FLOOR
PO BOX 1898
HATTIESBURG MS 39401

Phone Number . . 601 5454512

PRINTED NAME Chris Hare

SIGNATURE _____ DATE 6-21-17

Shipping terms are F.O.B. destination, freight prepaid

PROJECT LINE: SEWER CAMERA FOR WATER DEPT.

ITEM DESCRIPTION	Request Date	QTY	UM	Unit Price	Extended Cost	Delivery Date	Expired Date
SEWER CAMERA SPECIFICATION: VERISIGHT PRO 200' PUSH CAMERA WITH DIGITAL VIEWER/RECORDER -INCLUDES 200' OF CABLE, SELF-LEVELING CAMERA HEAD, TRI-FREQUENCY SONDE, BATTERY POWERED CONTROL UNIT WITH VIEWER, RECORDING AND DIGITAL OUTPUT, ACCESSORIES WITH CASE AND USB MEMORY STICK, 3 SKIDS AND TOOLING. *** SEE ATTACHED ***	06/20/17	1.00	EA	$10,500.00/xx	$10,500.00/xx	7-17	12-31-17

TOTAL BID PRICE $10,500.00/xx

BILL TO:
CITY OF HATTIESBURG
ACCOUNTING DEPT
PO BOX 1898
HATTIESBURG, MS 39403-1898
FAX INVOICE TO: 601-584-4895

CITY OF HATTIESBURG
P U R C H A S E O R D E R
THE CITY IS NOT LIABLE FOR SALES TAX ID# 64-6000432

POINT OF CONTACT:

Page 1
Date 07/18/17

PO No. 171908
Req No. 2549

VENDOR MAILING:
JIM SMITH SERVICES
315 E THIRD ST
HATTIESBURG MS 39401-2009

WAGGONER, ROBIN (601) 5454630
MINUTE BOOK # PENDING
VENDOR # 00017549

SHIP TO :
CITY OF HATTIESBURG
WATER PLANT #2
900 JAMES STREET
HATTIESBURG MS 39401

PROCESSING CODE:
SEND METHOD 1 (601)5848403

PROJECT LINE: REPLACE HVAC UNIT AT WATERPLANT #2

Account #	Description	QTY	UM	UNIT COST	TOTAL COST
009673.6351	HVAC UNIT AT PLANT2 SPECIFICATIONS TO REPLACE HVAC UNIT AT PLANT #2: --REMOVE DAMAGED UNITS FROM SUPERVISORS OFFICE, LAB, & CONTROL ROOM. --REPLACE WITH CITY-MULTI OR MITSUBISHI MINI-SPLIT WITH TWO WALL MOUNT CASSETTS AND ONE CEILING MOUNT. --BID TO INCLUDE ALL TUBING, RACEWAYS AND WIRING FOR A COMPLETE AND OPERATIONAL SYSTEM. *** SEE ATTACHED *** /// TO VIEW SITE CONTACT ARNOLD LANDRUM @ 601.545.4530	1.00	EA	16,280.0000	16,280.00

TOTAL CONTRACT AMOUNT NOT TO EXCEED 16,280.00

SUBMIT SEPARATE INVOICES FOR EACH ORDER. PREPAY SHIPPING CHARGES IF ANY AND ADD TO INVOICE.

THIS PO NUMBER MUST APPEAR ON ALL PACKAGES & INVOICES.

FOR CORRECTIONS TO VENDOR ADDRESS ABOVE, CONTACT ACCOUNTING (601) 545-4686.

KERMAS EATON
CITY CLERK

43530

CITY OF HATTIESBURG
QUOTE REQUEST RESPONSE FORM

Page No. 1
Date 6/15/17
Order Number . . 2549 00

JIM SMITH SERVICES
315 E THIRD ST
HATTIESBURG MS 39401-2009

Mail To. . . . . CITY OF HATTIESBURG
PURCHASING DIVISION
220 W FRONT ST.2ND FLOOR
PO BOX 1898
HATTIESBURG MS 39401

Phone Number . . 601 5454512

PRINTED NAME Jim Smith

SIGNATURE Jim Smith DATE 7-17-17

Shipping terms are F.O.B. destination, freight prepaid

PROJECT LINE: REPLACE HVAC UNIT AT WATERPLANT #2

ITEM DESCRIPTION	Request Date	QTY	UM	Unit Price	Extended Cost	Delivery Date	Expired Date
HVAC UNIT AT PLANT2	06/14/17	1.00	EA	16,280.00			8-30-17

SPECIFICATIONS TO REPLACE HVAC UNIT AT PLANT #2:
—REMOVE DAMAGED UNITS FROM SUPERVISORS OFFICE, LAB, & CONTROL ROOM.
—REPLACE WITH CITY-MULTI OR MITSUBISHI MINI-SPLIT WITH TWO WALL MOUNT CASSETTS AND ONE CEILING MOUNT.
—BID TO INCLUDE ALL TUBING, RACEWAYS AND WIRING FOR A COMPLETE AND OPERATIONAL SYSTEM.
*** SEE ATTACHED ***
///
TO VIEW SITE CONTACT ARNOLD LANDRUM @ 601.545.4530

TOTAL BID PRICE 16,280.00

7/18/2017
00673.

RECEIVED
JUL 18 2017
AWARDED

43530

CITY OF HATTIESBURG
QUOTE REQUEST RESPONSE FORM

Page No. 1
Date - 6/15/17
Order Number . . 2549 OQ

ESSCO HEATING AND A/C
1502 N MAIN ST
PO BOX 111
HATTIESBURG MS 39403-0111

Mail To. . . . . CITY OF HATTIESBURG
PURCHASING DIVISION
220 W FRONT ST.2ND FLOOR
PO BOX 1898
HATTIESBURG MS 39401

PRINTED NAME Matt Brown

Phone Number . . 601 5454512

SIGNATURE Matt B DATE 7-17-17

Shipping terms are F.O.B. destination, freight prepaid

PROJECT LINE: REPLACE HVAC UNIT AT WATERPLANT #2

ITEM DESCRIPTION	Request Date	QTY	UM	Unit Price	Extended Cost	Delivery Date	Expired Date
HVAC UNIT AT PLANT2 SPECIFICATIONS TO REPLACE HVAC UNIT AT PLANT #2: —REMOVE DAMAGED UNITS FROM SUPERVISORS OFFICE, LAB, & CONTROL ROOM. —REPLACE WITH CITY-MULTI OR MITSUBISHI MINI-SPLIT WITH TWO WALL MOUNT CASSETTS AND ONE CEILING MOUNT. —BID TO INCLUDE ALL TUBING, RACEWAYS AND WIRING FOR A COMPLETE AND OPERATIONAL SYSTEM. *** SEE ATTACHED *** /// TO VIEW SITE CONTACT ARNOLD LANDRUM @ 601.545.4530	06/14/17	1.00	EA	18,000.00	18,000.00	8/1/17	9/1/17

TOTAL BID PRICE 18,000.00

BILL TO:
CITY OF HATTIESBURG
ACCOUNTING DEPT
PO BOX 1898
HATTIESBURG, MS 39403-1898
FAX INVOICE TO: 601-584-4895

CITY OF HATTIESBURG
P U R C H A S E O R D E R
THE CITY IS NOT LIABLE FOR SALES TAX ID# 64-6000432

POINT OF CONTACT:

Page - 1
Date - 06/21/17

PO No. - 171271

Req No. - 2551

VENDOR MAILING:
BEALL TIMBER
JOE BEALL
PO BOX 611
POPLARVILLE MS 39470-0611

MCDANIEL, LATASHA (601) 5454541
MINUTE BOOK # PENDING
VENDOR # 00106669

SHIP TO :
CITY OF HATTIESBURG
ENGINEERING/PUBLIC SERVICES
212 WEST FRONT STREET-CENTENNIAL BLDG
HATTIESBURG MS 39401

PROCESSING CODE:

SEND METHOD 1 (601)7959950

PROJECT LINE: REMOVE TIMBER AT WL RUNNELS & JM TATUM IND DRIVE

Account #	Description	QTY	UM	UNIT COST	TOTAL COST
039551.6350	REMOVE TIMBER REMOVE TIMBER FROM APPROX 5 ACRE SITE @ INTERSECTION OF W.L. RUNNELS INDUSTRIAL DRIVE AND J.M. TATUM INDUSTRIAL DR CONTRACTOR WILL BE RESPONSIBLE FOR REMOVE ALL TIMBER GREATER THAN 4" IN DIAMETER AND NOT REQUIRED TO REMOVE TIMBER ALONG THE CREEK BANK	1.00	EA	25,000.0000	25,000.00

TOTAL CONTRACT AMOUNT NOT TO EXCEED 25,000.00

SUBMIT SEPARATE INVOICES FOR EACH ORDER. PREPAY SHIPPING CHARGES IF ANY AND ADD TO INVOICE.

THIS PO NUMBER MUST APPEAR ON ALL PACKAGES & INVOICES.

FOR CORRECTIONS TO VENDOR ADDRESS ABOVE, CONTACT ACCOUNTING (601) 545-4686.

KERMAS EATON
CITY CLERK

43530

CITY OF HATTIESBURG
QUOTE REQUEST RESPONSE FORM

Page No. 1
Date 6/19/17
Order Number . . 2551 OQ

BEALL TIMBER
JOE BEALL
PO BOX 611
POPLARVILLE MS 39470-0611

Mail To. . . . . CITY OF HATTIESBURG
PURCHASING DIVISION
220 W FRONT ST.2ND FLOOR
PO BOX 1898
HATTIESBURG MS 39401

Phone Number . . 601 5454512

PRINTED NAME Joe Beall

SIGNATURE Joe Beall DATE 6-20-17 Shipping terms are F.O.B. destination, freight prepaid

PROJECT LINE: REMOVE TIMBER AT WL RUNNELS & JM TATUM IND DRIVE

ITEM DESCRIPTION	Request Date	QTY	UM	Unit Price	Extended Cost	Delivery Date	Expired Date
REMOVE TIMBER REMOVE TIMBER FROM APPROX 5 ACRE SITE @ INTERSECTION OF W.L. RUNNELS INDUSTRIAL DRIVE AND J.M. TATUM INDUSTRIAL DR CONTRACTOR WILL BE RESPONSIBLE FOR REMOVE ALL TIMBER GREATER THAN 4" IN DIAMETER AND NOT REQUIRED TO REMOVE TIMBER ALONG THE CREEK BANK	06/19/17	1.00	EA	25 000 00			

TOTAL BID PRICE 25,000 00

RECEIVED
JUN 21 2017
AWARDED

Lawa Ard

43530

CITY OF HATTIESBURG
QUOTE REQUEST RESPONSE FORM

Page No. 1
Date 6/19/17
Order Number . . 2551 OQ

98 WASTE LLC
406 HEMPHILL ST
HATTIESBURG MS 39401

Mail To. . . . . CITY OF HATTIESBURG
PURCHASING DIVISION
220 W FRONT ST.2ND FLOOR
PO BOX 1898
HATTIESBURG MS 39401

Phone Number . . 601 5454512

PRINTED NAME 98 Waste

SIGNATURE Johny Nelson DATE 6-20-17

Shipping terms are F.O.B. destination, freight prepaid

PROJECT LINE: REMOVE TIMBER AT WL RUNNELS & JM TATUM IND DRIVE

ITEM DESCRIPTION	Request Date	QTY	UM	Unit Price	Extended Cost	Delivery Date	Expired Date
REMOVE TIMBER REMOVE TIMBER FROM APPROX 5 ACRE SITE @ INTERSECTION OF W.L. RUNNELS INDUSTRIAL DRIVE AND J.M. TATUM INDUSTRIAL DR CONTRACTOR WILL BE RESPONSIBLE FOR REMOVE ALL TIMBER GREATER THAN 4" IN DIAMETER AND NOT REQUIRED TO REMOVE TIMBER ALONG THE CREEK BANK	06/19/17	1.00	EA	26,160.00			

TOTAL BID PRICE 26,160.00

BILL TO:
CITY OF HATTIESBURG
ACCOUNTING DEPT
PO BOX 1898
HATTIESBURG, MS 39403-1898
FAX INVOICE TO: 601-584-4895

CITY OF HATTIESBURG
P U R C H A S E O R D E R
THE CITY IS NOT LIABLE FOR SALES TAX ID# 64-6000432

POINT OF CONTACT:

Page - 1
Date - 06/20/17

PO No. - 171252

Req No. - 2548

VENDOR MAILING:
GARNER LUMLEY ELECTRIC SUPPLY CO
318 E PINE ST
PO BOX 1288
HATTIESBURG MS 39403-1288

FLUKER, CHERYL (601) 5447085
MINUTE BOOK # PENDING
VENDOR # 00015274

SHIP TO :
CITY OF HATTIESBURG
TRAFFIC
125 WALNUT ST
HATTIESBURG MS 39401

PROCESSING CODE:
SEND METHOD 1 (601)5447085

PROJECT LINE: REIL-LED RUNWAY LIGHTS/BOBBY CHAIN AIRPORT

Account #	Description	QTY	UM	UNIT COST	TOTAL COST
001551.6399	REIL/E1101011 LED 3 STEP CURR SGL LEG	1.00	EA	12,652.4100	12,652.41
001551.6399	35C0082 L-830-6 TX 200W 6.6A/6.6A/SERIES CIRCUIT ISOLATION TRANSFORMERS	1.00	EA	.0000	

TOTAL CONTRACT AMOUNT NOT TO EXCEED 12,652.41

SUBMIT SEPARATE INVOICES FOR EACH ORDER. PREPAY SHIPPING CHARGES IF ANY AND ADD TO INVOICE.

THIS PO NUMBER MUST APPEAR ON ALL PACKAGES & INVOICES.

FOR CORRECTIONS TO VENDOR ADDRESS ABOVE, CONTACT ACCOUNTING (601) 545-4686.

KERMAS EATON
CITY CLERK

43530

CITY OF HATTIESBURG
QUOTE REQUEST RESPONSE FORM

Page No. 1
Date 6/15/17
Order Number . . 2548 OQ

GARNER LUMLEY ELECTRIC SU
318 E PINE ST
PO BOX 1288
HATTIESBURG MS 39403-1288

Mail To. . . . . CITY OF HATTIESBURG
PURCHASING DIVISION
220 W FRONT ST.2ND FLOOR
PO BOX 1898
HATTIESBURG MS 39403

Phone Number . . 601 5454512

PRINTED NAME Rodney Hancock

SIGNATURE Rodney Hancock DATE 6-16-17 Shipping terms are F.O.B. destination, freight prepaid

PROJECT LINE: REIL-LED RUNWAY LIGHTS/BOBBY CHAIN AIRPORT

ITEM DESCRIPTION	Request Date	QTY	UM	Unit Price	Extended Cost	Delivery Date	Expired Date
REIL/E1101011 LED 3 STEP CURR SGL LEG	06/12/17	1.00	EA	12652.41	12,652.41	6-8 Weeks	
35C0082 L-830-6 TX 200W 6.6A/6.6A/SERIES CIRCUIT ISOLATION TRANSFORMERS	06/12/17	1.00	EA	Included			

TOTAL BID PRICE 12,652.41

RECEIVED
JUN 20 2017
AWARDED

43530

CITY OF HATTIESBURG
QUOTE REQUEST RESPONSE FORM

Page No. 1
Date 6/15/17
Order Number . . 2548 OQ

STUART C IRBY CO
1314 W PINE ST
HATTIESBURG MS 39401-6338

Mail To. . . . . CITY OF HATTIESBURG
PURCHASING DIVISION
220 W FRONT ST.2ND FLOOR
PO BOX 1898
HATTIESBURG MS 39401

Phone Number . . 601 5454512

PRINTED NAME Max McDaniel

SIGNATURE [signature] DATE 6/19/17

Shipping terms are F.O.B. destination, freight prepaid

PROJECT LINE: REIL-LED RUNWAY LIGHTS/BOBBY CHAIN AIRPORT

ITEM DESCRIPTION	Request Date	QTY	UM	Unit Price	Extended Cost	Delivery Date	Expired Date
REIL/E1101011 LED 3 STEP CURR SGL LEG	06/12/17	1.00	EA	$17,000.-	$17,000.-	8wk	7/27/17
35C0082 L-830-6 TX 200W 6.6A/6.6A/SERIES CIRCUIT ISOLATION TRANSFORMERS	06/12/17	1.00	EA	$100.-	$100.00	8wk	7/27/17

TOTAL BID PRICE $17,100.-

Notes: Quoting Eaton product to replace existing.
May not be compatible with A.D.B. products.

City of Hattiesburg, MS

200 Forrest St.
P.O. Box 1898
Hattiesburg, MS 39401

Master

File Number: 2017-727

File ID:	2017-727	**Type:**	Regular Agenda Item	**Status:**	Agenda Ready
Version:	1	**Reference:**		**In Control:**	City Council
Requester:	Anthony Parker			**File Created:**	09/11/2017
Brief Title:	Acknowledge receipt of Declaration of Forfeitures			**Final Action:**	
				Minute Book Number:	MB2017-407

Title:

Acknowledge receipt of Declaration of Forfeitures from the Forrest/Perry Metro Narcotics Task Force forfeiting $2,415.00 to the Hattiesburg Police Department. The monies will be forfeited in the following manner: $1,932.00 will be placed in the Hattiesburg Police Department's Forfeiture Fund and $483.00 will be placed in the Forrest County District Attorney's Office.

Notes:			
		Agenda Date:	09/19/2017
Indexes:		**Agenda Number:**	VI.-3
Sponsors:		**Enactment Date:**	
Attachments:	Memo- Parker, Declaration of Forefeiture #1, Declaration of Forefeiture #2	**Enactment Number:**	
Contact:		**Meeting Date:**	09/19/2017
Drafter:	Tammy Leggett	**Effective Date:**	

History of Legislative File

Version:	Acting Body:	Date:	Action:	Sent To:	Due Date:	Return Date:	Result:
1	City Council	09/19/2017					

Text of Legislative File 2017-727

Title

Acknowledge receipt of Declaration of Forfeitures from the Forrest/Perry Metro Narcotics Task Force forfeiting $2,415.00 to the Hattiesburg Police Department. The monies will be forfeited in the following manner: $1,932.00 will be placed in the Hattiesburg Police Department's Forfeiture Fund and $483.00 will be placed in the Forrest County District Attorney's Office.

Summary

Declaration of Forfeitures, $2,415

Budget Information

Expenditure Type

Purchasing Item

Publication Information

THE CITY OF HATTIESBURG

One of America's Great Small Cities!

Anthony Parker, Chief of Police

MEMORANDUM

TO: Mayor and Council

FROM: Chief Anthony Parker

DATE: September 11, 2017

RE: Receipt of Forfeiture

This memo is to request Council acknowledge receipt of Declaration of Forfeiture from the Forrest/Perry Metro Narcotics Task force forfeiting $2,415.00 to the Hattiesburg Police Department. The monies will be forfeited in the following manner: $1,932.00 to be placed in the Hattiesburg Police Department's Forfeiture Fund and $483.00 to the Forrest County District Attorney's Office.

AP/tl

Attachment

(601) 544-7900 POLICE DEPARTMENT FAX (601) 545-4952
#1 GOVERNMENT PLAZA • HATTIESBURG, MS 39401
CRIME STOPPERS (601) 582-STOP (582-7867) CELLULAR H C.S.

STATE OF MISSISSIPPI
COUNTY OF FORREST

DECLARATION OF FORFEITURE

On the 23rd day of February, 2016, Notice of Intention to Forfeit Seized Property was given to **JULIAN EASHMOND** by personal service from Joe Kennedy of the Hattiesburg Police Department pursuant to MISS. CODE ANN. § 41-29-176 (1972), as amended. Said Notice required any interested party to file a petition requesting judicial review and contesting the forfeiture within 30 days after the receipt of the Notice of Intent to Forfeit Seized Property, or the property described below would be forfeited to the Hattiesburg Police Department.

DESCRIPTION OF PROPERTY:	**APPROXIMATE VALUE:**
One Thousand Two Hundred Seven Dollars in U. S. Currency	$ 1,207.00

More than thirty (30) days have passed from the date on which the Notice of Intention to Forfeit Seized Property was provided to claimant and no Petition contesting the forfeiture and requesting judicial review was filed in the county court, if a county court exits, or otherwise in the circuit court of the county in which the seizure was made or in the county in which the criminal prosecution is brought or served upon the attorney or representative of the seizing agency.

IT IS, THEREFORE, hereby declared that the above described property shall be forfeited in the following manner: $965.60 to the Hattiesburg Police Department, and $241.40 to the Forrest County District Attorney's Office, all to be distributed, used or disposed of according to law.

SO DECLARED, on this the 22nd day of August, 2017.

Patricia Burchell
District Attorney

This day personally before me, the undersigned authority in and for the State and County aforesaid, the above named, Patricia Burchell, who solemnly and truly declared and affirmed before me that the matters and facts set forth in the foregoing Declaration of Forfeiture are true and correct as herein stated.

Affirmed and subscribed before me on this the 22nd day of August, 2017.

STATE OF MISSISSIPPI NOTARY PUBLIC ID # 113130 JANET CAROL McLELLAND Commission Expires July 21, 2019 FORREST COUNTY

Notary Public

My Commission Expires: July 21, 2019

STATE OF MISSISSIPPI
COUNTY OF FORREST

DECLARATION OF FORFEITURE

On the 27th day of January, 2016, Notice of Intention to Forfeit Seized Property was given to **LEWIS LUVENE** by personal service from Joe Kennedy of the Hattiesburg Police Department pursuant to MISS. CODE ANN. § 41-29-176 (1972), as amended. Said Notice required any interested party to file a petition requesting judicial review and contesting the forfeiture within 30 days after the receipt of the Notice of Intent to Forfeit Seized Property, or the property described below would be forfeited to the Hattiesburg Police Department.

DESCRIPTION OF PROPERTY:	**APPROXIMATE VALUE:**
One Thousand Two Hundred Eight Dollars in U. S. Currency	$ 1,208.00

More than thirty (30) days have passed from the date on which the Notice of Intention to Forfeit Seized Property was provided to claimant and no Petition contesting the forfeiture and requesting judicial review was filed in the county court, if a county court exits, or otherwise in the circuit court of the county in which the seizure was made or in the county in which the criminal prosecution is brought or served upon the attorney or representative of the seizing agency.

IT IS, THEREFORE, hereby declared that the above described property shall be forfeited in the following manner: $966.40 to the Hattiesburg Police Department, and $241.60 to the Forrest County District Attorney's Office, all to be distributed, used or disposed of according to law.

SO DECLARED, on this the 22nd day of August, 2017.

Patricia Burchell
District Attorney

This day personally before me, the undersigned authority in and for the State and County aforesaid, the above named, Patricia Burchell, who solemnly and truly declared and affirmed before me that the matters and facts set forth in the foregoing Declaration of Forfeiture are true and correct as herein stated.

Affirmed and Subscribed before me on this the 22nd day of August, 2017.

STATE OF MISSISSIPPI NOTARY PUBLIC ID # 113130 JANET CAROL McLELLAND Commission Expires July 21, 2019 FORREST COUNTY

Notary Public

My Commission Expires: July 21, 2019

City of Hattiesburg, MS

200 Forrest St.
P.O. Box 1898
Hattiesburg, MS 39401

Master

File Number: 2017-751

File ID:	2017-751	**Type:**	Regular Agenda Item	**Status:**	Agenda Ready
Version:	1	**Reference:**		**In Control:**	City Council
Requester:				**File Created:**	09/12/2017
Brief Title:	Acknowledging submission and execution of Violence Against Women Grant.			**Final Action:**	
				Minute Book Number:	MB2017-407

Title:

Acknowledge the execution and submission by the Hattiesburg Police Department of the Stop Violence Against Women Grant. (nunc pro tunc)

Notes:			
		Agenda Date:	09/19/2017
Indexes:		**Agenda Number:**	VI.-4
Sponsors:		**Enactment Date:**	
Attachments:	VAWA Grant	**Enactment Number:**	
Contact:		**Meeting Date:**	
Drafter:		**Effective Date:**	

History of Legislative File

Version:	Acting Body:	Date:	Action:	Sent To:	Due Date:	Return Date:	Result:
1	City Council	09/19/2017					

Text of Legislative File 2017-751

Title

Acknowledge the execution and submission by the Hattiesburg Police Department of the Stop Violence Against Women Grant. (nunc pro tunc)

Summary

Acknowledgement of Violence Against Women Grant submission - HPD

Budget Information

Expenditure Type

Purchasing Item

Publication Information

Scope of Services
VAWA Program
STOP
ATTACHMENT A to Sub-grant Agreement

Hattiesburg Police Department
Goals and Objectives

Goal: Reducing the frequency of incidents of domestic abuse and other violence against women, serving the community as victim advocates, and providing appropriate service referrals to victims of domestic abuse.

Objectives:

1. Ensure the proper notification of all female victims of domestic abuse and other violence against women that fall within the jurisdiction of the Hattiesburg Police Department.
2. To advocate on behalf of female victims of domestic abuse and other violent acts against women.
3. Provide court personnel with accurate and up to date domestic criminal histories of all defendants in domestic cases before the court.
4. Assist all victims eligible for victim compensation throughout the application process.
5. Attend the court proceedings of domestic violence cases other cases of violence against women when the cases fall into the jurisdiction of Hattiesburg Municipal Court in order to advocate for the victim and to enlighten the court of circumstances surrounding the case.
6. Provide training classes and literature regarding domestic violence, sexual assault, and other violence against women when applicable.
7. Provide educational lectures and literature regarding domestic violence, sexual assault, and other violence against women to schools, neighborhood association,

and churches, paying particular attention to areas in the city with a high concentration of domestic abuse crimes and other crimes involving violence against women.

8. To work closely with organizations within the community that provides services to victims in order to target domestic violence, sexual assault, or other violence against women.
9. To be available to the police officers of Hattiesburg Police Department for around the clock victim support.
10. To promote community awareness of domestic violence issue though participation in local, statewide, and national awareness initiatives such as National Crime Victim's Rights week, Stepping Out Against Violence, and Domestic Violence Awareness Month.
11. To provide victims with appropriate referrals to medical, psychological, educational, legal, and housing services within our community through our close work with such organizations as the Domestic Family Shelter Inc., the Schafer Center for Crisis Intervention, Legal Services, and the University of Southern Mississippi's Counseling Services.

    Activities:

    - Advocate for victims of violent acts against women throughout the court process (1st through 12th month)
    - Provide essential restorative services and appropriate recommendation of outside services to victims of violent acts against women (1st through 12th month)
    - Work with local organizations who seek to help victims of violent acts against women to provide a multifaceted approach to victim advocacy (1st through 12th month)
    - Providing educational training to local schools, neighborhood associations, and churches (as needed)
    - Providing educational training to military personnel (as needed)

- Participate in and coordinate local awareness campaigns and community-wide events (3rd, 5th, and 9th months).

SUB-GRANTEE AGREEMENT
FACE SHEET

(Face Sheet for Department Use Only)

Project ID: SG-239 | Due Date: 07/01/17 | New ■ | Renewal ☐ | Modification ☐ of

Name of Organization: Hattiesburg Police Department

Contact Person: Whitney Harper | Title: Victim Advocate

EIN #: 64 - 6000432 | DUNS #: 07 – 944 - 8130 | Telephone #: 601-545-4969

Street Address: 300 Klondyke Street | Post Office Box:

City: Hattiesburg | State: MS | Zip Code: 39401 | Email: wharper@hattiesburgms.com

Give the title of the sub-grant brief description of the nature of the sub-grant.

Title: FFY 2016 VAWA STOP Program

Description: To develop and strengthen law enforcement, prosecution, and court strategies to combat violent crimes against women.

Start Date: 07-01-2017 | End Date: 06-30-18 | Cost Share or Match *(N/A if none)*: $8,900.68

Total Sub-grant Amount: $26,795.00 | Payment Basis: Monthly ■ | Quarterly ☐ | Annually ☐

Amount of funding for last FY: n/a | Federal Grant ■ | Private Grant ☐ | State Funds ☐

If it is a federal grant: Award #: 2016-WF-AX-0043 | Federal Aid #: n/a | CFDA #:

Cost Center(s)	31070707
Functional Area(s)	310101000000DV

Internal Order(s)
3000018421

Required Attachments
■ Determination Worksheet
■ Conflicts of Interest
☐ Additional Terms of Agreement
■ Scope of Work
■ Budget Justification/Narrative
☐ Approved Federal Indirect Rate
■ Applicable Assurances
☐ Other

Personnel Cost	
Salaries	$ 23,748.00
Fringe	$ 0.00
Total	$ 23,748.00

Travel Cost	
Mileage	$ 0.00
Meals	$ 224.00
Lodging	$ 750.00

Service Area(s): Statewide ■ District ☐

If in a district, list all counties:

Mississippi State Department of Health
Sub-Grant Agreement

Mississippi State Department of Health Sub-Grant Agreement
with Hattiesburg Police Department
Agreement No. WF-AX-0043

SECTION 1.0: Parties to the Agreement

This agreement is made this the 1st day of July, 2017, by and between the Mississippi State Department of Health, hereinafter referred to as MSDH, and Hattiesburg Police Department, hereinafter referred to as Sub-Grantee.

SECTION 2.0: Period of Performance

This agreement shall be in effect from 7/1/2017 through 6/30/17.

SECTION 3.0: Purpose

This agreement is established for the purpose of defining the rights and duties of the parties regarding the grant known as FFY 16 VAWA STOP.

SECTION 4.0: Responsibilities of MSDH and Sub-Grantee

4.1 MSDH Responsibilities:

4.1.1 Review and approval of invoices and periodic reports.

4.1.2 Review of progress reports on the ongoing activities regarding the sub-grant.

4.1.3 Oversight of work and services provided by Sub-Grantee.

4.1.4 Other responsibilities as stated in the corresponding grant, proposals, and any attachments hereto.

4.2 Sub-Grantee Responsibilities:

4.2.1 The Sub-Grantee is responsible for implementing the work and services as set forth in their proposal and attached as outlined in the attached Scope of Work.

4.2.2 The costs incurred must be in accordance with the approved Budget, hereby incorporated and attached hereto, and shall not exceed $ 26,795.00 unless properly modified and approved. Prior written approval shall be required before deviating from the approved budget.

4.2.3 Other responsibilities as stated in the corresponding grant, proposals, and any attachments hereto.

SECTION 5.0: Budget and Finance

5.1 **Sub-Grant Value.** Absent a modification in the form required by this agreement, the total amount to be paid by MSDH to Sub-Grantee under the terms of this agreement shall not exceed the amount previously stipulated in Section 4.2.2 of this agreement. All payments made under this agreement shall represent services rendered or actual costs incurred. Sub-Grantee is responsible for any commitments or expenditures in excess of the amounts authorized by MSDH.

5.2 **Invoices.** The Sub-Grantee shall submit invoices, as required and in accordance with the grant associated with this agreement or as instructed by MSDH and attached hereto.

5.3 **Reimbursement.** The Sub-Grantee assumes sole responsibility for reimbursement to the granting or funding agency of a sum of money equivalent to the amount of any expenditures disallowed should the granting agency, funding agency, or any other authorized agency rule through an audit exception or some other appropriate means, that expenditures from funds allocated to the Sub-Grantee for direct and/or indirect costs were not made in compliance with the regulations of the granting or funding agency or the provisions of the agreement.

5.4 **Record Maintenance.** The Sub-Grantee agrees to maintain books, records and documents and other evidence pertaining to all costs and expenses incurred and revenues acquired under this agreement to the extent and in such detail as will properly reflect all costs and expenses of whatever nature for which reimbursement is claimed. Such book, records and documents shall be maintained by the Sub-Grantee for three (3) years from the date of close-out or in accordance with the provisions of the grant associated with this agreement, whichever is longer. The books of account and other records which are applicable shall be available with reasonable notice for inspection, review and audit by MSDH to determine proper application and use of all funds paid to the Sub-Grantee.

5.5 **Record Inspection and Audit.** MSDH, any sponsor or funding source, the State of Mississippi, any regulatory body of the United States overseeing the grant associated with this agreement, and/or any other authorized representative of any of the foregoing, shall have access to and the right to examine all records, books, papers, or documents which are directly pertinent to, or related to the sub-grant award for the purpose of audit, examination, excerpts, and/or transcripts.

5.6 **Purchased Equipment.** Equipment should not be purchased unless itemized in the approved budget or in accordance with the grant associated with this agreement. The use and disposition of any equipment purchased by the Sub-Grantee shall be in accordance with the grant associated with this agreement.

SECTION 6.0: Modification

6.1 This agreement may need to be modified, changed or altered due to changing circumstances. Therefore, it is agreed that MSDH or the Sub-Grantee may request modification and that this modification will be prepared in writing and presented to the other party for approval or rejection. Work or purchases relating to any items not specifically outlined by this agreement, the Sub-Grantee's proposal or the grant associated with this agreement may not be paid for unless both parties agree to and execute a written amendment to this agreement.

SECTION 7.0: Assignment

7.1 Obligations under this agreement may not be assigned by the Sub-Grantee without prior written approval of MSDH, or in accordance with the grant associated with this agreement.

SECTION 8.0: Standard Terms and Conditions

The Sub-Grantee Certifies and Agrees to the following:

8.1 **Authority to Accept Award.** The Sub-Grantee certifies that it has legal authority to apply for the sub-grant and has the institutional, managerial, and financial capability (including where applicable, funds sufficient or in-kind match to pay the applicant's share of the project cost) to ensure proper planning, management, and completion of the project described in this proposal. The Sub-Grantee further certifies (a) that entry into and performance under this agreement is not restricted or prohibited by any loan, security, financing, contractual, or other agreement of any kind, and (b) notwithstanding any other provision of this agreement to the contrary, that there are no existing legal proceedings, either voluntary or otherwise, which may adversely affect its ability to perform its obligations under this agreement.

8.2 **Conflict of Interest.** The Sub-Grantee will establish or maintain safeguards to prohibit employees from using their positions for a purpose that constitutes or presents the appearance of personal or organizational conflict of interest, or personal gain.

8.3 **Applicable Laws.** This Sub-Grant Agreement shall be governed by and construed in accordance with the laws of the State of Mississippi, excluding its conflict of law provisions, and any litigation with respect thereto shall be brought in the courts of the state.

8.4 **Compliance with Laws.** The Sub-Grantee shall comply with, and all activities under this agreement shall be subject to, all applicable federal, State of Mississippi, and local laws and regulations, and any others as required by the grant that is the subject of this agreement, as they now exist and as they may be amended or modified.

8.4.1 **Equal Opportunity.** The Sub-Grantee understands that the State is an equal opportunity employer and therefore maintains a policy which prohibits unlawful discrimination based on race, color, creed, sex, age, national origin, physical handicap, disability, or any other consideration made unlawful by federal, State, or local laws. All such discrimination is unlawful and the Sub-Grantee agrees during the term of the agreement that the Sub-Grantee will strictly adhere to this policy in its employment practices and the provision of services.

8.4.2 **Employment Verification.** The Sub-Grantee will ensure its compliance with the Mississippi Employment Protection Act, §71-11-1, et seq., of the Mississippi Code Annotated, as Amended, and will register and participate in the status verification system for all newly hired employees as required.

8.4.3 **Federal Law.** Sub-Grantee will comply with all Federal statutes relating to non-discrimination. These include, but are not limited to: (a) Title VI of the Civil Rights Act of 1964 (P.L. 88-352), which prohibits discrimination on the basis of race, color, or national origin; (b) Title IX of the Education Amendments of 1972, as amended (20 U.S.C. §§ 1681-1683, and 1685-1686), which prohibits discrimination on the basis of sex; (c) Section 504 of the Rehabilitation Act of 1973, as amended (29 U.S.C. § 794), which prohibits discrimination on the basis of handicaps; (d) the Age Discrimination Act of 1975, as amended (42 U.S.C. §§ 6101-6107), which prohibits discrimination on the basis of age; and (e) the requirements of any other nondiscrimination statute(s) which may apply to the proposal.

8.4.4 **Program Specific Law.** Sub-Grantee will comply with all applicable requirements of all other Federal laws, executive orders, regulations and policies governing this grant or program.

8.5 **Sub-Grantee Status.** Sub-Grantee agrees that no act performed or representation made, whether oral or written, by the Sub-Grantee with respect to third parties shall be binding on MSDH. The Sub-Grantee shall, at no time act as an agent for MSDH. Nothing herein shall be deemed or construed by MSDH, the Sub-Grantee, or any third party as creating the relationship of principal and agent, partners, joint ventures, or any similar such relationship between MSDH and the Sub-Grantee.

8.6 **Representation Regarding Contingent Fees and Gratuities.** Sub-Grantee represents that it has not offered, given, or agreed to give or accepted a solicitation or demand for gratuity or offer of employment in connection with any decision or preparation regarding the award of this sub-grant, nor has it retained a person to solicit or secure a sub-grant upon an agreement or understanding for a commission, percentage, brokerage, or contingent fee, except as disclosed in the Sub-Grantee's bid or proposal.

8.7 **Public Records Clause.** MSDH has the responsibility to oversee and monitor all phases of this Sub-Grant Agreement. Therefore, MSDH shall be responsible for responding to

Section 9.0 **Termination and Notice**

9.1 **Right to Terminate.** Either party to this agreement may terminate this agreement by written notice (via U.S. certified mail, return receipt requested) of termination to the other party in accordance with the "Notices" section of this agreement. Except as provided below, all obligations under this agreement shall cease at the expiration of thirty (30) calendar days from receipt of written notice by the non-terminating party of the notice of termination.

9.2 **Costs.** Sub-Grantee shall be paid for costs incurred at the time of termination, if any, and shall deliver to MSDH an invoice for costs incurred. It is expressly understood payment is subject to the "Availability of Funds" as stated in this agreement.

9.3 **Availability of Funds.** It is expressly understood and agreed that the obligation of the MSDH to proceed under this agreement is conditioned upon the availability of funds from the responsible party and/or the receipt of state and/or federal funds. If the funds anticipated for the continuing fulfillment of the agreement are, at any time, not forthcoming or insufficient, this agreement between the MSDH and Sub-Grantee shall be terminated upon notice by MSDH to Sub-Grantee of the same. Termination of this agreement due to lack of funding will be immediate following notice of such termination by MSDH to Sub-Grantee. The effective date of termination shall be as specified in the notice of termination.

9.4 **Notices.** Notices of termination and any other notices required to be given under this agreement by each party shall be mailed or e-mailed to the following addresses:

For Grantor

NAME: Christy Ainsworth, LCSW

TITLE: Director

ADDRESS: 715 S Pear Orchard Rd., Suite 102

Ridgeland, MS 39157

E-MAIL: christy.ainsworth@msdh.ms.gov

TELEPHONE: 601-206-1545

For Sub-Grantee

NAME: Whitney Harper

TITLE: Victim Advocate

ADDRESS: 300 Klondyke St.

Hattiesburg, MS 39401

E-MAIL: wharper@hattiesburgms.com

TELEPHONE: 601-545-4969

any public records requests pursuant to the Mississippi Public Records Act, Section 25-61-1 *et seq.,* Miss. Code Ann. Documents and records associated with this agreement, including but not limited to, this agreement, proposals, communications, payment requests, etc., may be deemed public records. MSDH shall respond to requests addressed to either of the parties herein. The Sub-Grantee shall notify and provide a copy of any public information request addressed to the Sub-Grantee within one (1) working day. Upon receipt of said request, MSDH shall respond to the request for public information as required by the Mississippi Public Records Act. No party to this agreement shall be liable to the other party for disclosure of information required by court order or required by law.

8.8 **Release of Information.** MSDH, as the State management, regulatory, and enforcement agency, shall have the exclusive right to release data and information acquired as a result of this agreement to the press and public. The Sub-Grantee may release information obtained from this agreement only after obtaining written permission from MSDH.

8.9 **Return of Reports, Data, ETC.** Upon conclusion of this agreement, MSDH may request the return of any reports, data, and other information related to this agreement. The Sub-Grantee retains the right to materials used in the performance of the agreement, which were developed by the Sub-Grantee with non-MSDH funds. The MSDH is granted non-exclusive license to copy the materials for use within the State of Mississippi.

8.10 **Confidentiality.** Confidential or proprietary information under this Agreement shall not be disclosed by either party. The Sub-Grantee and MSDH agree to treat as confidential and not disclose to any third party without prior written consent information or data which is disclosed under this Agreement and identified as confidential ("Confidential Information"). Notwithstanding the above, the parties acknowledge that the Mississippi Access to Public Records Act governs the disclosure of public records.

8.11 **HIPAA Compliance.** Sub-grantee agrees to comply with the "Administrative Simplification" provisions of the Health Insurance Portability and Accountability Act of 1996, and any amendments therefore, including electronic data interchange, code sets, identifiers, security, and privacy provisions, as may be applicable to the services under this agreement.

8.12 **Liability.** MSDH's liability, as an entity of the State of Mississippi, is determined and controlled in accordance with Mississippi Code Annotated § 11-46-1 *et seq.*, including all defenses and exceptions contained therein. Nothing in this Agreement shall have the effect of changing or altering the liability or of eliminating any defense available to the State under statute. Each party agrees to cooperate with the other party in the investigation of any claim of liability associated with this agreement.

Section 10.0 Enforceability

10.1 THIS AGREEMENT IS NOT FULLY EXECUTED OR LEGALLY BINDING UNTIL SIGNED BY THE MSDH CHIEF ADMINISTRATIVE OFFICER. Any work performed prior to the full execution of this agreement may not be reimbursed.

IN WITNESS WHEREOF, this agreement is duly executed.

For the Mississippi State Department of Health

Chief Administrative Officer Contract **EXECUTED** With This Signature	Date
Office Director/Originator Contract ACKNOWLEDGED Only	8-20-17 Date

For the SUB-GRANTEE:

Victim Advocate **Sub-Grantee Authorized** Signature and **Title**	8/18/17 Date

CONFLICTS OF INTEREST

(Please attach additional pages, as needed, to address each question)

1. List all other current contracts with MSDH. **Include** the dollar amount with the contract beginning and ending dates.

MSDH Program Name	Dollar Amount	Beginning Date	Ending Date

2. Please list each member's name of your organization's Board of Directors or other governing body (i.e., trustees, alderman, partners, owner).

a. ***Are any members of the governing body or project staff also MSDH employees?*** ☐Yes ☑No

If the **answer is YES**, please list the name of each employee and their position held with MSDH.

b. ***Are any members of the governing body or project staff also spouses, parents, or children of MSDH employees?*** ☐Yes ☑No

If the **answer is YES**, please list the name of each employee and their position held with MSDH.

Whitney Hay — SUB-GRANTEE Signature

Victim Advocate — Title

8/18/17 — Date

ADDITIONAL TERMS OF AGREEMENT

(Please use this page for addition, deletion or any other type of modification of the agreement; pages 1-7)

N/A

THESE ADDITIONAL TERMS OF AGREEMENT ARE NOT FULLY EXECUTED OR LEGALLY BINDING UNTIL SIGNED BY THE MSDH CHIEF ADMINISTRATIVE OFFICER. Any work performed prior to the full execution of this agreement may not be reimbursed.

IN WITNESS WHEREOF, this agreement is duly executed.

For the Mississippi State Department of Health:

Chief Administrative Officer
Contract **EXECUTED** With This Signature

Date

Office Director/Originator
Contract ACKNOWLEDGED Only

8/20/17
Date

SIGN HI

For the SUB-GRANTEE:

Sub-Grantee Authorized Signature and **Title**

8/18/17
Date

SCOPE OF WORK

Hattiesburg Police Department
Goals and Objectives

Goal: Reducing the frequency of incidents of domestic abuse and other violence against women, serving the community as victim advocates, and providing appropriate service referrals to victims of domestic abuse.

Objectives:

1. Ensure the proper notification of all female victims of domestic abuse and other violence against women that fall within the jurisdiction of the Hattiesburg Police Department.
2. To advocate on behalf of female victims of domestic abuse and other violent acts against women.
3. Provide court personnel with accurate and up to date domestic criminal histories of all defendants in domestic cases before the court.
4. Assist all victims eligible for victim compensation throughout the application process.
5. Attend the court proceedings of domestic violence cases other cases of violence against women when the cases fall into the jurisdiction of Hattiesburg Municipal Court in order to advocate for the victim and to enlighten the court of circumstances surrounding the case.
6. Provide training classes and literature regarding domestic violence, sexual assault, and other violence against women when applicable.
7. Provide educational lectures and literature regarding domestic violence, sexual assault, and other violence against women to schools, neighborhood association, and churches, paying particular attention to areas in the city with a high concentration of domestic abuse crimes and other crimes involving violence against women.
8. To work closely with organizations within the community that provides services to victims in order to target domestic violence, sexual assault, or other violence against women.
9. To be available to the police officers of Hattiesburg Police Department for around the clock victim support.
10. To promote community awareness of domestic violence issue though participation in local, statewide, and national awareness initiatives such as National Crime Victim's Rights week, Stepping Out Against Violence, and Domestic Violence Awareness Month.
11. To provide victims with appropriate referrals to medical, psychological, educational, legal, and housing services within our community through our close work with such organizations as the Domestic Family Shelter Inc., the Schafer Center for Crisis Intervention, Legal Services, and the University of Southern Mississippi's Counseling Services.

Activities:

- Advocate for victims of violent acts against women throughout the court process (1st through 12th month)
- Provide essential restorative services and appropriate recommendation of outside services to victims of violent acts against women (1st through 12th month)
- Work with local organizations who seek to help victims of violent acts against women to provide a multifaceted approach to victim advocacy (1st through 12th month)
- Providing educational training to local schools, neighborhood associations, and churches (as needed)
- Providing educational training to military personnel (as needed)
- Participate in and coordinate local awareness campaigns and community-wide events (3rd, 5th, and 9th months).

ALSO SEE ATTACHMENT A: SCOPE OF SERVICES

BUDGET AND JUSTIFICATION

(Please refer to the Sub-grantee Manual, SECTION IV, PAGE 12-13, for an example of the required budget)

Please see attached:

Part B: Budget Narrative

Part B-1: Budget summary

Part B-2: Budget Detail

PART B-2: Budget Detail FFY 2016-VAWA

CASH MATCH SHOULD BE REFLECTED IN THE TOTAL PROJECT AMOUNT IN THE SUMMARY AND DETAIL PAGES WHEN APPLICABLE

BUDGET DETAIL SHEET
Page 1

GRANT BUDGET LINE-ITEM DETAIL:

AGENCY NAME: Hattiesburg Police Department
FUND SOURCE: FFY 2016 VAWA STOP Program
PROJECT TITLE: Hattiesburg Police Department Victim Services Unit

PERSONNEL	FEDERAL	MATCH
Whitney Harper, Victim Advocate		
Annual Salary $23,748 x 100%, $11.42/hour	$23,748.00	$0.00
Fringe Benefits: Social Securtiy	$0.00	$1,452.64
Retirement	$0.00	$2,278.94
Medical Insurance	$0.00	$4,251.08
Worker's compensation	$0.00	$31.58
TOTAL	$23,748.00	$8,014.24

TRAVEL	FEDERAL	MATCH
In-State Travel:	$0.00	$0.00
Item and Description	$0.00	$0.00
Out of State Travel		
5th Annual Technology Summit, Whitney Harper traveling.		
AIRFARE	$583.00	$0.00
Lodging ($250/day x 3 days)	$750.00	$0.00
Meals ($56/day x 4 days)	$224.00	$0.00
Registration	$490.00	$0.00
Milage roundtrip to and from airport ($.535/mile x 184 miles)	$0.00	$98.44
TOTAL	$2,047.00	$98.44

Note: Travel must be compliant with MS State Travel Policies.

CONTRACTUAL	FEDERAL	MATCH
Item and Description		
	$0.00	$0.00
	$0.00	$0.00
TOTAL	$0.00	$0.00

COMMODITIES	FEDERAL	MATCH
Promotional materials ($107/month)	$1,000.00	$284.00
Office Supplies and printing ($42/month)	$0.00	$504.00
	$0.00	$0.00
TOTAL	$1,000.00	$788.00

CAPITAL OUTLAY - EQUIPMENT	FEDERAL	MATCH
Item and description		
	$0.00	$0.00
Repeat row(s) as Necessary	$0.00	$0.00
TOTAL	$0.00	$0.00

CAPITAL OUTLAY - OTHER	FEDERAL	MATCH
Item and description.		
	$0.00	$0.00
Repeat row(s) as Necessary	$0.00	$0.00
TOTAL	$0.00	$0.00

SUBSIDIES, LOANS AND GRANTS	FEDERAL	MATCH
Item and description.		
	$0.00	$0.00
Repeat row(s) as Necessary	$0.00	$0.00
TOTAL	$0.00	$0.00

INDIRECT COST	FEDERAL	MATCH
Item and description.		

	$0.00	$0.00
Repeat row(s) as Necessary	$0.00	$0.00
TOTAL	$0.00	$0.00

IN-KIND EXPENSE	FEDERAL	MATCH
Item and Calculation		
	$0.00	$0.00
Repeat row(s) as Necessary	$0.00	$0.00
TOTAL	$0.00	$0.00

TOTAL PROJECT BUDGET	$26,795.00	$ 8,900.68

0.249348941

Total

$23,748.00
$1,452.64
$2,278.94
$4,251.08
$31.58
$31,762.24

$0.00
$0.00
$0.00
$0.00
$583.00
$750.00
$224.00
$490.00
$98.44
$2,145.44

$0.00
$0.00
$0.00

$1,284.00
$504.00
$0.00
$1,788.00

$0.00
$0.00
$0.00

$0.00
$0.00
$0.00

$0.00
$0.00
$0.00

$0.00
$0.00
$0.00

$0.00
$0.00
$0.00

$35,695.68

GRANT BUDGET

AGENCY NAME: **Hattiesburg Police Department**

FUND SOURCE: **FFY 2016 VAWA STOP Program**

PROJECT TITLE: **Hattiesburg Police Department Victim Services Unit**

The grant budget line-item amounts below shall be applicable only to expense incurred during the following Applicable Period: BEGIN: 7/1/2017 END: 6/30/2018

	EXPENSE OBJECT LINE-ITEM CATEGORY [1]	FEDERAL AWARD	SUBRECIPIENT MATCH	TOTAL PROJECT BUDGET
	Personnel (Salaries and Fringe)	$23,748.00	$8,014.24	$31,762.24
	Travel	$2,047.00	$98.44	$2,145.44
	Contractual	$0.00	$0.00	$0.00
	Commodities	$1,000.00	$788.00	$1,788.00
	Capital Outlay - Equipment	$0.00	$0.00	$0.00
	Capital Outlay - Other	$0.00	$0.00	$0.00
	Subsidies, Loans and Grants	$0.00	$0.00	$0.00
	Indirect Cost	$0.00	$0.00	$0.00
	In-Kind Expense	$0.00	$0.00	$0.00
	GRAND TOTAL	**$26,795.00**	**$8,900.68**	**$35,695.68**

A Grantee Match Requirement is detailed by this Grant Budget, and the maximum total amount reimbursable by the State pursuant to this Grant Contract, as detailed by the "Federal Award" column above, shall be reduced by the amount of any Grantee failure to meet the Match Requirement.

City of Hattiesburg, MS

200 Forrest St.
P.O. Box 1898
Hattiesburg, MS 39401

Master

File Number: 2017-655

File ID:	2017-655	**Type:**	Regular Agenda Item	**Status:**	Agenda Ready
Version:	1	**Reference:**		**In Control:**	City Council
Requester:				**File Created:**	08/17/2017
Brief Title:	Grant Application - 2017 Solid Waste Assistance Grant			**Final Action:**	
				Minute Book Number:	MB2017-407

Title:

Authorize submission of grant application to Mississippi Department of Environmental Quality (MDEQ) for the 2017 Solid Waste Assistance Grant in the amount of $75,000.00 to fund a Household Hazardous Waste "Right Way to Throw Away Day" (Amnesty Day); grant requires the city to provide $25,000.00 in matching funds.

Notes:			
		Agenda Date:	09/19/2017
Indexes:		**Agenda Number:**	VI.-5
Sponsors:		**Enactment Date:**	
Attachments:	Grant Application Part 1 General Information, Solid Waste Assistance Grant Request Part 2a, Grant Request Cover Letter, Household Hazardous Waste Grant Application	**Enactment Number:**	
Contact:		**Meeting Date:**	09/05/2017
Drafter:	Lindsay Coleman	**Effective Date:**	

History of Legislative File

Version:	Acting Body:	Date:	Action:	Sent To:	Due Date:	Return Date:	Result:
1	City Council	09/19/2017					

Text of Legislative File 2017-655

Title

Authorize submission of grant application to Mississippi Department of Environmental Quality (MDEQ) for the 2017 Solid Waste Assistance Grant in the amount of $75,000.00 to fund a Household Hazardous Waste "Right Way to Throw Away Day" (Amnesty Day); grant requires the city to provide $25,000.00 in matching funds.

Summary

Grant Application - 2017 Solid Waste Assistance Grant

Budget Information

Expenditure Type

Purchasing Item

Publication Information

MISSISSIPPI DEPARTMENT OF ENVIRONMENTAL QUALITY
GRANT APPLICATION
PART 1. GENERAL INFORMATION

1. Name of Applicant City of Hattiesburg
2. Address of Applicant P.O. Box 1898

   City Hattiesburg State Mississippi Zip 39403-1898
3. Telephone No. of Applicant 601.545.6223
4. Contact Person Lindsay Coleman
5. Address of Contact Person (if different than applicant) _____

   City _____ State _____ Zip _____
6. Telephone No. of Contact Person 601.545.6223
7. Email Address of Contact Person grntwtr@hattiesburgms.com
8. Grant Request Category:

   X a. Local Government Solid Waste Assistance Grant (attach Part 2a)

   Competitive grant request X Non-Competitive grant request _____

   _____ b. Local Government Solid Waste Planning Grant (attach Part 2c)

   _____ c. Local Government Waste Tire Grant (attach Part 2b)
9. Descriptive Title of Project/Program Right Way to Throw Away Day
10. Describe the geographic area which the project/program will serve including the population to be served and list all political subdivisions to be served (e.g. counties, cities, etc.):

    City of Hattiesburg (45,989); City of Petal (10,454); Forrest County (74,934); Lamar County (55,658) – All statistics from 2010 U.S. Census
11. Is applicant in violation of or delinquent on, any condition of a previously awarded grant or loan from the MDEQ?

    _____ yes X no (If yes, please attach an explanation)
12. Certification

    To the best of my knowledge and belief, I certify that the information provided in this application including attachments is true, accurate, and correct. I further certify that I possess the authority to apply for this grant on behalf of the applicant.

    _____ _____

    Name of authorized representative (Please type or print) Signature of authorized representative

    _____ _____

    Title of authorized representative (Please type or print) Date

Mississippi Department of Environmental Quality
Solid Waste Policy, Planning & Grants Branch P.
O. Box 2261, Jackson, MS 39225
Phone: 601-961-5171/Fax: 601-961-5785

SOLID WASTE ASSISTANCE GRANT REQUEST
PART 2a

1. Grant Applicant: City of Hattiesburg

2. Please check one or more of the following activities which the applicant intends to conduct with the requested funds and include an estimate of the total funds needed to conduct the activity. Also, attach a more detailed proposed breakdown of how the funds will be used, such as costs for construction, equipment, personnel, administration, etc., (Note that no more than 3% of the funds may be used for administration of the grant.)

			Funds Requested
[ ]	A.	Cleanup of existing and/or future unauthorized dumps on public or private property	$
[ ]	B.	Establishment of a collection center or program for white goods, recyclables or other bulky rubbish waste not managed by local residential solid waste collection programs	$
[ ]	C.	Provision of public notice and education related to the proper management of solid waste, including recycling	$
[ ]	D.	Payment of the costs of employing a local solid waste enforcement officer (Complete Supplemental Part 3)	$
[X]	E.	Payment of a maximum of seventy-five percent (75%) of the cost of conducting household hazardous waste collection programs.	$ 75,000
[ ]	F.	Development of other local solid waste management program activities associated with the prevention, enforcement or abatement of unauthorized dumps, as approved by the commission	$
		TOTAL FUNDS REQUESTED	$ 75,000

3. Please attach a narrative description for each part of Section 2 checked above, indicating how the applicant proposes to conduct the activities with the funds requested.

- If the activity includes Section 2.A., the description must identify the primary solid waste management facilities that will be utilized to ensure proper management of all solid wastes. The description must also identify the person or office that will be responsible for making a reasonable effort to require any known person(s) responsible for creating an unauthorized dump to clean up the property before the applicant expends money from the grant funds to do so and the person or office that will be responsible on behalf of the applicant for making a reasonable effort to recover from the responsible person any funds expended by the applicant.
- If the activity includes Section 2.B., the description should identify the location of any proposed collection center, if known, and any other primary solid waste management facilities that will be utilized to ensure proper management of all collected items.
- If the activity includes Section 2.D., applicant must submit Part 3: Enforcement Officer Supplemental Grant Request form.
- If the activity includes Section 2.E., the project shall be conducted in accordance with the Mississippi "Right-Way -To-Throw-Away Program" Regulations.

MAYOR
Toby Barker

COUNCIL - WARD ONE *Jeffrey George*
COUNCIL - WARD TWO *Deborah Denard Delgado*
COUNCIL - WARD THREE *Carter Carroll*
COUNCIL - WARD FOUR *Mary Dryden*
COUNCIL - WARD FIVE *Nicholas Brown*

August 28, 2017

Taaka Scott Bailey
Solid Waste Grants Coordinator
Solid Waste Policy, Planning & Grants Branch
Mississippi Department of Environmental Quality
P.O. Box 2261
Jackson, MS 39225-2261

Dear Ms. Bailey,

Enclosed you will find an application for 2017 Solid Waste Assistance Grant to sponsor a *Household Hazardous Waste "Right Way to Throw Away Day"* event . This application is on behalf of the Pinebelt Stormwater Committee, a partnership made up of the following jurisdictions:

- City of Hattiesburg
- Forrest County
- City of Petal
- Lamar County
- University of Southern Mississippi

The event is scheduled to be held on April 21, 2018 at the Bobby L. Chain Municipal Airport in Hattiesburg and the Lamar County Multi-purpose Center in Purvis.

Sincerely,

Lindsay Coleman, Grant Coordinator

Cc: Andrew Ellard, Director of Urban Development
Ann Jones, Chief Administrative Officer
Connie Everett, Chief Financial Officer
Lisa Hanson, Comptroller

ATTACHMENT

1. Project Narrative:

The City of Hattiesburg, City of Petal, Forrest County, Lamar County and University of Southern Mississippi plan to use the Solid Waste Assistance Grant funds to implement its *Pinebelt Right Way to Throw Away Day 2018* program to collect household hazardous waste on April 21, 2018 from 8:00 a.m. to 2:00 p.m. The region would like to establish the third Saturday of each April, which is the Saturday of Earth Day, to be known as the Pinebelt Right-Way-to-Throw-Away Day.

Because of last year and previous years' response, it is clear the presence of MDEQ external funding is mandatory to complete the event successfully as public response and interest has grown and continues throughout the year.

The Pinebelt Stormwater Committee will again sponsor the event, and the service area will include the City of Hattiesburg, City of Petal, University of Southern Mississippi, Forrest County and Lamar County. Hattiesburg will again act as applicant and administrator for the grant. A significant number of visitors from Perry County, Stone County and Pearl River County are anticipated. The City of Hattiesburg will continue to use Complete Environmental and Remediation Company as the contractor to dispose of the household hazardous waste. According to the 2010 U.S. Census, the population of the City of Hattiesburg is 45,989. The City of Petal's population is 10,454. Forrest County has a population of 74,934 and Lamar County has a population of 55,658. In addition, the University of Southern Mississippi is home to almost 15,000 students.

Public education of the event will occur through press releases to the media and through Public Service Announcements (PSA) that will be in cooperation with the *Keep Hattiesburg Beautiful* and local *Keep Mississippi Beautiful* campaigns. Since the first *Hattiesburg Right Way to Throw Away Day* in 1997, the number of vehicles bringing goods for proper disposal has steadily increased. In 2007, Hattiesburg partnered with Forrest County, Lamar County, City of Petal and University of Southern Mississippi to hold our area's first multi-jurisdictional Right Way to Throw Away Day event.

We continually receive calls requesting holding the event again and we will be pursuing the possibility of establishing a permanent collection site in the future.

2. Project Budget

The 2018 proposed budget for this project is $160,000.00. The figures are based on the costs of the 2017 Right Way to Throw Away event. Our largest expense continues to be for contractor removal of the waste. At the last Right Way to Throw Away Day on April 22, 2017, the cost of contractor was $122,629.99. After talking with Complete Environmental and Remediation Company about the cost of the event for next year, we anticipate the price increasing as the payment depends on the amount collected. We estimate spending $130,000.00 on contractor removal of waste in 2018. The major estimated expenditures are as follows:

MDEQ Funding	$75,000
Local HHW match funding	$25,000
Additional local partner funding	$60,000
Total	$160,000

PROJECT EXPENSES BREAKDOWN:

PERSONNEL: $ 23,000

SUPPLIES: $ 7,000

- SAFETY GEAR FOR VOLUNTEERS
- PUBLICITY FOR EVENT
  - NEWSPAPER ADS
  - RADIO ADS
  - TELEVISION ADS
  - PRESS RELEASES
- PORTABLE TOILETS FOR EVENT
- VOLUNTEER CARE BOOTHS
  - POTABLE WATER
  - EMERGENCY MEDICAL SERVICES
- PRINTING
- EVENT ADMINISTRATION SUPPLIES
  - PAPER
  - COPYING
  - OFFICE SUPPLIES

CONTRACTUAL SERVICES $130,000 *based on 2017 figures*)

TOTAL $160,000

($75,000 (47%) ***MDEQ*** *+ $85,000 (53%) local contribution / split by participating jurisdictions)*

3. 25% Local Match

The City of Hattiesburg, City of Petal, University of Southern Mississippi, Forrest County and Lamar County understand that the applicant of this grant is expected to provide a local match of at least twenty-five (25) percent of the grant. The City of Hattiesburg and its co-sponsors agree to provide staff, facilities and other assistance that will meet or exceed the grant requirements. Each jurisdiction has set aside funds for this annual event in their General Fund budget. If costs remain current the MDEQ award will provide 47% of the project cost. Previous grant cycles have shown that the grant covers about 50% of the event cost.

4. Intergovernmental Agreements

Not applicable to this grant agreement.

City of Hattiesburg, MS

200 Forrest St.
P.O. Box 1898
Hattiesburg, MS 39401

Master

File Number: 2017-716

File ID:	2017-716	**Type:**	Regular Agenda Item	**Status:**	Agenda Ready
Version:	1	**Reference:**		**In Control:**	City Council
Requester:	Andrew Ellard			**File Created:**	09/08/2017
Brief Title:	Manual Check for Hollimon Construction - 401 Milton Barnes Avenue			**Final Action:**	
				Minute Book Number:	MB2017-407

Title:

Approve and authorize issuance of manual check for HOME Program Claim per the attached memorandum. {Entitlement HOME}

Notes:

		Agenda Date:	09/19/2017
Indexes:		**Agenda Number:**	VI.-6
Sponsors:		**Enactment Date:**	
Attachments:	Manual Check Hollimon Construction 401 Milton Barnes Avenue #5 09.08.17	**Enactment Number:**	
Contact:		**Meeting Date:**	09/19/2017
Drafter:	Kevin Jordan	**Effective Date:**	

History of Legislative File

Version:	Acting Body:	Date:	Action:	Sent To:	Due Date:	Return Date:	Result:
1	City Council	09/19/2017					

Text of Legislative File 2017-716

Title

Approve and authorize issuance of manual check for HOME Program Claim per the attached memorandum. {Entitlement HOME}

Summary

Budget Information

Expenditure Type

Purchasing Item

Publication Information

MEMORANDUM

TO: City of Hattiesburg Council Members

FROM: Andrew Ellard
Department of Urban Development

SUBJECT: Authorize issuance of manual check for HOME Program claims

DATE: September 8, 2017

The following request for payment is being submitted for approval during the City Council's September 19, 2017 meeting. Please authorize and approve issuance of manual check for the claim listed below:

Recipient:	**Hollimon Construction**
Activity:	Substantial Rehabilitation
Program:	HOME
Project Site:	401 Milton Barnes Avenue
Draw:	$11,999.00
Change Order	$2,360.00
Total Amount Requested:	**$14,359.00**
Purpose of Request:	Draw/Payment Request
Work Provided by:	**Hollimon Construction**

9/7/2017

Hollimon Construction

Curtis Hollimon
145 Hinton Drive
Hattiesburg, Ms 39401

Pearl Price
401 Milton Barnes
Hattiesburg, Ms 39041

- Install all interior doors and kitchen cabinets
- Install commode in both bathrooms
- Install all flooring
- Paint interior and exterior of house

Material & Labor: $11,999

Curtis Hollimon
9/7/17

09/08/17

09-08-17A07:25 RCVD

Change Order 9/7/2017

Hollimon Construction

Curtis Hollimon
145 Hinton Drive
Hattiesburg, Ms 39401

Pearl Price
401 Milton Barnes
Hattiesburg, Ms 39041

- Build closet for heat and air unit
- Sheetrock inside and outside of closet

  $900

- Reframe walls in two back bedrooms from termite damage
  $1,460

Material & Labor: $2,360

Curtis Hollimon
9/7/17

09/08/17

09-08-17A07:25 RCVD

City of Hattiesburg, MS

200 Forrest St.
P.O. Box 1898
Hattiesburg, MS 39401

Master

File Number: 2017-717

File ID:	2017-717	**Type:**	Regular Agenda Item	**Status:**	Agenda Ready
Version:	1	**Reference:**		**In Control:**	City Council
Requester:	Andrew Ellard			**File Created:**	09/08/2017
Brief Title:	Manual Check for Hollimon Construction - 708 Mamie Street			**Final Action:**	
				Minute Book Number:	MB2017-407

Title:

Approve and authorize issuance of manual check for CDBG Program Claim per the attached memorandum. {Entitlement CDBG}

Notes:			
		Agenda Date:	09/19/2017
Indexes:		**Agenda Number:**	VI.-7
Sponsors:		**Enactment Date:**	
Attachments:	Manual Check Hollimon Construction - 708 Mamie Street #1 - 09.08.17	**Enactment Number:**	
Contact:		**Meeting Date:**	09/19/2017
Drafter:	Kévin Jordan	**Effective Date:**	

History of Legislative File

Version:	Acting Body:	Date:	Action:	Sent To:	Due Date:	Return Date:	Result:
1	City Council	09/19/2017					

Text of Legislative File 2017-717

Title

Approve and authorize issuance of manual check for CDBG Program Claim per the attached memorandum. {Entitlement CDBG}

Summary

Budget Information

Expenditure Type

Purchasing Item

Publication Information

MEMORANDUM

TO: City of Hattiesburg Council Members

FROM: Andrew Ellard
Department of Urban Development

SUBJECT: Authorize issuance of manual check for CDBG Program claims

DATE: September 8, 2017

The following request for payment is being submitted for approval during the City Council's September 19, 2017 meeting. Please authorize and approve issuance of manual check for the claim listed below:

Recipient:	**Hollimon Construction**
Activity:	Substantial Rehabilitation
Program:	CDBG
Project Site:	708 Mamie Street
Amount Requested:	**$12,800.00**
Purpose of Request:	Draw/Payment Request
Work Provided by:	**Hollimon Construction**

9/7/2017

Hollimon Construction

Curtis Hollimon
145 Hinton Drive
Hattiesburg, Ms 39401

Easter Evans
708 Mamie Street
Hattiesburg, Ms 39401

- Remove and install 27 squares of 30 year shingles
- Replace 15 lb felt
- Install new drip edge
- Replace deteriorated faucet and fascia
- Replace modified roll roofing
- Rough in electric

Material & Labor: $12,800

Curtis Hollimon
9/7/17

09-08-17A07:25 RCVD

09/08/17

City of Hattiesburg, MS

200 Forrest St.
P.O. Box 1898
Hattiesburg, MS 39401

Master

File Number: 2017-718

File ID:	2017-718	**Type:**	Regular Agenda Item	**Status:**	Agenda Ready
Version:	1	**Reference:**		**In Control:**	City Council
Requester:	Andrew Ellard			**File Created:**	09/08/2017
Brief Title:	Manual Check for Hollimon Construction - 610 Cypress Avenue			**Final Action:**	
				Minute Book Number:	MB2017-407

Title:

Approve and authorize issuance of manual check for CDBG Program Claim per the attached memorandum. {Entitlement CDBG}

Notes:

		Agenda Date:	09/19/2017
Indexes:		**Agenda Number:**	VI.-8
Sponsors:		**Enactment Date:**	
Attachments:	Manual Check Hollimon Construction 610 Cypress Avenue #1 - 09.08.17	**Enactment Number:**	
Contact:		**Meeting Date:**	09/19/2017
Drafter:	Kévin Jordan	**Effective Date:**	

History of Legislative File

Version:	Acting Body:	Date:	Action:	Sent To:	Due Date:	Return Date:	Result:
1	City Council	09/19/2017					

Text of Legislative File 2017-718

Title

Approve and authorize issuance of manual check for CDBG Program Claim per the attached memorandum. {Entitlement CDBG}

Summary

Budget Information

Expenditure Type

Purchasing Item

Publication Information

MEMORANDUM

TO: City of Hattiesburg Council Members

FROM: Andrew Ellard
Department of Urban Development

SUBJECT: Authorize issuance of manual check for CDBG Program claims

DATE: September 8, 2017

The following request for payment is being submitted for approval during the City Council's September 19, 2017 meeting. Please authorize and approve issuance of manual check for the claim listed below:

Recipient:	**Hollimon Construction**
Activity:	Substantial Rehabilitation
Program:	CDBG
Project Site:	610 Cypress Avenue
Amount Requested:	**$11,000.00**
Purpose of Request:	Draw/Payment Request
Work Provided by:	**Hollimon Construction**

9/7/2017

Hollimon Construction

Curtis Hollimon
145 Hinton Drive
Hattiesburg, Ms 39401

Carolyn Butler
610 Cypress Ave
Hattiesburg, Ms 39401

- Replace 8 squares of mortified roll roofing
- Tear off existing damaged decking and install new decking
- Replace deteriorated fascia and soffit
- Electric rough in
- $11,000

Curtis Hollimon
9/7/17

09/08/17

09-08-17A07:25 RCVD

City of Hattiesburg, MS

200 Forrest St.
P.O. Box 1898
Hattiesburg, MS 39401

Master

File Number: 2017-721

File ID:	2017-721	**Type:**	Regular Agenda Item	**Status:**	Agenda Ready
Version:	1	**Reference:**		**In Control:**	City Council
Requester:	Andrew Ellard			**File Created:**	09/08/2017
Brief Title:	CDBG Program Payments			**Final Action:**	
				Minute Book Number:	MB2017-407

Title:

Approve and authorize issuance of manual checks for CDBG Program Claims per attached memorandum. {Entitlement CDBG}

Notes:

		Agenda Date:	09/19/2017
Indexes:		**Agenda Number:**	VI.-9
Sponsors:		**Enactment Date:**	
Attachments:	Memorandum for CDBG Payments	**Enactment Number:**	
Contact:		**Meeting Date:**	09/19/2017
Drafter:	Clarence Williams	**Effective Date:**	

History of Legislative File

Version:	Acting Body:	Date:	Action:	Sent To:	Due Date:	Return Date:	Result:
1	City Council	09/19/2017					

Text of Legislative File 2017-721

Title

Approve and authorize issuance of manual checks for CDBG Program Claims per attached memorandum. {Entitlement CDBG}

Summary

CDBG Program payments.

Budget Information

Expenditure Type

Purchasing Item

[

Publication Information

MEMORANDUM

TO: City of Hattiesburg Council Members

FROM: Andrew Ellard, Director
Department of Urban Development

SUBJECT: Authorize issuance of manual checks for CDBG Program Claim.

DATE: September 19, 2017

Recipient:	**Breakthrough Community Services**
Activity:	Emergency/Minor Home Repair
Program:	CDBG
Project Site:	507 Miller Street
Amount Requested:	**$500.00**
Purpose of Request:	Payment Request #3
Work Provided by:	**Bradley Construction**

Recipient:	**Hair Creations by Sheila**
Activity:	Micro-Enterprise Assistance Program
Program:	CDBG
Project Site:	1605 Adeline Street
Amount Requested:	**$6,837.77**
Purpose of Request:	Payment Request #2
Work Provided by:	**Hair Creations by Sheila**

"Breaking the Shackles of Poverty through Services"

INVOICE
REIMBURSEMENT

Breakthrough Community Services, Inc.
1313 Country Club Road
Hattiesburg, MS 39401
P 601-582-3475
F 601-582-0149

BILL TO:
City of Hattiesburg
Department of Federal & State Programs
P. O. Box 1898, Hattiesburg, MS 39401
Phone: 601.545.4558

Project	Contractor	Property Address	Invoice	Date
Emergency Repair	Bradley Construction	507 Miller Street	03	August 14, 2017

Quantity	Description	Unit Price	Total
	Emergency Repair work completed		
1	Project delivery fee		500.00
			$500.00

Make all checks payable to **Breakthrough Community Services, Inc.**

THANK YOU FOR YOUR BUSINESS!

Hair Creations by Sheila

1605 Adeline Street

Hattiesburg, MS 39401

September 7, 2017

Reimbursement Request

To whom this may concern;

I'm requesting the reimbursement of payment for the following items that was purchased as "supplies and equipment" and was approved of in the MICROENTERPRISE ASSISTANT AGREEMENT. Included is the following receipts of payments totaling ~~6947.77~~ $6,837.77

Thank you

Sheila Sandifer

601-408-3535

HAIR CREATONS BY SHEILA

	Invoice Date	Vendor	Item Purchased	Amount
1	June 8,2017	Armestrong mcall	Hair perm and color	26.16
2	June 19,2017	RK products	Hair samples	53.00
3	June 10,2017	Indian hair	Hair bundles for wigs	700.00
4	June 21,2017	Indian hair	Hair wefts	428.00
	~~July 1,2017~~	~~Ccnow~~	~~Hair samples~~	~~110.00~~
5	August 4,2017	RK products	Hair for wig making	117.00
6	August 10,2017	Indian hair	Hair bundles	265.00
7	August 6,2017	New life distributor	Hair supplies	35.31
1	August 24,2017	Armstrong mcall	Hair color	24.26
8	August 25,2017	Ccnow	Hair bundles	395.00
9	August 28,2017	Indian hair	Hair bundles for wigs	320.00
10	August 28,2017	LCL beauty sales	Chair,2 mats,	858.62
11	Septmember 1,2017	New life distributors	Hair supplies	35.32
12	September 1,2017	Salonca	2 salon chairs	1199.98
13	September 1,2017	JC beauty supply	2 salon mats	320.93
14	Septmeber 5,2017	Amazon	Salon hair dryer	148.73
15	September 5,2017	Amazon	D salon hairdryer	368.00
16	September 7,2017	Sally beauty supply	3 styling stations	638.79
17	September 6,2017	Amazon	Luxury hair dryer	442.48
18	August 28,2017	Amazon	Venus bonnet dryer	149.99
19	June 10,2017	Rk hair products	Weaving hair	102.00
20	June 7/2017	JC beauty supply	Hair relaxers	75.82
21	August 10,2017	Jc beauty supply	Hair supplies	81.16
22	July 20 2017	Jc Beauty supply	Hair supplies	52.22

$ 6,837.77

1

Armstrong McCall
5268 Old Hwy 11
Suite #3
Hattiesburg, MS 39402

Inside Account Payment

Payment #:	15944
Account #:	[redacted]
Name :	SHEILA SANDIFER
Salon :	HAIR CREATIONS BY SHE
Date: 8/24/2017	Time: 11:17:16 AM
Cashier: 331029	Register #: 1

Payment		$24.26
Reference	TR-134182	
Inv. Date	8/24/2017	
Due Date	8/24/2017	
Orig. Amt.	$24.26	
Prev. Bal.	$24.26	
New Bal.	$0.00	

Total Payments	$24.26
PAID Mastercard	$24.26

15944

Thank you for shopping with us!
Like us on Facebook @
Armstrong McCall Gulfport
30 day return policy
No Cash Refunds - Store Credit Only

1

Armstrong McCall
5268 Old Hwy 11
Suite #3
Hattiesburg, MS 39402

Inside Sales Receipt

Transaction #:	129815
Account #:	[redacted]
Name :	SHEILA SANDIFER
Salon :	HAIR CREATIONS BY SHE
Date: 6/8/2017	Time: 10:06:30 AM
Cashier: 331025	Register #: 1

Item	Description	Amount
103275	V LIGHT BLEACH 160 MATRIX	$18.20*
804565	MAT 30vol UNIV DEV MATRIX	$6.25*

Sub Total	$24.45
AM-331 Sales Tax	$1.71
Total	$26.16
Mastercard Tendered	$26.16
Change Due	$0.00

129815

Thank you for shopping with us!
Like us on Facebook @
Armstrong McCall Gulfport
30 day return policy
No Cash Refunds - Store Credit Only

JKO

Armstrong McCall
5268 Old Hwy 11
Suite #3
Hattiesburg, MS 39402

Outside Sales Receipt

Transaction #	134182
Account #:	[redacted]
Name :	SHEILA SANDIFER
Salon :	HAIR CREATIONS BY SHE
Date: 8/24/2017	Time: 10:45:50 AM
Cashier: 331030	Register #: 95

Item	Description	Amount
804565	MAT 30vol UNIV DEV MATRIX	$6.25*
804562	MAT 20vol UNIV DEV MATRIX	$3.85*
103275	V LIGHT BLEACH 160 MATRIX	$12.57*

Sub Total	$22.67
AM-331 Sales Tax	$1.59
Total	$24.26
Store Account	$24.26
Previous Balance	$0.00
New Balance	$24.26
Change Due	$0.00

You saved $5.63!

134182

Thank you for shopping with us!
Like us on Facebook @

PROFORMA INVOICE

(2)

Exporter RK HAIR PRODUCTS (P) LTD., B-10 INDUSTRIAL ESTATE, TETALI, TANUKU - 534 218. ANDHRA PRADESH, INDIA.	Invoice No. & Date FS-38 19.06.2017	Exporter's Ref. IEC: 4601000084
	Buyer's Order No. & Date As per E-mail	
	Other Reference(s)	
Consignee SHEILA SANDIFER U.S.A	Buyer (if other than consignee)	

Pre-Carriage by	Place of Receipt by Pre-Carrier	Country of Origin of Goods INDIA	Country of Final Destination U.S.A
Vessel/Flight No. BY COURIER	Port of Loading INDIA	Terms of Delivery and Payment FREE TRADE SAMPLE NO COMMERCIAL VALUE	
Port of Discharge U.S.A	Final Destination U.S.A		

Marks & Nos./ Container No.	No. & Kind of Pkgs.	Description of Goods	Quantity KGS	Rate USD/KILO	Amount USD
AS ADDRESSED	1NO.	HUMAN HAIR			
		12" -16"	0.530	100.00	53.00
		FREE TRADE SAMPLE NO COMMERCIAL VALUE			
		Harmonised Code: 67030010			

Amount Chargeable (in words)

Total USD 53.00

DECLARATION:
We declare that invoice shows the actual price of the goods described and that all particulars are true and correct.

Signature & Date
For RK HAIR PRODUCTS PVT. LTD.

Authorised Signatory

RK HAIR PRODUCTS PVT. LTD.

(GOVT. RECOGNISED 100% EXPORT ORIENTED UNIT)

Regd. Off & Factory:
B-10, Industrial Estate,
Tetali, TANUKU – 534 218,
West Godavari District.
Andhra Pradesh, INDIA.

Phone Nos. : 91 8819 224005
91 8819 225005
Fax Nos. : 91 8819 224112
91 8819 224147
Email :vanka@vsnl.com

Date: June 19, 2017

TO WHOM SOEVER IT MAY CONCERN

We are herewith sending a parcel as a free trade sample "BY COURIER" to the following address.

SHEILA SANDIFER
U.S.A

The contents of the parcel are as follows.

1. HUMAN HAIR SAMPLES

DECLARATION

The enclosed items are samples for technical evolution and not for re-sale and have no commercial value. These do not contain any poison, explosive, toxic, dangerous chemicals etc. We may be held responsible for violation of any rules. You may verify the contents of the sample of the parcel at any time.

Thanking you sir,

Yours sincerely,

For RK HAIR PRODUCTS PVT. LTD.

Authorised Signatory

Fwd: CCNow Order: 284-31-1619

From : sheila floyd <haircre8tions@hotmail.com>

Thu, Sep 07, 2017 09:12 PM

Subject : Fwd: CCNow Order: 284-31-1619

1 attachment

To : ssandifer08@comcast.net

Sent from my iPhone

Begin forwarded message:

From: <orders@ccnow.com>
Date: June 10, 2017 at 5:50:26 AM CDT
To: <haircre8tions@hotmail.com>
Subject: CCNow Order: 284-31-1619

Thanks for shopping with CCNow and Indian Remy Human hair Products.
We would like to inform you that your order has been shipped.

If you have questions about your order or product (such as shipping questions, use of your product, or store refund/return policy), please contact the supplier directly at indianhairs@gmail.com .

If you have a billing question, please feel free to contact CCNow's customer service at http://www.ccnow.com/cgi-local/contact.cgi?shop .

CCNow Order Number: 284-31-1619

Supplier: Indian Remy Human hair Products
http://www.indianhairs.com
indianhairs@gmail.com

Shipment Tracking Info: Method: DHL
Number: 1727483343
TODAY NO FEDEX PICKUP SO WE MADE IT IN DHL

Current Order Status: Shipped

Qty	Unit Price	Product-ID	Description
2	$130.00 USD	NSMW-26	Natural Straight/Wavy/Bone Straight Machine Weaving 26" Structure: Wavy
2	$90.00 USD	NSMW-16	Natural Straight/Wavy/Bone Straight Machine Weaving 16" Structure: Wavy
1	$100.00 USD	NCMW-16	Natural Curly/Deep/Body/Jackson Machine Weaving 16" Structure: Jackson
1	$110.00 USD	NSMW-20	Natural Straight/Wavy/Bone Straight Machine Weaving 20" Structure: Wavy

---

$650.00 USD Subtotal

$50.00 USD Shipping and Packaging

$700.00 USD Grand Total

Deliver To:
Sheila Sandifer
820 grace avenue
Hattiesburg, MS 39401
USA

Phone: (601) 408-3535

E-mail: haircre8tions@hotmail.com

Special Instructions:
Please send by fed ex, I have problems with dhl

This purchase is a direct transaction between you and CCNow.

To view CCNow's privacy policy, return policy, and terms of sale, please visit the following URLs:
http://www.ccnow.com/privacyStatement.html
http://www.ccnow.com/returnPolicy.html
http://www.ccnow.com/termsOfSale.html

Ref#20170610105003189268

Unknown <text/html>
7 KB

4

Fwd: CCNow Order: 285-31-5073

From : sheila floyd <haircre8tions@hotmail.com>

Thu, Sep 07, 2017 04:25 PM

Subject : Fwd: CCNow Order: 285-31-5073

1 attachment

To : ssandifer08@comcast.net

Sent from my iPhone

Begin forwarded message:

From: <orders@ccnow.com>
Date: June 21, 2017 at 3:35:26 AM CDT
To: <haircre8tions@hotmail.com>
Subject: CCNow Order: 285-31-5073

Thanks for shopping with CCNow and Indian Remy Human hair Products.
We would like to Inform you that your order has been shipped.

If you have questions about your order or product (such as shipping questions, use of your product, or store refund/return policy), please contact the supplier directly at indianhairs@gmail.com .

If you have a billing question, please feel free to contact CCNow's customer service at http://www.ccnow.com/cgi-local/contact.cgi?shop .

CCNow Order Number: 285-31-5073

Supplier: Indian Remy Human hair Products
http://www.indianhairs.com
indianhairs@gmail.com

Shipment Tracking Info: Method: FedEx
Number: 713663398144

Current Order Status: Shipped

Qty	Unit Price	Product-ID	Description
2	$80.00 USD	NSMW-14	Natural Straight/Wavy/Bone Straight Machine Weaving 14" Structure: Wavy
1	$100.00 USD	NCMW-16	Natural Curly/Deep/Body/Jackson Machine Weaving 16" Structure: Ringlet Curly
2	$59.00 USD	CL-12	closure - 12" STRUCTURE: WAVY

$378.00 USD Subtotal

$50.00 USD Shipping and Packaging

$428.00 USD Grand Total

Deliver To:

Sheila Sandifer
820 grace avenue
Hattiesburg, MS 39401
USA

Phone: (601) 408-3535

E-mail: haircre8tions@hotmail.com

Special Instructions:
Please send by fedex

This purchase is a direct transaction between you and CCNow.

To view CCNow's privacy policy, return policy, and terms of sale, please visit the following URLs:
http://www.ccnow.com/privacyStatement.html
http://www.ccnow.com/returnPolicy.html
http://www.ccnow.com/termsOfSale.html

Ref#20170621083442145811

Unknown <text/html>
6 KB

Exporter	Invoice No. & Date	Exporter's Ref.
RK HAIR PRODUCTS (P) LTD., B-10 INDUSTRIAL ESTATE, TETALI, TANUKU - 534 218. ANDHRA PRADESH, INDIA.	FS-64 04.08.2017	GSTIN: 37AACCR8421R1ZQ IEC: 4601000084
	Buyer's Order No. & Date As per E-mail	
	Other Reference(s)	

5

Consignee	Buyer (if other than consignee)
SHEILA SANDIFER U.S.A.	

Pre-Carriage by	Place of Receipt by Pre-Carrier	Country of Origin of Goods	Country of Final Destination
		INDIA	U.S.A.
Vessel/Flight No. BY COURIER	Port of Loading INDIA	Terms of Delivery and Payment	
Port of Discharge U.S.A.	Final Destination U.S.A.	FREE TRADE SAMPLE NO COMMERCIAL VALUE	

Marks & Nos./ Container No.	No. & Kind of Pkgs.	Description of Goods	Quantity KGS	Rate USD/KG	Amount USD
AS ADDRESSED	1NO.	HUMAN HAIR THINNED			
		12"-14" WEAVING HAIR [12PACKS]	0.390	300.00	117.00
		FREE TRADE SAMPLE NO COMMERCIAL VALUE			
Amount Chargeable (in words)				Total USD	117.00

DECLARATION:
We declare that invoice shows the actual price of the goods described and that all particulars are true and correct.

Signature & Date
For RK HAIR PRODUCTS PVT. LTD.

Authorised Signatory

6

XFINITY Connect

ssandifer08@comcast.net
+ Font Size -

Fwd: CCNow Order: 286-33-3293

From : sheila floyd <haircre8tions@hotmail.com>

Thu, Sep 07, 2017 04:19 PM

Subject : Fwd: CCNow Order: 286-33-3293

1 attachment

To : ssandifer08@comcast.net

Sent from my iPhone

Begin forwarded message:

From: <orders@ccnow.com>
Date: August 10, 2017 at 6:00:26 AM CDT
To: <haircre8tions@hotmail.com>
Subject: CCNow Order: 286-33-3293

Thanks for shopping with CCNow and Indian Remy Human hair Products.
We would like to inform you that your order has been shipped.

If you have questions about your order or product (such as shipping questions, use of your product, or store refund/return policy), please contact the supplier directly at indianhairs@gmail.com .

If you have a billing question, please feel free to contact CCNow's customer service at http://www.ccnow.com/cgi-local/contact.cgi?shop .

CCNow Order Number: 286-33-3293

Supplier: Indian Remy Human hair Products
http://www.indianhairs.com
indianhairs@gmail.com

Shipment Tracking Info: Method: FedEx
Number: 7136 6339 9910
plz track no after two days.

Current Order Status: Shipped

Qty	Unit Price	Product-ID	Description
2	$75.00 USD	NSMW-12	Natural Straight/Wavy/Bone Straight Machine Weaving 12" Structure: Wavy
1	$65.00 USD	CL-14	Closure - 14" STRUCTURE: STRAIGHT

$215.00 USD Subtotal

$50.00 USD Shipping and Packaging

$265.00 USD Grand Total

Deliver To:
Sheila Sandifer
820 grace avenue

Hattiesburg, MS 39401
USA

Phone: (601) 408-3535

E-mail: haircre8tions@hotmail.com

Special Instructions:
Please send by fed ex

This purchase is a direct transaction between you and CCNow.

To view CCNow's privacy policy, return policy, and terms of sale, please visit the following URLs:
http://www.ccnow.com/privacyStatement.html
http://www.ccnow.com/returnPolicy.html
http://www.ccnow.com/termsOfSale.html

Ref#20170810105627135660

Unknown <text/html>
6 KB

7

NEWLIFE Distributors
P.O. Box 9906
Jackson, MS 39286
(601)-291-5485

PAGE 1

INVOICE DATE 8/18/2017
INVOICE NO 10311

SOLD TO
SHEILASAND
SHEILA SANDIFER
HAIR CREATIONS BY SHEILA
1605 ADELINE
HATTIESBURG, MS

SHIP TO
HAIR CREATIONS BY SHEILA
SHEILA SANDIFER
1605 ADELINE
HATTIESBURG, MS

TOTAL DUE 0.00

SLS1	SLS2	DUE DATE	DISC DUE DATE	ORDER NO	ORDER DATE	SHIP DATE	SHIP NO
		8/18/2017	8/18/2017	00017554	8/18/2017	8/18/2017	

TERMS DESCRIPTION	CUSTOMER PO NUMBER	SHIP VIA
ON RECEIPT		

ITEM ID	TX CL	UNIT	ORDERED	SHIPPED	UNIT PRICE	EXTENSION
40027 D/E SLEEK EDGE CONTROL 2 OZ	0	EA	6.0000	6.0000	5.5000	33.00

Thank you for your order.

TAXABLE	NONTAXABLE	FREIGHT	SALES TAX	MISC	TOTAL
33.00	0.00	0.00	2.31	0.00	35.31

PREPAYMENT 35.31 **TOTAL DUE** 0.00

XFINITY Connect

ssandifer08@comcast.net
+ Font Size -

8

Fwd: CCNow Order: 287-33-9458

From : sheila floyd <haircre8tions@hotmail.com>

Wed, Sep 06, 2017 10:46 PM

Subject : Fwd: CCNow Order: 287-33-9458

1 attachment

To : ssandifer08@comcast.net

Sent from my iPhone

Begin forwarded message:

From: <orders@ccnow.com>
Date: August 29, 2017 at 6:20:26 AM CDT
To: <haircre8tions@hotmail.com>
Subject: CCNow Order: 287-33-9458

Thanks for shopping with CCNow and Indian Remy Human hair Products.
We would like to inform you that your order has been shipped.

If you have questions about your order or product (such as shipping questions, use of your product, or store refund/return policy), please contact the supplier directly at indianhairs@gmail.com .

If you have a billing question, please feel free to contact CCNow's customer service at http://www.ccnow.com/cgi-local/contact.cgi?shop .

CCNow Order Number: 287-33-9458

Supplier: Indian Remy Human hair Products
http://www.indianhairs.com
indianhairs@gmail.com

Shipment Tracking Info: Method: FedEx
Number: 7136 6340 0641
plz track no after two days.

Current Order Status: Shipped

Qty	Unit Price	Product-ID	Description
1	$130.00 USD	NSMW-26	Natural Straight/Wavy/Bone Straight Machine Weaving 26" Structure: Wavy
1	$135.00 USD	NSMW-28	Natural Straight/Wavy/Bone Straight Machine Weaving 28" Structure: Wavy
1	$80.00 USD	NCMW-12	Natural Curly/Deep/Body/Jackson Machine Weaving 12" Structure: Curly

---

$345.00 USD Subtotal

$50.00 USD Shipping and Packaging

$395.00 USD Grand Total

Deliver To:
Sheila Sandifer
820 grace avenue
Hattiesburg, MS 39401
USA

Phone: (601) 408-3535

E-mail: haircre8tions@hotmail.com

Special Instructions:
Please send by fed ex

This purchase is a direct transaction between you and CCNow.

To view CCNow's privacy policy, return policy, and terms of sale, please visit the following URLs:
http://www.ccnow.com/privacyStatement.html
http://www.ccnow.com/returnPolicy.html
http://www.ccnow.com/termsOfSale.html

Ref#20170829112009551492

Unknown <text/html>
6 KB

9

XFINITY Connect

ssandifer08@comcast.net
Font Size

Fwd: You sent a payment

From : sheila floyd <haircre8tions@hotmail.com>
Subject : Fwd: You sent a payment
To : ssandifer08@comcast.net

Wed, Sep 06, 2017 10:47 PM
1 attachment

Sent from my iPhone

Begin forwarded message:

From: "service@paypal.com" <service@paypal.com>
Date: August 28, 2017 at 11:17:15 PM CDT
To: sheila sandifer <haircre8tions@hotmail.com>
Subject: You sent a payment

Hello, [illegible] love, sheila

P

You sent $320.00 USD to Indian Hair Industries Pvt Ltd

[illegible] Pvt Ltd

"This is payment for the two frontals
Sheila sandifer 820 grace avenue
Hattiesburg, ms 39401"

Transaction Details

Transaction ID: [illegible] August 28, 2017

Money sent	**$320.00 USD**
PAID WITH	
CORPAL SUBSIDIT FED CU	$[illegible]70.00 USD
PayPal Balance (USD)	$[illegible]50.00 USD

10

XFINITY Connect

ssandifer08@comcast.net
+ Font Size -

Fwd: Receipt for Your Payment to Beauty Sales

From : sheila floyd <haircre8tions@hotmail.com> Wed, Sep 06, 2017 10:37 PM

Subject : Fwd: Receipt for Your Payment to Beauty Sales 1 attachment

To : ssandifer08@comcast.net, ssandifer08@comcast.com

Sent from my iPhone

Begin forwarded message:

From: "service@paypal.com" <service@paypal.com>
Date: August 28, 2017 at 10:41:54 AM CDT
To: sheila sandifer <haircre8tions@hotmail.com>
Subject: Receipt for Your Payment to Beauty Sales

PayPal

Aug 28, 2017 08:41:41 PDT
Transaction ID: 7WM205060X3994251

Hello haircreations by sheila,

You sent a payment of $858.62 USD to Beauty Sales (sales@LCLBeauty.com)

It may take a few moments for this transaction to appear in your account.

Merchant
Beauty Sales
sales@LCLBeauty.com
425-388-9988

Instructions to merchant
You haven't entered any instructions.

Shipping address - confirmed
sheila sandifer
820 Grace Avenue
Hattiesburg, MS 39401
United States

Shipping details
The seller hasn't provided any shipping details yet.

Description	Unit price	Qty	Amount
Your order from LCL Beauty	$858.62 USD	1	$858.62 USD
		Subtotal	$858.62 USD
		Total	$858.62 USD

Manage Your Account

View Orders (0)

View Order Status

Completed

Your Address Book

Wish Lists (0)

Your Account Details

Your Email Preferences

Categories

Facial Machines

Furniture

Equipment

Shampoo

Mani-Pedi

Tattoo

Packages

Accessories

Skintensify

Financing

Shop Pages

About Us

Contact Us

Frequently Asked Questions

Purchase Terms & Conditions

Shipping Policy

Product Guarantee

Website Terms & Conditions

Privacy Policy

Financing

Home > My Account > %%LNG_OpenOrders%%

MY ACCOUNT

LCL Beauty - Order #11667

Your order details are shown below.

Order Status: Awaiting Fulfillment
Order Date: Aug 28th 2017 @ 8:41 AM
Order Total: $858.62 USD

Billing Details

Sheila Sandifer
haircreations by sheila
820 grace avenue
820 grace avenue
hattiesburg, Mississippi 39401
United States

Shipping Details

sheila sandifer
820 Grace Avenue
Hattiesburg, Mississippi 39401
United States

Order #11667 Contained the Following Items:

Item Details	Price
1 x [illegible] (Select Finish: Natural Oak)	$299.77
1 x [illegible]	$109.77
3 x [illegible] (Select your Mat: 5/8" Thick Rectangle)	$179.31
1 x [illegible]	$269.77
Subtotal:	*$858.62*
Shipping:	*$0.00*
Grand Total:	*$858.62*

Reorder

11

NEWLIFE Distributors
P.O. Box 9906
Jackson, MS 39286
(601)-291-5485

PAGE 1

INVOICE DATE 9/1/2017
INVOICE NO 10370

SOLD TO
SHEILASAND
SHEILA SANDIFER
HAIR CREATIONS BY SHEILA
1605 ADELINE
HATTIESBURG, MS

SHIP TO
HAIR CREATIONS BY SHEILA
SHEILA SANDIFER
1605 ADELINE
HATTIESBURG, MS

TOTAL DUE 0.00

SLS1	SLS2	DUE DATE	DISC DUE DATE	ORDER NO	ORDER DATE	SHIP DATE	SHIP NO
		9/1/2017	9/1/2017	00017621	9/1/2017	9/1/2017	

TERMS DESCRIPTION	CUSTOMER PO NUMBER	SHIP VIA
ON RECEIPT		

ITEM ID	TX CL	UNIT	ORDERED	SHIPPED	UNIT PRICE	EXTENSION
40027 D/E SLEEK EDGE CONTROL 2 OZ	0	EA	3.0000	3.0000	5.5000	16.50
40043 D/E SLEEK MAXIMUM STRENGTH 2.3OZ	0	EA	3.0000	3.0000	5.5000	16.50

Thank you for your order.

TAXABLE	NONTAXABLE	FREIGHT	SALES TAX	MISC	TOTAL
33.00	0.00	0.00	2.32	0.00	35.32

PREPAYMENT 35.32

TOTAL DUE 0.00

12

XFINITY Connect

ssandifer08@comcast.net
+ Font Size -

Fwd: ?? ORDER SHIPPED: Barber Salon Multi-P...

From : sheila floyd <haircre8tions@hotmail.com>
Wed, Sep 06, 2017 10:45 PM

Subject : Fwd: ?? ORDER SHIPPED: Barber Salon Multi-P...
1 attachment

To : ssandifer08@comcast.net

Sent from my iPhone

Begin forwarded message:

From: eBay <ebay@ebay.com>
Date: September 1, 2017 at 12:27:36 PM CDT
To: haircre8tions@hotmail.com
Subject: ?? ORDER SHIPPED: Barber Salon Multi-P...

ebay

Your order is on its way, Sheila!

Thank you for shopping on eBay! Your order has shipped to 820 Grace Ave, HATTIESBURG, US, MS, 39401-2928. The tracking number is 16497265. We hope you enjoy your purchase!

Track order

Protected by
eb y MONEY BACK GUARANTEE

Barber Salon Multi-Purpose Reclining Hydraulic...

Item ID: 252300074504
Quantity: 2
Paid: $1,199.98 with PayPal

✓ Seller: salonca.

XFINITY Connect

ssandifer08@comcast.net
+ Font Size -

Fwd: Your eCheck payment cleared

From : sheila floyd <haircre8tions@hotmail.com>

Wed, Sep 06, 2017 10:46 PM

Subject : Fwd: Your eCheck payment cleared

1 attachment

To : ssandifer08@comcast.net

Sent from my iPhone

Begin forwarded message:

From: "service@paypal.com" <service@paypal.com>
Date: August 31, 2017 at 7:47:28 AM CDT
To: sheila sandifer <haircre8tions@hotmail.com>
Subject: Your eCheck payment cleared

PayPal

Aug 28, 2017 10:17:24 PDT
Transaction ID: 3CT416365S597781A

Your eCheck payment cleared

Hello haircreations by sheila,

The $1,199.98 USD eCheck payment you made to paypal@cuebix.com has cleared.

We've sent an email to Cuebix Inc dba Salon CA asking them to ship what you bought.

Here are the details:

Seller
Cuebix Inc dba Salon CA
paypal@cuebix.com

Shipping address - Confirmed
sheila sandifer
820 Grace Avenue
Hattiesburg, MS 39401
United States

Note to buyer
The seller hasn't sent a note

Shipping Details
There are no details available yet

Description	Purchase Date	Unit price	Qty	Amount
Barber Salon Multi-Purpose Reclining Hydraulic Hair Styling Chair BC-21 Item# 252300074504	August 28, 2017	$599.99 USD	2	$1,199.98 USD

eb y

Subtotal	$1,199.98 USD
Shipping and handling	$0.00 USD
Insurance - not offered	----

472744

JC BEAUTY SUPPLY
115 Central Ave.
Laurel, MS 39440
601-425-9331

ORDER INFO

customer's order no.

phone

date 9-01-17

name Shelia

address

city, state, zip

sold by

cash ☐ charge ☐ check ☑
c.o.d. ☐ on acct. ☐ #

shipping information

	quantity	description	price	amount
1	2	Matts		199 98
2				14 00
3				
4				213 98
5	1	Mat 99.98		106 98
6		7.00		
7				320 93
8				
9		paid		
10				
11				
12				
13				
14				

13

XFINITY Connect

ssandifer08@comcast.net
+ Font Size -

Receipt

From : sheila floyd <haircre8tions@hotmail.com>

Thu, Sep 07, 2017 10:54 AM

Subject : Receipt

2 attachments

To : ssandifer08@comcast.net

C Spire 10:52 AM 80%

Commercial Business Systems, Inc.

SHELLA M SANDIFER DBA Hair Creations 1668
820 GRACE AVE
HATTIESBURG, MS

Sept. 1 2017

PAY TO THE ORDER OF J.C. Beauty Supply $ 320.93

Three Hundred Twenty + 93/100 DOLLARS

Supplies (Salon Equipment) Shella Sandifer

[redacted]

J.C. Beauty Supply
Deposit

Sent from my iPhone

14

XFINITY Connect

ssandifer08@comcast.net
+ Font Size -

Receipt

From : shella floyd <haircre8tions@hotmail.com>
Subject : Receipt
To : ssandifer08@comcast.net

Thu, Sep 07, 2017 09:28 PM
2 attachments

amazon.com

Final Details for Order #114-0139135-2209835

Print this page for your records.

Order Placed: September 5, 2017
Amazon.com order number: 114-0139135-2209835
Seller's order number: WSA1506891846
Order Total: $148.73

Shipped on September 7, 2017

Items Ordered — **Price**

1 of: *Highland Venus Plus Bonnet Hair Dryer* — $139.00
Sold by: Sally Beauty Supply (seller profile)

Condition: New

Shipping Address:
shelia sandifer
820 GRACE AVE
HATTIESBURG, MISSISSIPPI 39401-2928
United States

Item(s) Subtotal:	$139.00
Shipping & Handling:	$0.00
Total before tax:	$139.00
Sales Tax:	$9.73
Total for This Shipment:	**$148.73**

Shipping Speed:
Standard Shipping

Payment information

Payment Method:
Debit Card | Last digits: 1218

Billing address
Sheila Sandifer
820 GRACE AVE
HATTIESBURG, MISSISSIPPI 39401-2928
United States

Item(s) Subtotal:	$139.00
Shipping & Handling:	$0.00
Total before tax:	$139.00
Estimated tax to be collected:	$9.73
Grand Total:	**$148.73**

Credit Card transactions — MasterCard ending in 1218: September 7, 2017: $148.73

To view the status of your order, return to Order Summary.

Conditions of Use | Privacy Notice © 1996-2017, Amazon.com, Inc. or its affiliates

Fwd: Your Amazon.com order has shipped (#114-9078186-5317803)

From : sheila floyd <haircre8tions@hotmail.com> Wed, Sep 06, 2017 10:40 PM

Subject : Fwd: Your Amazon.com order has shipped (#114-9078186-5317803) 1 attachment

To : ssandifer08@comcast.net

Sent from my iPhone

Begin forwarded message:

From: "Amazon.com" <shipment-tracking@amazon.com>
Date: September 6, 2017 at 9:33:56 AM CDT
To: haircre8tions@hotmail.com
Subject: Your Amazon.com order has shipped (#114-9078186-5317803)
Reply-To: no-reply@amazon.com

amazon

Hi sheila, your package will arrive:

Monday, September 11 -

Thursday, September 14

Track package

ON THE WAY

BR Beauty Kate Dryer ...

Order #114-9078186-5317803

SHIP TO

shelia sandifer

820 GRACE AVE...

SHIPMENT TOTAL

$368.00

16

Fwd: You have authorized a payment to Sally Beauty Supply

From : sheila floyd <haircre8tions@hotmail.com> Thu, Sep 07, 2017 03:32 PM

Subject : Fwd: You have authorized a payment to Sally Beauty Supply 1 attachment

To : ssandifer08@comcast.net

Sent from my iPhone

Begin forwarded message:

From: "service@paypal.com" <service@paypal.com>
Date: September 7, 2017 at 3:08:09 PM CDT
To: sheila sandifer <haircre8tions@hotmail.com>
Subject: You have authorized a payment to Sally Beauty Supply

PayPal

Sep 7, 2017 13:07:50 PDT
Transaction ID: 2V05795305860800B

Hello haircreations by sheila,

You authorized a transaction to Sally Beauty Supply. Money won't leave your account until Sally Beauty Supply processes your order.

Thanks for using PayPal. To see the full transaction details, log in to your PayPal account. Keep in mind, it may take a few moments for this transaction to appear.

Merchant
Sally Beauty Supply
customerservice@sallybeauty.com
866-234-9442

Instructions to merchant
You haven't entered any instructions.

Shipping address
sheila sandifer
820 Grace Avenue
Hattiesburg, MS 39401
United States

Description	Unit price	Qty	Amount
RTA458 Mahogany Styling Station with Stainless Steel Laminate Top Item# SBS-923264	$199.00 USD	3	$597.00 USD

Subtotal	$597.00 USD
Tax	$41.79 USD
Total	$638.79 USD
Payment	$638.79 USD

The final payment amount may change when the merchant completes the order.

Invoice ID: WSA1506893740

Issues with this transaction?

You have 180 days from the date of the transaction to open a dispute in the Resolution Center.

? Questions? Go to the Help Center at www.paypal.com/help.

Please do not reply to this email. This mailbox is not monitored and you will not receive a response. For assistance, log in to your PayPal account and click **Help** in the top right corner of any PayPal page.

You can receive plain text emails instead of HTML emails. To change your Notifications preferences, log in to your account, go to your Profile, and click **My settings**.

Copyright © 1999-2017 PayPal, Inc. All rights reserved. PayPal is located at 2211 N. First St., San Jose, CA 95131.

PayPal PPX001066:f6b52ea5b32ad

Unknown <text/html>
14 KB

17

Order Details

Ordered on September 5, 2017 Order# 114-6953638-4673816

View or Print invoice

Shipping Address
shelia sandifer
820 GRACE AVE
HATTIESBURG, MISSISSIPPI 39401-2928
United States

Payment Method
Debit **** 1218

Order Summary

Item(s) Subtotal:	$289.99
Shipping & Handling:	$152.49
Total before tax:	$442.48
Estimated tax to be collected:	$0.00
Grand Total:	**$442.48**

See tax and seller information

Transactions

Arriving Sep 11 - Sep 14

Shipped

D Salon Luxury Hair Dryer Chair & Hair Dryer Combo Professional Salon Beauty Spa Equipment
Sold by: Best value deals
$289.99
Condition: New

Buy it again

Track package

Get help with order

Return or replace items

Leave seller feedback

Write a product review

Archive order

Customers who bought D Salon Luxury Hair Dryer Chair & Hair Dryer Co... also bought

Page 1 of 2

Saloniture 3' x 5' Salon & Barber Shop Chair Anti-Fatigue Floor Mat - Black Semi Circle
90
$46.99

LCL Beauty Reclining Hydraulic All Purpose Cutting & Shampoo Barber Salon Chair
76
$149.88

Cotton-Salon-Towels Gym-Towel Hand-Towel - (24-Pack, Black) - 16 inches x 27 inches
488
$39.99

BestSalon® Classic Hydraulic Barber Chair Styling Salon Beauty 3W
252
$99.99

Your recently viewed items and featured recommendations

Inspired by your purchases

Page 1 of 9

18

XFINITY Connect

ssandifer08@comcast.net
+ Font Size -

Fwd: Your Amazon.com order has shipped (#114-2278978-2268255)

From : sheila floyd <haircre8tions@hotmail.com>

Wed, Sep 06, 2017 10:39 PM

Subject : Fwd: Your Amazon.com order has shipped (#114-2278978-2268255)

1 attachment

To : ssandifer08@comcast.net

Sent from my iPhone

Begin forwarded message:

From: "Amazon.com" <shipment-tracking@amazon.com>
Date: September 6, 2017 at 1:26:55 PM CDT
To: haircre8tions@hotmail.com
Subject: Your Amazon.com order has shipped (#114-2278978-2268255)
Reply-To: no-reply@amazon.com

amazon

Hi sheila, your package will arrive:

Monday, September 11 -

Thursday, September 14

Track package

ON THE WAY

Salon Hair Dryer Chair...

Order #114-2278978-2268255

SHIP TO

shelia sandifer

820 GRACE AVE...

SHIPMENT TOTAL

$149.99

19

Exporter	Invoice No. & Date	Exporter's Ref.
RK HAIR PRODUCTS (P) LTD., B-10 INDUSTRIAL ESTATE, TETALI, TANUKU - 534 218. ANDHRA PRADESH, INDIA.	1 10.06.2017	IEC: 4601000084
	Buyer's Order No. & Date As per E-mail	
	Other Reference(s)	
Consignee SHEILA SANDIFER U.S.A.	Buyer (if other than consignee)	

Pre-Carriage by	Place of Receipt by Pre-Carrier	Country of Origin of Goods	Country of Final Destination
		INDIA	U.S.A.
Vessel/Flight No. BY COURIER	Port of Loading INDIA	Terms of Delivery and Payment FREE TRADE SAMPLE NO COMMERCIAL VALUE	
Port of Discharge U.S.A.	Final Destination U.S.A.		

Marks & Nos./ Container No.	No. & Kind of Pkgs.	Description of Goods	Quantity KGS	Rate USD/KG	Amount USD
AS ADDRESSED	1NO.	HUMAN HAIR			
		16"-26" WEAVING HAIR [6PACKS]	0.680	150.00	102.00
		FREE TRADE SAMPLE NO COMMERCIAL VALUE			
Amount Chargeable (in words)			Total USD		102.00

DECLARATION:
We declare that invoice shows the actual price of the goods described and that all particulars are true and correct.

Signature & Date
For RK HAIR PRODUCTS PVT. LTD.,

Authorised Signatory

RK HAIR PRODUCTS PVT. LTD.

(GOVT. RECOGNISED 100% EXPORT ORIENTED UNIT)

Regd. Off & Factory:
B-10, Industrial Estate,
Tetali, TANUKU – 534 218,
West Godavari District.
Andhra Pradesh, INDIA.

Phone Nos. : 91 8819 224005
91 8819 225005
Fax Nos. : 91 8819 224112
91 8819 224147
Email :vanka@vsnl.com

Date: June 10, 2017

TO WHOM SOEVER IT MAY CONCERN

We are herewith sending a parcel as a free trade sample "BY COURIER" to the following address.

SHEILA SANDIFER

U.S.A.

The contents of the parcel are as follows.

1. HUMAN HAIR

DECLARATION

The enclosed items are samples for technical evolution and not for re-sale and have no commercial value. These do not contain any poison, explosive, toxic, dangerous chemicals etc. We may be held responsible for violation of any rules. You may verify the contents of the sample of the parcel at any time.

Thanking you sir,

Yours sincerely,

For RK HAIR PRODUCTS PVT. LTD.,

Authorised Signatory

315709

20

JC BEAUTY SUPPLY

115 Central Ave.
Laurel, MS 39440
601-425-9331

CUSTOMER'S ORDER NO.	DEPARTMENT	DATE 6/7/2017

NAME Sheila

ADDRESS

CITY, STATE, ZIP

SOLD BY	CASH	C.O.D.	CHARGE	ON. ACCT.	MDSE. RETD.	PAID OUT

	QUANTITY	DESCRIPTION	PRICE	AMOUNT
1	4lb	resistance Affirm	✓	23.95
2	3202	Kuracare Det. Shampoo	✓	14.95
3			21.95	48.90
4				3.42
5				52.32
6				23.50
7		Pd		75.82
8				
9				
10				
11				
12				
13				
14				
15				
16				
17				
18				

RECEIVED BY

A-5805
T-46320/46350

KEEP THIS SLIP FOR REFERENCE

01-11

SHELIA M SANDIFER DBA Hair Creations
820 GRACE AVE 601-545-8454
HATTIESBURG, MS 39401-2928

CHECK HERE IF TAX DEDUCTIBLE ITEM - ☐

1641

[redacted]

BAL. FOR'D	
THIS ITEM	75.82
BALANCE	
-DEDUCTIONS/ DEPOSIT	
BAL. FOR'D	

JC Beauty Supply
Hair & Grace Products

Central Sunbelt Federal Credit Union
Laurel, Mississippi
601-649-7181

[redacted]

NOT NEGOTIABLE

XFINITY Connect

ssandifer08@comcast.net
+ Font Size -

75.82

From : sheila floyd <haircre8tions@hotmail.com>
Subject : 75.82
To : ssandifer08@comcast.net

Commercial Busi

06/28/2017	DEPOSIT
06/29/2017	ACH CREDIT (PAYPAL/TR
06/29/2017	ACH CREDIT (PAYPAL/TR
06/30/2017	ACH CREDIT (PAYPAL/TR
06/30/2017	DEPOSIT
06/30/2017	DIVIDEND POSTED
06/30/2017	NEW BALANCE

NUMBER	AMOUNT	DATE
1641	75.82	06/13/2017

reverse side for important information.

CENTRAL SUNBELT FEDEF
1506 CONGRESS STREET

Sent from my iPhone

(21)

276522

JC BEAUTY SUPPLY
115 Central Ave.
Laurel, MS 39440
601-425-9331

ORDER INFO

customer's order no. | phone | date 8/10/17

name Sheila

address

city, state, zip

sold by | cash ☐ charge ☐ check ☑ c.o.d. ☐ on acct. ☐ #_____ | shipping information

quantity	description	price	amount
4PK	Coffee Sens Scalp		35 95
2 4/6	" Ro. Relaxer		23 45
3 3	" MR Nor Shampoo		15 95
4			75 85
5			
6		tax	5 31
7			
8	Pd out		81 16
9			
10			
11			
12			
13			
14			
15			
16			

received by

adams

keep this slip for reference

DC5808UV/10-13

SHELIA M SANDIFER DBA Hair Creations
820 GRACE AVE 601-545-8454
HATTIESBURG, MS 39401-2928

CHECK HERE IF TAX-DEDUCTIBLE ITEM - ☐

1659

[redacted]

JC Beauty Supply

BAL. FOR'D

THIS ITEM 81.16

BALANCE

-DEDUCTIONS/ DEPOSIT

BAL. FOR'D

Central Sunbelt Federal Credit Union
Laurel, Mississippi
601-649-7181

81.16

From : sheila floyd <haircreations@hotmail.com>
Subject : 81.16
To : ssandifer08@comcast.net

Fri, Sep 08, 2017 08:58 AM
2 attachments

Commercial Business Systems, Inc.

NUMBER	AMOUNT	DATE
1658	127.00	08/10/2017
1659	81.16	08/15/2017
1660	243.54	08/22/2017
1661	19.15	08/22/2017

(22)

276476

JC BEAUTY SUPPLY

115 Central Ave.
Laurel, MS 39440

ORDER INFO

customer's order no. 601-425-9331 | phone | date 7/20

name Sherl

address

city, state, zip

sold by | cash ☐ charge ☐ check ☐ c.o.d. ☐ on acct. ☐ #_____ | shipping information

	quantity	description	price	amount
1	32	ICC Def Shampu		14 85
2	2	gc Edge		9 90
3	4	offm (Rest) Relaxer		23 95
4				48.80
5				3.42
6		Pd		52.22
7				
8				
9				
10				
11				
12				
13				
14				
15				
16				

received by

adams

keep this slip for reference

DC5808UV/10-13

SHELIA M SANDIFER DBA Hair Creations
820 GRACE AVE 601-545-8454
HATTIESBURG, MS 39401-2928

CHECK HERE IF TAX DEDUCTIBLE ITEM - ☐

1651

[redacted]

BAL. FOR'D	
THIS ITEM	52 22
BALANCE	
-DEDUCTIONS/ DEPOSIT	
BAL. FOR'D	

Central Sunbelt Federal Credit Union
Laurel, Mississippi
601-649-7181

[redacted]

NOT NEGOTIABLE

875 BEACH BLVD ATTN RIBILOXI MSUS On 07/31/2017 At 16:04

ATM WITHDRAWAL FEE (Card# **********8345)
875 BEACH BLVD ATTN RIBILOXI MSUS On 07/31/2017 At 16:04

ATM WITHDRAWAL (Card# **********8345)
875 BEACH BLVD ATTN RIBILOXI MSUS On 07/31/2017 At 16:27

ATM WITHDRAWAL FEE (Card# **********8345)
875 BEACH BLVD ATTN RIBILOXI MSUS On 07/31/2017 At 16:27

DIVIDEND POSTED

NEW BALANCE

AMOUNT	DATE	NUMBER	AMOUNT	DATE
281.76	07/03/2017	1651	52.22	07/25/2017
127.00	07/10/2017	1652	284.17	07/21/2017
73.03	07/24/2017	1653	358.98	07/25/2017

City of Hattiesburg, MS

200 Forrest St.
P.O. Box 1898
Hattiesburg, MS 39401

Master

File Number: 2017-737

File ID:	2017-737	**Type:**	Regular Agenda Item	**Status:**	Agenda Ready
Version:	1	**Reference:**		**In Control:**	City Council
Requester:	Deborah Bourne			**File Created:**	09/12/2017
Brief Title:	Approve the sale of grave spaces, per attached receipts & memo's			**Final Action:**	
				Minute Book Number:	MB2017-407

Title:
Approve the sale of grave spaces, per attached memo.

Notes:			
		Agenda Date:	09/19/2017
Indexes:		**Agenda Number:**	VI.-10
Sponsors:		**Enactment Date:**	
Attachments:	Receipts-Memo's (9-19-17), Deeds (09-19-17)	**Enactment Number:**	
Contact:		**Meeting Date:**	09/19/2017
Drafter:		**Effective Date:**	

History of Legislative File

Version:	Acting Body:	Date:	Action:	Sent To:	Due Date:	Return Date:	Result:
1	City Council	09/19/2017					

Text of Legislative File 2017-737

Title
Approve the sale of grave spaces, per attached memo.

Summary
Sale of grave spaces.

Budget Information
Expenditure Type
Purchasing Item
Publication Information

Mail to:
140 Lynn Hollow Brook Dr.
Hattiesburg, MS
39402

CITY OF HATTIESBURG
PURCHASE OF CEMETERY GRAVE SPACES

Hattiesburg, Miss., 08-25 2017

SOLD TO:

Mr.. Mrs. Miss Deacon Ralph & Mary Torrelli

ADDRESS 205 Bay St. Hattiesburg, MS 39401

desires to purchase the grave space described below, subject to Cemetery regulations.

— 1/2 SW 1/4 Lot No. 19 Section No. 36 in Highland Cemetery

Number of grave spaces 2 Price per grave space $ 175.00

Price Received $ 350.00

CK# 2652

CITY OF HATTIESBURG, MISSISSIPPI

By [signature]
Supt. of City Cemeteries

CITY OF HATTIESBURG
PURCHASE OF CEMETERY GRAVE SPACES

Hattiesburg, Miss., 08-25 2017

SOLD TO:

Mr.. Mrs. Miss Wesley C. Crawley & Faye B. Crawley

ADDRESS 130 Crescent Drive Hattiesburg, MS 39401

desires to purchase the grave space described below, subject to Cemetery regulations.

— 1/2 NW 1/4 Lot No. 65 Section No. 35 in Highland Cemetery

Number of grave spaces 2 Price per grave space $ 175.00

Price Received $ 350.00

CK# 1295

CITY OF HATTIESBURG, MISSISSIPPI

By [signature]
Supt. of City Cemeteries

CITY OF HATTIESBURG
PURCHASE OF CEMETERY GRAVE SPACES

Hattiesburg, Miss., 08-31 20 17

SOLD TO:

Mr.. Mrs. Miss James E. Watts, Jr

ADDRESS 3511 Hillside Dr Hattiesburg, MS 39401

desires to purchase the grave space described below, subject to Cemetery regulations.

E ½ NE ¼ Lot No. 25 Section No. 3 in Highland Cemetery

Number of grave spaces 1 Price per grave space $ 175.00

Price Received $ 175.00

CK # 3034

CITY OF HATTIESBURG, MISSISSIPPI

By [signature]
Supt. of City Cemeteries

CITY OF HATTIESBURG
PURCHASE OF CEMETERY GRAVE SPACES

Hattiesburg, Miss., 0825 20 17

SOLD TO:

Mr.. Mrs. Miss Bobby Graves

ADDRESS 13 Windstone Loop Hattiesburg, MS 39401

desires to purchase the grave space described below, subject to Cemetery regulations.

V ½ SW ¼ Lot No. 6 Section No. 28 in Highland Cemetery

Number of grave spaces 1 Price per grave space $ 175.00

Price Received $ 175.00

cash

CITY OF HATTIESBURG, MISSISSIPPI

By [signature]
Supt. of City Cemeteries

CITY OF HATTIESBURG
PURCHASE OF CEMETERY GRAVE SPACES

Hattiesburg, Miss., 09-05 20 17

SOLD TO:

Mr.. Mrs. Miss David & Betty Holmes

ADDRESS 8 Classic Woods Drive Hattiesburg, MS 39402

desires to purchase the grave space described below, subject to Cemetery regulations.

— 1/2 NE 1/4 Lot No. 20 Section No. 30 in Highland Cemetery

Number of grave spaces 2 Price per grave space $ 175.00

Price Received $ 350.00

CK # 26583

CITY OF HATTIESBURG, MISSISSIPPI

By [signature]
Supt. of City Cemeteries

Mail to:
15 Slade Rd
Purvis, MS. 39475

CITY OF HATTIESBURG
PURCHASE OF CEMETERY GRAVE SPACES

Hattiesburg, Miss., 09-07- 20 17

SOLD TO:

Mr.. Mrs. Miss Robin Zepeda

ADDRESS 3401 W. 7th St. Hattiesburg, MS. 39401

desires to purchase the grave space described below, subject to Cemetery regulations.

S 1/2 NW 1/4 Lot No. 110 Section No. 37 in Highland Cemetery

Number of grave spaces 1 Price per grave space $ 175.00

Price Received $ 175.00

Ck # 1158

CITY OF HATTIESBURG, MISSISSIPPI

By Deborah Barnes
Supt. of City Cemeteries

To: CITY COUNCIL

From: Deborah Bourne, Assistant Division Manager of Cemeteries

Date: August 29, 2017

The following represents the grave spaces sold on August 29, 2017

Deacon Ralph & Mary Torrelli

(2) Spaces $ 350.00

Southwest Quarter (SW1/4)

Lot 19, Section 36, Highland Cemetery

Wesley C. Crawley & Faye B. Crawley

(2) Spaces $ 350.00

Northwest Quarter (NW1/4)

Lot 65, Section 35, Highland Cemetery

To: CITY COUNCIL

From: Deborah Bourne, Assistant Division Manager of Cemeteries

Date: September 5, 2017

The following represents the grave spaces sold on September 5, 2017

James E. Watts, Jr

(1) Space $ 175.00

East Half (E1/2) of the Northeast Quarter (NE1/4)

Lot 25, Section 3, Highland Cemetery

Bobby Graves

(1) Space $ 175.00

North Half (N1/2) of the Southwest Quarter (SW1/4)

Lot 6, Section 28, Highland Cemetery

To: CITY COUNCIL

From: Deborah Bourne, Assistant Division Manager of Cemeteries

Date: September 7, 2017

The following represents the grave spaces sold on September 7, 2017

David & Betty Holmes

(2) Spaces $ 350.00

Northeast Quarter (NE1/4)

Lot 20, Section 30, Highland Cemetery

Robin Zepeda

(1) Space $175.00

South Half (S1/2) of the Northwest Quarter (NW1/4)

Lot 110, Section 37, Highland Cemetery

STATE OF MISSISSIPPI
COUNTY OF FORREST/LAMAR
CITY OF HATTIESBURG
HATTIESBURG, MS

DEED TO CEMETERY LOT
HIGHLAND CEMETERY

For and in consideration of the sum of THREE HUNDRED FIFTY AND NO/100 Dollars ($350.00), cash in hand paid to the City of Hattiesburg, Mississippi, the City of Hattiesburg, Mississippi acting by and through its duly authorized Mayor and City Clerk does hereby bargain, sell and convey unto, Deacon Ralph & Mary Torrelli, subject to the reservations and restrictions hereinafter set out and subject to rules and regulations now or hereafter adopted, the following described grave spaces:

Southwest Quarter (SW¼)

Lot Number 19 Section Number 36

according to the Cemetery Survey of the City of Hattiesburg, Mississippi known as Highland Cemetery, and containing

Two Grave space (s).

SAID Lot shall be used for burial purposes only and all graves therein must be checked and laid out by the Cemetery sexton before the same is dug and must be at least 4 feet deep and shall be, when completed, level with the ground. No shrubbery, vines or trees shall be planted in the Cemetery Lot and there shall be nothing left above the ground except markers which may be erected to meet all City regulations and requirements. All burials in the grave space(s) herein conveyed shall comply with applicable State and Federal laws governing human burial and with City rules and regulations pertaining thereto. If boxes or vaults are used they shall be at least 10 inches below the ground level.

GRANTEE herein shall not sell or convey this lot without a written permit from the Mayor and Council of the City of Hattiesburg, Mississippi.

WITNESS the signature and seal of the City of Hattiesburg, Mississippi, a Municipal Corporation, acting, by and through its duly authorized Mayor and City Clerk, on this, the 19th day of September, 2017.

ATTEST: CITY OF HATTIESBURG, MISSISSIPPI

_____ _____
CITY CLERK MAYOR

(S E A L)

STATE OF MISSISSIPPI
COUNTY OF FORREST/LAMAR

Personally appeared before me, the undersigned authority in and for said County and State, Toby Barker and Kermas Eaton, Mayor and City Clerk, respectively, of the City of Hattiesburg, Mississippi, a municipal corporation, each of whom acknowledged before me that they signed, executed and delivered the above and foregoing Cemetery Deed on the day and year therein mentioned as the act and deed of the City of Hattiesburg after having first been authorized so to do.

Given under my hand and official seal of office on this, the 19th day of September, 2017

My Commission Expires: _____
NOTARY PUBLIC

_____

STATE OF MISSISSIPPI
COUNTY OF FORREST/LAMAR
CITY OF HATTIESBURG
HATTIESBURG, MS

DEED TO CEMETERY LOT
HIGHLAND CEMETERY

For and in consideration of the sum of THREE HUNDRED FIFTY AND NO/100 Dollars ($350.00), cash in hand paid to the City of Hattiesburg, Mississippi, the City of Hattiesburg, Mississippi acting by and through its duly authorized Mayor and City Clerk does hereby bargain, sell and convey unto, Wesley C. Crawley & Faye B. Crawley, subject to the reservations and restrictions hereinafter set out and subject to rules and regulations now or hereafter adopted, the following described grave spaces:

Northwest Quarter (NW¼)

Lot Number 65 Section Number 35

according to the Cemetery Survey of the City of Hattiesburg, Mississippi known as Highland Cemetery, and containing

Two Grave space (s).

SAID Lot shall be used for burial purposes only and all graves therein must be checked and laid out by the Cemetery sexton before the same is dug and must be at least 4 feet deep and shall be, when completed, level with the ground. No shrubbery, vines or trees shall be planted in the Cemetery Lot and there shall be nothing left above the ground except markers which may be erected to meet all City regulations and requirements. All burials in the grave space(s) herein conveyed shall comply with applicable State and Federal laws governing human burial and with City rules and regulations pertaining thereto. If boxes or vaults are used they shall be at least 10 inches below the ground level.

GRANTEE herein shall not sell or convey this lot without a written permit from the Mayor and Council of the City of Hattiesburg, Mississippi.

WITNESS the signature and seal of the City of Hattiesburg, Mississippi, a Municipal Corporation, acting, by and through its duly authorized Mayor and City Clerk, on this, the 19th day of September, 2017.

ATTEST: CITY OF HATTIESBURG, MISSISSIPPI

_____ _____
CITY CLERK MAYOR

(S E A L)

STATE OF MISSISSIPPI
COUNTY OF FORREST/LAMAR

Personally appeared before me, the undersigned authority in and for said County and State, Toby Barker and Kermas Eaton, Mayor and City Clerk, respectively, of the City of Hattiesburg, Mississippi, a municipal corporation, each of whom acknowledged before me that they signed, executed and delivered the above and foregoing Cemetery Deed on the day and year therein mentioned as the act and deed of the City of Hattiesburg after having first been authorized so to do.

Given under my hand and official seal of office on this, the 19th day of September, 2017

My Commission Expires: _____
NOTARY PUBLIC

_____

STATE OF MISSISSIPPI
COUNTY OF FORREST/LAMAR
CITY OF HATTIESBURG
HATTIESBURG, MS

DEED TO CEMETERY LOT
HIGHLAND CEMETERY

For and in consideration of the sum of ONE HUNDRED SEVENTY-FIVE AND NO/100 Dollars ($175.00), cash in hand paid to the City of Hattiesburg, Mississippi, the City of Hattiesburg, Mississippi acting by and through its duly authorized Mayor and City Clerk does hereby bargain, sell and convey unto James E. Watts, Jr, subject to the reservations and restrictions hereinafter set out and subject to rules and regulations now or hereafter adopted, the following described grave spaces:

East Half (E½) of the Northeast Quarter (NE¼)

Lot 25 Section 3

according to the Cemetery Survey of the City of Hattiesburg, Mississippi known as Highland Cemetery, and containing

One (1) Grave space (s).

SAID Lot shall be used for burial purposes only and all graves therein must be checked and laid out by the Cemetery sexton before the same is dug and must be at least 4 feet deep and shall be, when completed, level with the ground. No shrubbery, vines or trees shall be planted in the Cemetery Lot and there shall be nothing left above the ground except markers which may be erected to meet all City regulations and requirements. All burials in the grave space(s) herein conveyed shall comply with applicable State and Federal laws governing human burial and with City rules and regulations pertaining thereto. If boxes or vaults are used they shall be at least 10 inches below the ground level.

GRANTEE herein shall not sell or convey this lot without a written permit from the Mayor and Council of the City of Hattiesburg, Mississippi.

WITNESS the signature and seal of the City of Hattiesburg, Mississippi, a Municipal Corporation, acting, by and through its duly authorized Mayor and City Clerk, on this, the 19th day of September, 2017.

ATTEST: CITY OF HATTIESBURG, MISSISSIPPI

CITY CLERK MAYOR

(S E A L)

STATE OF MISSISSIPPI
COUNTY OF FORREST/LAMAR

Personally, appeared before me, the undersigned authority in and for said County and State, Toby Barker and Kermas Eaton, Mayor and City Clerk, respectively, of the City of Hattiesburg, Mississippi, a municipal corporation, each of whom acknowledged before me that they signed, executed and delivered the above and foregoing Cemetery Deed on the day and year therein mentioned as the act and deed of the City of Hattiesburg after having first been authorized so to do.

Given under my hand and official seal of office on this, the 19th day of September, 2017.

My Commission Expires:

NOTARY PUBLIC

STATE OF MISSISSIPPI
COUNTY OF FORREST/LAMAR
CITY OF HATTIESBURG
HATTIESBURG, MS

DEED TO CEMETERY LOT
HIGHLAND CEMETERY

For and in consideration of the sum of ONE HUNDRED SEVENTY-FIVE AND NO/100 Dollars ($175.00), cash in hand paid to the City of Hattiesburg, Mississippi, the City of Hattiesburg, Mississippi acting by and through its duly authorized Mayor and City Clerk does hereby bargain, sell and convey unto Bobby Graves, subject to the reservations and restrictions hereinafter set out and subject to rules and regulations now or hereafter adopted, the following described grave spaces:

North Half (N½) of the Southwest Quarter (SW¼)

Lot 6 Section 28

according to the Cemetery Survey of the City of Hattiesburg, Mississippi known as Highland Cemetery, and containing

One (1) Grave space (s).

SAID Lot shall be used for burial purposes only and all graves therein must be checked and laid out by the Cemetery sexton before the same is dug and must be at least 4 feet deep and shall be, when completed, level with the ground. No shrubbery, vines or trees shall be planted in the Cemetery Lot and there shall be nothing left above the ground except markers which may be erected to meet all City regulations and requirements. All burials in the grave space(s) herein conveyed shall comply with applicable State and Federal laws governing human burial and with City rules and regulations pertaining thereto. If boxes or vaults are used they shall be at least 10 inches below the ground level.

GRANTEE herein shall not sell or convey this lot without a written permit from the Mayor and Council of the City of Hattiesburg, Mississippi.

WITNESS the signature and seal of the City of Hattiesburg, Mississippi, a Municipal Corporation, acting, by and through its duly authorized Mayor and City Clerk, on this, the 19th day of September, 2017.

ATTEST: CITY OF HATTIESBURG, MISSISSIPPI

CITY CLERK MAYOR

(SEAL)

STATE OF MISSISSIPPI
COUNTY OF FORREST/LAMAR

Personally, appeared before me, the undersigned authority in and for said County and State, Toby Barker and Kermas Eaton, Mayor and City Clerk, respectively, of the City of Hattiesburg, Mississippi, a municipal corporation, each of whom acknowledged before me that they signed, executed and delivered the above and foregoing Cemetery Deed on the day and year therein mentioned as the act and deed of the City of Hattiesburg after having first been authorized so to do.

Given under my hand and official seal of office on this, the 19th day of September, 2017.

My Commission Expires: NOTARY PUBLIC

STATE OF MISSISSIPPI
COUNTY OF FORREST/LAMAR
CITY OF HATTIESBURG
HATTIESBURG, MS

DEED TO CEMETERY LOT
HIGHLAND CEMETERY

For and in consideration of the sum of THREE HUNDRED FIFTY AND NO/100 Dollars ($350.00), cash in hand paid to the City of Hattiesburg, Mississippi, the City of Hattiesburg, Mississippi acting by and through its duly authorized Mayor and City Clerk does hereby bargain, sell and convey unto, David & Betty Holmes, subject to the reservations and restrictions hereinafter set out and subject to rules and regulations now or hereafter adopted, the following described grave spaces:

Northeast Quarter (NE¼)

Lot Number 20 Section Number 30

according to the Cemetery Survey of the City of Hattiesburg, Mississippi known as Highland Cemetery, and containing

Two Grave space (s).

SAID Lot shall be used for burial purposes only and all graves therein must be checked and laid out by the Cemetery sexton before the same is dug and must be at least 4 feet deep and shall be, when completed, level with the ground. No shrubbery, vines or trees shall be planted in the Cemetery Lot and there shall be nothing left above the ground except markers which may be erected to meet all City regulations and requirements. All burials in the grave space(s) herein conveyed shall comply with applicable State and Federal laws governing human burial and with City rules and regulations pertaining thereto. If boxes or vaults are used they shall be at least 10 inches below the ground level.

GRANTEE herein shall not sell or convey this lot without a written permit from the Mayor and Council of the City of Hattiesburg, Mississippi.

WITNESS the signature and seal of the City of Hattiesburg, Mississippi, a Municipal Corporation, acting, by and through its duly authorized Mayor and City Clerk, on this, the 19th day of September, 2017.

ATTEST: CITY OF HATTIESBURG, MISSISSIPPI

_____ _____
CITY CLERK MAYOR

(S E A L)

STATE OF MISSISSIPPI
COUNTY OF FORREST/LAMAR

Personally appeared before me, the undersigned authority in and for said County and State, Toby Barker and Kermas Eaton, Mayor and City Clerk, respectively, of the City of Hattiesburg, Mississippi, a municipal corporation, each of whom acknowledged before me that they signed, executed and delivered the above and foregoing Cemetery Deed on the day and year therein mentioned as the act and deed of the City of Hattiesburg after having first been authorized so to do.

Given under my hand and official seal of office on this, the 19th day of September, 2017

My Commission Expires: _____
NOTARY PUBLIC

_____

STATE OF MISSISSIPPI
COUNTY OF FORREST/LAMAR
CITY OF HATTIESBURG
HATTIESBURG, MS

DEED TO CEMETERY LOT
HIGHLAND CEMETERY

For and in consideration of the sum of ONE HUNDRED SEVENTY-FIVE AND NO/100 Dollars ($175.00), cash in hand paid to the City of Hattiesburg, Mississippi, the City of Hattiesburg, Mississippi acting by and through its duly authorized Mayor and City Clerk does hereby bargain, sell and convey unto Robin Zepeda, subject to the reservations and restrictions hereinafter set out and subject to rules and regulations now or hereafter adopted, the following described grave spaces:

South Half (S½) of the Northwest Quarter (NW¼)

Lot 110 Section 37

according to the Cemetery Survey of the City of Hattiesburg, Mississippi known as Highland Cemetery, and containing

One (1) Grave space (s).

SAID Lot shall be used for burial purposes only and all graves therein must be checked and laid out by the Cemetery sexton before the same is dug and must be at least 4 feet deep and shall be, when completed, level with the ground. No shrubbery, vines or trees shall be planted in the Cemetery Lot and there shall be nothing left above the ground except markers which may be erected to meet all City regulations and requirements. All burials in the grave space(s) herein conveyed shall comply with applicable State and Federal laws governing human burial and with City rules and regulations pertaining thereto. If boxes or vaults are used they shall be at least 10 inches below the ground level.

GRANTEE herein shall not sell or convey this lot without a written permit from the Mayor and Council of the City of Hattiesburg, Mississippi.

WITNESS the signature and seal of the City of Hattiesburg, Mississippi, a Municipal Corporation, acting, by and through its duly authorized Mayor and City Clerk, on this, the 19th day of September, 2017.

ATTEST: CITY OF HATTIESBURG, MISSISSIPPI

CITY CLERK MAYOR

(SEAL)

STATE OF MISSISSIPPI
COUNTY OF FORREST/LAMAR

Personally, appeared before me, the undersigned authority in and for said County and State, Toby Barker and Kermas Eaton, Mayor and City Clerk, respectively, of the City of Hattiesburg, Mississippi, a municipal corporation, each of whom acknowledged before me that they signed, executed and delivered the above and foregoing Cemetery Deed on the day and year therein mentioned as the act and deed of the City of Hattiesburg after having first been authorized so to do.

Given under my hand and official seal of office on this, the 19th day of September, 2017.

My Commission Expires:

NOTARY PUBLIC

City of Hattiesburg, MS

200 Forrest St.
P.O. Box 1898
Hattiesburg, MS 39401

Master

File Number: 2017-741

File ID:	2017-741	**Type:**	Regular Agenda Item	**Status:**	Agenda Ready
Version:	1	**Reference:**		**In Control:**	City Council
Requester:				**File Created:**	09/12/2017
Brief Title:	Claims Docket			**Final Action:**	
				Minute Book Number:	

Title:
Approve claims docket for the period ending September 15, 2017.

Notes:

		Agenda Date:	09/19/2017
Indexes:		**Agenda Number:**	VI.-11
Sponsors:		**Enactment Date:**	
Attachments:	DOCKET 17.09-15	**Enactment Number:**	
Contact:		**Meeting Date:**	
Drafter:		**Effective Date:**	

History of Legislative File

Version:	Acting Body:	Date:	Action:	Sent To:	Due Date:	Return Date:	Result:
1	City Council	09/19/2017					

Text of Legislative File 2017-741

Title
Approve claims docket for the period ending September 15, 2017.

Summary
Claims Docket ending

Budget Information

Expenditure Type

Purchasing Item

Publication Information

CITY OF HATTIESBURG
DOCKET OF CLAIMS
PERIOD ENDING SEPTEMBER 15, 2017

Date - 09/14/17

Vendor	Invoice Number	Purchase Order	Claims Number	Item Description	Check Date	Check No.	Check Amount
GENERAL FUND							
00001 A A A AMBULANCE SERVICE	17-42196 WAR	00173041	16008025	SERV 7/17/17 WARE PRISONER	09/15/17	259638	302.58-
00001 A A A AMBULANCE SERVICE	17-38085 LIT	00173041	16008026	SERV 6/27/17 LITTLETON PRSNR	09/15/17	259638	476.81-
00001 A A A AMBULANCE SERVICE	17-32250 DAP	00173041	16008027	SERV 5/30/17 DAPOZZO PRISONER	09/15/17	259638	277.13-
00001 A A A AMBULANCE SERVICE	17-17265 CUM	00173041	16008028	SRV 3/21/17 CUMMING PRISONER	09/15/17	259638	302.58-
00001 A A A AMBULANCE SERVICE	17-8471 JOHN	00173041	16008029	SRV 2/8/17 JOHNSON PRISONER	09/15/17	259638	751.36-
00001 A A A AMBULANCE SERVICE	17-46486 CRO	00173041	16008030	SRV 8/6/17 CROMWELL PRISONER	09/15/17	259638	304.11-
00001 A A A AMBULANCE SERVICE	17-45849 SAN	00173041	16008031	SRV 8/3/17 SANTEE PRISONER	09/15/17	259638	756.48-
A A A AMBULANCE SERVICE							
Sum							3,171.05-
00001 AAMCO TRANS/AUTOMOTIVE S	135309 & 135	00171335	16008351	REPRS U#17596/20151 POLICE	09/15/17	259639	382.92-
00001 AAMCO TRANS/AUTOMOTIVE S	135473	00171890	16008352	REPRS U#20151 POLICE	09/15/17	259639	628.76-
00001 AAMCO TRANS/AUTOMOTIVE S	135708	00172685	16008358	REPRS U#18555	09/15/17	259639	376.90-
AAMCO TRANS/AUTOMOTIVE S							
Sum							1,388.58-
00001 ACUITY GROUP OF MISSISSI	11544	00173393	16008318	MONTHLY CONTRACT 8/17	09/15/17	259640	1,114.50-
ACUITY GROUP OF MISSISSI							
Sum							1,114.50-
00001 ADAPCO INC	113416	00172967	16008360	CHEMICALS CITY WIDE USE	09/15/17	259642	4,095.20-
ADAPCO INC							
Sum							4,095.20-
00001 ADVANCED CARPET CARE & R	18799	00173340	16008293	CLEAN CARPET P/F ACADEMY	09/15/17	259643	400.00-
ADVANCED CARPET CARE & R							
Sum							400.00-
00001 ADVANCED JANITORIAL SERV	10021 CITY H	00173133	16008156	SERVS 8/17 CITY HALL/ENGR	09/15/17	259644	1,925.00-
00001 ADVANCED JANITORIAL SERV	10021 TRAFFI	00173133	16008157	SERVS 8/17 TRAFFIC OFFICE	09/15/17	259644	250.00-
ADVANCED JANITORIAL SERV							
Sum							2,175.00-
00001 AIRGAS USA LLC (NORDAN S	9066940517	00172599	16007967	MEDICAL OXYGEN FIRE DEPT	09/15/17	259647	77.11-
00001 AIRGAS USA LLC (NORDAN S	9947469254	00173342	16008296	MEDICAL OXYGEN FIRE DEPT	09/15/17	259647	268.67-
00001 AIRGAS USA LLC (NORDAN S	9947469254 A	00173416	16008378	CYLINDER RENT AIRPPORT	09/15/17	259647	629.08-
AIRGAS USA LLC (NORDAN S							
Sum							974.86-
00001 ALLBRITTON CHAIN SAW & L	52447	00172518	16008277	WEEDEATER HEADS PUBLIC WORKS	09/15/17	259648	475.30-
ALLBRITTON CHAIN SAW & L							
Sum							475.30-
00001 ALWAYS IN STITCHES	2982	00173039	16007963	SHIP CHG PO#172378	09/15/17	259649	10.53-

ALWAYS IN STITCHES
Sum 10.53-

00001	AMERICAN PRINTING & OFFI	7227	00171445	16008249	MAGNET SIGN POLICE DEPT	09/15/17	259651	50.00-

AMERICAN PRINTING & OFFI
Sum 50.00-

00001	AMERICAN PUBLIC WORKS AS	REG BARNES 1	00173081	16007987	REG BARNES CONF BILOXI	09/15/17	259652	200.00-

AMERICAN PUBLIC WORKS AS
Sum 200.00-

00001	ANOINTED HANDS SERVICES,	5138	00173093	16007953	SERVS 9/17 EMP MED CLINIC	09/15/17	259653	280.00-

ANOINTED HANDS SERVICES,
Sum 280.00-

00001	ARNOLD LINE WATER ASSN I	2145 8/21/17	00201712	16008019	SERV 7/20-8/18/17 #8 FIRE STA	09/15/17	259655	28.00-

ARNOLD LINE WATER ASSN I
Sum 28.00-

00001	AT&T	601M31822200	02017787	16008023	SERV 8/23-9/22/17 POLICE	09/15/17	259656	413.50-
00001	AT&T	601M23905500	00201712	16008147	AUTO LOC 8/28-9/27 POLICE	09/15/17	259657	202.00-

AT&T
Sum 615.50-

00001	AT&T CAPITAL SERVICES	3019532	00173448	16008393	INTERACT CAD/GIS POLICE DEPT	09/15/17	259658	12,744.91-

AT&T CAPITAL SERVICES
Sum 12,744.91-

00001	AT&T LONG DISTANCE SERVI	0267529014	02017824	16008282	LONG DIST/ONE NET SERVICE	09/15/17	259659	254.84-

AT&T LONG DISTANCE SERVI
Sum 254.84-

00001	AUDIO VIDEO SPECIALIST	8696	00172385	16008255	CAMERA SYSTEM DISPATCH CENTER	09/15/17	259660	1,245.91-

AUDIO VIDEO SPECIALIST
Sum 1,245.91-

00001	AUTO ARMATURE SERVICE IN	09386	00172769	16007995	BATTERY U#19292 SANIT	09/15/17	259662	112.95-
00001	AUTO ARMATURE SERVICE IN	09387	00172769	16007996	BATTERIES U#14405 SANIT	09/15/17	259662	285.90-
00001	AUTO ARMATURE SERVICE IN	09388	00172769	16007997	BATTERY U#14715 SANIT	09/15/17	259662	125.95-
00001	AUTO ARMATURE SERVICE IN	4264	00173054	16008116	STARTERS UTILITY VEHICLES	09/15/17	259662	219.90-
00001	AUTO ARMATURE SERVICE IN	09394	00172809	16008251	BATTERIES U#20429/17895	09/15/17	259662	366.90-
00001	AUTO ARMATURE SERVICE IN	09398	00172924	16008252	BATTERY U#16422 POLICE	09/15/17	259662	119.95-
00001	AUTO ARMATURE SERVICE IN	08493	00173006	16008253	BATTERIES U#20426/16414	09/15/17	259662	305.90-
00001	AUTO ARMATURE SERVICE IN	09405	00173191	16008264	BATTERY U#10810 TRAFFIC	09/15/17	259662	127.95-
00001	AUTO ARMATURE SERVICE IN	09399	00172961	16008391	BATTERIES U#7526 AIRPORT	09/15/17	259662	277.90-
00001	AUTO ARMATURE SERVICE IN	09400	00172961	16008392	BATTERIES U#19755 AIIRPORT	09/15/17	259662	285.90-

AUTO ARMATURE SERVICE IN
Sum 2,229.20-

00001	AUTOMOTIVE GLASS SPECIAL	I217452	00172701	16008087	WINDOW REPR U#18762 POLICE	09/15/17	259663	245.00-
00001	AUTOMOTIVE GLASS SPECIAL	I217386	00172952	16008088	DOOR REPR U#17894 POLICE	09/15/17	259663	225.00-
00001	AUTOMOTIVE GLASS SPECIAL	I217687	00172952	16008089	WINDOW REPR U#17113 POLICE	09/15/17	259663	325.00-
00001	AUTOMOTIVE GLASS SPECIAL	I217450	00172941	16008096	DOOR REPR U#13932 FIRE DEPT	09/15/17	259663	175.00-

00001	AUTOMOTIVE GLASS SPECIAL	I217458	00172692	16008109	GLASS REPR U#14956	09/15/17	259663	568.00-
00001	AUTOMOTIVE GLASS SPECIAL	I217598	00172788	16008115	WINDSHIELD U#18602 CEMETERY	09/15/17	259663	325.00-
00001	AUTOMOTIVE GLASS SPECIAL	I217783	00173157	16008266	WINDSHIELD U#16007	09/15/17	259663	325.00-
AUTOMOTIVE GLASS SPECIAL								
Sum								2,188.00-
00001	BARNES, LARRY	TRAV ADVANCE	00173082	16007983	TRAV ADV APA CONF BILOXI	09/15/17	259666	347.00-
BARNES, LARRY								
Sum								347.00-
00001	BATTERIES PLUS BULBS #63	634-118982	00172987	16008111	FLASHLIGHT BATTERIES CONSTR	09/15/17	259667	82.84-
BATTERIES PLUS BULBS #63								
Sum								82.84-
00001	BERNARDO, DEBRA	TRAV ADVANCE	00173296	16008209	TRAV ADV MML MEETING TUNICA	09/15/17	259669	437.00-
00001	BERNARDO, DEBRA	TRAV ADVANCE	00173297	16008210	TRAV ADV MASTER MUN CLK MEET	09/15/17	259670	798.00-
BERNARDO, DEBRA								
Sum								1,235.00-
00001	BLOSSMAN GAS INC	1771927	00173206	16008265	PROPANE U#20067	09/15/17	259671	39.00-
BLOSSMAN GAS INC								
Sum								39.00-
00001	BODY TECH INC	4750 PO#1731	00173159	16008274	PAINT TAILGATE U#18608 CONSTR	09/15/17	259674	377.10-
BODY TECH INC								
Sum								377.10-
00001	BRACKMAN MOWER WAREHOUSE	31867	00171966	16008007	REPR PTS U#18707 HEALTH	09/15/17	259676	30.68-
00001	BRACKMAN MOWER WAREHOUSE	33919	00173114	16008189	CHAINSAW CHAINS TREE CREW	09/15/17	259676	154.94-
00001	BRACKMAN MOWER WAREHOUSE	33920	00173112	16008190	CHAINSAW TREE CREW SUPERVISOR	09/15/17	259676	489.99-
BRACKMAN MOWER WAREHOUSE								
Sum								675.61-
00001	BRUCE ROSSMEYERS DAYTONA	10012017	00173409	16008375	MOTORCYCLE LEASE 10-12/17	09/15/17	259678	12,420.00-
BRUCE ROSSMEYERS DAYTONA								
Sum								12,420.00-
00001	BRUNINI	222558	00173120	16008073	SERVS 7/17 GENERAL-SSO	09/15/17	259679	13,294.44-
BRUNINI								
Sum								13,294.44-
00001	CARQUEST AUTO PARTS STOR	14758-95564	00172105	16007977	REPR PTS U#18547	09/15/17	259683	107.89-
00001	CARQUEST AUTO PARTS STOR	14758-95542	00172635	16007998	REPR PTS VARI SANIT UNITS	09/15/17	259683	62.86-
00001	CARQUEST AUTO PARTS STOR	14758-90305	00171320	16008159	REPR PTS U#19345 POLICE	09/15/17	259683	130.99-
00001	CARQUEST AUTO PARTS STOR	14758-88616	00171320	16008160	REPR PTS U#19345 POLICE	09/15/17	259683	326.09-
00001	CARQUEST AUTO PARTS STOR	14758-93883	00171320	16008161	REPR PTS U#19343 POLICE	09/15/17	259683	73.85-
00001	CARQUEST AUTO PARTS STOR	14758-89977	00171320	16008162	REPR PTS U#19343 POLICE	09/15/17	259683	162.04-
00001	CARQUEST AUTO PARTS STOR	14758-89978	00171320	16008163	REPR PTS U#17708 POLICE	09/15/17	259683	60.72-
00001	CARQUEST AUTO PARTS STOR	14758-90767	00171320	16008164	REPR PTS U#17578 POLICE	09/15/17	259683	130.99-
00001	CARQUEST AUTO PARTS STOR	14758-93884	00171320	16008165	REPR PTS U#17578 POLICE	09/15/17	259683	326.09-
00001	CARQUEST AUTO PARTS STOR	14758-90607	00171320	16008166	REPR PTS U#17578 POLICE	09/15/17	259683	20.60-
00001	CARQUEST AUTO PARTS STOR	14758-90914	00171320	16008167	REPR PTS U#18204 POLICE	09/15/17	259683	86.54-

00001	CARQUEST AUTO PARTS STOR	14758-90596	00171320	16008168	REPR PTS U#16642 POLICE	09/15/17	259683	54.81-
00001	CARQUEST AUTO PARTS STOR	14758-90170	00171320	16008169	REPR PTS POLICE STOCK	09/15/17	259683	21.83-
CARQUEST AUTO PARTS STOR								
Sum								1,565.30-
00001	CENTER FOR GOVERNMENT AN	REG JONES 10	00173118	16008068	REG JONES MMCCA CERTIF TRNG	09/15/17	259685	200.00-
00001	CENTER FOR GOVERNMENT AN	REG BERANTDO	00173295	16008211	REG BERNARDO SESSION STARKVLE	09/15/17	259686	100.00-
CENTER FOR GOVERNMENT AN								
Sum								300.00-
00001	CENTRAL SUNBELT FED CRED	DAMAGE DEP R	02017820	16008284	DAMAGE DEPOSIT REFUND	09/15/17	259688	100.00-
CENTRAL SUNBELT FED CRED								
Sum								100.00-
00001	CERTIFIED LABORATORIES	2838271	00172794	16007974	DEGREASER FOR SHOP	09/15/17	259689	1,500.00-
CERTIFIED LABORATORIES								
Sum								1,500.00-
00001	CHIEF LAW ENFORCEMENT SU	222501	00172963	16008196	FIRE SCENE BARRICADE TAPE	09/15/17	259690	284.25-
CHIEF LAW ENFORCEMENT SU								
Sum								284.25-
00001	CINTAS CORPORATION #J66	J66553739	00173027	16008011	UNIFORMS 8/28 TRAFFIC	09/15/17	259695	40.44-
00001	CINTAS CORPORATION #J66	J66553739	00173027	16008012	UNIFORMS 8/28 PUBLIC WORKS	09/15/17	259695	60.63-
00001	CINTAS CORPORATION #J66	J66553739	00173027	16008013	UNIFORMS 8/28 PUBLIC WORKS	09/15/17	259695	30.44-
00001	CINTAS CORPORATION #J66	J66553739	00173027	16008014	UNIFORMS 8/28 PUBLIC WORKS	09/15/17	259695	10.00-
00001	CINTAS CORPORATION #J66	J66553739	00173027	16008015	UNIFORMS 8/28 SHOP	09/15/17	259695	61.00-
00001	CINTAS CORPORATION #J66	J66553739	00173027	16008016	UNIFORMS 8/28 CONSTR	09/15/17	259695	77.83-
00001	CINTAS CORPORATION #J66	J66553739	00173027	16008017	UNIFORMS 8/28 SANIT	09/15/17	259695	207.09-
00001	CINTAS CORPORATION #J66	J66553739	00173027	16008018	UNIFORMS 8/28 HEALTH	09/15/17	259695	159.02-
00001	CINTAS CORPORATION #J66	J66553741	00173106	16008102	MATS 8/28 TRAFFIC	09/15/17	259695	7.90-
00001	CINTAS CORPORATION #J66	J66553740	00173106	16008103	MOP/MAT 8/28 GO&FS	09/15/17	259695	24.04-
00001	CINTAS CORPORATION #J66	J66553738	00173106	16008104	MOP/MAT 8/28 SANIT	09/15/17	259695	24.96-
00001	CINTAS CORPORATION #J66	J66554509	00173261	16008222	UNIFORMS 9/04 TRAFFIC	09/15/17	259695	42.15-
00001	CINTAS CORPORATION #J66	J66554509	00173261	16008223	UNIFORM 9/04 PUBLIC WORKS	09/15/17	259695	60.63-
00001	CINTAS CORPORATION #J66	J66554509	00173261	16008224	UNIFORMS 9/04 PUBLIC WORKS	09/15/17	259695	10.00-
00001	CINTAS CORPORATION #J66	J66554509	00173261	16008225	UNIFORMS 9/04 PUBLIC WORKS	09/15/17	259695	30.44-
00001	CINTAS CORPORATION #J66	J66554509	00173261	16008226	UNIFORMS 9/04 GO&FS	09/15/17	259695	61.00-
00001	CINTAS CORPORATION #J66	J66554509	00173261	16008227	UNIFORMS 9/04 CONSTR	09/15/17	259695	77.83-
00001	CINTAS CORPORATION #J66	J66554509	00173261	16008228	UNIFORMS 9/04 SANIT	09/15/17	259695	176.20-
00001	CINTAS CORPORATION #J66	J66554509	00173261	16008229	UNIFORMS 9/04 HEALTH	09/15/17	259695	159.02-
00001	CINTAS CORPORATION #J66	J66554508	00173262	16008230	MATS 9/04 TRAFFIC	09/15/17	259695	7.90-
00001	CINTAS CORPORATION #J66	J66554510	00173262	16008231	MOP/MAT 9/04 GO&FS	09/15/17	259695	24.04-
00001	CINTAS CORPORATION #J66	J66554508	00173262	16008232	MOP/MAT 9/04 SANIT	09/15/17	259695	24.96-
CINTAS CORPORATION #J66								
Sum								1,377.52-
00001	CITY OF HATTIESBURG FUND	TRF 2ND 9/17	02017831	16008394	TRF 2ND 9/17 PAYROLL	09/13/17	112149	1,079,990.77-
CITY OF HATTIESBURG FUND								
Sum								1,079,990.77-
00001	CLEMTS HARDWARE	118788	00173156	16008233	PITCHFORK/RAKES	09/15/17	259697	113.95-

CLEMTS HARDWARE								
Sum								113.95-
00001	CMC RESCUE INC	419666	00173085	16008355	RESCUE EQUIP P/F ACADEMY	09/15/17	259698	1,056.00-
CMC RESCUE INC								
Sum								1,056.00-
00001	COMCAST CABLEVISION OF H	095777910210	00173435	16008374	CONVERTER BOX LEASE 9/17	09/15/17	259702	127.83-
00001	COMCAST CABLEVISION OF H	095776394130	00173400	16008380	CABLE 9/17 TRAFFIC/CONSTR	09/15/17	259703	6.71-
COMCAST CABLEVISION OF H								
Sum								134.54-
00001	COMPREHENSIVE RADIOLOGY	ICRS236401 S	00173043	16008032	SRV 8/9/17 SINCLAIR PRISONER	09/15/17	259705	37.00-
00001	COMPREHENSIVE RADIOLOGY	ICRS235764 J	00173043	16008033	SRV 8/4/17 JOHNSON PRISONER	09/15/17	259705	687.00-
00001	COMPREHENSIVE RADIOLOGY	ICRS235764 J	00173043	16008034	SRV 8/5/17 JOHNSON PRISONER	09/15/17	259705	160.00-
00001	COMPREHENSIVE RADIOLOGY	ICRS116396 C	00173043	16008035	SRV 8/6/17 CROMWELL PRISONER	09/15/17	259705	37.00-
00001	COMPREHENSIVE RADIOLOGY	ICRS64295 SA	00173043	16008036	SRV 83/17 SANTEE PRISONER	09/15/17	259705	37.00-
00001	COMPREHENSIVE RADIOLOGY	ICRS64295 SA	00173043	16008037	SRV 8/7/17 SANTEE PRISONER	09/15/17	259705	323.00-
00001	COMPREHENSIVE RADIOLOGY	ICRS64295 SA	00173043	16008038	SRV 8/7/17 SANTEE PRISONER	09/15/17	259705	540.02-
00001	COMPREHENSIVE RADIOLOGY	ICRS64295 SA	00173043	16008039	SRV 8/7/17 SANTEE PRISONER	09/15/17	259705	198.01-
00001	COMPREHENSIVE RADIOLOGY	ICRS64295 SA	00173043	16008040	SRV 8/4/17 SANTEE PRISONER	09/15/17	259705	39.00-
COMPREHENSIVE RADIOLOGY								
Sum								2,058.03-
00001	COOK, TERRANCE T. (REFUN	MUNICIPAL CO	02017816	16008202	MUNICIPAL COURT REFUND	09/15/17	259706	191.50-
COOK, TERRANCE T. (REFUN								
Sum								191.50-
00001	COPELAND, CHARLES	TRV ADVANCE	00173273	16008216	TRAV ADV MACE CNF ROBINSONVLE	09/15/17	259708	374.00-
COPELAND, CHARLES								
Sum								374.00-
00001	CORE RIFLE SYSTEMS	2017-28125	00172421	16008090	RIFLES W/OPTICS FOR PATROL	09/15/17	259709	37,656.60-
CORE RIFLE SYSTEMS								
Sum								37,656.60-
00001	COURTESY MOTORS INC	466331	00172858	16007994	TAILGATE U#18608 CONSTR	09/15/17	259710	448.19-
COURTESY MOTORS INC								
Sum								448.19-
00001	CRAIN TRACTOR & EQUIPMEN	CP45158	00172260	16008362	REPR PTS U#11356 SANIT	09/15/17	259712	376.88-
00001	CRAIN TRACTOR & EQUIPMEN	CP45160	00172260	16008363	REPR PTS U#15516 SANIT	09/15/17	259712	846.70-
00001	CRAIN TRACTOR & EQUIPMEN	CP45161	00172260	16008364	REPR PTS U#20373 SANIT	09/15/17	259712	541.52-
CRAIN TRACTOR & EQUIPMEN								
Sum								1,765.10-
00001	CUSTOM PRODUCTS CORP	293929	00172774	16008091	FRAMES FOR NO PARKING SIGNS	09/15/17	259715	355.74-
CUSTOM PRODUCTS CORP								
Sum								355.74-
00001	DAKTECH COMPUTERS	INV0331800	00172945	16008070	DISCOVERY DESKTOP/MONITORS	09/15/17	259717	1,308.00-
00001	DAKTECH COMPUTERS	INV0331823	00172964	16008118	DISCOVERY DESKTOP PK DIV	09/15/17	259717	1,083.00-

DAKTECH COMPUTERS								
Sum								2,391.00-
00001	DENNY, MARK	REG FEE REIM	00173298	16008213	REIMB S MS SWAT TRAINING FEE	09/15/17	259718	150.00-
DENNY, MARK								
Sum								150.00-
00001	DENSON OIL COMPANY INC	106536	00172709	16007939	GAS FOR FUEL STATION	09/15/17	259719	11,050.04-
DENSON OIL COMPANY INC								
Sum								11,050.04-
00001	ECONOMY SUPPLY CO	280093	00172932	16008242	STANDING CHALK BOARD M/ADM	09/15/17	259721	480.00-
00001	ECONOMY SUPPLY CO	280694	00173228	16008271	MORTAR MIX DRNGE DEPT	09/15/17	259721	836.50-
00001	ECONOMY SUPPLY CO	280795	00173264	16008311	FENCE MATLS 410 MANDALAY DR	09/15/17	259721	134.50-
ECONOMY SUPPLY CO								
Sum								1,451.00-
00001	EDDIE PEARSON ROOFING, L	1688	00163350	16008128	ROOFING PROJECT CITY HALL	09/15/17	259722	42,000.00-
EDDIE PEARSON ROOFING, L								
Sum								42,000.00-
00001	ELECTION SYSTEMS & SOFTW	1011523	00173232	16008151	ELECTION RENTAL FEES	09/15/17	259723	16,835.00-
ELECTION SYSTEMS & SOFTW								
Sum								16,835.00-
00001	EMERGENCY EQUIPMENT PROF	427446	00170796	16007969	REPR PTS U#11353 FIRE DEPT	09/15/17	259725	30.50-
00001	EMERGENCY EQUIPMENT PROF	429031	00172453	16007970	REPR PTS U#15491 FIRE DEPT	09/15/17	259725	2,348.50-
00001	EMERGENCY EQUIPMENT PROF	429515	00170483	16008257	NEW FIREFIGHTER HELMET BADGE	09/15/17	259725	40.03-
00001	EMERGENCY EQUIPMENT PROF	429364	00172531	16008356	PORTABLE TEST STATIONS	09/15/17	259725	2,248.17-
EMERGENCY EQUIPMENT PROF								
Sum								4,667.20-
00001	EMERGENCY MEDICAL PRODUC	1930247	00172902	16007960	RESCUE EQUIP P/F ACADEMY	09/15/17	259726	676.50-
EMERGENCY MEDICAL PRODUC								
Sum								676.50-
00001	EVANS, TERESA WILLIAMS	TRAV ADVANCE	00173009	16007984	TRAV ADV MAGPP WORKSHOP JKSN	09/15/17	259728	601.00-
EVANS, TERESA WILLIAMS								
Sum								601.00-
00001	FARRIS, JONATHAN M ATTOR	20292	00173364	16008316	PRO TEM JUDGE 4/17-6/17	09/15/17	259730	4,830.00-
00001	FARRIS, JONATHAN M ATTOR	20293	00173365	16008317	PRO TEM JUDGE 7/17-8/17	09/15/17	259730	6,450.00-
FARRIS, JONATHAN M ATTOR								
Sum								11,280.00-
00001	FASTENAL COMPANY	MSHAT201733	00172356	16008310	TOUCHLESS TOWEL DISPENSER	09/15/17	259731	113.00-
FASTENAL COMPANY								
Sum								113.00-
00001	FERGUSON ENTERPRISES INC	6903812	00171248	16008095	TRAILER SUPP #2 FIRE TORNADO	09/15/17	259732	311.98-
FERGUSON ENTERPRISES INC								

Sum								311.98-
00001	FERRARA FIRE APPARATUS I	INV131063	00172687	16008256	FIRE HOSE NOZZLES	09/15/17	259733	9,755.00-
FERRARA FIRE APPARATUS I								
Sum								9,755.00-
00001	FORREST GENERAL HOSPITAL	H90079427700	00173105	16008097	SRVS 8/3/17 SANTEE PRISONER	09/15/17	259742	9,844.40-
00001	FORREST GENERAL HOSPITAL	H90079498700	00173105	16008098	SRVS 8/4/17 JOHNSON PRISONER	09/15/17	259742	17,391.80-
00001	FORREST GENERAL HOSPITAL	H90079540600	00173105	16008099	SRVS 8/4/17 JOHNSON PRISONER	09/15/17	259742	2,170.00-
00001	FORREST GENERAL HOSPITAL	H90079585600	00173105	16008100	SRVS 8/7/17 SANTEE PRISONER	09/15/17	259742	17,791.00-
00001	FORREST GENERAL HOSPITAL	H90079547600	00173105	16008101	SRVS 8/6-7 CROMWELL PRISONER	09/15/17	259742	22,658.60-
FORREST GENERAL HOSPITAL								
Sum								69,855.80-
00001	FORREST GENERAL HOSPITAL	EAP CHARGE 9	00173122	16008074	EAP CHARGE 9/17	09/15/17	259743	1,785.00-
FORREST GENERAL HOSPITAL								
Sum								1,785.00-
00001	FUELMAN OF MS	BG127044 NP5	00173017	16007954	FUEL CHGS 8/14-20/17 POLICE	09/15/17	259745	21.70-
00001	FUELMAN OF MS	BG127044 NP5	00173134	16008093	FUEL CHG 8/25/17 BURNHAM	09/15/17	259745	27.31-
00001	FUELMAN OF MS	BG127044 NP5	00173171	16008132	FUEL CHGS 9/21-27/17 POLICE	09/15/17	259745	47.96-
00001	FUELMAN OF MS	BG127044 NP5	00173370	16008322	FUEL CHGS 8/28-9/3/17 POLICE	09/15/17	259745	76.08-
FUELMAN OF MS								
Sum								173.05-
00001	FV RECYCLING	2017-54092	00173164	16008143	RECYCLE FEES 8/17 SANIT	09/15/17	259746	26.00-
00001	FV RECYCLING	2017-54093	00173164	16008144	RECYCLE FEES 8/17 SANIT	09/15/17	259746	125.00-
00001	FV RECYCLING	2017-84094	00173164	16008145	RECYCLE FEES 9/17 SANIT	09/15/17	259746	25.00-
00001	FV RECYCLING	2017-54120	00173299	16008238	RECYCLE FEES 9/17 SANIT	09/15/17	259746	73.50-
00001	FV RECYCLING	2017-54113	00173299	16008239	RECYCLE FEES 9/17 SANIT	09/15/17	259746	20.00-
00001	FV RECYCLING	2017-54112	00173299	16008240	RECYCLE FEES 9/17 SANIT	09/15/17	259746	17.00-
00001	FV RECYCLING	2017-54166	00173376	16008326	RECYCLE FEES 9/17 SANIT	09/15/17	259746	75.00-
FV RECYCLING								
Sum								361.50-
00001	GALL'S LLC	008005776	00172189	16008248	CLOTH ALLOW SHOES MAJOR SIMS	09/15/17	259747	136.90-
GALL'S LLC								
Sum								136.90-
00001	GALLOWAY, JOHN (REFUND)	CEMETERY SPA	02017811	16008205	BUY BACK CEMETERY SPACE	09/11/17	112143	525.00-
GALLOWAY, JOHN (REFUND)								
Sum								525.00-
00001	GARNER LUMLEY ELECTRIC S	540888	00172755	16008250	ELEC SUPP FOR POWER POLES	09/15/17	259748	206.64-
00001	GARNER LUMLEY ELECTRIC S	541316	00173163	16008313	BLACK CABLE TIES CONSTR DEPT	09/15/17	259748	182.50-
GARNER LUMLEY ELECTRIC S								
Sum								389.14-
00001	GILLILANDS ELECTRONICS S	64856	00173186	16008127	PANIC BUTTONS PK/WTR C HALL	09/15/17	259750	221.36-
00001	GILLILANDS ELECTRONICS S	64936	00173188	16008141	INSTALL JACKS SANIT OFFICE	09/15/17	259750	108.48-
00001	GILLILANDS ELECTRONICS S	64955	00173204	16008153	LOCK REPR ADM DEPT DOOR	09/15/17	259750	155.00-
00001	GILLILANDS ELECTRONICS S	64946	00173207	16008185	LABOR CHECK GAS PUMP CABLE	09/15/17	259750	75.00-
00001	GILLILANDS ELECTRONICS S	64970	00173227	16008376	CONNECT #2 FIRE TO DISPATCH	09/15/17	259750	1,500.00-

00001	GILLILANDS ELECTRONICS S	64969	00173314	16008384	LABELS FOR NEC PHONES	09/15/17	259750	56.25-
GILLILANDS ELECTRONICS S								
Sum								2,116.09-
00001	GLOBAL SECURITY COMPANY	10162 10165	02017822	16008285	SECURITY DETAIL 9/15/17	09/15/17	259752	375.38-
GLOBAL SECURITY COMPANY								
Sum								375.38-
00001	GOV CONNECTION INC	55087022	00172488	16007951	UNITRENDS RECOVERY SUPPORT	09/15/17	259753	5,655.25-
00001	GOV CONNECTION INC	55079166	00172488	16007971	CREDIT	09/15/17	259753	90.25
GOV CONNECTION INC								
Sum								5,565.00-
00001	GROVER BROS RESTAURANT &	18875	00171120	16008078	ICE MAKER TORNADO 2017	09/15/17	259755	2,798.20-
GROVER BROS RESTAURANT &								
Sum								2,798.20-
00001	H'BURG CLINIC PA (ACCT#2	1028000103 4	00173051	16008024	PSY TEST(3) VARI INDIV	09/15/17	259759	825.00-
H'BURG CLINIC PA (ACCT#2								
Sum								825.00-
00001	H'BURG CLINIC PA (PRISON	1069738760 B	00173042	16008041	SRV 2/14/16 BLAKELY PRISONER	09/15/17	259758	30.00-
00001	H'BURG CLINIC PA (PRISON	1070290670 H	00173042	16008042	SRV 2/26/16 HATTEN PRISONER	09/15/17	259758	15.00-
00001	H'BURG CLINIC PA (PRISON	1070290680 H	00173042	16008043	SRV 2/26/16 HATTEN PRISONER	09/15/17	259758	75.00-
00001	H'BURG CLINIC PA (PRISON	1096412360 J	00173042	16008044	SRV 8/4/17 JOHNSON PRISONER	09/15/17	259758	90.00-
00001	H'BURG CLINIC PA (PRISON	1096412360 J	00173042	16008045	SRV 8/4/17 JOHNSON PRISONER	09/15/17	259758	90.00-
00001	H'BURG CLINIC PA (PRISON	1096412360 J	00173042	16008046	SRV 8/4/17 JOHNSON PRISONER	09/15/17	259758	30.00-
00001	H'BURG CLINIC PA (PRISON	1096545980 J	00173042	16008047	SRV 8/5/17 JOHNSON PRISONER	09/15/17	259758	364.00-
00001	H'BURG CLINIC PA (PRISON	1096412370 J	00173042	16008048	SRV 8/5/17 JOHNSON PRISONER	09/15/17	259758	90.00-
00001	H'BURG CLINIC PA (PRISON	1096412370 J	00173042	16008049	SRV 8/5/17 JOHNSON PRISONER	09/15/17	259758	45.00-
00001	H'BURG CLINIC PA (PRISON	1096412380 J	00173042	16008050	SRV 8/6/17 JOHNSON PRISONER	09/15/17	259758	45.00-
00001	H'BURG CLINIC PA (PRISON	1096891560 S	00173042	16008051	SRV 8/9/17 SINCLAIR PRISONER	09/15/17	259758	15.00-
00001	H'BURG CLINIC PA (PRISON	1096546000 S	00173042	16008052	SRV 8/4/17 SANTEE PRISONER	09/15/17	259758	364.00-
00001	H'BURG CLINIC PA (PRISON	1096545990 S	00173042	16008053	SRV 8/7/17 SANTEE PRISONER	09/15/17	259758	90.00-
00001	H'BURG CLINIC PA (PRISON	1096545990 S	00173042	16008054	SRV 8/7/17 SANTEE PRISONER	09/15/17	259758	60.00-
00001	H'BURG CLINIC PA (PRISON	1069738750 S	00173042	16008055	SRV 2/16/16 SANDERS PRISONER	09/15/17	259758	90.00-
00001	H'BURG CLINIC PA (PRISON	1069738750 S	00173042	16008056	SRV 2/16/16 SANDERS PRISONER	09/15/17	259758	90.00-
00001	H'BURG CLINIC PA (PRISON	1069738740 S	00173042	16008057	SRV 2/17/16 SANDERS PRISONER	09/15/17	259758	90.00-
00001	H'BURG CLINIC PA (PRISON	1083129000 P	00173047	16008058	SRV 11/15/16 PEARSON PRISONER	09/15/17	259758	94.00-
00001	H'BURG CLINIC PA (PRISON	1069843750 S	00173047	16008059	SRV 2/16/17 SANDERS PRISONER	09/15/17	259758	405.00-
00001	H'BURG CLINIC PA (PRISON	1063155061 L	00173047	16008060	SRV 5/26/15 LEWIS PRISONER	09/15/17	259758	273.00-
00001	H'BURG CLINIC PA (PRISON	1055906820 H	00173047	16008061	SRV 9/14/14 HAUSER PRISONER	09/15/17	259758	30.00-
00001	H'BURG CLINIC PA (PRISON	1055906830 H	00173047	16008062	SRV 9/14/14 HAUSER PRISONER	09/15/17	259758	15.00-
00001	H'BURG CLINIC PA (PRISON	1055906860 S	00173047	16008063	SRV 9/9/14 SLEDGE PRISONER	09/15/17	259758	15.00-
00001	H'BURG CLINIC PA (PRISON	1055906850 S	00173047	16008064	SRV 9/9/14 SLEDGE PRISONER	09/15/17	259758	15.00-
H'BURG CLINIC PA (PRISON								
Sum								2,520.00-
00001	H'BURG COCA COLA BOTTLIN	1097217649	00170826	16008243	WATER/POWERADE M/ADM	09/15/17	259760	228.50-
00001	H'BURG COCA COLA BOTTLIN	1097217718	00170826	16008280	POWERADE M/ADM	09/15/17	259760	48.20-
00001	H'BURG COCA COLA BOTTLIN	1097217717	00170826	16008281	CREDIT	09/15/17	259760	160.00
00001	H'BURG COCA COLA BOTTLIN	1097214145	00166978	16008286	BOTTLED WATER M/ADM	09/15/17	259760	66.50-

H'BURG COCA COLA BOTTLIN							
Sum							183.20-
00001	H'BURG CYCLES INC	1824369	00168594	16008304	BRAKE/SWITCH REPRS	09/15/17	259761	284.42-
H'BURG CYCLES INC							
Sum							284.42-
00001	H'BURG MOOSE LODGE # 180	VOTING PRECI	00173233	16008149	VOTING PRECINCT RENTAL FEE	09/15/17	259762	800.00-
H'BURG MOOSE LODGE # 180							
Sum							800.00-
00001	HALL, LAKESHIA	TRAV ADVANCE	00173270	16008217	TRAV ADV MACE CNF ROBINSONVLE	09/15/17	259763	374.00-
HALL, LAKESHIA							
Sum							374.00-
00001	HALL'S ALIGNMENT SERVICE	PO#172910 9/	00172910	16008195	REPRS U#14516 P/F ACADEMY	09/15/17	259765	828.08-
HALL'S ALIGNMENT SERVICE							
Sum							828.08-
00001	HARBOR FREIGHT	814374	00172831	16007993	DRYWALL PANEL LIFT CONSTR DEP	09/15/17	259767	214.99-
HARBOR FREIGHT							
Sum							214.99-
00001	HATTIESBURG AMERICAN-ACC	H12998 60719	00173245	16008150	CITY WIDE ADS AND NOTICES	09/15/17	259756	2,243.23-
HATTIESBURG AMERICAN-ACC							
Sum							2,243.23-
00001	HATTIESBURG HYDRAULICS I	70758	00172891	16007978	REPR PTS U#20503 STREET	09/15/17	259771	70.00-
00001	HATTIESBURG HYDRAULICS I	70759	00172891	16007979	REPR PTS U#17413 SHOP	09/15/17	259771	87.60-
00001	HATTIESBURG HYDRAULICS I	69859	00171240	16008258	REPR PTS U#13932 FIRE DEPT	09/15/17	259771	57.87-
00001	HATTIESBURG HYDRAULICS I	69930	00171425	16008267	REPR PTS U#20503	09/15/17	259771	35.00-
00001	HATTIESBURG HYDRAULICS I	69732	00171167	16008275	REPR PTS U#20373 SANIT	09/15/17	259771	202.06-
00001	HATTIESBURG HYDRAULICS I	69733	00171167	16008276	REPR PTS U#15892 SANIT	09/15/17	259771	254.57-
00001	HATTIESBURG HYDRAULICS I	70353	00172104	16008301	REPR PTS U#19887 SANIT	09/15/17	259771	64.25-
00001	HATTIESBURG HYDRAULICS I	70518	00172294	16008387	REPR PTS U#15892	09/15/17	259771	88.91-
00001	HATTIESBURG HYDRAULICS I	70515	00172449	16008388	REPRS U#11356	09/15/17	259771	32.50-
00001	HATTIESBURG HYDRAULICS I	70516	00172449	16008389	REPR PTS U#11356	09/15/17	259771	127.70-
00001	HATTIESBURG HYDRAULICS I	70517	00172449	16008390	REPR PTS FOR SHOP	09/15/17	259771	715.57-
HATTIESBURG HYDRAULICS I							
Sum							1,736.03-
00001	HEAVYQUIP	131599-01	00172819	16008006	REPR PTS U#16076 ST CLEAN	09/15/17	259773	1,320.00-
HEAVYQUIP							
Sum							1,320.00-
00001	HICKS LAW FIRM, LLC	8310	00173322	16008288	SRVS RICKY WARD VS HPD	09/15/17	259775	740.00-
00001	HICKS LAW FIRM, LLC	8311	00173323	16008289	SRVS MT CARMEL LEGAL RESEARCH	09/15/17	259775	3,524.70-
HICKS LAW FIRM, LLC							
Sum							4,264.70-
00001	HOL-MAC CORPORATION	342215	00173177	16008278	REPR PTS U#14408 HEALTH	09/15/17	259777	99.12-

HOL-MAC CORPORATION
Sum 99.12-
00001 HOLLAND VETERINARY HOSPI ACCT#85 2532 00172704 16008247 DOG FOOD POLICE K-9 09/15/17 259778 514.20-

HOLLAND VETERINARY HOSPI
Sum 514.20-
00001 HONDA SPORTS CENTER PPO#173131 9 00173131 16008354 GENERATOR CABLE P/F ACADEMY 09/15/17 259779 39.99-

HONDA SPORTS CENTER
Sum 39.99-
00001 HUB CITY CONSTRUCTION IN 1234 00171862 16008067 NAMEPLATES COUNCIL CHAMBERS 09/15/17 259780 150.00-

HUB CITY CONSTRUCTION IN
Sum 150.00-
00001 HUGHES SUPPLY S150972486.0 00173018 16008272 A/C REPR PTS PURCHASING DEPT 09/15/17 259781 76.72-

HUGHES SUPPLY
Sum 76.72-
00001 INDOFF INC 3002562 00172934 16008092 JANIT SUPP FIRE DEPT 09/15/17 259784 982.34-
00001 INDOFF INC 3002565 00172898 16008113 OFFICE/ADV SUPP RECYCLE PROG 09/15/17 259784 444.28-
00001 INDOFF INC 3002536 00172903 16008114 PRINTER SUPP CEMETERY 09/15/17 259784 33.99-

INDOFF INC
Sum 1,460.61-
00001 INTL INSTITUTE OF MUNICI 31038 EATON 00173181 16008131 MBRSHP RNWL EATON 8/17-9/18 09/15/17 259785 125.00-
00001 INTL INSTITUTE OF MUNICI 29785 LARREM 00173373 16008321 2018 MBRSHP DUES LARREMORE 09/15/17 259785 100.00-

INTL INSTITUTE OF MUNICI
Sum 225.00-
00001 IRBY, STUART C CO S010345664.0 00172886 16008112 ELEC SUPP U#19101 CONSTR 09/15/17 259786 53.12-

IRBY, STUART C CO
Sum 53.12-
00001 J M H GRAPHICS 12068 00172834 16008009 MANAGER'S SHIRTS VARI EVENTS 09/15/17 259787 436.02-

J M H GRAPHICS
Sum 436.02-
00001 KELLY, C & WAYATT, C (RE DAMAGE DEP R 02017820 16008283 DAMAGE DEPOSIT REFUND 09/15/17 259798 300.00-

KELLY, C & WAYATT, C (RE
Sum 300.00-
00001 KIDD, TYWAN TRAV ADVANCE 00173269 16008219 TRAV ADV MACE CNF ROBINSONVLE 09/15/17 259801 374.00-

KIDD, TYWAN
Sum 374.00-
00001 KRONOS INCORPORATED 11218900 00172978 16007952 KRONOS TRNG EXPNS K WHITE 09/15/17 259804 1,403.81-
00001 KRONOS INCORPORATED 11222642 00173205 16008154 SOFTWARE SUPPORT 09/15/17 259804 9,088.00-

KRONOS INCORPORATED
Sum 10,491.81-
00001 LANCASTER'S MACHINE & WE 23278 00173102 16008359 SHEET ROCK ADAPTER CONSTR 09/15/17 259806 75.00-

LANCASTER'S MACHINE & WE
Sum 75.00-

00001	LARRY'S WRECKER SERVICE	3609	00173077	16007957	TOWING U#18205 POLICE	09/15/17	259807	55.00-
00001	LARRY'S WRECKER SERVICE	3610	00173077	16007958	TOWING U#18322 POLICE	09/15/17	259807	55.00-
00001	LARRY'S WRECKER SERVICE	3614	00173170	16008134	TOWING U#17573 POLICE	09/15/17	259807	55.00-
00001	LARRY'S WRECKER SERVICE	3619	00173345	16008292	TOWING U#17571 POLICE	09/15/17	259807	55.00-
00001	LARRY'S WRECKER SERVICE	3616	00173404	16008377	TOWING U#18555	09/15/17	259807	112.50-

LARRY'S WRECKER SERVICE
Sum 332.50-

00001	LINEBARGER GOGGAN BLAIR	8/31/17	02017830	16008315	POLICE FINES COLL.FEE	09/15/17	259810	635.50-

LINEBARGER GOGGAN BLAIR
Sum 635.50-

00001	LOCAL GOVERNMENT SERVICE	1666	00173180	16008130	NEGOTIATION FEES	09/15/17	259811	2,500.00-

LOCAL GOVERNMENT SERVICE
Sum 2,500.00-

00001	LOWE'S OF HATTIESBURG IN	953397	00172663	16007975	BAGS OF ASPHALT	09/15/17	259815	729.40-

LOWE'S OF HATTIESBURG IN
Sum 729.40-

00001	MAC HAIK CDJR LTD - FLOW	432291	00165573	16008309	OIL CHANGE U#20371 FIRE DEPT	09/15/17	259816	80.42-

MAC HAIK CDJR LTD - FLOW
Sum 80.42-

00001	MCELHANEY PLUMBING INC	259164	00172905	16007976	URINAL PUBLIC WORKS	09/15/17	259819	99.95-
00001	MCELHANEY PLUMBING INC	259383	00172885	16008010	PLUMB SUPP CIVIC CNTR GARAGE	09/15/17	259819	42.90-
00001	MCELHANEY PLUMBING INC	259516	00173103	16008175	PLUMB SUPP #6 FIRE STA	09/15/17	259819	19.90-
00001	MCELHANEY PLUMBING INC	258329	00171796	16008349	WTR FOUNTAIN PTS MUN COURT	09/15/17	259819	64.00-
00001	MCELHANEY PLUMBING INC	259834	00173332	16008361	PLUMB SUPP SANIT DEPT	09/15/17	259819	99.95-

MCELHANEY PLUMBING INC
Sum 326.70-

00001	MCKINLEY, ALLEN	TRAV ADVANCE	00173084	16007986	TRAV ADV MACE CNF ROBINSONVIL	09/15/17	259821	521.00-

MCKINLEY, ALLEN
Sum 521.00-

00001	MCMULLAN EQUIPMENT CO	377414	00172521	16008171	KEY FOB U#17596 POLICE	09/15/17	259822	214.00-

MCMULLAN EQUIPMENT CO
Sum 214.00-

00001	MEDICAL ANALYSIS-GHV	10259	00173184	16008129	MGMT/LAB FEES 8/17 EMP CLINIC	09/15/17	259823	30,117.75-

MEDICAL ANALYSIS-GHV
Sum 30,117.75-

00001	METRO CRIMESTOPPERS INC	CITY COURT C	02017790	16008125	CITY COURT COST 8/17	09/07/17	112135	867.64-

METRO CRIMESTOPPERS INC
Sum 867.64-

00001	MID SOUTH UNIFORM & SUPP	563562	00169050	16007955	BODY ARMOR RECRUIT CLASS	09/15/17	259824	3,554.00-

MID SOUTH UNIFORM & SUPP
Sum 3,554.00-

00001	MOLLY MAID	SERVS 9/17 H	00173211	16008191	SERVS 9/17 HILND CEMETERY	09/15/17	259825	245.00-

MOLLY MAID
Sum 245.00-

00001	MS ASSN GOVT PURCH/PROP	290932 EVANS	00172990	16007991	REG EVANS WORKSHOP JACKSON	09/15/17	259828	965.00-

MS ASSN GOVT PURCH/PROP
Sum 965.00-

00001	MS ASSN OF CODE ENFORCEM	REG MCKINLEY	00172999	16007988	REG MCKINLEY CONF ROBINSONVIL	09/15/17	259829	75.00-
00001	MS ASSN OF CODE ENFORCEM	REG PARKS 10	00172999	16007989	REG PARKS CONF ROBINSONVILLE	09/15/17	259829	75.00-
00001	MS ASSN OF CODE ENFORCEM	MBRSHP DUES	00172999	16007990	MBRSHP DUES K PARKS	09/15/17	259829	50.00-
00001	MS ASSN OF CODE ENFORCEM	REG JORDAN 1	00173243	16008178	REG JORDAN CONF ROBINSONVILLE	09/15/17	259829	75.00-
00001	MS ASSN OF CODE ENFORCEM	REG MYERS 10	00173243	16008179	REG MYERS CONF ROBINSONVILLE	09/15/17	259829	75.00-
00001	MS ASSN OF CODE ENFORCEM	REG COPELAND	00173243	16008180	REG COPELAND CNF ROBINSONVILE	09/15/17	259829	75.00-
00001	MS ASSN OF CODE ENFORCEM	REG HALL 10/	00173243	16008181	REG HALL CONF ROBINSONVILLE	09/15/17	259829	75.00-
00001	MS ASSN OF CODE ENFORCEM	REG RUSSELL	00173243	16008182	REG RUSSELL CNF ROBINSONVILLE	09/15/17	259829	75.00-
00001	MS ASSN OF CODE ENFORCEM	REG KIDD 10/	00173243	16008183	REG KIDD CONF ROBINSONVILLE	09/15/17	259829	75.00-
00001	MS ASSN OF CODE ENFORCEM	REG MUHAMMAD	00173243	16008184	REG MUHAMMAD CNF ROBINSONVILE	09/15/17	259829	75.00-

MS ASSN OF CODE ENFORCEM
Sum 725.00-

00001	MS GRASS NURSERY	28889	00172533	16008365	GRASS SOD CEMETERIES	09/15/17	259830	130.00-
00001	MS GRASS NURSERY	28980	00172533	16008366	GRASS SOD CEMETERIES	09/15/17	259830	130.00-

MS GRASS NURSERY
Sum 260.00-

00001	MS POWER COMPANY	9/17 GENERAL	00201723	16008330	MNTHLY ELEC-GENERAL	09/15/17	259831	10,650.34-

MS POWER COMPANY
Sum 10,650.34-

00001	MS STATE DEVELOPMENT AUT	GRANT #R-103	02017819	16008203	HCL LEVERAGE LENDER LLC	09/11/17	112141	10,117.67-

MS STATE DEVELOPMENT AUT
Sum 10,117.67-

00001	MS STATE/TREASURER/FINAN	FINE COLLECT	02017791	16008126	FINE COLLECTIONS 8/17	09/07/17	112136	45,389.61-

MS STATE/TREASURER/FINAN
Sum 45,389.61-

00001	MUHAMMAD, AKWETE	TRAV ADVANCE	00173366	16008323	TRAV ADV MACE CNF ROBINSONVLE	09/15/17	259833	374.00-

MUHAMMAD, AKWETE
Sum 374.00-

00001	MULTITECH OFFICE MACHINE	17081357	00172876	16008152	PRINTER SUPP HUMAN RES	09/15/17	259834	159.95-
00001	MULTITECH OFFICE MACHINE	17090102	00173162	16008305	PRINTER SUPP INFO TECH	09/15/17	259834	795.50-

MULTITECH OFFICE MACHINE
Sum 955.45-

00001	MYERS, KARNELLA	TRAV ADVANCE	00173272	16008220	TRAV ADV MACE CNF ROBINSONVLE	09/15/17	259836	374.00-

MYERS, KARNELLA

Sum								374.00-
00001	NAPA AUTO PARTS	5930-565391	00172906	16007968	DIESEL EXHAUST FLUID	09/15/17	259838	53.96-
00001	NAPA AUTO PARTS	557404	00173007	16007980	SHOP SUPP PUBLIC WORKS	09/15/17	259838	46.23-
00001	NAPA AUTO PARTS	5930-564762	00172416	16008215	REPR PTS U#15491/STOCK	09/15/17	259838	58.33-
00001	NAPA AUTO PARTS	5930-564423	00172207	16008294	MECHANIC SUPP FIRE DEPT	09/15/17	259838	41.74-
NAPA AUTO PARTS								
Sum								200.26-
00001	NATL INSTIT FOR PUBLIC P	267797	00173256	16008212	MBRSHP RENEWALS (6)	09/15/17	259839	605.00-
NATL INSTIT FOR PUBLIC P								
Sum								605.00-
00001	NATL PEN CO	109357361	00170606	16008079	BLUE PENS POLICE DEPT	09/15/17	259840	402.90-
NATL PEN CO								
Sum								402.90-
00001	NEEL-SCHAFFER INC	1046852 PH 1	00173412	16008373	SRV MT CARMEL CHURCH DEMOL	09/15/17	259841	26,969.42-
NEEL-SCHAFFER INC								
Sum								26,969.42-
00001	NEWELL PAPER COMPANY	4005502	00171793	16008245	JANIT SUPP CITY HALL	09/15/17	259843	414.20-
00001	NEWELL PAPER COMPANY	4005776	00171793	16008246	JANIT SUPP CITY HALL	09/15/17	259843	42.82-
00001	NEWELL PAPER COMPANY	4007671	00172519	16008297	RESTROOM SUPP PUBLIC WORKS	09/15/17	259843	314.31-
00001	NEWELL PAPER COMPANY	4008041	00172519	16008298	BATHROOM SUPP PUBLIC WORKS	09/15/17	259843	163.16-
00001	NEWELL PAPER COMPANY	4008130	00172519	16008299	RESTROOM SUPP PUBLIC WORKS	09/15/17	259843	98.31-
00001	NEWELL PAPER COMPANY	4009710	00173150	16008379	JANIT SUPP POLICE DEPT	09/15/17	259843	599.45-
NEWELL PAPER COMPANY								
Sum								1,632.25-
00001	OFFICE DEPOT INC	954495831001	00172321	16007972	SCANNERS LAND CODE DEPT	09/15/17	259844	1,103.95-
00001	OFFICE DEPOT INC	2102377702	00172726	16008080	OFFICE SUPP POLICE DEPT	09/15/17	259844	184.39-
00001	OFFICE DEPOT INC	956409009001	00172726	16008081	OFFICE SUPP POLICE DEPT	09/15/17	259844	427.41-
00001	OFFICE DEPOT INC	2102836034	00172773	16008350	OFFICE SUPP CFO OFFICE	09/15/17	259844	326.42-
OFFICE DEPOT INC								
Sum								2,042.17-
00001	OFFICE PRODUCTS PLUS	803391-0	00172513	16007964	OFFICE SUPP FIRE DEPT	09/15/17	259845	252.10-
00001	OFFICE PRODUCTS PLUS	803391-1	00172513	16007965	OFFICE SUPP FIRE DEPT	09/15/17	259845	12.34-
00001	OFFICE PRODUCTS PLUS	804851-0	00172911	16007966	OFFICE SUPP FIRE DEPT	09/15/17	259845	117.18-
00001	OFFICE PRODUCTS PLUS	805718-0	00173194	16008192	COPY PAPER PURCHASING DEPT	09/15/17	259845	349.90-
00001	OFFICE PRODUCTS PLUS	800657-0	00171849	16008367	BROCHURES FED/STATE PROG	09/15/17	259845	62.67-
00001	OFFICE PRODUCTS PLUS	803313-0	00172508	16008368	OFFICE SUPP FED/STATE PROG	09/15/17	259845	78.24-
00001	OFFICE PRODUCTS PLUS	800435-0	00171768	16008369	COPY PAPER/SUPP FIRE DEPT	09/15/17	259845	58.73-
00001	OFFICE PRODUCTS PLUS	800435-1	00171768	16008370	FIRST AID KIT FIRE DEPT	09/15/17	259845	39.89-
OFFICE PRODUCTS PLUS								
Sum								971.05-
00001	OWENS BUSINESS MACHINES	338014	00173088	16007944	COPIER 8/17 M/ADM	09/15/17	259847	55.41-
00001	OWENS BUSINESS MACHINES	338013	00173089	16007945	COPIER 9/17 M/ADM	09/15/17	259847	187.00-
00001	OWENS BUSINESS MACHINES	337905	00173168	16008139	COPIER 9/17-8/18 LAND CODE	09/15/17	259847	600.00-
00001	OWENS BUSINESS MACHINES	335910	00171916	16008290	COPIER TONER POLICE DEPT	09/15/17	259847	295.00-

OWENS BUSINESS MACHINES
Sum 1,137.41-

00001	PALM PROPERTY DEVELOPMEN	MB# 2014/198	02017795	16008020	DL RENEWAL STATION LEASE PYMT	09/15/17	259848	1,100.00-
00001	PALM PROPERTY DEVELOPMEN	MB# 2014/198	02017793	16008021	DL RENEWAL STATION LEASE PYMT	09/15/17	259848	1,100.00-
00001	PALM PROPERTY DEVELOPMEN	MB# 2014/198	02017794	16008022	DL RENEWEL STATION LEASE PYMT	09/15/17	259848	1,100.00-

PALM PROPERTY DEVELOPMEN
Sum 3,300.00-

00001	PARKS, KEITH	TRAV ADVANCE	00173083	16007985	TRAV ADV MACE CNF ROBINSONVIL	09/15/17	259849	521.00-

PARKS, KEITH
Sum 521.00-

00001	PEARL RIVER VALLEY EPA (	9/17 GENERAL	00201723	16008328	MNTHLY 9/17 PUBLIC SERVICES	09/15/17	259850	4,621.10-

PEARL RIVER VALLEY EPA (
Sum 4,621.10-

00001	PETERBILT OF HATTIESBURG	117111H	00171520	16008176	REPR PTS U#13932 FIRE DEPT	09/15/17	259852	33.72-

PETERBILT OF HATTIESBURG
Sum 33.72-

00001	PINE BELT OIL COMPANY IN	10364271	00172914	16007940	GAS FOR FUEL STATION	09/15/17	259855	10,707.74-
00001	PINE BELT OIL COMPANY IN	10492821	00172914	16007941	DIESEL FOR FUEL STATION	09/15/17	259855	7,859.09-
00001	PINE BELT OIL COMPANY IN	1147710	00173178	16008140	GAS CARDS	09/15/17	259855	469.21-
00001	PINE BELT OIL COMPANY IN	10492851	00173125	16008371	GAS FOR FUEL STATION	09/15/17	259855	12,952.07-
00001	PINE BELT OIL COMPANY IN	10478811	00173125	16008372	DIESEL FOR FUEL STATION	09/15/17	259855	3,441.01-
00001	PINE BELT OIL COMPANY IN	1148599	00173300	16008382	GAS PUMPS	09/15/17	259855	1,596.00-

PINE BELT OIL COMPANY IN
Sum 37,025.12-

00001	PINE BELT PROMOS	9964	00171656	16007992	BLUE CAPS WORK CREWS	09/15/17	259856	700.00-

PINE BELT PROMOS
Sum 700.00-

00001	PINE BELT REGIONAL SOLID	100006 8/17	00173331	16008302	REFUSE DISPOSAL SANIT	09/15/17	259857	40,820.55-

PINE BELT REGIONAL SOLID
Sum 40,820.55-

00001	POM INC	36024	00172681	16008120	PARKING METER BATTERIES	09/15/17	259861	68.00-

POM INC
Sum 68.00-

00001	PRECISION DELTA CORP	9852	00172749	16007961	AMMUNITION P/F ACADEMY	09/15/17	259866	2,116.00-

PRECISION DELTA CORP
Sum 2,116.00-

00001	PREMIER WINDOW TINTING	5446	00169486	16008306	WINDOW TINT U#17117 POLICE	09/15/17	259867	180.00-
00001	PREMIER WINDOW TINTING	5441	00169547	16008307	WINDOW TINT U#17573 POLICE	09/15/17	259867	180.00-

PREMIER WINDOW TINTING
Sum 360.00-

00001	PSI HYDRAULICS, LLC	23	00172836	16008186	REPRS U#16082	09/15/17	259869	770.00-

PSI HYDRAULICS, LLC

Sum								770.00-
00001	PUBLIC SAFETY ACADEMICS	587	00172677	16008353	RECERTIF REG 3 DISPATCHERS	09/15/17	259870	675.00-

PUBLIC SAFETY ACADEMICS

Sum								675.00-
00001	QUILL CORPORATION	9331290	00172764	16007947	MANUAL CHECK ENVELOPES ACCTG	09/15/17	259871	87.98-

QUILL CORPORATION

Sum								87.98-
00001	RAYNER, JACK	08/22/17	00173016	16007956	POLYGRAPHS REID/LEWIS	09/15/17	259872	300.00-

RAYNER, JACK

Sum								300.00-
00001	REGIONS CARDHOLDER SERVI	7079 8/31/17	00172750	16008331	REG LUU IIMC CMC APP ADM FORM	09/15/17	259874	50.00-
00001	REGIONS CARDHOLDER SERVI	7079 8/31/17	00172195	16008332	APA MBRSHP 2017-19 GUTHRIE	09/15/17	259874	95.00-
00001	REGIONS CARDHOLDER SERVI	7079 8/31/17	00173390	16008333	LATE FEE	09/15/17	259874	92.25-
00001	REGIONS CARDHOLDER SERVI	7079 8/31/17	00172640	16008334	MBRSHP FEE LARREMORE/EATON	09/15/17	259874	70.00-
00001	REGIONS CARDHOLDER SERVI	7079 8/31/17	00172869	16008335	CLOTH ALLOW ESSARY POLICE	09/15/17	259874	382.90-
00001	REGIONS CARDHOLDER SERVI	7079 8/31/17	00172839	16008336	CLOTH ALLOW YOUNG POLICE	09/15/17	259874	372.71-
00001	REGIONS CARDHOLDER SERVI	7079 8/31/17	00172913	16008337	CLOTH ALLOW GARDNER POLICE	09/15/17	259874	364.51-
00001	REGIONS CARDHOLDER SERVI	7079 8/31/17	00172267	16008338	TRAV ADV HARPER NCIC 8/20-25	09/15/17	259874	848.87-
00001	REGIONS CARDHOLDER SERVI	7079 8/31/17	00172523	16008339	GREENERY ACADEMY LOBBY AREA	09/15/17	259874	115.20-
00001	REGIONS CARDHOLDER SERVI	7079 8/31/17	00172539	16008340	CO2 CARTRIDGES FOR SIMULATOR	09/15/17	259874	352.80-
00001	REGIONS CARDHOLDER SERVI	7079 8/31/17	00172638	16008341	SMOKE MACHINE REPR P/F ACDMY	09/15/17	259874	280.00-
00001	REGIONS CARDHOLDER SERVI	7079 8/31/17	00172684	16008342	DESK/INSP TICKET PAPER LDC	09/15/17	259874	625.93-
00001	REGIONS CARDHOLDER SERVI	7079 8/31/17	00172360	16008343	REG M JORDAN ASBESTOS TRNG	09/15/17	259874	200.00-
00001	REGIONS CARDHOLDER SERVI	7079 8/31/17	00172361	16008344	REG KIDD ASBESTOS TRNG	09/15/17	259874	200.00-
00001	REGIONS CARDHOLDER SERVI	7079 8/31/17	00172266	16008345	HAND TOOLS CONSTR DEPT	09/15/17	259874	1,415.73-
00001	REGIONS CARDHOLDER SERVI	7079 8/31/17	00171783	16008346	TRAV ADV REEVES LACA CERTIF	09/15/17	259874	619.30-

REGIONS CARDHOLDER SERVI

Sum								6,085.20-
00001	RHYTHM HERITAGE FOUNDATI	BOOTH FEE 10	00173052	16007982	BOOTH FEE RENAISSANCE FESTIVL	09/15/17	259876	70.00-

RHYTHM HERITAGE FOUNDATI

Sum								70.00-
00001	RICOH CORP	23364435	00173109	16008069	COPIER 9/15-10/14 HUMAN RES	09/15/17	259877	221.67-
00001	RICOH CORP	23234776	00173387	16008319	COPIER 8/15-9/14 HUMAN RES	09/15/17	259877	221.67-
00001	RICOH CORP	5050148298	00173387	16008320	COPIER 8/17 HUMAN RES	09/15/17	259877	324.28-

RICOH CORP

Sum								767.62-
00001	RJ YOUNG COMPANY	INV2030723	00172994	16007959	COPIER 7/24-8/23/17 POL ADM	09/15/17	259878	253.00-
00001	RJ YOUNG COMPANY	INV2035738	00173221	16008172	COPIER 7/28-8/27 POLICE	09/15/17	259878	492.00-
00001	RJ YOUNG COMPANY	INV2035737	00173242	16008173	COPIER 7/28-8/27 P/F ACADEMY	09/15/17	259878	236.00-
00001	RJ YOUNG COMPANY	INV2035739	00173208	16008177	COPIER 7/28-8/27 FIRE DEPT	09/15/17	259878	194.00-
00001	RJ YOUNG COMPANY	INV2012898	00173307	16008237	COPIER 7/14-8/13 ENGR DEPT	09/15/17	259878	328.96-

RJ YOUNG COMPANY

Sum								1,503.96-
00001	RJM MCQUEEN CONTRACTING	1310	00173385	16008324	SIDEWALK LESLEY DRIVE	09/15/17	259879	2,772.00-

RJM MCQUEEN CONTRACTING							
Sum							2,772.00-
00001 ROBERTS, BONNIE (REFUND)	CEMETERY SPA	02017813	16008208	BUY BACK CEMETERY SPACE	09/11/17	112146	175.00-
ROBERTS, BONNIE (REFUND)							
Sum							175.00-
00001 RUSSELL, TRACIE	TRAV ADVANCE	00173268	16008221	TRAV ADV MACE CNF ROBINSONVLE	09/15/17	259881	374.00-
RUSSELL, TRACIE							
Sum							374.00-
00001 RYAN MOTORS INC	213352	00173049	16008194	REPR PTS U#16756 POLICE	09/15/17	259882	77.54-
RYAN MOTORS INC							
Sum							77.54-
00001 SACKS OUTDOOR SUPPLY	PO#173078 9/	00173078	16008082	CLOTH ALLOW WEAVER-HARRIS	09/15/17	259883	139.95-
00001 SACKS OUTDOOR SUPPLY	PO#172753 9/	00172753	16008083	CLOTH ALLOW HOWELL POLICE	09/15/17	259883	91.90-
00001 SACKS OUTDOOR SUPPLY	PO#172784 8/	00172784	16008084	CLOTH ALLOW GARDNER POLICE	09/15/17	259883	45.95-
00001 SACKS OUTDOOR SUPPLY	PO#172850 9/	00172850	16008085	CLOTH ALLOW YOUNG POLICE	09/15/17	259883	97.90-
00001 SACKS OUTDOOR SUPPLY	PO#172919 9/	00172919	16008086	CLOTH ALLOW ESSARY POLICE	09/15/17	259883	118.00-
SACKS OUTDOOR SUPPLY							
Sum							493.70-
00001 SANSOM EQUIPMENT CO	52068	00172700	16007999	REPR PTS U#20070 SANIT	09/15/17	259884	763.64-
00001 SANSOM EQUIPMENT CO	52178	00173079	16008199	REPRS U#20091/20090 SANIT	09/15/17	259884	7,937.16-
00001 SANSOM EQUIPMENT CO	52112	00172995	16008383	REPR PTS U#20070	09/15/17	259884	472.35-
SANSOM EQUIPMENT CO							
Sum							9,173.15-
00001 SCOTTS HYDRAULIC SERVICE	30385	00172833	16008187	REPRS U#15982	09/15/17	259885	1,663.07-
SCOTTS HYDRAULIC SERVICE							
Sum							1,663.07-
00001 SHERWIN-WILLIAMS COMPANY	5207-5	00172330	16008270	PAINT/MATLS ENGR DEPT	09/15/17	259886	1,625.07-
SHERWIN-WILLIAMS COMPANY							
Sum							1,625.07-
00001 SHIPLEY'S DONUTS	912732	00165445	16008241	REFRSHMNTS BHC PROJECT MEET	09/15/17	259887	76.75-
SHIPLEY'S DONUTS							
Sum							76.75-
00001 SHOWS DEARMAN & WAITS IN	19780	00173252	16008234	SRV 6/25-7/22 ENERGY PROJECT	09/15/17	259889	450.00-
00001 SHOWS DEARMAN & WAITS IN	19822	00173312	16008235	SRV 7/23-8/26 EPA RESPONSE	09/15/17	259889	3,325.00-
SHOWS DEARMAN & WAITS IN							
Sum							3,775.00-
00001 SIGNS FIRST	H-61123	00173278	16008385	TRUCK TON SIGNS	09/15/17	259890	188.94-
SIGNS FIRST							
Sum							188.94-
00001 SOLAR SUPPLY INC	3495280	00171943	16008155	A/C FILTERS CITY HALL	09/15/17	259892	296.22-

SOLAR SUPPLY INC
Sum 296.22-
00001 SOUTHERN BONE & JOINT SP 000101810220 00173044 16008065 SRV 7/4/17 LITTLETON PRISONER 09/15/17 259893 3,186.00-
00001 SOUTHERN BONE & JOINT SP 000101810181 00173044 16008066 SRV 7/4/17 LITTLETON PRISONER 09/15/17 259893 206.00-
---

SOUTHERN BONE & JOINT SP
Sum 3,392.00-
00001 SOUTHERN FINANCIAL SYSTE CMCHAT2 8/16 02017817 16008200 POLICE FINES COLL.FEE 09/15/17 259894 116.39-
00001 SOUTHERN FINANCIAL SYSTE CMCHAT3 8/16 02017818 16008201 POLICE FINES COLL.FEE 09/15/17 259894 1,114.84-
---

SOUTHERN FINANCIAL SYSTE
Sum 1,231.23-
00001 SOUTHERN MS PINE STRAW 10747 00172935 16008094 PINE STRAW FLOWER BEDS 09/15/17 259895 82.50-
---

SOUTHERN MS PINE STRAW
Sum 82.50-
00001 SOUTHERN PINE ELECTRIC P 9/17 GENERAL 00201723 16008327 MNTHLY 9/17 PUBLIC SERVICES 09/15/17 259897 1,191.38-
---

SOUTHERN PINE ELECTRIC P
Sum 1,191.38-
00001 SOUTHERN PINES ANIMAL SH 9/17 00173226 16008188 HANDLING/HOUSING 9/17 09/15/17 259898 9,716.00-
---

SOUTHERN PINES ANIMAL SH
Sum 9,716.00-
00001 SOUTHERN SYSTEMS & SERVI 170094 00172997 16008347 MINUTE BOOK 2018 & PAPER 09/15/17 259899 298.00-
---

SOUTHERN SYSTEMS & SERVI
Sum 298.00-
00001 SOUTHERN TIRE MART #9 (M 11134389 00173306 16008312 REPR TIRES U#14956 09/15/17 259901 237.90-
---

SOUTHERN TIRE MART #9 (M
Sum 237.90-
00001 SOUTHERN TIRE MART LLC 11133574 00172992 16007981 TIRES VARI PUB WORKS UNITS 09/15/17 259902 22,968.85-
00001 SOUTHERN TIRE MART LLC 11133910 00172988 16008008 TIRES VARI AIRPORT UNITS 09/15/17 259902 3,800.00-
00001 SOUTHERN TIRE MART LLC 9022661 00171447 16008254 TIRES/FLAT REPR U#19008/19007 09/15/17 259902 554.74-
00001 SOUTHERN TIRE MART LLC 11132855 00172520 16008268 TIRES U#20373/15999 09/15/17 259902 2,630.82-
00001 SOUTHERN TIRE MART LLC 9022250 00171193 16008273 TIRES U#20050 CONSTR 09/15/17 259902 785.99-
00001 SOUTHERN TIRE MART LLC 9023549 00172176 16008279 TIRES U#19750 ANIMAL CONTROL 09/15/17 259902 458.88-
---

SOUTHERN TIRE MART LLC
Sum 31,199.28-
00001 SPARTAN ARMOR SYSTEMS (T 2514 00173196 16008308 SAFETY APPAREL FIRE DEPT 09/15/17 259903 821.00-
---

SPARTAN ARMOR SYSTEMS (T
Sum 821.00-
00001 SPEEDY PRINTING & SIGNS 24282 00172497 16008158 COFFEE WITH COP BANNER/STAND 09/15/17 259904 345.00-
00001 SPEEDY PRINTING & SIGNS 24202 00172797 16008197 SIGN UPDATE W/MAYOR'S NAME 09/15/17 259904 160.00-
00001 SPEEDY PRINTING & SIGNS 24395 00173350 16008357 CHANGE NAME ON AIRPORT SIGN 09/15/17 259904 80.00-
---

SPEEDY PRINTING & SIGNS
Sum 585.00-
00001 STANDARD OFFICE SUPPLY C 0071864-001 00172671 16007942 OFFICE SUPP COUNCIL OFFICE 09/15/17 259906 230.90-

00001	STANDARD OFFICE SUPPLY C	0071944-001	00172671	16007943	OFFICE SUPP COUNCIL OFFICE	09/15/17	259906	204.46-
00001	STANDARD OFFICE SUPPLY C	0072035-001	00172927	16007946	OFFICE SUPP CITY CLERK	09/15/17	259906	143.92-
00001	STANDARD OFFICE SUPPLY C	0071382-001	00172155	16008117	OFFICE SUPP PARKING DIV	09/15/17	259906	356.02-
00001	STANDARD OFFICE SUPPLY C	0072014-001	00172272	16008119	PRINTER PARKING DIV	09/15/17	259906	208.00-
00001	STANDARD OFFICE SUPPLY C	0069185-001	00169494	16008348	COPY PAPER MUN COURT	09/15/17	259906	839.80-
STANDARD OFFICE SUPPLY C								
Sum								1,983.10-
00001	STAPLES	3349585545	00172601	16007948	OFFICE SUPP PLANNING DEPT	09/15/17	259907	248.36-
00001	STAPLES	3349660308	00172601	16007949	OFFICE SUPP PLANNING DEPT	09/15/17	259907	5.99-
00001	STAPLES	3349660309	00172601	16007950	OFFICE SUPP PLANNING DEPT	09/15/17	259907	29.50-
00001	STAPLES	8046208297	00172976	16008193	FILE CABINET PLANNING DEPT	09/15/17	259907	242.68-
STAPLES								
Sum								526.53-
00001	STATE FIRE ACADEMY	25622 MONTGO	00173239	16008174	REG MONTGOMERY DRIVER/OPR CLS	09/15/17	259908	675.00-
00001	STATE FIRE ACADEMY	25591 NEWSOM	00173280	16008214	SUB FEE NEWSOME/LEE 8/28/17	09/15/17	259908	40.00-
STATE FIRE ACADEMY								
Sum								715.00-
00001	STUART, KYLE	TRAV ADVANCE	00173090	16007962	TRAV ADV PATROL/DRUG CLASS	09/15/17	259911	82.00-
STUART, KYLE								
Sum								82.00-
00001	TAPCO	I575164	00172232	16007973	TYPE 3 BARRICADES TRAFF DEPT	09/15/17	259913	8,198.00-
TAPCO								
Sum								8,198.00-
00001	THYSSENKRUPP ELEVATOR CO	3003406233	00173136	16008146	MAINT 9/17 PINE ST GARAGE	09/15/17	259919	468.42-
THYSSENKRUPP ELEVATOR CO								
Sum								468.42-
00001	TRANSUNION RISK AND ALTE	362606 9/01/	00173220	16008170	ONLINE INVESTIGATION	09/15/17	259920	117.50-
TRANSUNION RISK AND ALTE								
Sum								117.50-
00001	TRUCKPRO INC	039-0628637	00170557	16008259	REPR PTS U#15064 FIRE DEPT	09/15/17	259925	64.09-
00001	TRUCKPRO INC	039-0630193	00171239	16008260	REPR PTS U#13932 FIRE DEPT	09/15/17	259925	174.49-
00001	TRUCKPRO INC	039-0632436	00172226	16008261	REPR PTS U#18099 FIRE DEPT	09/15/17	259925	101.38-
00001	TRUCKPRO INC	039-0632354	00172208	16008262	REPR PTS U#13932 FIRE DEPT	09/15/17	259925	34.65-
TRUCKPRO INC								
Sum								374.61-
00001	U S GEOLOGICAL SURVEY	90551854	00173282	16008236	FLOOD SITE MAINT BOUIE RIVER	09/15/17	259926	5,865.00-
U S GEOLOGICAL SURVEY								
Sum								5,865.00-
00001	U S POSTAL SERVICE POSTA	POSTAGE 9/5/	00173117	16008077	MAIL MACHINE POSTAGE	09/15/17	259927	15,000.00-
U S POSTAL SERVICE POSTA								
Sum								15,000.00-
00001	UNITED PARCEL SERVICE IN	00008E1Y1534	00173166	16008133	SHIP FEE 8/15/17 POLICE	09/15/17	259928	15.97-

00001	UNITED PARCEL SERVICE IN	00008E1Y1535	00173329	16008291	LATE PYMT FEE POLICE DEPT	09/15/17	259928	4.71-
UNITED PARCEL SERVICE IN								
Sum								20.68-
00001	V F W OF THE US	PARKING SPAC	00173123	16008121	PARKING SPACES 9/17	09/15/17	259929	75.00-
V F W OF THE US								
Sum								75.00-
00001	VERIZON WIRELESS	9791995445	00173354	16008287	HPD WIRELESS SERVICE	09/15/17	259933	2,400.60-
VERIZON WIRELESS								
Sum								2,400.60-
00001	VULCAN MATERIALS CO	50322731	00172103	16008105	RIP RAP PUBLIC WORKS	09/15/17	259935	1,687.40-
00001	VULCAN MATERIALS CO	50324347	00172103	16008106	RIP RAP PUBLIC WORKS	09/15/17	259935	1,708.52-
00001	VULCAN MATERIALS CO	50326145	00172103	16008107	RIP RAP PUBLIC WORKS	09/15/17	259935	957.00-
00001	VULCAN MATERIALS CO	50326146	00172224	16008108	RIP RAP CORRINE ST ALLWY	09/15/17	259935	405.68-
00001	VULCAN MATERIALS CO	50331188	00172597	16008110	LIMESTONE STOCK DRNGE DEPT	09/15/17	259935	2,006.00-
00001	VULCAN MATERIALS CO	50338309	00173218	16008386	LIMESTONE	09/15/17	259935	3,325.88-
VULCAN MATERIALS CO								
Sum								10,090.48-
00001	WAGE HOUR ASSESSMENTS AN	CH0717-007 &	00173121	16008148	MONTHLY RETAINER FEE	09/08/17	112139	1,000.00-
WAGE HOUR ASSESSMENTS AN								
Sum								1,000.00-
00001	WARREN PAVING INC	275	00173377	16008325	STREET PATCH 4TH ST	09/15/17	259936	564.63-
WARREN PAVING INC								
Sum								564.63-
00001	WARREN, JO ANN (REFUND)	CEMETERY SPA	02017812	16008204	BUY BACK CEMETERY SPACE	09/11/17	112142	175.00-
WARREN, JO ANN (REFUND)								
Sum								175.00-
00001	WASTE MANAGEMENT OF SOUT	0010228-2526	00173319	16008303	REFUSE DISPOSAL SANIT	09/15/17	259937	2,886.08-
WASTE MANAGEMENT OF SOUT								
Sum								2,886.08-
00001	WATER FLOW PRODUCTIONS I	10281	00172813	16008269	L'SCAPE REPR 112 KENNINGSTON	09/15/17	259938	621.50-
WATER FLOW PRODUCTIONS I								
Sum								621.50-
00001	WATERS INTERNATIONAL TRU	08P840388	00173155	16008314	REPR PTS U#16083 HEALTH	09/15/17	259939	40.01-
WATERS INTERNATIONAL TRU								
Sum								40.01-
00001	WATTS BROTHERS TRACTOR C	01-28001	00172211	16008198	REPR PTS U#15999	09/15/17	259940	608.22-
WATTS BROTHERS TRACTOR C								
Sum								608.22-
00001	WB MASON CO INC (FORMERL	I47440869	00173099	16008244	PRINTER SUPP INFO TECH	09/15/17	259941	1,160.80-
WB MASON CO INC (FORMERL								

Sum							1,160.80-
00001 WHEELER'S JANITORIAL SUP	0401122	00172529	16008381	GARBAGE BAGS PUB WORKS OFFICE	09/15/17	259942	675.55-
WHEELER'S JANITORIAL SUP							
Sum							675.55-
00001 WILLMUT GAS & OIL COMPAN	9/17 GENERAL	00201723	16008329	MNTHLY GAS-GENERAL	09/15/17	259945	340.11-
WILLMUT GAS & OIL COMPAN							
Sum							340.11-
00001 98 WASTE LLC	644	00173008	16008000	RUBBISH DISPOSAL SANIT	09/15/17	259950	11,144.00-
00001 98 WASTE LLC	680	00173008	16008001	RUBBISH DISPOSAL SANIT	09/15/17	259950	10,150.00-
00001 98 WASTE LLC	688	00173008	16008002	RUBBISH DISPOSAL SANIT	09/15/17	259950	7,014.00-
00001 98 WASTE LLC	731	00173048	16008003	RUBBISH DISPOSAL SANIT	09/15/17	259950	7,135.00-
00001 98 WASTE LLC	783	00173048	16008004	RUBBISH DISPOSAL SANIT	09/15/17	259950	9,226.00-
00001 98 WASTE LLC	807	00173048	16008005	RUBBISH DISPOSAL SANIT	09/15/17	259950	10,031.00-
00001 98 WASTE LLC	813	00173172	16008142	RUBBISH DISPOSAL SANIT	09/15/17	259950	8,778.00-
98 WASTE LLC							
Sum							63,478.00-
Sum							1,837,268.12-

CITY OF HATTIESBURG
DOCKET OF CLAIMS
PERIOD ENDING SEPTEMBER 15, 2017

Date - 09/14/17

Vendor	Invoice Number	Purchase Order	Claims Number	Item Description	Check Date	Check No.	Check Amount
PARKS & RECREATION FUND							
00002 A & R FARM AND GARDEN	316110	00172979	16001637	SNAKE AWAY PESTICIDE	09/15/17	259637	90.00-
00002 A & R FARM AND GARDEN	316476	00173212	16001664	SAND BAGS TATUM SOCCER	09/15/17	259637	37.50-
00002 A & R FARM AND GARDEN	315720	00173279	16001694	RAKES/SHOVELS	09/15/17	259637	232.50-
00002 A & R FARM AND GARDEN	316293	00172890	16001704	PAPER STICKS GRNDS MAINT	09/15/17	259637	216.00-
A & R FARM AND GARDEN							
Sum							576.00-
00002 ADAMS NURSERY	638868	00173260	16001665	PINE STRAW TATUM SOCCER	09/15/17	259641	45.50-
ADAMS NURSERY							
Sum							45.50-
00002 AGRI-AFC LLC	5388902	00173148	16001663	WEED KILLER GRNDS MAINT	09/15/17	259645	76.00-
00002 AGRI-AFC LLC	5389366	00173265	16001692	FERTILIZER SOCCER FIELDS	09/15/17	259645	1,620.45-
AGRI-AFC LLC							
Sum							1,696.45-
00002 ANOINTED HANDS SERVICES,	5148	00173281	16001662	SERVS 9/17 GRNDS MAINT	09/15/17	259653	310.00-
00002 ANOINTED HANDS SERVICES,	5075	00173381	16001689	SERVS 7/17 GRNDS MAINT	09/15/17	259653	310.00-
ANOINTED HANDS SERVICES,							
Sum							620.00-
00002 AUTO ARMATURE SERVICE IN	3991	00172581	16001666	BATTERY U#18560 TRUCK	09/15/17	259662	160.95-
AUTO ARMATURE SERVICE IN							
Sum							160.95-
00002 B S N SPORTS	900415620	00172946	16001703	FOAM FLOOR MATS MCNAIR CNTR	09/15/17	259664	2,041.98-
B S N SPORTS							
Sum							2,041.98-
00002 BLUE DOLPHIN POOL	27539	00165356	16001632	FOUNTAIN MNT 10-12/16 VARI	09/15/17	259672	600.00-
00002 BLUE DOLPHIN POOL	28739	00173030	16001633	MNTHLY POOL MAINT VARI LOC	09/15/17	259672	914.76-
00002 BLUE DOLPHIN POOL	29058	00173031	16001634	MNTHLY POOL MAINT VARI LOC	09/15/17	259672	600.00-
00002 BLUE DOLPHIN POOL	29696	00173173	16001640	POOL MNT 9/18 VARI LOC	09/15/17	259672	600.00-
BLUE DOLPHIN POOL							
Sum							2,714.76-
00002 BRACKMAN MOWER WAREHOUSE	33942	00173147	16001686	MOWER REPR PTS/SUPP	09/15/17	259676	1,231.60-
00002 BRACKMAN MOWER WAREHOUSE	34096	00173303	16001697	REPRS U#19303	09/15/17	259676	944.77-
00002 BRACKMAN MOWER WAREHOUSE	34094	00173304	16001698	REPRS U#19464	09/15/17	259676	679.55-
00002 BRACKMAN MOWER WAREHOUSE	34095	00173305	16001699	REPRS U#20234	09/15/17	259676	62.72-
BRACKMAN MOWER WAREHOUSE							
Sum							2,918.64-
00002 CARQUEST AUTO PARTS STOR	14758-95983	00173101	16001667	REPR PTS U#13130	09/15/17	259683	16.08-

CARQUEST AUTO PARTS STOR

Sum							16.08-
00002	CAWTHON, ANDREW C	OFFICIAL 8/2	02017826	16001670	OFFICIAL-ADULT SOFTBALL	09/15/17	259684	20.00-

CAWTHON, ANDREW C

Sum							20.00-
00002	CINTAS CORPORATION #J66	J66552175	00173223	16001644	MATS 8/14 GRNDS MAINT	09/15/17	259695	4.95-
00002	CINTAS CORPORATION #J66	J66552949	00173223	16001645	MATS 8/21 GRNDS MAINT	09/15/17	259695	4.95-
00002	CINTAS CORPORATION #J66	J66553725	00173223	16001646	MATS 8/28 GRNDS MAINT	09/15/17	259695	4.95-
00002	CINTAS CORPORATION #J66	J66554495	00173223	16001647	MATS 9/04 GRNDS MAINT	09/15/17	259695	4.95-
00002	CINTAS CORPORATION #J66	J66552176	00173223	16001648	UNIFORMS 8/14 GRNDS MAINT	09/15/17	259695	124.28-
00002	CINTAS CORPORATION #J66	J66552950	00173223	16001649	UNIFORMS 8/21 GRNDS MAINT	09/15/17	259695	119.50-
00002	CINTAS CORPORATION #J66	J66553726	00173223	16001650	UNIFORMS 8/28 GRNDS MAINT	09/15/17	259695	126.88-
00002	CINTAS CORPORATION #J66	J66554496	00173223	16001651	UNIFORMS 9/04 GRNDS MAINT	09/15/17	259695	119.88-

CINTAS CORPORATION #J66

Sum							510.34-
00002	CITY OF HATTIESBURG FUND	TRF 2ND 9/17	02017831	16001708	TRF 2ND 9/17 PAYROLL	09/13/17	311571	50,979.62-

CITY OF HATTIESBURG FUND

Sum							50,979.62-
00002	COMMERCIAL STATIONERY CO	404474-0	00172723	16001669	RECEIPT BOOKS MCNAIR CENTER	09/15/17	259704	67.50-

COMMERCIAL STATIONERY CO

Sum							67.50-
00002	ECONOMY SUPPLY CO	280909	00173238	16001695	SWING REPR PTS KAMPER PARK	09/15/17	259721	59.12-
00002	ECONOMY SUPPLY CO	280349	00173029	16001702	SIGN CASE MATLS NBRHD ASSOC	09/15/17	259721	72.21-

ECONOMY SUPPLY CO

Sum							131.33-
00002	ELKINS WHOLESALE INC	324477-00	00173144	16001655	JANIT SUPP GRNDS MAINT	09/15/17	259724	1,332.55-
00002	ELKINS WHOLESALE INC	324074	00173144	16001659	CREDIT	09/15/17	259724	146.10

ELKINS WHOLESALE INC

Sum							1,186.45-
00002	ESTERS, WILLARD (BUTCH)	OFFICIAL 8/2	02017826	16001671	OFFICIAL-ADULT SOFTBALL	09/15/17	259727	220.00-

ESTERS, WILLARD (BUTCH)

Sum							220.00-
00002	GARNER LUMLEY ELECTRIC S	540962	00168136	16001668	ELEC SUPP DUNCAN LAKE TORNADO	09/15/17	259748	326.24-

GARNER LUMLEY ELECTRIC S

Sum							326.24-
00002	GILLILANDS ELECTRONICS S	64958	00172947	16001687	CAMERA/PHONE CONNECT ESTIMATE	09/15/17	259750	75.00-

GILLILANDS ELECTRONICS S

Sum							75.00-
00002	GLOBAL SECURITY COMPANY	10168	00172986	16001635	SECURITY 8/17 ADULT SOFTBALL	09/15/17	259751	820.00-

GLOBAL SECURITY COMPANY

Sum							820.00-
00002	HARVEST WORSHIP CENTER (	PAVILION REN	02017814	16001654	PAVILION RENT RFD #68834	09/15/17	259769	40.00-

HARVEST WORSHIP CENTER (							
Sum							40.00-
00002 JACKSON, ROOSEVELT III	531951	00172878	16001638	PRESSURE WASH SIDEWALKS 9/11	09/15/17	259788	875.00-
JACKSON, ROOSEVELT III							
Sum							875.00-
00002 JONES, BENJAMIN N	OFFICIAL 8/2	02017826	16001672	OFFICIAL-ADULT SOFTBALL	09/15/17	259791	60.00-
JONES, BENJAMIN N							
Sum							60.00-
00002 JONES, REGINA (REFUND)	4/3/17 #6773	02017801	16001636	4/3/17 #67736	09/15/17	259794	75.00-
JONES, REGINA (REFUND)							
Sum							75.00-
00002 KETTLEY, ANNETTE	SPORTS SERVS	02017825	16001680	SPORTS SUPPORT SERVICES	09/15/17	259799	72.00-
KETTLEY, ANNETTE							
Sum							72.00-
00002 KETTLEY, VERONICA	SPORTS SERVS	02017825	16001681	SPORTS SUPPORT SERVICES	09/15/17	259800	16.00-
KETTLEY, VERONICA							
Sum							16.00-
00002 KING, CHRISTOPHER	OFFICIAL 8/2	02017826	16001673	OFFICIAL-ADULT SOFTBALL	09/15/17	259802	60.00-
KING, CHRISTOPHER							
Sum							60.00-
00002 KINSEY WELDING	4963	00173414	16001706	WELD TATUM SOCCER GOALS 16	09/15/17	259803	925.00-
00002 KINSEY WELDING	4962	00173414	16001707	WELD REPR SWING KAMPER PARK	09/15/17	259803	225.00-
KINSEY WELDING							
Sum							1,150.00-
00002 MCELHANEY PLUMBING INC	259615	00173107	16001641	PLUMB SUPP S ANTONIO RESTROOM	09/15/17	259819	24.98-
00002 MCELHANEY PLUMBING INC	259847	00173378	16001705	LEAK REPR TATUM SOCCER FLD #1	09/15/17	259819	39.95-
MCELHANEY PLUMBING INC							
Sum							64.93-
00002 MORRIS, GEORGE T	OFFICIAL 8/2	02017826	16001674	OFFICIAL-ADULT SOFTBALL	09/15/17	259827	100.00-
MORRIS, GEORGE T							
Sum							100.00-
00002 MS POWER COMPANY	9/17 PKS/REC	00201723	16001691	MNTHLY ELEC-PARKS & REC	09/15/17	259831	1,295.70-
MS POWER COMPANY							
Sum							1,295.70-
00002 PHILLIPS BARK PROCESSING	121939	00172765	16001656	WOOD MULCH CITY WIDE USE	09/15/17	259853	1,410.00-
PHILLIPS BARK PROCESSING							
Sum							1,410.00-
00002 PIONEER MANUFACTURING CO	INV651528	00172780	16001657	PAINT MACHINE PARTS	09/15/17	259858	198.30-
PIONEER MANUFACTURING CO							

Sum							198.30-
00002 PITTMAN, PERCY D	OFFICIAL 8/2	02017826	16001675	OFFICIAL-ADULT SOFTBALL	09/15/17	259859	100.00-
PITTMAN, PERCY D							
Sum							100.00-
00002 PLAY IT AGAIN SPORTS	PO#168597 9/	00168597	16001658	ADULT SOFTBALL CHAMP SHIRTS	09/15/17	259860	1,620.00-
PLAY IT AGAIN SPORTS							
Sum							1,620.00-
00002 POWELL, RANDY	SPORTS SERVS	02017825	16001682	SPORTS SUPPORT SERVICES	09/15/17	259863	104.00-
POWELL, RANDY							
Sum							104.00-
00002 SHERWIN-WILLIAMS COMPANY	9489-3	00173140	16001642	BALLFIELD PAINT	09/15/17	259886	105.60-
SHERWIN-WILLIAMS COMPANY							
Sum							105.60-
00002 SIGNS FIRST	H-60859	00172675	16001688	PURPLE/GOLD HELMET DECALS	09/15/17	259890	526.46-
SIGNS FIRST							
Sum							526.46-
00002 SMITH, CARLTON L	OFFICIAL 8/2	02017826	16001676	OFFICIAL-ADULT SOFTBALL	09/15/17	259891	60.00-
SMITH, CARLTON L							
Sum							60.00-
00002 SOUTHERN ON SITE STORAGE	57229	00167852	16001652	PORTALETS 9/17 TOWN SQ PARK	09/15/17	259896	170.00-
00002 SOUTHERN ON SITE STORAGE	57228	00171265	16001653	PORTALETS 9/17 CHAIN PARK	09/15/17	259896	510.00-
00002 SOUTHERN ON SITE STORAGE	56881	00172235	16001661	PORTALETS NNO KATIE/HWY 49	09/15/17	259896	170.00-
SOUTHERN ON SITE STORAGE							
Sum							850.00-
00002 SOUTHERN TIRE MART #9 (M	9024647	00173100	16001643	FLAT REPR U#18561	09/15/17	259901	19.95-
00002 SOUTHERN TIRE MART #9 (M	9023245	00171973	16001693	OIL CHANGE/TIRES VARI UNITS	09/15/17	259901	165.16-
00002 SOUTHERN TIRE MART #9 (M	6022315	00171256	16001696	TIRES U#18558	09/15/17	259901	355.10-
00002 SOUTHERN TIRE MART #9 (M	9023047	00171829	16001700	REPRS U#14980	09/15/17	259901	54.24-
00002 SOUTHERN TIRE MART #9 (M	9023700	00172381	16001701	TIRE U#19464	09/15/17	259901	105.60-
SOUTHERN TIRE MART #9 (M							
Sum							700.05-
00002 SPEEDY PRINTING & SIGNS	24328	00172779	16001631	NEIGHBORHOOD ASSOC SIGN	09/15/17	259904	210.00-
SPEEDY PRINTING & SIGNS							
Sum							210.00-
00002 SPORTS ILLUSTRATED PLAY	340216	00173135	16001639	REG FEES 8/17	09/15/17	259905	920.00-
SPORTS ILLUSTRATED PLAY							
Sum							920.00-
00002 TERRELL, WINSTON	2017 ADULT S	00173347	16001685	ASSIGNING FEE ADULT SOFTBALL	09/15/17	259914	416.00-
00002 TERRELL, WINSTON	OFFICIAL 8/2	02017826	16001677	OFFICIAL-ADULT SOFTBALL	09/15/17	259915	20.00-
TERRELL, WINSTON							
Sum							436.00-

00002 TROTTER, COREY	OFFICIAL 8/2	02017826	16001678	OFFICIAL-ADULT SOFTBALL	09/15/17	259923	160.00-
TROTTER, COREY							
Sum							160.00-
00002 TROTTER, JAMES C JR	OFFICIAL 8/2	02017826	16001679	OFFICIAL-ADULT SOFTBALL	09/15/17	259924	160.00-
TROTTER, JAMES C JR							
Sum							160.00-
00002 VARNADO, ALEXANDRIA	SPORTS SERVS	02017825	16001683	SPORTS SUPPORT SERVICES	09/15/17	259930	40.00-
VARNADO, ALEXANDRIA							
Sum							40.00-
00002 VARNADO, UNDRA	SPORTS SERVS	02017825	16001684	SPORTS SUPPORT SERVICES	09/15/17	259931	136.00-
VARNADO, UNDRA							
Sum							136.00-
00002 WILLMUT GAS & OIL COMPAN	9/17 PKS/REC	00201723	16001690	MNTHLY GAS-PARKS & REC	09/15/17	259945	13.16-
WILLMUT GAS & OIL COMPAN							
Sum							13.16-
Sum							76,685.04-

CITY OF HATTIESBURG
DOCKET OF CLAIMS
PERIOD ENDING SEPTEMBER 15, 2017

Date - 09/14/17

Vendor	Invoice Number	Purchase Order	Claims Number	Item Description	Check Date	Check No.	Check Amount
HATT.MUNICIPAL FIRE PROTECTION							
00005 PERFORMANCE RESCUE	482	00172851	16000081	CRASH RESCUE EQUIPMENT	09/15/17	259851	17,670.00-
PERFORMANCE RESCUE							
Sum							17,670.00-
00005 TRUSTMARK NATIONAL BANK/	27335025 NOT	02017802	16000078	FIRE TRUCK LEASE NOTE #22568	09/07/17	22057	16,377.37-
00005 TRUSTMARK NATIONAL BANK/	A/C#28401107	02017823	16000079	FIRE TRUCK LEASE NOTE #33523	09/13/17	22059	14,340.60-
00005 TRUSTMARK NATIONAL BANK/	A/C#27335025	02017827	16000080	FIRE TRUCK LEASE NOTE #22568	09/13/17	22060	16,377.37-
TRUSTMARK NATIONAL BANK/							
Sum							47,095.34-
Sum							64,765.34-

CITY OF HATTIESBURG
DOCKET OF CLAIMS
PERIOD ENDING SEPTEMBER 15, 2017

Date - 09/14/17

Vendor	Invoice Number	Purchase Order	Claims Number	Item Description	Check Date	Check No.	Check Amount
PAYROLL FUND							
00006 HEIDELBERG, ALICE (REFUN	REF HOSP INS	02017803	16000569	REF HOSP INS A HEIDELBERG	09/06/17	112129	388.00-
HEIDELBERG, ALICE (REFUN							
Sum							388.00-
Sum							388.00-

CITY OF HATTIESBURG
DOCKET OF CLAIMS
PERIOD ENDING SEPTEMBER 15, 2017

Date - 09/14/17

Vendor	Invoice Number	Purchase Order	Claims Number	Item Description	Check Date	Check No.	Check Amount
WATER & SEWER OPERATION/MAINT.							
00009 ADVANCED JANITORIAL SERV	10021 WTR BI	00173133	16001582	SERVS 8/17 WTR BILLING OFFICE	09/15/17	259644	495.00-
ADVANCED JANITORIAL SERV							
Sum							495.00-
00009 AGRI-AFC LLC	5383048	00172717	16001609	SPRAYER PUMP WTR PLT	09/15/17	259645	210.00-
AGRI-AFC LLC							
Sum							210.00-
00009 AUTO ARMATURE SERVICE IN	09393	00172848	16001608	GENERATOR BATTERIES WTR PLTS	09/15/17	259662	1,259.60-
00009 AUTO ARMATURE SERVICE IN	09392	00172846	16001617	BATTERY U#19778 LAGOON	09/15/17	259662	160.95-
AUTO ARMATURE SERVICE IN							
Sum							1,420.55-
00009 AUTOMOTIVE GLASS SPECIAL	I216960	00172198	16001572	WINDSHIELD U#11949 PLANT	09/15/17	259663	200.00-
00009 AUTOMOTIVE GLASS SPECIAL	I217530	00172758	16001573	WINDOW U#20027 PLANT	09/15/17	259663	225.00-
AUTOMOTIVE GLASS SPECIAL							
Sum							425.00-
00009 CARQUEST AUTO PARTS STOR	14758-92977	00171922	16001583	REPR PTS U#19356/18705	09/15/17	259683	86.52-
00009 CARQUEST AUTO PARTS STOR	14758-90623	00170847	16001584	REPR PTS U#19845 TRANS	09/15/17	259683	94.96-
00009 CARQUEST AUTO PARTS STOR	14758-90899	00170973	16001585	REPR PTS U#12689 TRANS	09/15/17	259683	55.80-
00009 CARQUEST AUTO PARTS STOR	14758-90978	00171018	16001586	REPR PTS U#14164 TRANS	09/15/17	259683	145.20-
00009 CARQUEST AUTO PARTS STOR	14758-91585	00171289	16001587	REPR PTS U#12689 TRANS	09/15/17	259683	130.32-
00009 CARQUEST AUTO PARTS STOR	14758-93139	00171971	16001588	REPR PTS U#13510 TRANS	09/15/17	259683	28.47-
00009 CARQUEST AUTO PARTS STOR	14758-91584	00171288	16001589	REPR PTS U#18556 TRACTOR	09/15/17	259683	31.83-
00009 CARQUEST AUTO PARTS STOR	14758-92877	00171865	16001599	REPR PTS U#14760 LAGOON	09/15/17	259683	571.10-
CARQUEST AUTO PARTS STOR							
Sum							1,144.20-
00009 CENTRAL PIPE SUPPLY INC	S100111195.0	00172736	16001553	PLUMB SUPP TRANS STOCK	09/15/17	259687	1,494.00-
00009 CENTRAL PIPE SUPPLY INC	S100109672.0	00172468	16001562	PLUMB SUPP TRANS STOCK	09/15/17	259687	2,408.88-
00009 CENTRAL PIPE SUPPLY INC	S100109672.0	00172468	16001563	PLUMB SUPP TRANS STOCK	09/15/17	259687	110.00-
00009 CENTRAL PIPE SUPPLY INC	S100109672.0	00172468	16001564	PLUMB SUPP TRANS STOCK	09/15/17	259687	1,225.17-
00009 CENTRAL PIPE SUPPLY INC	S100109672.0	00172468	16001565	PLUMB SUPP TRANS STOCK	09/15/17	259687	41.16-
00009 CENTRAL PIPE SUPPLY INC	S100109672.0	00172468	16001566	PLUMB SUPP TRANS STOCK	09/15/17	259687	281.64-
00009 CENTRAL PIPE SUPPLY INC	S100109672.0	00172468	16001567	PLUMB SUPP TRANS STOCK	09/15/17	259687	132.00-
00009 CENTRAL PIPE SUPPLY INC	S100109672.0	00172468	16001568	PLUMB SUPP TRANS STOCK	09/15/17	259687	284.29-
CENTRAL PIPE SUPPLY INC							
Sum							5,977.14-
00009 CINTAS CORPORATION #J66	J66553736	00173074	16001557	UNIFORMS 8/28 TRANS	09/15/17	259695	78.00-
00009 CINTAS CORPORATION #J66	J66553737	00173074	16001558	MOP/MAT 8/28 PLANT	09/15/17	259695	13.93-
00009 CINTAS CORPORATION #J66	J66553736	00173074	16001559	UNIFORMS 8/28 PLANT	09/15/17	259695	41.21-
00009 CINTAS CORPORATION #J66	J66553736	00173074	16001560	UNIFORMS 8/28 SEWER	09/15/17	259695	57.36-
00009 CINTAS CORPORATION #J66	J66553736	00173074	16001561	UNIFORMS 8/28 LAGOON	09/15/17	259695	29.40-

00009	CINTAS CORPORATION #J66	J66551962	00173183	16001575	UNIFORMS 8/10 WTR SERVICE MEN	09/15/17	259695	19.12-
00009	CINTAS CORPORATION #J66	J66552735	00173183	16001576	UNIFORMS 8/17 WTR SERVICE MEN	09/15/17	259695	19.12-
00009	CINTAS CORPORATION #J66	J66553506	00173183	16001577	UNIFORMS 8/24 WTR SERVICE MEN	09/15/17	259695	19.12-
00009	CINTAS CORPORATION #J66	J66554276	00173183	16001578	UNIFORMS 8/31 WTR SERVICE MEN	09/15/17	259695	19.12-
00009	CINTAS CORPORATION #J66	J66554506	00173209	16001590	UNIFORMS 9/04 TRANS	09/15/17	259695	78.00-
00009	CINTAS CORPORATION #J66	J66554507	00173209	16001591	MOP/MAT 9/04 PLANT	09/15/17	259695	13.93-
00009	CINTAS CORPORATION #J66	J66554506	00173209	16001592	UNIFORMS 9/04 PLANT	09/15/17	259695	41.21-
00009	CINTAS CORPORATION #J66	J66554506	00173209	16001593	UNIFORMS 9/04 SEWER	09/15/17	259695	57.36-
00009	CINTAS CORPORATION #J66	J66554506	00173209	16001594	UNIFORMS 9/04 LAGOON	09/15/17	259695	24.50-
00009	CINTAS CORPORATION #J66	J66555277	00173359	16001626	UNIFORMS 9/11 TRANS	09/15/17	259695	88.45-
00009	CINTAS CORPORATION #J66	J66555278	00173359	16001627	MOP/MAT 9/11 PLANT	09/15/17	259695	13.93-
00009	CINTAS CORPORATION #J66	J66555277	00173359	16001628	UNIFORMS 9/11 PLANT	09/15/17	259695	41.21-
00009	CINTAS CORPORATION #J66	J66555277	00173359	16001629	UNIFORMS 9/11 SEWER	09/15/17	259695	57.36-
00009	CINTAS CORPORATION #J66	J66555277	00173359	16001630	UNIFORMS 9/11 LAGOON	09/15/17	259695	32.50-
00009	CINTAS CORPORATION #J66	CREDIT	00173359	16001631	CREDIT UNIFORMS NOT RECEIVED	09/15/17	259695	10.45
CINTAS CORPORATION #J66								
Sum								734.38-
00009	CITY OF HATTIESBURG FUND	TRF 2ND 9/17	02017831	16001653	TRF 2ND 9/17 PAYROLL	09/13/17	22061	94,006.55-
CITY OF HATTIESBURG FUND								
Sum								94,006.55-
00009	COVINGTON SALES & SERVIC	77078	00173022	16001639	REPR PTS U#18897 SEWER	09/15/17	259711	1,536.25-
COVINGTON SALES & SERVIC								
Sum								1,536.25-
00009	D P C ENTERPRISES LP	212001822-17	00172795	16001649	CHLORINE WTR PLT #2	09/15/17	259716	1,122.00-
00009	D P C ENTERPRISES LP	212001823-17	00172796	16001651	CHEMICALS SOUTH LAGOON	09/15/17	259716	3,656.00-
D P C ENTERPRISES LP								
Sum								4,778.00-
00009	FASTENAL COMPANY	MSHAT201812	00172319	16001625	BLUE NITRILE GLOVES SEWER DEP	09/15/17	259731	502.50-
FASTENAL COMPANY								
Sum								502.50-
00009	FORTERRA PIPE & PRECAST,	11552245	00172644	16001555	RISER S 10TH AVE SEWER REPAIR	09/15/17	259744	1,094.96-
FORTERRA PIPE & PRECAST,								
Sum								1,094.96-
00009	HATTIESBURG HYDRAULICS I	69092	00169917	16001607	REPR PTS TRANS DEPT	09/15/17	259771	221.45-
00009	HATTIESBURG HYDRAULICS I	68919	00169639	16001610	HOSE ASSY SEWER DEPT	09/15/17	259771	67.92-
00009	HATTIESBURG HYDRAULICS I	67460	00166745	16001613	REPRS U#15946 SEWER	09/15/17	259771	133.54-
00009	HATTIESBURG HYDRAULICS I	67461	00166761	16001615	REPRS U#15916 SEWER	09/15/17	259771	361.54-
00009	HATTIESBURG HYDRAULICS I	68394	00168494	16001616	REPRS U#15916 SEWER	09/15/17	259771	83.03-
00009	HATTIESBURG HYDRAULICS I	70448	00172275	16001618	REPRS U#19845 TRANS DUMP TRK	09/15/17	259771	269.50-
HATTIESBURG HYDRAULICS I								
Sum								1,136.98-
00009	HUGHES SUPPLY	S150888984.0	00172705	16001570	A/C REPR PTS WTR BILLING	09/15/17	259781	31.71-
HUGHES SUPPLY								
Sum								31.71-

00009 IRBY, STUART C CO	S010286813.0	00171786	16001556	ELEC SUPP PIEDMONT LIFT STA	09/15/17	259786	926.86-
IRBY, STUART C CO							
Sum							926.86-
00009 K & K TRUCK-TRAILER PART	66151	00169736	16001621	NEW TRAILER AXLES SEWER DEPT	09/15/17	259797	2,541.33-
00009 K & K TRUCK-TRAILER PART	66156	00170055	16001622	FRT CHG PO#169736	09/15/17	259797	195.96-
K & K TRUCK-TRAILER PART							
Sum							2,737.29-
00009 L & A CONTRACTING CO	483-090	00173403	16001652	AERATOR MNT 8/28-9/10 LAGOONS	09/15/17	259805	67,485.08-
L & A CONTRACTING CO							
Sum							67,485.08-
00009 MS POWER COMPANY	9/17 W&SO&M	00201723	16001637	MNTHLY ELEC-W&SO&M	09/15/17	259831	34,830.27-
MS POWER COMPANY							
Sum							34,830.27-
00009 NEWELL PAPER COMPANY	4005496	00171781	16001605	COPY PAPER WTR BILLING	09/15/17	259843	141.50-
00009 NEWELL PAPER COMPANY	4009527	00173129	16001606	JANIT SUPOP WTR BILLING	09/15/17	259843	403.80-
NEWELL PAPER COMPANY							
Sum							545.30-
00009 OWENS BUSINESS MACHINES	337904	00173076	16001554	COPIER 9/17-9/18 WTR PLANT	09/15/17	259847	390.00-
OWENS BUSINESS MACHINES							
Sum							390.00-
00009 PEARL RIVER VALLEY EPA (	9/17 W&SO&M	00201723	16001635	MNTHLY 9/17 PUBLIC SERVICES	09/15/17	259850	9,372.79-
PEARL RIVER VALLEY EPA (							
Sum							9,372.79-
00009 PINE BELT INDUSTRIAL SUP	4153754-01	00172238	16001571	PTS WTR PLT #1 RAPID MIX TANK	09/15/17	259854	234.38-
PINE BELT INDUSTRIAL SUP							
Sum							234.38-
00009 POWER PLUS INC	51151	00166864	16001595	AGRI RECOIL CHECK	09/15/17	259864	25.39-
00009 POWER PLUS INC	51152	00166864	16001596	AGRI RECOIL CHECK	09/15/17	259864	18.87-
00009 POWER PLUS INC	56957 & 5695	00172309	16001597	REPR TRIMMERS WTR PLANT	09/15/17	259864	51.51-
POWER PLUS INC							
Sum							95.77-
00009 RJM MCQUEEN CONTRACTING	1300	00173165	16001579	SWR REPR QUINN ST/N 23RD	09/15/17	259879	11,691.30-
00009 RJM MCQUEEN CONTRACTING	1301	00173165	16001580	SWR REPR CLAYTON PL/CARTER	09/15/17	259879	4,725.60-
00009 RJM MCQUEEN CONTRACTING	1302	00173165	16001581	SWR REPR S 22ND/RIDGEWAY LANE	09/15/17	259879	8,537.95-
00009 RJM MCQUEEN CONTRACTING	1307	00173308	16001602	SEWER REPR S 14TH/CONCART	09/15/17	259879	6,113.50-
00009 RJM MCQUEEN CONTRACTING	1308	00173308	16001603	SEWER REPR W 7TH/OLIVER	09/15/17	259879	6,855.80-
00009 RJM MCQUEEN CONTRACTING	1309	00173308	16001604	SEWER REPR S 17TH/CAMP	09/15/17	259879	7,668.95-
00009 RJM MCQUEEN CONTRACTING	1287	00173362	16001632	SEWER REPR 8TH AVE/MAMIE ST	09/15/17	259879	10,100.60-
00009 RJM MCQUEEN CONTRACTING	1288	00173362	16001633	SEWER REPR N 20TH/QUINN	09/15/17	259879	8,597.15-
RJM MCQUEEN CONTRACTING							
Sum							64,290.85-
00009 SANSOM EQUIPMENT CO	51803	00172052	16001598	SEWER CAMERA FOR WATER DEPT	09/15/17	259884	9,870.00-

SANSOM EQUIPMENT CO							
Sum							9,870.00-
00009 SHOWS DEARMAN & WAITS IN 19826		00173346	16001619	SRV 7/23-8/29 PLT#2 WAREHOUSE	09/15/17	259889	632.50-
00009 SHOWS DEARMAN & WAITS IN 19839		00173346	16001620	SRV 7/23-8/26 PLT#1 UTILITIES	09/15/17	259889	5,137.50-
SHOWS DEARMAN & WAITS IN							
Sum							5,770.00-
00009 SOUTHERN PINE ELECTRIC P 9/17 W&SO&M		00201723	16001634	MNTHLY 9/17 PUBLIC SERVICES	09/15/17	259897	96.83-
SOUTHERN PINE ELECTRIC P							
Sum							96.83-
00009 SOUTHERN TIRE MART #9 (M	9021840	00171150	16001611	MOUNT TIRES U#13061 SEWER	09/15/17	259901	88.00-
00009 SOUTHERN TIRE MART #9 (M	9024767	00168485	16001640	ALIGNMENT U#18705 WTR BILLING	09/15/17	259901	69.95-
00009 SOUTHERN TIRE MART #9 (M	9022313	00171214	16001642	TRAILER TIRE U#20057 TRANS	09/15/17	259901	120.47-
00009 SOUTHERN TIRE MART #9 (M	9023038	00171698	16001643	TIRES U#9223 TRANS	09/15/17	259901	326.40-
00009 SOUTHERN TIRE MART #9 (M	9022970	00171699	16001644	TIRE U#12605 TRANS	09/15/17	259901	134.02-
00009 SOUTHERN TIRE MART #9 (M	9024739	00173023	16001645	TRAILER TIRES TRANS DEPT	09/15/17	259901	349.41-
00009 SOUTHERN TIRE MART #9 (M	9023060	00171777	16001646	TIRE U#20679 PLANT	09/15/17	259901	67.00-
00009 SOUTHERN TIRE MART #9 (M	9022041	00173024	16001647	FLAT REPR U#18558 SEWER	09/15/17	259901	19.95-
00009 SOUTHERN TIRE MART #9 (M	9019490	00173024	16001648	TRAILER TIRE REPR SEWER DEPT	09/15/17	259901	88.07-
SOUTHERN TIRE MART #9 (M							
Sum							1,263.27-
00009 SOUTHERN TIRE MART LLC	11130978	00171705	16001612	TIRE U#15232/TRAILER TIRE	09/15/17	259902	147.37-
00009 SOUTHERN TIRE MART LLC	9024767	00173197	16001641	ALIGNMENT U#19751 WTR BILLING	09/15/17	259902	69.95-
SOUTHERN TIRE MART LLC							
Sum							217.32-
00009 SPEEDY PRINTING & SIGNS	24350	00172926	16001569	RECEIPT PAPER WTR BILLING	09/15/17	259904	708.00-
00009 SPEEDY PRINTING & SIGNS	24378	00173132	16001638	POSTCARDS DELIQUENT ACCOUNTS	09/15/17	259904	240.00-
SPEEDY PRINTING & SIGNS							
Sum							948.00-
00009 STANDARD OFFICE SUPPLY C	0072085-001	00172948	16001600	OFFICE SUPP WTR BILLING	09/15/17	259906	393.09-
STANDARD OFFICE SUPPLY C							
Sum							393.09-
00009 WATTS BROTHERS TRACTOR C	01-29013	00172984	16001650	REPR MINI EXCAVATOR #13081	09/15/17	259940	726.64-
WATTS BROTHERS TRACTOR C							
Sum							726.64-
00009 WILLMUT GAS & OIL COMPAN	9/17 W&SO&M	00201723	16001636	MNTHLY GAS-W&SO&M	09/15/17	259945	13.12-
WILLMUT GAS & OIL COMPAN							
Sum							13.12-
00009 1ST SOURCE SERVALL	EH8401935	00170669	16001623	FLARING TOOL WTR TRANS DEPT	09/15/17	259949	154.48-
00009 1ST SOURCE SERVALL	EH8400758	00170374	16001624	REPR PTS PLT#2 WELL#5	09/15/17	259949	234.11-
1ST SOURCE SERVALL							
Sum							388.59-

Sum	314,088.67-

CITY OF HATTIESBURG
DOCKET OF CLAIMS
PERIOD ENDING SEPTEMBER 15, 2017

Date - 09/14/17

Vendor	Invoice Number	Purchase Order	Claims Number	Item Description	Check Date	Check No.	Check Amount
WATER & SEWER FUND							
00011 AHMED, MOHAMMED	METER DEP RF	02017828	16000944	METER DEP RFD	09/15/17	259646	40.00-
AHMED, MOHAMMED							
Sum							40.00-
00011 BOUNDS, SILVIA	METER DEP RF	02017828	16000962	METER DEP RFD	09/15/17	259675	19.44-
BOUNDS, SILVIA							
Sum							19.44-
00011 BUCKLEY, STEPHANIE	METER DEP RF	02017828	16000966	METER DEP RFD	09/15/17	259680	26.00-
BUCKLEY, STEPHANIE							
Sum							26.00-
00011 CAMPBELL, CHRISTOPHER	METER DEP RF	02017828	16000956	METER DEP RFD	09/15/17	259681	26.00-
CAMPBELL, CHRISTOPHER							
Sum							26.00-
00011 CITY OF HATTIESBURG FUND	8/17 WATER D	02017789	16000938	8/17 WATER DIST 9/17	09/07/17	311562	628,811.22-
CITY OF HATTIESBURG FUND							
Sum							628,811.22-
00011 COOKE, BONNIE	METER DEP RF	02017828	16000950	METER DEP RFD	09/15/17	259707	26.00-
COOKE, BONNIE							
Sum							26.00-
00011 CRIDDLE, DAVIS A	METER DEP RF	02017828	16000957	METER DEP RFD	09/15/17	259714	26.00-
CRIDDLE, DAVIS A							
Sum							26.00-
00011 FINK, JUDITH JAMESTOWN	METER DEP RF	02017828	16000976	METER DEP RFD	09/15/17	259734	26.00-
FINK, JUDITH JAMESTOWN							
Sum							26.00-
00011 FINK, JUDITH109	METER DEP RF	02017828	16000975	METER DEP RFD	09/15/17	259735	26.00-
FINK, JUDITH109							
Sum							26.00-
00011 HALLMAN PROPERTIES2900	METER DEP RF	02017828	16000971	METER DEP RFD	09/15/17	259766	75.00-
HALLMAN PROPERTIES2900							
Sum							75.00-
00011 HARLEY, MANDI N	METER DEP RF	02017828	16000980	METER DEP RFD	09/15/17	259768	23.00-
HARLEY, MANDI N							
Sum							23.00-
00011 HEWES, WILLIAM	METER DEP RF	02017828	16000968	METER DEP RFD	09/15/17	259774	23.00-

HEWES, WILLIAM					
Sum					23.00-
00011 HODNETT, PAUL	METER DEP RF 02017828 16000969 METER DEP RFD	09/15/17	259776		26.00-
HODNETT, PAUL					
Sum					26.00-
00011 HUGHES, LAUREN	METER DEP RF 02017828 16000947 METER DEP RFD	09/15/17	259782		40.00-
HUGHES, LAUREN					
Sum					40.00-
00011 JONES, LOUIS E	METER DEP RF 02017828 16000964 METER DEP RFD	09/15/17	259792		9.80-
JONES, LOUIS E					
Sum					9.80-
00011 JONES, OLIVIA G	METER DEP RF 02017828 16000979 METER DEP RFD	09/15/17	259793		26.00-
JONES, OLIVIA G					
Sum					26.00-
00011 JORDAN, MARTI	METER DEP RF 02017828 16000948 METER DEP RFD	09/15/17	259796		23.00-
JORDAN, MARTI					
Sum					23.00-
00011 LEBLANC, PAULETTE	METER DEP RF 02017828 16000974 METER DEP RFD	09/15/17	259808		26.00-
LEBLANC, PAULETTE					
Sum					26.00-
00011 LEE, JACQUELINE K	METER DEP RF 02017828 16000951 METER DEP RFD	09/15/17	259809		75.00-
LEE, JACQUELINE K					
Sum					75.00-
00011 LONDON & STETELMAN0	METER DEP RF 02017828 16000978 METER DEP RFD	09/15/17	259812		41.88-
LONDON & STETELMAN0					
Sum					41.88-
00011 LONDON AND STETELMAN B	METER DEP RF 02017828 16000977 METER DEP RFD	09/15/17	259813		26.00-
LONDON AND STETELMAN B					
Sum					26.00-
00011 LONDON&STETELMAN31	METER DEP RF 02017828 16000961 METER DEP RFD	09/15/17	259814		75.00-
LONDON&STETELMAN31					
Sum					75.00-
00011 MAGNOLIA STATE BANK	METER DEP RF 02017828 16000949 METER DEP RFD	09/15/17	259817		75.00-
MAGNOLIA STATE BANK					
Sum					75.00-
00011 MARTIN, DWAYNE W	METER DEP RF 02017828 16000943 METER DEP RFD	09/15/17	259818		40.00-
MARTIN, DWAYNE W					
Sum					40.00-
00011 MCKEOWN, DAMIEN S	METER DEP RF 02017828 16000954 METER DEP RFD	09/15/17	259820		75.00-

MCKEOWN, DAMIEN S						
Sum						75.00-
00011 MURPHY, BRITTANY	METER DEP RF 02017828	16000963	METER DEP RFD	09/15/17	259835	26.00-
MURPHY, BRITTANY						
Sum						26.00-
00011 MYRICK, JOEL	METER DEP RF 02017828	16000967	METER DEP RFD	09/15/17	259837	26.00-
MYRICK, JOEL						
Sum						26.00-
00011 POPE, MORAN	METER DEP RF 02017828	16000941	METER DEP RFD	09/15/17	259862	40.00-
POPE, MORAN						
Sum						40.00-
00011 PROBITY CONTRACTING GROU	METER DEP RF 02017828	16000940	METER DEP RFD	09/15/17	259868	75.00-
00011 PROBITY CONTRACTING GROU	WTR OVRPMT R 02017829	16000981	WTR OVRPMT RFD	09/15/17	259868	1,016.50-
PROBITY CONTRACTING GROU						
Sum						1,091.50-
00011 ROSE, CORALIE B	METER DEP RF 02017828	16000945	METER DEP RFD	09/15/17	259880	40.00-
00011 ROSE, CORALIE B	WTR OVRPMT R 02017829	16000982	WTR OVRPMT RFD	09/15/17	259880	19.24-
ROSE, CORALIE B						
Sum						59.24-
00011 STEWART, TIMOTHY	METER DEP RF 02017828	16000959	METER DEP RFD	09/15/17	259909	23.00-
STEWART, TIMOTHY						
Sum						23.00-
00011 STRINGER, TANYA	METER DEP RF 02017828	16000955	METER DEP RFD	09/15/17	259910	26.00-
STRINGER, TANYA						
Sum						26.00-
00011 SWEET PEPPERS DELI	METER DEP RF 02017828	16000946	METER DEP RFD	09/15/17	259912	66.88-
SWEET PEPPERS DELI						
Sum						66.88-
00011 THRASH, LARA	METER DEP RF 02017828	16000965	METER DEP RFD	09/15/17	259918	26.00-
THRASH, LARA						
Sum						26.00-
00011 TRAVIS,TAREISHA	METER DEP RF 02017828	16000960	METER DEP RFD	09/15/17	259921	75.00-
TRAVIS,TAREISHA						
Sum						75.00-
00011 TRIBBLE, DANA	METER DEP RF 02017828	16000958	METER DEP RFD	09/15/17	259922	8.38-
TRIBBLE, DANA						
Sum						8.38-
00011 VIGURIE, LYNDA	METER DEP RF 02017828	16000970	METER DEP RFD	09/15/17	259934	26.00-
VIGURIE, LYNDA						

Sum					26.00-
00011 WILLIAMS, LIONELL	METER DEP RF 02017828 16000952 METER DEP RFD	09/15/17	259943		75.00-
WILLIAMS, LIONELL					
Sum					75.00-
00011 WILLIS, DORA W	METER DEP RF 02017828 16000942 METER DEP RFD	09/15/17	259944		40.00-
WILLIS, DORA W					
Sum					40.00-
00011 WINGS THRIFT STORE	METER DEP RF 02017828 16000972 METER DEP RFD	09/15/17	259946		41.88-
WINGS THRIFT STORE					
Sum					41.88-
00011 WINGS THRIFT STORE 2	METER DEP RF 02017828 16000973 METER DEP RFD	09/15/17	259947		16.88-
WINGS THRIFT STORE 2					
Sum					16.88-
Sum					631,374.10-

CITY OF HATTIESBURG
DOCKET OF CLAIMS
PERIOD ENDING SEPTEMBER 15, 2017

Date - 09/14/17

Vendor	Invoice Number	Purchase Order	Claims Number	Item Description	Check Date	Check No.	Check Amount
POLICE FORFEITURES FUND							
00019 CREATIVE PRODUCT SOURCIN	106478	00172930	16000050	SUPPLIES FOR DARE	09/15/17	259713	1,303.96-
CREATIVE PRODUCT SOURCIN							
Sum							1,303.96-
Sum							1,303.96-

CITY OF HATTIESBURG
DOCKET OF CLAIMS
PERIOD ENDING SEPTEMBER 15, 2017

Date - 09/14/17

Vendor	Invoice Number	Purchase Order	Claims Number	Item Description	Check Date	Check No.	Check Amount
TAX COLLECTOR'S FUND							
00027 CITY OF HATTIESBURG FUND	MILLAGE DIST	02017799	16000113	MILLAGE DIST TIF	09/07/17	311548	64,530.49-
CITY OF HATTIESBURG FUND							
Sum							64,530.49-
00027 LIBRARY, THE	8/17 MILLAGE	02017788	16000118	8/17 MILLAGE DIST 9/17	09/07/17	311553	11,591.02-
00027 LIBRARY, THE	SPEC EXEMP S	02017806	16000123	SPEC EXEMP STATE REIMB	09/07/17	311569	10,456.17-
LIBRARY, THE							
Sum							22,047.19-
Sum							86,577.68-

CITY OF HATTIESBURG
DOCKET OF CLAIMS
PERIOD ENDING SEPTEMBER 15, 2017

Date - 09/14/17

Vendor	Invoice Number	Purchase Order	Claims Number	Item Description	Check Date	Check No.	Check Amount
AIRPORT IMPROVEMENT FUND							
00039 ARE CONSULTANTS INC	170428G	00173285	16000044	SRV 8/12-26 AIRPT TAXIWAY EXT	09/15/17	259654	22,189.95-
00039 ARE CONSULTANTS INC	170428H	00173290	16000045	SRV 8/27-9/9 AIRPT TAXIWAY EX	09/15/17	259654	21,450.29-
ARE CONSULTANTS INC							
Sum							43,640.24-
00039 BEALL TIMBER	814	00171271	16000043	REMOVE TIMBER RUNNELS/TATUM	09/15/17	259668	25,000.00-
BEALL TIMBER							
Sum							25,000.00-
00039 WARREN PAVING INC	APPL#1 AIRPT	00173318	16000046	AIRPT TAXIWAY EXTN PROJECT	09/15/17	259936	209,970.90-
WARREN PAVING INC							
Sum							209,970.90-
Sum							278,611.14-

CITY OF HATTIESBURG
DOCKET OF CLAIMS
PERIOD ENDING SEPTEMBER 15, 2017

Date - 09/14/17

Vendor	Invoice Number	Purchase Order	Claims Number	Item Description	Check Date	Check No.	Check Amount
MUNICIPAL ROAD & BRIDGE							
00072 COLLINS & NULL APPRAISAL	3122	00173283	16000151	SRV MAMIE ST RELOCATION	09/15/17	259700	2,525.00-
COLLINS & NULL APPRAISAL							
Sum							2,525.00-
00072 FAIRLEY CONSTRUCTION SER	EST#4 HAWKIN	00173315	16000146	SRTS HAWKINS SIDEWALK PROJECT	09/15/17	259729	1,056.90-
FAIRLEY CONSTRUCTION SER							
Sum							1,056.90-
00072 ILLINOIS CENTRAL RAILROA	91327797	00173317	16000144	PED CROSS BUSCHMAN ST	09/15/17	259783	1,875.00-
ILLINOIS CENTRAL RAILROA							
Sum							1,875.00-
00072 JET CONSTRUCTION	FIN PAY EST	00173193	16000134	FIN PAY EST LONGLEAF PH III	09/06/17	71009	37,854.60-
JET CONSTRUCTION							
Sum							37,854.60-
00072 MS TURF	080823	00172782	16000132	SOD REPR LAWNS VARI LOC	09/15/17	259832	1,200.00-
MS TURF							
Sum							1,200.00-
00072 NEEL-SCHAFFER INC	1046158 PH 1	00173284	16000135	SRV 5/1-6/30 D/T IMPRVMNT PLN	09/15/17	259841	2,583.33-
00072 NEEL-SCHAFFER INC	1045396-1046	00173287	16000136	SRV 5/1-6/30 SRTS HAWKINS	09/15/17	259841	17,244.67-
00072 NEEL-SCHAFFER INC	1045395-1046	00173288	16000137	SRV 5/1-6/30 SRTS TUSCAN AVE	09/15/17	259841	11,330.18-
00072 NEEL-SCHAFFER INC	1046158 PH 1	00173289	16000139	SRV 5/1-6/30 EDWARDS/HALL	09/15/17	259841	9,910.98-
00072 NEEL-SCHAFFER INC	1046851	00173286	16000140	SRV 7/1-7/31 4TH ST IMPRVMNTS	09/15/17	259841	2,485.40-
00072 NEEL-SCHAFFER INC	1046856	00173316	16000147	SRVS 7/17 SRTS HAWKINS SDWLK	09/15/17	259841	1,447.65-
00072 NEEL-SCHAFFER INC	1046910	00173316	16000148	SRVS 8/17 SRTS HWAKINS SDWLK	09/15/17	259841	1,749.00-
00072 NEEL-SCHAFFER INC	1046852 PH 1	00173407	16000154	SRV EDWARDS/HALL PARTHWAY	09/15/17	259841	614.60-
00072 NEEL-SCHAFFER INC	1046852 PH 1	00173408	16000155	SRV 7/17 GORDON CRK DEPOT PRJ	09/15/17	259841	4,396.08-
NEEL-SCHAFFER INC							
Sum							51,761.89-
00072 RJM MCQUEEN CONTRACTING	1270	00173250	16000145	SIDEWALK BUSCHMAN/RAILROAD	09/15/17	259879	4,731.50-
RJM MCQUEEN CONTRACTING							
Sum							4,731.50-
00072 SHOWS DEARMAN & WAITS IN	19845	00173311	16000143	SRV 7/23-8/26 LL TRACE PH III	09/15/17	259889	2,507.43-
00072 SHOWS DEARMAN & WAITS IN	19791	00173249	16000149	SRV 6/25-7/22 J ED TURNER	09/15/17	259889	951.00-
00072 SHOWS DEARMAN & WAITS IN	19836	00173247	16000150	SRV 7/23-8/31 W BELTWAY PH 2	09/15/17	259889	16,288.46-
SHOWS DEARMAN & WAITS IN							
Sum							19,746.89-
00072 WALTERS CONSTRUCTION CO	FIN PAY EST	00173192	16000133	FIN PAY EST EDWARDS PATHWAY	09/06/17	71008	5,610.67-
WALTERS CONSTRUCTION CO							

Sum							5,610.67-
00072	WARREN PAVING INC	273	00170832 16000152 PAVING S 12TH AVE	09/15/17	259936		30,652.47-
00072	WARREN PAVING INC	463	00170832 16000153 STRIPE E HARDY	09/15/17	259936		19,295.95-
WARREN PAVING INC							
Sum							49,948.42-
Sum							176,310.87-

CITY OF HATTIESBURG
DOCKET OF CLAIMS
PERIOD ENDING SEPTEMBER 15, 2017

Date - 09/14/17

Vendor	Invoice Number	Purchase Order	Claims Number	Item Description	Check Date	Check No.	Check Amount
MASS TRANSIT FUND							
00073 ADVANCED JANITORIAL SERV	10021 MASS T	00173133	16000484	SERVS 8/17 MASS TRANSIT	09/15/17	259644	345.00-
ADVANCED JANITORIAL SERV							
Sum							345.00-
00073 BOBBY'S MUFFLER & BRAKE	80985	00171906	16000453	INSTALL TAIL PIPE U#20585	09/15/17	259673	161.00-
00073 BOBBY'S MUFFLER & BRAKE	81048	00173025	16000485	REPRS U#19552 BUS	09/15/17	259673	85.00-
BOBBY'S MUFFLER & BRAKE							
Sum							246.00-
00073 CARQUEST AUTO PARTS STOR	14758-89278	00170280	16000474	REPR PTS U#16761 BUS	09/15/17	259683	42.25-
CARQUEST AUTO PARTS STOR							
Sum							42.25-
00073 CINTAS CORPORATION #J66	J66550975	00173219	16000477	UNIFORMS 8/02 MECH/DRIVERS	09/15/17	259695	75.90-
00073 CINTAS CORPORATION #J66	J66551733	00173219	16000478	UNIFORMS 8/09 MECH/DRIVERS	09/15/17	259695	83.70-
00073 CINTAS CORPORATION #J66	J66552502	00173219	16000479	UNIFORMS 8/16 MECH/DRIVERS	09/15/17	259695	75.90-
00073 CINTAS CORPORATION #J66	J66553269	00173219	16000480	UNIFORMS 8/23 MECH/DRIVERS	09/15/17	259695	75.90-
00073 CINTAS CORPORATION #J66	J66554047	00173219	16000481	UNIFORMS 8/30 MECH/DRIVERS	09/15/17	259695	75.90-
CINTAS CORPORATION #J66							
Sum							387.30-
00073 CITY OF HATTIESBURG FUND	TRF 2ND 9/17	02017831	16000488	TRF 2ND 9/17 PAYROLL	09/13/17	112149	24,238.21-
CITY OF HATTIESBURG FUND							
Sum							24,238.21-
00073 COAST BATTERY SPECIALIST	57918	00173143	16000471	BATTERIES U#16235 BUS	09/15/17	259699	363.90-
COAST BATTERY SPECIALIST							
Sum							363.90-
00073 COMCAST CABLEVISION OF H	095776325430	00173195	16000472	MNTHLY CABLE SERVICE	09/15/17	259701	24.64-
COMCAST CABLEVISION OF H							
Sum							24.64-
00073 DOSSETT PONTIAC CADILLAC	43837	00173071	16000455	REPR PTS U#16761 BUS	09/15/17	259720	245.76-
DOSSETT PONTIAC CADILLAC							
Sum							245.76-
00073 FIRESTONE COMPLETE AUTO	228037	00172822	16000452	TIRES U#18763	09/15/17	259736	373.52-
FIRESTONE COMPLETE AUTO							
Sum							373.52-
00073 GROVE TRANSIT	JARC 1/21/17	00172989	16000459	JARC TRIPS 1/8-15/17	09/15/17	259754	1,516.50-
00073 GROVE TRANSIT	JARC 2/4/17	00172989	16000460	JARC TRIPS 1/22-2/4/17	09/15/17	259754	1,893.00-
00073 GROVE TRANSIT	JARC 2/18/17	00172989	16000461	JARC TRIPS 2/5-18/17	09/15/17	259754	2,328.50-
00073 GROVE TRANSIT	JARC 3/4/17	00172989	16000462	JARC TRIPS 2/19-3/4/17	09/15/17	259754	2,450.00-

00073	GROVE TRANSIT	JARC 3/18/17	00172989	16000463	JARC TRIPS 3/5-18/17	09/15/17	259754	2,160.50-
00073	GROVE TRANSIT	JARC 4/1/17	00172989	16000464	JARC TRIPS 3/19-4/1/17	09/15/17	259754	2,260.00-
00073	GROVE TRANSIT	JARC 4/15/17	00172989	16000465	JARC TRIPS 4/2-15/17	09/15/17	259754	2,246.50-
00073	GROVE TRANSIT	JARC 4/29/17	00172989	16000466	JARC TRIPS 4/16-29/17	09/15/17	259754	2,238.00-
00073	GROVE TRANSIT	JARC 5/13/17	00172989	16000467	JARC TRIPS 4/30-5/13/17	09/15/17	259754	2,264.00-
00073	GROVE TRANSIT	JARC 6/24/17	00172989	16000468	JARC TRIPS 6/11-24/17	09/15/17	259754	1,765.50-
00073	GROVE TRANSIT	JARC 5/27/17	00172989	16000469	JARC TRIPS 5/14-27/16	09/15/17	259754	1,749.00-
00073	GROVE TRANSIT	JARC 6/10/17	00172989	16000470	JARC TRIPS 5/28-6/10/16	09/15/17	259754	1,671.00-
GROVE TRANSIT								
Sum								24,542.50-
00073	JERRY'S AUTOMOTIVE REPAI	18725	00172555	16000487	A/C REPR U#19552 BUS	09/15/17	259789	229.20-
JERRY'S AUTOMOTIVE REPAI								
Sum								229.20-
00073	MOORE'S LOCK AND KEY LLC	23222	00173246	16000475	LOCK CHANGE SERVICE	09/15/17	259826	76.00-
MOORE'S LOCK AND KEY LLC								
Sum								76.00-
00073	NAPA AUTO PARTS	559147	00168741	16000451	REPR PTS BORROWED VANS	09/15/17	259838	128.94-
00073	NAPA AUTO PARTS	561473	00170224	16000456	BATTERIES U#16759	09/15/17	259838	397.08-
NAPA AUTO PARTS								
Sum								526.02-
00073	NEWELL PAPER COMPANY	4009314	00172982	16000482	JANIT SUPP	09/15/17	259843	60.18-
NEWELL PAPER COMPANY								
Sum								60.18-
00073	OLD RIVER TRUCK SALES IN	158251LM	00172751	16000486	REPRS U#16760 BUS	09/15/17	259846	1,910.52-
OLD RIVER TRUCK SALES IN								
Sum								1,910.52-
00073	PETERBILT OF HATTIESBURG	518324	00172983	16000476	TRANS SERVICE U#18572	09/15/17	259852	491.86-
PETERBILT OF HATTIESBURG								
Sum								491.86-
00073	THERMO KING OF JACKSON I	4131467	00172462	16000457	A/C REPR U#16761 BUS	09/15/17	259916	3,256.46-
00073	THERMO KING OF JACKSON I	4131566	00172607	16000458	A/C REPR U#16760 BUS	09/15/17	259916	953.37-
THERMO KING OF JACKSON I								
Sum								4,209.83-
00073	WATERS INTERNATIONAL TRU	08S814016	00172949	16000454	REPRS U#18572 BUS	09/15/17	259939	412.50-
WATERS INTERNATIONAL TRU								
Sum								412.50-
Sum								58,725.19-

CITY OF HATTIESBURG
DOCKET OF CLAIMS
PERIOD ENDING SEPTEMBER 15, 2017

Date - 09/14/17

Vendor	Invoice Number	Purchase Order	Claims Number	Item Description	Check Date	Check No.	Check Amount
WATER&SEWER CONSTRUCTION FUND							
00075 C B DEVELOPERS INC	OLD 98/RUNNE	00173189	16000098	OLD 98/RUNNELS FINAL PAY EST	09/06/17	311546	129,000.51-
C B DEVELOPERS INC							
Sum							129,000.51-
00075 PRECISION CONSTRUCTION L	EST#2 S 31ST	00173248	16000103	S 31ST/C CHASE INFRASTRUCTURE	09/15/17	259865	231,655.60-
PRECISION CONSTRUCTION L							
Sum							231,655.60-
00075 SHOWS DEARMAN & WAITS IN	19843	00173310	16000101	SRV 7/23-8/26 WTR 49/RUNNELS	09/15/17	259889	3,067.50-
00075 SHOWS DEARMAN & WAITS IN	19808	00173292	16000102	SRV 7/23-8/26 ESTELLE SEWER	09/15/17	259889	595.00-
00075 SHOWS DEARMAN & WAITS IN	19748	00173266	16000104	SRV 6/25-7/22 S 31ST/C CHASE	09/15/17	259889	18,480.00-
00075 SHOWS DEARMAN & WAITS IN	19823	00173291	16000105	SRV 7/23-8/26 30TH/C CHASE	09/15/17	259889	20,020.00-
00075 SHOWS DEARMAN & WAITS IN	19747	00173267	16000106	SRV 6/25-7/22 2017 WTR SYSTEM	09/15/17	259889	7,564.36-
00075 SHOWS DEARMAN & WAITS IN	19847	00173309	16000107	SRV 7/23-8/26 2017 WTR SYSTEM	09/15/17	259889	14,798.39-
00075 SHOWS DEARMAN & WAITS IN	19692	00173421	16000108	SRV 6/17 COMSWIP WTR PH V	09/15/17	259889	15,725.88-
00075 SHOWS DEARMAN & WAITS IN	19712	00173422	16000109	SRV 5/21-6/24 WESLEY WELL #2	09/15/17	259889	3,977.50-
00075 SHOWS DEARMAN & WAITS IN	19698	00173423	16000110	SRV 5/21-6/24 COMSWIP WTR III	09/15/17	259889	425.00-
00075 SHOWS DEARMAN & WAITS IN	19699	00173424	16000111	SRV 5/21-6/24 COMSWIP WTR II	09/15/17	259889	2,035.00-
00075 SHOWS DEARMAN & WAITS IN	19696	00173430	16000112	SRV WTR LINE OLD 98/RUNNELS	09/15/17	259889	2,005.00-
00075 SHOWS DEARMAN & WAITS IN	19721	00173431	16000113	SRV 5/21-6/24 WTR RATE STUDY	09/15/17	259889	8,842.40-
00075 SHOWS DEARMAN & WAITS IN	19722	00173432	16000114	SRV 5/21-6/24 SWR RATE STUDY	09/15/17	259889	7,600.40-
00075 SHOWS DEARMAN & WAITS IN	19697	00173434	16000115	SRV 5/21-6/24 COMSWIP WTR IV	09/15/17	259889	13,220.00-
SHOWS DEARMAN & WAITS IN							
Sum							118,356.43-
00075 THOMPSON BROTHERS DRILLI	EST#6 WESLEY	00173413	16000116	SRV 6/17 WESLEY WELL #2	09/15/17	259917	50,038.02-
THOMPSON BROTHERS DRILLI							
Sum							50,038.02-
Sum							529,050.56-

CITY OF HATTIESBURG
DOCKET OF CLAIMS
PERIOD ENDING SEPTEMBER 15, 2017

Date - 09/14/17

Vendor	Invoice Number	Purchase Order	Claims Number	Item Description	Check Date	Check No.	Check Amount
COMMUNITY CENTERS' FUND							
00077 BARNES FAMILY DENISTRY,	SHERRILL CEN	02017821	16000478	DAMAGE DEPOSIT REFUND	09/15/17	259665	100.00-
BARNES FAMILY DENISTRY,							
Sum							100.00-
00077 BROWN, AISHA (REFUNDS)	CE ROY CENTE	02017821	16000476	DAMAGE DEPOSIT REFUND	09/15/17	259677	100.00-
BROWN, AISHA (REFUNDS)							
Sum							100.00-
00077 CINTAS CORPORATION #J66	J66550979	00173040	16000465	UNIFORMS 8/02 COMM CNTRS	09/15/17	259695	52.14-
00077 CINTAS CORPORATION #J66	J66551737	00173040	16000466	UNIFORMS 8/09 COMM CNTRS	09/15/17	259695	52.14-
00077 CINTAS CORPORATION #J66	J66552505	00173040	16000467	UNIFORMS 8/16 COMM CNTRS	09/15/17	259695	52.14-
00077 CINTAS CORPORATION #J66	J66553272	00173040	16000468	UNIFORMS 8/23 COMM CNTRS	09/15/17	259695	52.14-
00077 CINTAS CORPORATION #J66	J66554051	00173040	16000469	UNIFORMS 8/30 COMM CNTRS	09/15/17	259695	52.14-
CINTAS CORPORATION #J66							
Sum							260.70-
00077 CITY OF HATTIESBURG FUND	TRF 2ND 9/17	02017831	16000488	TRF 2ND 9/17 PAYROLL	09/13/17	311571	20,646.10-
CITY OF HATTIESBURG FUND							
Sum							20,646.10-
00077 GIBSON, JAVIS (REFUNDS)	SHERRILL CEN	02017821	16000481	DAMAGE DEPOSIT REFUND	09/15/17	259749	100.00-
GIBSON, JAVIS (REFUNDS)							
Sum							100.00-
00077 HALL, MARIAN (REFUNDS)	SHERRILL CEN	02017821	16000483	DAMAGE DEPOSIT REFUND	09/15/17	259764	100.00-
HALL, MARIAN (REFUNDS)							
Sum							100.00-
00077 HAVARD PEST CONTROL INC	1139723	00170462	16000474	TERMITE TRTMT SHERRILL CENTER	09/15/17	259772	4,495.00-
HAVARD PEST CONTROL INC							
Sum							4,495.00-
00077 JACKSON, ROOSEVELT III	531952	00172888	16000470	PRESSURE WASH SIGLER CENTER	09/15/17	259788	2,995.00-
00077 JACKSON, ROOSEVELT III	531953	00173038	16000471	REPAINT DOORS/FRAMES SIGLER	09/15/17	259788	1,865.00-
00077 JACKSON, ROOSEVELT III	565896	00173094	16000475	WASH/PAINT CULTURAL CENTER	09/15/17	259788	1,850.00-
JACKSON, ROOSEVELT III							
Sum							6,710.00-
00077 JOHN, MARSHEIA (REFUNDS)	CE ROY CENTE	02017821	16000480	DAMAGE DEPOSIT REFUND	09/15/17	259790	100.00-
JOHN, MARSHEIA (REFUNDS)							
Sum							100.00-
00077 MS POWER COMPANY	9/17 COMM CN	00201723	16000485	MNTHLY ELEC-COMM CNTRS	09/15/17	259831	3,913.42-
MS POWER COMPANY							

Sum							3,913.42-
00077	PINE BELT INDUSTRIAL SUP	4153257-01	00171884	16000464	A/C BELT SHERRILL CN UPSTAIRS	09/15/17	259854	27.05-
PINE BELT INDUSTRIAL SUP								
Sum								27.05-
00077	REGIONS CARDHOLDER SERVI	7079 8/31/17	00172652	16000486	FOLDING TABLES COMM CNTRS	09/15/17	259874	534.89-
00077	REGIONS CARDHOLDER SERVI	7079 8/31/17	00172654	16000487	FOLDING TABLES COMM CNTRS	09/15/17	259874	357.81-
REGIONS CARDHOLDER SERVI								
Sum								892.70-
00077	REHNER, KATHYRN (REFUNDS	CULTURAL CEN	02017821	16000482	DAMAGE DEPOSIT REFUND	09/15/17	259875	250.00-
REHNER, KATHYRN (REFUNDS								
Sum								250.00-
00077	SOUTHERN MS PINE STRAW	10748	00172965	16000472	PINE STRAW 9/11 GRNDS SIGLER	09/15/17	259895	165.00-
SOUTHERN MS PINE STRAW								
Sum								165.00-
00077	VAUGHN, RAMONA (REFUND)	CE ROY CENTE	02017821	16000477	DAMAGE DEPOSIT REFUND	09/15/17	259932	100.00-
VAUGHN, RAMONA (REFUND)								
Sum								100.00-
00077	WILLMUT GAS & OIL COMPAN	9/17 COMM CN	00201723	16000484	MNTHLY GAS-COMM CNTRS	09/15/17	259945	198.56-
WILLMUT GAS & OIL COMPAN								
Sum								198.56-
00077	YANCEY, TEQUILA (REFUNDS	SHERRILL CEN	02017821	16000479	DAMAGE DEPOSIT REFUND	09/15/17	259948	100.00-
YANCEY, TEQUILA (REFUNDS								
Sum								100.00-
Sum								38,258.53-

CITY OF HATTIESBURG
DOCKET OF CLAIMS
PERIOD ENDING SEPTEMBER 15, 2017

Date - 09/14/17

Vendor	Invoice Number	Purchase Order	Claims Number	Item Description	Check Date	Check No.	Check Amount
COMMUNITY DEVELOP. BLOCK GRANT							
00082 AMERICAN PLANNING ASSN-A	769 K JORDAN	00173276	16000159	REG K JORDAN CONF BIRMINGHAM	09/15/17	259650	250.00-
AMERICAN PLANNING ASSN-A							
Sum							250.00-
00082 CITY OF HATTIESBURG FUND	TRF 2ND 9/17	02017831	16000162	TRF 2ND 9/17 PAYROLL	09/13/17	311572	6,460.23-
CITY OF HATTIESBURG FUND							
Sum							6,460.23-
00082 JORDAN, KEVIN	TRAV ADVANCE	00173274	16000160	TRAV ADV APA CONF BIRMINGHAM	09/15/17	259795	850.31-
JORDAN, KEVIN							
Sum							850.31-
00082 MS ASSN OF CODE ENFORCEM	REG JONES 10	00173263	16000161	REG JONES CONF ROBINSONVILLE	09/15/17	259829	75.00-
MS ASSN OF CODE ENFORCEM							
Sum							75.00-
00082 RJ YOUNG COMPANY	INV2035740	00173244	16000157	COPIER 7/28-8/27 FED/STATE	09/15/17	259878	187.00-
RJ YOUNG COMPANY							
Sum							187.00-
Sum							7,822.54-

CITY OF HATTIESBURG
DOCKET OF CLAIMS
PERIOD ENDING SEPTEMBER 15, 2017

Date - 09/14/17

Vendor	Invoice Number	Purchase Order	Claims Number	Item Description	Check Date	Check No.	Check Amount
INDUSTRIAL PARK DEVELOPMENT							
00087 FORREST CTY SUPERVISORS	REFUND IND P	00173257	16000040	REFUND OVRPYMT KOHLER PROJECT	09/15/17	259741	274,211.00-
FORREST CTY SUPERVISORS							
Sum							274,211.00-
Sum							274,211.00-
Grand Total Level							
Sum							4,375,440.74-

City of Hattiesburg, MS

200 Forrest St.
P.O. Box 1898
Hattiesburg, MS 39401

Meeting Agenda - Final

Tuesday, September 19, 2017

5:00 PM

Council Chambers

City Council - Amendments to the Agenda

V.-26 Add Policy Agenda Item V.-26 at the request of the Administration as follows:

1. 2017-689 Approve the purchase of ten (10) 4RE In-Car video system and ten (10) VISTA HD Wi-Fi Extended Capacity System from WatchGuard Video for the Hattiesburg Police Department in the amount of $$77,750.00 as a sole cource purchase. WatchGuard is the exclusive and sole manufacturer of the 4RE Digital In-Car Video System and the VISTA, wearable camera system.

Attachments: Watch Guard Video Sole Source Memo, 9-19-17

Watch Guard Video Supporting Documents and Quote, 9-19-17

City of Hattiesburg, MS

200 Forrest St.
P.O. Box 1898
Hattiesburg, MS 39401

Master

File Number: 2017-689

File ID:	2017-689	**Type:**	Regular Agenda Item	**Status:**	Passed
Version:	1	**Reference:**		**In Control:**	City Council
Requester:	Anthony Parker			**File Created:**	08/29/2017
Brief Title:	Sole Source Purchase - Watchguard			**Final Action:**	09/19/2017
				Minute Book Number:	MB2017-406

Title:

Approve the purchase of ten (10) 4RE In-Car video system and ten (10) VISTA HD Wi-Fi Extended Capacity System from WatchGuard Video for the Hattiesburg Police Department in the amount of $77,750.00 as a sole source purchase. WatchGuard is the exclusive and sole manufacturer of the 4RE Digital In-Car Video System and the VISTA, wearable camera system.

Notes:			
		Agenda Date:	09/05/2017
Indexes:		**Agenda Number:**	
Sponsors:		**Enactment Date:**	
Attachments:	Watch Guard Video Sole Source Memo, 9-19-17, Watch Guard Video Supporting Documents and Quote, 9-19-17	**Enactment Number:**	
Contact:		**Meeting Date:**	09/05/2017
Drafter:	Tammy Leggett	**Effective Date:**	

History of Legislative File

Version:	Acting Body:	Date:	Action:	Sent To:	Due Date:	Return Date:	Result:
1	City Council - Amendments to the Agenda	09/19/2017					
1	City Council	09/19/2017	Approve				Pass

Action Text: A MOTION was made by Council Member Delgado and seconded by Council Member George to Approve the purchase of ten (10) 4RE In-Car video system and ten (10) VISTA HD Wi-Fi Extended Capacity System from WatchGuard Video for the Hattiesburg Police Department in the amount of $$77,750.00 as a sole cource purchase. WatchGuard is the exclusive and sole manufacturer of the 4RE Digital In-Car Video System and the VISTA, wearable camera system.

There being no discussion, the Motion received the affirmative vote of the Council as follows:

Yeas: 5 - George, Delgado, Carroll, Dryden and Brown

Nays: 0

Yea: 5 Council Member George
Council Member Delgado
Council President Carroll
Council Vice President Dryden
Council Member Brown

Text of Legislative File 2017-689

Title

Approve the purchase of ten (10) 4RE In-Car video system and ten (10) VISTA HD Wi-Fi Extended Capacity System from WatchGuard Video for the Hattiesburg Police Department in the amount of $77,750.00 as a sole source purchase. WatchGuard is the exclusive and sole manufacturer of the 4RE Digital In-Car Video System and the VISTA, wearable camera system.

Summary

Sole Source Purchase - 4RE in-Car video system

Budget Information

Expenditure Type

Purchasing Item

Publication Information

THE CITY OF HATTIESBURG

One of America's Great Small Cities!

Anthony Parker, Chief of Police

August 29, 2017

City of Hattiesburg Mayor and City Council

RE: Watch Guard Body Camera's and In Car Video Systems

Our Police Department is requesting the purchase of the Watch Guard Body Camera's and In Car 4RE Systems from Watch Guard. This system is needed to replace our existing In Car Video Systems which is approaching end of life, and add on to the existing fleet inventory. Compatibility of the video recording system with our current Watch Guard products is a primary consideration for this purchase. Watch Guard provides the technology for the two systems to be compatible.

Other companies make similar systems; however, the Watch Guard system allows our users the ability to save the recordings to our existing evidence library. The competitor's version of this system does not offer this selective form of product saving. This product is only available through Watch Guard, due to the patent of the product being owned by this company.

Please consider this a sole source request as no comparative or competitive quotations can be obtained. Watch Guard is the sole manufacturer and exclusive distributor of this product.

Sincerely,

Anthony Parker
Chief of Police

AP/srh

HAI 11ESBURG POLICE DEPARTMENT FAX (601) 545-4937 300 KLONDYKE STREET • HATTIESBURG, MS 39401
CRIME STOPPERS (601) 582-STOP (582-7867) CELLULAR * C.S.

INTER-DEPARMENTAL COMMUNICATIONS

HATTIESBURG POLICE DEPARMENT
FLEET DIVISION

DATE August 29, 2017

TO: CHIEF ANTHONY PARKER

FROM CAPTAIN SHANNON HARRIS

RE: Sole Source Product

For your information and review, the following is a summary of Watch Guard 4RE/VISTA along with a sole source letter. In addition to the summary, I have provided a cost for all of the needed components totaling the amount of $77,750. The listed total includes Watch Guard Videos for the ten (10) new police units.

Sincerely,

Shannon Harris

yd of August 2017

Prospective WatchGuard Video Customer

Reference: WatchGuard Video Sole Source Letter

To whom it may concern:

WatchGuard Video is the exclusive and sole manufacturer of the DV-1 Digital In-Car Video System, the 4RE Digital In-Car Video System, the High Fidelity Wireless Microphone System, and the VISTA wearable camera system. With the exception of the following agreements, these products are represented and sold only by WatchGuard Video Regional Sales Managers selling factory direct in protected sales territories. The exceptions to this are agreements allowing resellers to distribute WatchGuard products on a General Services Administration Contract (GSA), and State Contracts in Pennsylvania, Louisiana, and New Jersey.

Additionally, several important and unique features are available only with these products;

DV-1 and 4RE Unique Features

- Record-After-The-Fact provides the ability to retrieve video not previously recorded as an event for up to 60 hours of ignition time for retrieval and downloading.

- Through the automatic media overflow function, a DVD (DV-1) or Removable USB Drive (4RE) can be full and the hard drive buffer stores all video until a new DVD or USB Drive is placed in the system. At that time all of the recorded events are captured without 1 second of loss.

DV-1

- The system records digital video onto rewritable DVD-Video discs that play in consumer DVD players, allowing for the actual evidence recorded in the car to be the exact evidence presented in court. The system records pre and post event as part of the same Title and not separated. The DVD burning process happens in real-time, and while in motion.

- Supervisors can recover up to 6 of the previous DVDs recorded in the event a DVD is damaged. The system creates a mirror image of the original.

- The DVD recorder is isolated from shock and vibration using a silicone-oil dampened suspension system.

- The complete system is offered in a 1-Piece overhead mounted version that mounts conveniently using an overhead mounting bracket.

WATCHGUARD
DIGITAL IN-CAR VIDEO

4RE

- 4RE is the only high-definition digital in-car video system available today that features the Patented multiple resolution encoding. This allows the front camera to record in two different IACP compliant resolutions simultaneously, allowing the most critical events to be saved in 720P high-definition and the routine events to be saved in 480P (864x480) resolution.
- 4RE exclusively offers the Panoramic X2 camera, manufactured only by WatchGuard Video, which is the industry's only dual lens, rotatable turret camera which houses a 68 degree rotatable camera and a 150 degree panoramic camera.

Wireless Microphone

- The Hi-Fi microphone has near CD quality high fidelity sound, a line of sight range of one to two miles, and superior building penetration capabilities.
- Using patent pending intelligent standby and a lithium polymer battery gives the microphone its extraordinary battery life of up to 24 hours of talk time, and up to 30 days of standby time.
- The wireless microphone holsters are manufactured exclusively for WatchGuard and manufactured to WatchGuard transmitter specification.

VISTA

- VISTA is constructed with industrial grade components and is manufactured in the U.S.A. It is capable of recording both High Definition and Standard Definition video, and battery life capable of record up to 9 continuous hours of HD video. VISTA has other unique features, including:
    - The only wearable camera to integrate with the WatchGuard Video Evidence Library and Evidence Library Express video and evidence management applications.
    - Record-After-The-Fact which gives the ability to retrieve video not previously recorded as an event
    - VISTA WiFi is the only wearable camera system that can fully integrate with the 4RE HD Digital In-Car Video system to seamlessly capture and synchronize video from multiple vantage points.

Respectfully submitted,

Chief Mike Burridge (Ret)
Senior Vice President of Sales
WatchGuard Video

WATCH GUARD 4RENISTA Price Quote

CUSTOMER: Hattiesburg Police Department

ISSUED: 8/24/2017 3:47 PM

EXPIRATION: 9/29/2017 5:00 AM

Attn: Accounts Payable,
300 Klondyke St,,
Hattiesburg,MS,United States,
39401

TOTAL PROJECT ESTIMATED AT:
$77,750.00

ATTENTION: Captain Shannon Weaver

SALES CONTACT: Jeff Hull

PHONE: 601-544-7900

DIRECT: (469) 342-8976

E-MAIL:

E-MAIL: JHull@WatchGuardVideo.com

4RE and VISTA Proposal

VISTA HD Cameras and Options

Part Number	Detail	Qty	Direct	Discount	Total Price
VIS-EXT-WIF-BUN	VISTA HD WiFi and 4RE System Bundle. Includes 4RE Standard DVR Camera System with integrated 200GB automotive grade hard drive, ZSL camera, 16GB USB removable thumb drive, rear facing cabin camera, GPS, hardware, cabling and your choice of mounting bracket. It will also include the VISTA HD Wi-Fi Extended Capacity Wearable Camera with 9 hours continuous HD recording, one camera mount, 32 GB of storage, Wi-Fi docking base, Power over Ethernet Smart Switch	10.00	$5,495.00	$0.00	$54,950.00

VISTA HD Warranties

Part Number	Detail	Qty	Direct	Discount	Total Price
WAR-VIS-WIF-NOF	Warranty, VISTA WiFi, 3 Year No-Fault	10.00	$450.00	$0.00	$4,500.00

Evidence Library 4 Web Software and Licensing

Part Number	Detail	Qty	Direct	Discount	Total Price
KEY-EL4-DEV-004	Evidence Library 4 Web VISTA Combo-Discount Device License Key	10.00	$75.00	50.00	5750.00
KEY-EL4-DEV-001	Evidence Library 4 Web 4RE In-Car Device License Key	10.00	$150.00	$0.00	$1,500.00

4RE In-Car System and Options

Part Number	Detail	Qty	Direct	Discount	Total Price
CAM-4RE-PAN-NHD	Front Camera, 4RE, HD Panoramic, (reduced EMI).	10.00	$200.00	Sumo	$2,000.00
CAB-RIA-100-SRY	Radar Interface Cable for Stalker, Y-Cable, 10'	10.00	$75.00	50.00	$750.00

Wireless Video Transfer and Networking Options

Part Number	Detail	Qty	Direct	Discount	Total Price
4RE-WRL-KIT-101	MikroTik Configured Wireless Kit, 4RE In-Car 802.11n (Radio, Antenna, PoE, 2-10' Ethernet	10.00	$200.00	$0.00	$2,000.00

WATCH GUARD 4RENISTA Price Quote

Cables)

4RE Hardware Warranties

Part Number	Detail	Qty	Direct	Discount	Total Price
WAR-4RE-CAR-1ST	Warranty, 4RE, In-Car, 1st Year (Months 1-12)	10.00	$0.00	$0.00	$0.00
WAR-4RE-CAR-2ND	Warranty, 4RE, In-Car, 2nd Year (Months 13- 24)	10.00	$100.00	$0.00	$1,000.00
WAR-4RE-CAR-3RD	Warranty, 4RE, In-Car, 3rd Year (Months 25-36)	10.00	$200.00	$0.00	$2,000.00
WAR-4RE-CAR-4TH	Warranty, 4RE, In-Car, 4th Year (Months 37-48)	10.00	$325.00	$0.00	$3,250.00
WAR-4RE-CAR-5TH	Warranty, 4RE, In-Car, 5th Year (Months 49-60)	10.00	$450.00	$0.00	$4,500.00

Shipping and Handling

Part Number	Detail	Qty	Direct	Discount	Total Price
Freight	Shipping/Handling and Processing Charges	1.00	$550.00	$0.00	$550.00
					$77,750.00

Total Estimated Tax, may vary from State to State $0.00

Configuration Discounts	**$0.00**
Additional Quote Discount	**$0.00**
Total Amount	$77,750.00

NOTE: This is only an estimate for 4RE Et VISTA related hardware, software and WG Technical Services. Actual costs related to a turn-key operation requires more detailed discussion and analysis, which will define actual back-office costs and any costs associated with configuration, support and installation. Please contact your sales representative for more details.

To accept this quotation, sign, date and return with Purchase Order: _____ DATE: _____

415 Century Parkway • Allen, TX • 75013
Toll Free (800) 605-6734 • Main (972) 423-9777 • Fax (972) 423-9778
www.WatchGuardVideo.com