City of Hattiesburg, MS

200 Forrest St.
P.O. Box 1898
Hattiesburg, MS 39401

Meeting Agenda - Final

Tuesday, February 6, 2018

5:00 PM

Council Chambers

City Council

I. Call to Order

II. Call to Prayer and Pledge of Allegiance

III. Agenda Order

IV. APPROVAL OF MINUTES for the January 2 and 16, 2018, meetings of the City Council.

V. PRESENTATION AGENDA

VI. POLICY AGENDA

VI.-1 2018-179 Adopt Resolutions condemning the following properties as unclean and a menace to the health and safety of the community.

Attachments:

Resolution MEMORANDUM 02.06.18

1. 1312 Deason Ave

3. 1307 Rebecca Ave

4. 218 Oak ST

5. 809.5 Fairley St

6. 708 River St

7. 6 Bonnie St

8. 1213 Edward St

9. 1310 Putnam Ave

10. 2917 Laramie Circle

11. 910 S. Tipton St

12. 219 S. 23rd Ave

13. 211 S. 24th Ave

14. 211.5 S 24th Ave

15. 304 Mable St

16. 306 Mable St

17. 308 Mable St

19. 1108 E. Hardy St

RES#2018-16, executed & recorded 10. 2917 Larmie Circle

RES#2018-17, executed & recorded 11. 910 S. Tipton Street

RES#2018-18, executed & recorded 12. 219 S. 23rd Ave.

RES#2018-19, executed & recorded 13. 211 S. 24th Ave

RES#2018-20, executed & recorded 14. 211 .5 S. 24th Ave

RES#2018-21, executed & recorded 15. 304 Mable St.

RES#2018-22, executed & recorded 16. 306 Mable St.

RES#2018-23, executed & recorded 17. 308 Mable St.

RES#2018-24, executed & recorded 19. 1108 E. Hardy Street

RES#2018-8, executed & recorded 1. 1312 Deason Ave

RES#2018-9, executed & recorded 3. 1307 Rebecca Ave.

RES#2018-10, executed & recorded 4. 218 Oak Street

RES#2018-11, executed & recorded 5. 809 12 Fairley Street

RES#2018-12, executed & recorded 6. 708 River Street

RES#2018-13, executed & recorded 7. 6 Bonnie Street

RES#2018-14, executed & recorded 8. 1213 Edwards Street

RES#2018-15, executed & recorded 9. 1310 Putnam Ave.

VI.-2 2018-199 Approve Pay Application No. 2 and Final in the amount of $36,294.05 from M & M Services for the Mt. Carmel Church Demolition Project; Authorize issuance of manual check in payment thereof.

Attachments: M&M Pay App No. 2

VI.-3 2018-177 Adopt a Resolution to adjudicate the cleanup cost and direct the placement as an assessment for the demolition cost, not to exceed the value of the property per state law, against property located at 1101 Main Street, Mt. Carmel Church, as authorized in Section 21-19-11 of Mississippi Code of 1972, Annotated.

Attachments: Mount Carmel Cleanup Cost Certificate of Payment

RES - Adjudicating Cleanup Costs, 1101 Main Street, Mt. Carmel Baptist Churc

RES#2018-25, executed RES - Adjudicating Cleanup Costs, 1101 Main Street,

VI.-4 2018-163 Adopt a Resolution renewing and extending the Interlocal Cooperation Agreement between the City of Hattiesburg and Forrest County (adopted 10/7/1993 MB1993-4) for the cooperative construction, maintenance, improvement and operation of public park facilities.

Attachments: RES-Renewal, Interlocal agreement - Parks

Original Interlocal-10-7-93

Attorney General Approval-

RES#0218-26, executed RES-Renewal, Interlocal agreement - Parks

VI.-5 2018-204 Adopt a Resolution authorizing Requisition No. 15 from the Project Fund Construction Account in connection with a certain loan agreement dated August 18, 2016, by and between the Mississippi Development Bank and the City of Hattiesburg.

Attachments: 2016 Bond Resolution No. 15

RES#2018-27, executed 2016 Bond Resolution No. 15

VI.-6 2018-198 Authorize Mayor to execute professional services agreement with Shows, Dearman & Waits, Inc. for the Sanitary Sewer Waste Collection System Evaluation Report and Rehabilitation Plan for Priority Area 1 & 2.

Attachments: 11257_Owner Engineer Agreement_SSRP

executed 11257_Owner Engineer Agreement_SSRP

VI.-7 2018-189 Authorize Mayor to execute professional services agreement with Shows, Dearman & Waits, Inc. for engineering services related to the Infrastructure Improvements Along Katie Ave. and Arledge St. project.

Attachments: 11258_Owner_Engineer_Agreement-Infrastructure along Katie Ave & Arledge S

executed 11258_Owner_Engineer_Agreement-Infrastructure along Katie Ave &

VI.-8 2018-157 Authorize Mayor to execute Memorandum of Agreement for the Educational and Community Outreach Program between the City of Hattiesburg and the University of Southern Mississippi, for the period beginning March 1,2018 and ending February 28,2019(Agreement number GM000673 Amendment No.14) as authorized by MS Code 39-15-1, to allow municipalities to expend monies for support of the arts.

Attachments: MOA-USM

executed MOA-USM

VI.-9 2018-170 Authorize Mayor to execute duplicate original agreement between City of Hattiesburg Parks and Recreation and Hattiesburg Exchange Club/Dixie Youth Inc. to operate and promote Dixie Youth Baseball for Hattiesburg residents from October 1, 2017 through September 30, 2018.

Attachments: Dixie Youth 2018 Contract

Contract Attachements

executed Dixie Youth 2018 Contract

VI.-10 2018-169 Authorize Mayor to execute duplicate original agreement between City of Hattiesburg Parks and Recreation Department and Noon Day Optimist Club to operate and promote Dixie Boys Baseball for Hattiesburg residents from October 1, 2017 through September 30, 2018.

Attachments: Dixie Boys 2018 Contract

Contract Attachements

executed Dixie Boys 2018 Contract

VI.-11 2018-167 Authorize Mayor to execute duplicate original agreement between City of Hattiesburg Parks and Recreation Department and Hattiesburg Youth Soccer Association to operate and promote soccer programs for Hattiesburg residents from October 1, 2017 through September 30, 2018.

Attachments: Soccer 2017-2018 contract

Contract Attachements

executed Soccer 2017-2018 contract

VI.-12 2018-166 Authorize Mayor to execute duplicate original agreement between City of Hattiesburg Parks and Recreation Department and Hattiesburg Little League to operate and promote Little League Baseball for Hattiesburg residents from October 1, 2017 through September 30, 2018.

Attachments: Little League Contract 2018-

Contract Attachments

executed Little League Contract 2018-

VI.-13 2018-195 Authorize Mayor to execute lighting request with Mississippi Power Company to upgrade certain lights on 34th Avenue for a net increase of $293.50 to the monthly bill.

Attachments: MS Power-34th Ave lighting request

executed MS Power-34th Ave lighting request

VI.-14 2018-183 Authorize Mayor to execute lighting request with Mississippi Power Company to upgrade street lights in the Cascades Subdivision for a net increase to the monthly bill of $19.47.

Attachments: MS Power lighting request-Cascades

executed MS Power lighting request-Cascades

VI.-15 2018-182 Authorize Mayor to execute lighting request with Mississippi Power Company to upgrade street light near Sacred Heart and Apartments on 2nd Ave for a net increase to the monthly bill of $7.37.

Attachments: MS Power-Sacred Heart lighting request

executed MS Power-Sacred Heart lighting request

VI.-16 2018-176 Authorize Mayor to execute lighting agreement with Pearl River Valley Electric Power Association for installation of security light (M26-100) on existing pole near the intersection of Poplar Loop Rd. and Jervis Mims Rd for an approximate increase of $8.75 to the monthly bill.

Attachments: Lighting Agreement, Location R4-65

executed Lighting Agreement, Location R4-65

VI.-17 2018-181 Approve and Authorize Mayor to execute Lighting Lease Agreement with Mississippi Power for 34 LED fixtures at various Intersections around the city (as described in the attached agreement) for a monthly lease amount of $714.00.

Attachments: MS Power-Various Intersections

VI.-18 2018-174 Approve and Authorize Mayor to execute multiple originals of Supplemental Agreement No. 2 with Casablanca Construction, Inc. for additional construction services to repair damages caused by the January 21, 2017 tornado to the Warehouse at Water Plant No. 2 for an increase in the contract of $57,847.00; Authorize issuance of manual check in payment.

Attachments: Casablanca Constr.-Supplemental Agreement No. 2

executed Casablanca Constr.-Supplemental Agreement No. 2

VI.-19 2018-168 Approve and authorize Mayor to execute in triplicate a Contractor and Owner Agreement and a Housing Rehabilitation Grant Award to Bettye Hill of 413 South 13th Avenue in an amount not to exceed $50,000 according to the Housing Rehabilitation and Housing Programs Manual Section VII (E). {Entitlement}

Attachments: Contract and Grant Agreement 01.26.18

executed Contract and Grant Agreement 01.26.18 for Bettye Hill of 413 S. 13th

VI.-20 2018-184 Approve payment of Pay Application No. 3 to Floore Industrial Contractors, Inc. in the amount of $14,167.53 for the Gordon Creek Depot District (Buschman Street to River Avenue) project; Approve final acceptance of said project; Approve publication of Notice of Final Settlement of contract with Floore Industrial Contractors, Inc. for said project.

Attachments: Closeout Documents

VI.-21 2018-178 Approve or Deny manpower adjustments for the Departments of Administration and Urban Development, including the reclassification of one Community Development Specialist position to Planner, in accordance with Ordinance 3154.

Attachments: Wage Change Request Form - Website to Planner - 2-6-2018

Wage Change Request Form - Planner - 2-6-2018

Pay Scale Alignment Various Dept-February 2018

VI.-22 2018-175 Approve a Subrecipient Agreement with Habitat for Humanity for Basic Rehabilitation/Emergency Repairs Project for eligible City residents and Authorize the Mayor to execute the Agreement in triplicate. {Entitlement CDBG}

Attachments: 2018 Habitat Basic Rehabilitation and - or Emergency Repair Program.pdf

executed 2018 Habitat Basic Rehabilitation and - or Emergency Repair Program

VI.-23 2018-161 Adopt an order to approve the sale of personal service weapons to Officer Benjamin Deen's widow, Robin Deen, and Officer Liquori Tate's mother, Youlander Ross, pursuant to Mississippi Code Annotated 45-9-131.

Attachments: Tate Memo

Deen Memo

Parker Memo-Deen-Tate

VI.-24 2018-192 Adopt revised City of Hattiesburg Employee Handbook.

Attachments: Emp Handbook proposed revised Jan 29

VI.-25 2018-202 Ratify and confirm the Mayor's appointment of Melvin Williams (W2) to the Civil Service Commission for a six (6) year term beginning 7-1-2017 and ending 6-30-2023.

Attachments: Resume - Melvin Williams

VI.-26 2018-201 Ratify and confirm the Mayor's appointment of Roman Galey, W3 to the Civil Service Commission for a term (9/1/14 - 8/31/20), beginning September 1, 2014 and ending August 31, 2020.

Attachments: R. Galey - Resume Community Involvement 1-30-18

VI.-27 2018-151 Ratify and confirm the Mayor's appointment of Deborah Wallace (W5), to the Civil Service Commission, for a six (6) year term beginning 7-1-17and ending 6-30-23.

Attachments: Wallace-Data Sheet

Wallace-Resume

VI.-28 2018-203 Ratify and confirm the Mayor's appointment of Chad Dews (W4) to the Forrest County Industrial Park Commission for a five year term beginning 7-1-17 and ending 6-30-22.

Attachments: BOARD APPOINTMENT DATA SHEET-Chad Dews

VI.-29 2018-211 Authorize continued suspension of all City of Hattiesburg permitting fees from January 1, 2018 through April 30, 2018 for anyone affected by the 1/21/2017 tornado.

VI.-30 2018-209 Ratify and confirm the Mayor’s appointment of Kenneth Waites (Ward 1) to the Planning Commission for a term (Completing Peggy Horton's term March 19, 2013 through May 12, 2018) beginning February 6, 2018 and ending May 12, 2018.

Attachments: Data sheet Waits HPC 2018

Peggy Horton HPC Resignation

VI.-31 2018-210 Ratify and confirm the Mayor's appointment of Kenneth Waites (Ward 1) to the Board of Adjustments for a term (February 6, 2018 through February 5, 2021) beginning February 6, 2018 and ending February 5, 2021.

Attachments: Data sheet Waites BOA 2018

VI.-32 2018-205 Ratify and confirm the Mayor's appointment of Isaiah Easterling (Ward 5) to the Planning Commission for a term (completing Eric Martin's term of May 13, 2016 through May 12, 2021) beginning February 6, 2018 and ending May 12, 2021.

Attachments: Eric Martin - Resignation Letter

Data sheet Easterling HPC 2018

VI.-33 2018-206 Ratify and confirm the Mayor's appointment of Isaiah Easterling (Ward 5) to the Board of Adjustments for a term (February 6, 2018 through February 5, 2019) beginning February 6, 2018 and ending February 5, 2019.

Attachments: Data sheet Easterling BOA 2018

VI.-34 2018-207 Ratify and confirm the Mayor's appointment of James Hughes (Ward 5) to the Planning Commission for a term (completing Joe White's term of May 12, 2014 through May 12, 2019) beginning February 6, 2018 and ending May 12, 2019.

Attachments: Data sheet Hughes HPC 2018

VI.-35 2018-208 Ratify and confirm the Mayor's appointment of James Hughes (Ward 5) to the Board of Adjustments for a term (February 6, 2018 through February 5, 2020) beginning February 6, 2018 and ending February 5, 2020.

Attachments: Data sheet Hughes BOA 2018

VII. ROUTINE AGENDA

VII.-1 2018-164 Authorize Mayor to enter into a Rental Agreement between th City of Hattiesburg and Toshiba Business Solutions for a Lexmark XC8160 copier that will be located in the Hattiesburg Police Department Community Relations Division for a period of 48 months, at a cost of $216.86 per month.

Attachments: Memo-Chief Parker

Toshiba Contract

executed Toshiba Contract

VII.-2 2018-188 Acknowledge receipt of Insurance Service Office Form CC-213 and progress report for the City of Hattiesburg's annual re-certification for the FEMA Community Rating System Program, 2017; authorize Mayor to execute same (nunc pro tunc).

Attachments: MS HATTIESBURG 2018 Annual Recertification

VII.-3 2018-200 Acknowledge receipt of temporary construction easements and warranty deeds for four rights-of-way from Charles O. Middlebrooks, Jr., Jerald Edwin Levins and Keith Alan Stockett as Trustees of 38th Avenue Baptist Church, for the 38th Avenue Sidewalk Project; Authorize City Clerk to record said easements and deeds with Forrest County.

Tax Parcel No.: 2-028L-07-027.00
PPIN: 23033 Warranty Deed & Temporary Construction Easement
Tax Parcel No.: 2-028L-07-026.00
PPIN: 23034 Warranty Deed & Temporary Construction Easement
Tax Parcel No.: 2-028L-07-029.00
PPIN: 23039 Warranty Deed & Temporary Construction Easement
Tax Parcel No.: 2-028E-06-085.00
PPIN: 26333 Warranty Deed & Temporary Construction Easement

Attachments: Construction Easement - 38th Ave Church PPIN 23039-23034-23033
Construction Easement - 38th Ave Church PPIN 26333
Warranty Deed - 38th Ave Church PPIN 23039-23034-23033
Warranty Deed - 38th Ave Church PPIN 26333

VII.-4 2018-158 Acknowledge receipt of the monthly budget report for the month ending December 31, 2017, on permanent file in the City Clerk's Office.

Attachments: EXP17.1217
REV17.1217

VII.-5 2018-190 Acknowledge bids received January 25, 2018 for the Hattiesburg Public Safety Complex Demolition Project and accept bid from Codaray Construction, LLC in the amount of $494,942.00 as the lowest and best bid; Authorize Mayor to execute contracts upon preparation.

Attachments: Signed Award Recommendation Letter

Signed Certified Bid Tab

2017-12-07 HPSC Demo Package Bid Specifications.pdf

2017-12-07 HPSC Demo Package Bid Drawings

VII.-6 2018-197 Acknowledge bids received January 25, 2018 for the Sullivan Park Pavilion Project and accept the bid from Greater Southeast Construction, LLC in the amount of $214,535.00 for the Base Bid and Add Alternates #1, #2, & #3 as the lowest and best bid.

Attachments: Great Southeast Ltr of Recomm

Sullivan Park Pavilion - Cert Bid Tab (002)

VII.-7 2018-185 Acknowledge bids received January 25, 2018 for the Tatum Park Soccer Fields #15 & #17 Lighting Project and accept bid of $164,800.00 from Buckhaults Electric Service, LLC as lowest and best bid; Authorize Mayor to execute contracts upon preparation.

Attachments: Tatum Park - Fields 15_17 Lighting-Cert Bid Tab

Buckhaults Ltr

VII.-8 2018-165 Acknowledge bids received January 11, 2018 for the Hub City Transit Facility construction project and accept bid from Greater Southeast Construction, LLC in the amount of $1,053,000.00 as the lowest and best bid; authorize Mayor to execute contract for same, including all alternates.

Attachments: HCT Facility Bid Tab - Certified

HCT Facility Bid Recommendation Letter

17000 HUB City Specifications_Combined

ADDENDUM NUMBER ONE_combined

A101-2007 - Final - 002

VII.-9 2018-173 Approve publication of Notice re-scheduling a Public Hearing in Ward 5 for the 2018-2022 Five-Year Consolidated Plan for the CDBG and HOME Programs and establishing and extending a Public Comment Period ending on March 26, 2018.

Attachments: NOTICE OF Rescheduled PUBLIC HEARING.pdf

executed NOTICE OF Rescheduled PUBLIC HEARING.pdf

VII.-10 2018-162 Approve and authorize publication of Notice to Bidders for computers and cradlepoints for ten (10) new police vehicles for the Hattiesburg Police Department.

Attachments: Notice to Bidders - Computers and Cradlepoints for Patrol Cars

Specs-Cradle Points and computers, HPD

executed Notice to Bidders - Computers and Cradlepoints for Patrol Cars

VII.-11 2018-180 Approve specifications for Janitorial services for various City of Hattiesburg buildings; Authorize advertisement for bids for same.

Attachments: Specs- cleaning services

Notice to Bidders - Cleaning Services

executed Notice to Bidders - Cleaning Services

VII.-12 2018-172 Approve the sale of grave spaces, per attached receipts and memos.

Attachments: Memos (02-06-18)

Receipts (02-06-18)

Deeds (02-06-18)

executed Deeds (02-06-18)

VII.-13 2018-171 Approve the City's Purchase of two (2) grave spaces located in the Southwest Quarter (SW 1/4), Lot 56, Section 23 at Highland Cemetery, Minute Book 2013 Page 292, in the amount of $350.00 from David B. Richards; authorize manual check for the same.

Attachments: Buy Back (David B. Richards) 02-06-18

VII.-14 2018-196 Approve and authorize issuance of manual check for CDBG Program Claim per the attached memorandum. {Entitlement CDBG}

Attachments: Memorandum for CDBG Program Claim February 6, 2018 No. 1.pdf

VII.-15 2018-159 Approve claims docket for the period ending January 31, 2018.

Attachments: DOCKET 18.01-31

City of Hattiesburg, MS

200 Forrest St.
P.O. Box 1898
Hattiesburg, MS 39401

Master

File Number: 2018-179

File ID:	2018-179	**Type:**	Resolution	**Status:**	Passed
Version:	2	**Reference:**		**In Control:**	City Council
Requester:	Chris Price			**File Created:**	01/29/2018
Brief Title:	Adopt Resolutions condemning the following properties as unclean and a menace to the health and safety of the community.			**Final Action:**	02/06/2018
				Minute Book Number:	MB2018-24

Title: Adopt Resolutions condemning the following properties as unclean and a menace to the health and safety of the community.

Notes:

		Agenda Date:	02/06/2018
Indexes:		**Agenda Number:**	VI.-1
Sponsors:		**Enactment Date:**	
Attachments:	Resolution MEMORANDUM 02.06.18, 1. 1312 Deason Ave, 3. 1307 Rebecca Ave, 4. 218 Oak ST, 5. 809.5 Fairley St, 6. 708 River St, 7. 6 Bonnie St, 8. 1213 Edward St, 9. 1310 Putnam Ave, 10. 2917 Laramie Circle, 11. 910 S. Tipton St, 12. 219 S. 23rd Ave, 13. 211 S. 24th Ave, 14. 211.5 S 24th Ave, 15. 304 Mable St, 16. 306 Mable St, 17. 308 Mable St, 19. 1108 E. Hardy St, RES#2018-16, executed & recorded 10. 2917 Larmie Circle, RES#2018-17, executed & recorded 11. 910 S. Tipton Street, RES#2018-18, executed & recorded 12. 219 S. 23rd Ave., RES#2018-19, executed & recorded 13. 211 S. 24th Ave, RES#2018-20, executed & recorded 14. 211 .5 S. 24th Ave, RES#2018-21, executed & recorded 15. 304 Mable St., RES#2018-22, executed & recorded 16. 306 Mable St., RES#2018-23, executed & recorded 17. 308 Mable St., RES#2018-24, executed & recorded 19. 1108 E. Hardy Street, RES#2018-8, executed & recorded 1. 1312 Deason Ave, RES#2018-9, executed & recorded 3. 1307 Rebecca Ave., RES#2018-10, executed & recorded 4. 218 Oak Street, RES#2018-11, executed & recorded 5. 809 12 Fairley Street, RES#2018-12, executed & recorded 6. 708 River Street, RES#2018-13, executed & recorded 7. 6 Bonnie Street, RES#2018-14, executed & recorded 8. 1213 Edwards Street, RES#2018-15, executed & recorded 9. 1310 Putnam Ave.		**Enactment Number:**	

Contact:

Meeting Date: 02/06/2018

Drafter: Ashley Fortenberry

Effective Date:

History of Legislative File

Version:	Acting Body:	Date:	Action:	Sent To:	Due Date:	Return Date:	Result:
2	City Council	02/06/2018	Adopt				Pass
	Action Text: Adopt						
		Yea:	5	Council Member George Council Member Delgado Council President Carroll Council Vice President Dryden Council Member Brown			

Text of Legislative File 2018-179

Title

Adopt Resolutions condemning the following properties as unclean and a menace to the health and safety of the community.

Summary

Condemnation Resloution 02.06.2018

Budget Information

MAYOR
Toby Barker

COUNCIL - WARD ONE	COUNCIL - WARD TWO	COUNCIL - WARD THREE	COUNCIL - WARD FOUR	COUNCIL - WARD FIVE
Jeffrey George	*Deborah Denard Delgado*	*Carter Carroll*	*Mary Dryden*	*Nicholas Brown*

MEMORANDUM

TO: Mayor and City Council

FROM: Andrew Ellard, Director of Urban Development

DATE: January 23, 2018

RE: Adopt a Resolution

I recommend the adoption of resolutions determining the following properties are in such a state of uncleanliness so as to be a menace to the health and safety of the community.

Address	PPIN #	Ward	Violations
1. 1312 Deason Ave.	22399	2	DS,VS,OGL,T&L,DM
3. 1307 Rebecca Ave.	22476	2	DS,VS,OGL,T&L,DM
4. 218 Oak St.	20282	2	DS,VS,OGL,T&L,DM
5. 809 ½ Fairley St.	25866	2	DS,VS,OGL,T&L,DM
6. 708 River St.	17491	2	DS,VS,OGL,T&L,DM
7. 6 Bonnie St.	21086	2	DS,VS,OGL,T&L,PID,DM
8. 1213 Edwards St.	13618	5	US,OGL,DM
9. 1310 Putnam Ave	22480	2	VS, DS, OGL, T&L
10. 2917 Laramie Circle	24772	3	VS, OGL
11. 910 S Tipton St	22107	2	DS, VS, T&L
12. 219 S. 23rd Ave.	16588	4	T&L,OGL
13. 211 S. 24th Ave.	16568	4	T&L,OGL
14. 211 ½ S. 24th Ave.	16568	4	VS,US,T&L,OGL,DM
15. 304 Mable St.	20567	2	DS,VS,US,OGL,T&L,DM
16. 306 Mable St.	20568	2	DS,VS,US,OGL,T&L,DM
17. 308 Mable St.	20570	2	DS,VS,US,OGL,T&L,DM
19. 1108 E. Hardy St.	21149	2	DS,VS,OGL,US,T&L,DM

Trash & Litter=T&L
Vacant Structure=VS
Dangerous Structure=DS
Overgrown Lot=OGL
Open Storage=OS
Protective Treatment=PT
Accessory Structure=AS
Unsafe Structure=US
Abandoned Vehicle=AV
Interior Structure=IS
Exterior Structure=ES
Electrical=EL
Responsibility (Water)=RW
Hazardous Tree=HT
Glazing=GL
PID=Premise Id
X’s2=2 Structures
Structure Built in Right of Way= SBROW
Demo=DM

Prepared by:
City of Hattiesburg
Code Enforcement
P.O. Box 1898
Hattiesburg, Mississippi 39403-1898

Return to:
City of Hattiesburg
City Clerk's Office
P.O. Box 1898
Hattiesburg, Mississippi 39403-1898

RESOLUTION
CONDEMNATION OF UNSAFE AND DILAPIDATED PROPERTY
Case #1 1312 Deason Ave.

WHEREAS, on the 2nd day of January 2018 the Council of the City of Hattiesburg, Mississippi, passed a resolution announcing the intention of the City Council to hold a hearing on, the 5th day of February, 2018, in the Council Meeting Room of City Hall in Hattiesburg, Mississippi, as provided by Section 21-19-11 of the Mississippi Code of 1972, as annotated and amended, to determine whether or not the following described property is in such a state of uncleanliness as to be a menace to the health and safety of the community, to-wit:

PARCEL: 2-030M-11-034.00, 1312 Deason Avenue HATTIESBURG, MS 39401 and better described as East one half (E1/2), of Lot 2, Block 5, Omega Subdivision, City of Hattiesburg, County of Forrest, State of Mississippi, as per the map or plat thereof on file in the office of the Chancery Clerk of Forrest County, Mississippi.

WHEREAS, the owner of the property is: Odell Bolton

WHEREAS, proper and timely notice of said hearing was given to said parties more than two weeks prior to the date of the hearing; and

WHEREAS, at said hearing it was determined that the aforementioned property is in such a state of uncleanliness as to be a menace to the health and safety of the community and should be condemned.

NOW, THEREFORE, BE IT RESOLVED by the Council of the City of Hattiesburg, Mississippi, as follows:

1**.** A period of fifteen (15) days shall be extended to the property owner for removal of the violations listed:

Dangerous Structure (International Property Maintenance Code, Sec. 108.1.5)
Vacant Structure (International Property Maintenance Code, Sec. 301.3)
Overgrown Lot or Weeds (International Property Maintenance Code, Sec. 302.4)
Trash and Litter (International Property Maintenance Code, Sec. 307.1)

2. If the property owners do not take corrective action within fifteen (15) days to remove the violations, then after a complete and final legal review of the property conducted by the City Attorney, the City will take action to remove all violations listed, said work to be legally contracted with a private contractor or City crews, and the cost of same plus penalty to be certified to the City Clerk for further legal disposition.

3. A copy of this Resolution will be certified and recorded in the Chancery Clerk's Office of Forrest County, Mississippi.

The above and foregoing Resolution, after having been first reduced to writing, was introduced by Council member _____ seconded by Council member _____, and was adopted by the following vote, to-wit:

YEAS: NAYS: ABSENT:

The motion having received the affirmative vote of a majority of the Council members present, the President declared the motion carried and the resolution adopted, on this the 6th day of February, 2018.

(SEAL)

ATTEST: **ADOPTED:**

_____ _____

CLERK OF COUNCIL **PRESIDENT**

The above and foregoing Resolution having been submitted to and approved by the Mayor, this the 6th day of February, 2018

ATTEST: **APPROVED:**

_____ _____

CITY CLERK **MAYOR**

Prepared by:
City of Hattiesburg
Code Enforcement
P.O. Box 1898
Hattiesburg, Mississippi 39403-1898

Return to:
City of Hattiesburg
City Clerk's Office
P.O. Box 1898
Hattiesburg, Mississippi 39403-1898

RESOLUTION
CONDEMNATION OF UNSAFE AND DILAPIDATED PROPERTY
Case #3 1307 Rebecca Ave.

WHEREAS, on the 2nd day of January 2018 the Council of the City of Hattiesburg, Mississippi, passed a resolution announcing the intention of the City Council to hold a hearing on, the 5th day of February, 2018, in the Council Meeting Room of City Hall in Hattiesburg, Mississippi, as provided by Section 21-19-11 of the Mississippi Code of 1972, as annotated and amended, to determine whether or not the following described property is in such a state of uncleanliness as to be a menace to the health and safety of the community, to-wit:

PARCEL: 2-030M-11-219.00, 1307 Rebecca Avenue HATTIESBURG, MS 39401 and better described as Lot 4 in Block 14, in the Omega Subdivision, located and being situated in the City of Hattiesburg, Forrest County, Mississippi, with all improvements thereon and appurtenances thereunto belonging.

WHEREAS, the owner of the property is: Ed Marsh and Lois Marsh

WHEREAS, proper and timely notice of said hearing was given to said parties more than two weeks prior to the date of the hearing; and

WHEREAS, at said hearing it was determined that the aforementioned property is in such a state of uncleanliness as to be a menace to the health and safety of the community and should be condemned.

NOW, THEREFORE, BE IT RESOLVED by the Council of the City of Hattiesburg, Mississippi, as follows:

1**.** A period of fifteen (15) days shall be extended to the property owner for removal of the violations listed:

Dangerous Structure (International Property Maintenance Code, Sec. 108.1.5)
Vacant Structure (International Property Maintenance Code, Sec. 301.3)
Overgrown Lot or Weeds (International Property Maintenance Code, Sec. 302.4)
Trash and Litter (International Property Maintenance Code, Sec. 307.1)

2. If the property owners do not take corrective action within fifteen (15) days to remove the violations, then after a complete and final legal review of the property conducted by the City Attorney, the City will take action to remove all violations listed, said work to be legally contracted with a private contractor or City crews, and the cost of same plus penalty to be certified to the City Clerk for further legal disposition.

3. A copy of this Resolution will be certified and recorded in the Chancery Clerk's Office of Forrest County, Mississippi.

The above and foregoing Resolution, after having been first reduced to writing, was introduced by Council member _____ seconded by Council member _____, and was adopted by the following vote, to-wit:

YEAS: NAYS: ABSENT:

The motion having received the affirmative vote of a majority of the Council members present, the President declared the motion carried and the resolution adopted, on this the 6th day of February, 2018.

(SEAL)

ATTEST: **ADOPTED:**

_____ _____

CLERK OF COUNCIL **PRESIDENT**

The above and foregoing Resolution having been submitted to and approved by the Mayor, this the 6th day of February, 2018

ATTEST: **APPROVED:**

_____ _____

CITY CLERK **MAYOR**

Prepared by:
City of Hattiesburg
Code Enforcement
P.O. Box 1898
Hattiesburg, Mississippi 39403-1898

Return to:
City of Hattiesburg
City Clerk's Office
P.O. Box 1898
Hattiesburg, Mississippi 39403-1898

RESOLUTION
CONDEMNATION OF UNSAFE AND DILAPIDATED PROPERTY
Case #4 218 Oak Street

WHEREAS, on the 2nd day of January 2018 the Council of the City of Hattiesburg, Mississippi, passed a resolution announcing the intention of the City Council to hold a hearing on, the 5th day of February, 2018, in the Council Meeting Room of City Hall in Hattiesburg, Mississippi, as provided by Section 21-19-11 of the Mississippi Code of 1972, as annotated and amended, to determine whether or not the following described property is in such a state of uncleanliness as to be a menace to the health and safety of the community, to-wit:

PARCEL: 2-030L-11-127.00, 218 Oak Street HATTIESBURG, MS 39401 and better described as Lot 13, Block 2 of the R. A. Magruder Subdivision or Addition to the City of Hattiesburg, Forrest County, Mississippi, as per the map or plat thereof on file in the office of the Chancery Clerk of Forest County, Mississippi; together with all improvements thereon and appurtenances thereunto belonging.

WHEREAS, the owner of the property is: Delphia M. Jackson and Calvin Jackson

WHEREAS, proper and timely notice of said hearing was given to said parties more than two weeks prior to the date of the hearing; and

WHEREAS, at said hearing it was determined that the aforementioned property is in such a state of uncleanliness as to be a menace to the health and safety of the community and should be condemned.

NOW, THEREFORE, BE IT RESOLVED by the Council of the City of Hattiesburg, Mississippi, as follows:

1**.** A period of fifteen (15) days shall be extended to the property owner for removal of the violations listed:

Dangerous Structure (International Property Maintenance Code, Sec. 108.1.5)
Vacant Structure (International Property Maintenance Code, Sec. 301.3)
Overgrown Lot or Weeds (International Property Maintenance Code, Sec. 302.4)
Trash and Litter (International Property Maintenance Code, Sec. 307.1)

2. If the property owners do not take corrective action within fifteen (15) days to remove the violations, then after a complete and final legal review of the property conducted by the City Attorney, the City will take action to remove all violations listed, said work to be legally contracted with a private contractor or City crews, and the cost of same plus penalty to be certified to the City Clerk for further legal disposition.

3. A copy of this Resolution will be certified and recorded in the Chancery Clerk's Office of Forrest County, Mississippi.

The above and foregoing Resolution, after having been first reduced to writing, was introduced by Council member _____ seconded by Council member _____, and was adopted by the following vote, to-wit:

YEAS: NAYS: ABSENT:

The motion having received the affirmative vote of a majority of the Council members present, the President declared the motion carried and the resolution adopted, on this the 6th day of February, 2018.

(SEAL)

ATTEST: **ADOPTED:**

_____ _____

CLERK OF COUNCIL **PRESIDENT**

The above and foregoing Resolution having been submitted to and approved by the Mayor, this the 6th day of February, 2018

ATTEST: **APPROVED:**

_____ _____

CITY CLERK **MAYOR**

Prepared by:
City of Hattiesburg
Code Enforcement
P.O. Box 1898
Hattiesburg, Mississippi 39403-1898

Return to:
City of Hattiesburg
City Clerk's Office
P.O. Box 1898
Hattiesburg, Mississippi 39403-1898

RESOLUTION
CONDEMNATION OF UNSAFE AND DILAPIDATED PROPERTY
Case #5 809 ½ Fairley St.

WHEREAS, on the 2nd day of January 2018 the Council of the City of Hattiesburg, Mississippi, passed a resolution announcing the intention of the City Council to hold a hearing on, the 5th day of February, 2018, in the Council Meeting Room of City Hall in Hattiesburg, Mississippi, as provided by Section 21-19-11 of the Mississippi Code of 1972, as annotated and amended, to determine whether or not the following described property is in such a state of uncleanliness as to be a menace to the health and safety of the community, to-wit:

PARCEL: 2-029H-03-011.00, 809 ½ Fairley Street HATTIESBURG, MS 39401 and better described as commencing at the Northeast corner if the present terminus of East 8th Street and/or the Southwest corner of the Clifton Knight property and run thence North for a distance of 180 feet for the point of beginning: From this point of the beginning run thence East and at right angles to the last named course a distance of 170 feet along the North line of the Ned Cole property: thence North and at right angles to the last named course a distance of 130.8 feet; thence West and at right angles to the last named course a distance of 170 feet; thence South and at right angles to the last named course a distance of 130.8 feet to the point of beginning; said parcel of land lying and being situated in the NE-1/4 of the SE-1/4 of Se3ction 3 Township 4 North, Range 13 West, Forrest County.

WHEREAS, the owner of the property is: Dollie Jones

WHEREAS, proper and timely notice of said hearing was given to said parties more than two weeks prior to the date of the hearing; and

WHEREAS, at said hearing it was determined that the aforementioned property is in such a state of uncleanliness as to be a menace to the health and safety of the community and should be condemned.

NOW, THEREFORE, BE IT RESOLVED by the Council of the City of Hattiesburg, Mississippi, as follows:

1**.** A period of fifteen (15) days shall be extended to the property owner for removal of the violations listed:

Dangerous Structure (International Property Maintenance Code, Sec. 108.1.5)
Vacant Structure (International Property Maintenance Code, Sec. 301.3)
Overgrown Lot or Weeds (International Property Maintenance Code, Sec. 302.4)
Trash and Litter (International Property Maintenance Code, Sec. 307.1)

2. If the property owners do not take corrective action within fifteen (15) days to remove the violations, then after a complete and final legal review of the property conducted by the City Attorney, the City will take action to remove all violations listed, said work to be legally contracted with a private contractor or City crews, and the cost of same plus penalty to be certified to the City Clerk for further legal disposition.

3. A copy of this Resolution will be certified and recorded in the Chancery Clerk's Office of Forrest County, Mississippi.

The above and foregoing Resolution, after having been first reduced to writing, was introduced by Council member _____ seconded by Council member _____, and was adopted by the following vote, to-wit:

YEAS: NAYS: ABSENT:

The motion having received the affirmative vote of a majority of the Council members present, the President declared the motion carried and the resolution adopted, on this the 6th day of February, 2018.

(SEAL)

ATTEST: **ADOPTED:**

_____ _____
CLERK OF COUNCIL **PRESIDENT**

The above and foregoing Resolution having been submitted to and approved by the Mayor, this the 6th day of February, 2018

ATTEST: **APPROVED:**

_____ _____
CITY CLERK **MAYOR**

Prepared by:
City of Hattiesburg
Code Enforcement
P.O. Box 1898
Hattiesburg, Mississippi 39403-1898

Return to:
City of Hattiesburg
City Clerk's Office
P.O. Box 1898
Hattiesburg, Mississippi 39403-1898

RESOLUTION
CONDEMNATION OF UNSAFE AND DILAPIDATED PROPERTY
Case #6 708 River St.

WHEREAS, on the 2nd day of January 2018 the Council of the City of Hattiesburg, Mississippi, passed a resolution announcing the intention of the City Council to hold a hearing on, the 5th day of February, 2018, in the Council Meeting Room of City Hall in Hattiesburg, Mississippi, as provided by Section 21-19-11 of the Mississippi Code of 1972, as annotated and amended, to determine whether or not the following described property is in such a state of uncleanliness as to be a menace to the health and safety of the community, to-wit:

PARCEL: 2-029H-03-145.00, 708 River Street HATTIESBURG, MS 39401 and better described as Lot 2 and 14 in Block 37 of the Hicks Subdivision of the Hardy & Scott Survey of the City of Hattiesburg, Forrest county, Mississippi as per map or plat thereof on file in the Office of the Chancery Clerk of Forrest County, State of Mississippi; together with all improvements thereon and appurtenances thereunto belonging.

WHEREAS, the owner of the property is: Monica Johnson

WHEREAS, proper and timely notice of said hearing was given to said parties more than two weeks prior to the date of the hearing; and

WHEREAS, at said hearing it was determined that the aforementioned property is in such a state of uncleanliness as to be a menace to the health and safety of the community and should be condemned.

NOW, THEREFORE, BE IT RESOLVED by the Council of the City of Hattiesburg, Mississippi, as follows:

1**.** A period of fifteen (15) days shall be extended to the property owner for removal of the violations listed:

Dangerous Structure (International Property Maintenance Code, Sec. 108.1.5)
Vacant Structure (International Property Maintenance Code, Sec. 301.3)
Overgrown Lot or Weeds (International Property Maintenance Code, Sec. 302.4)
Trash and Litter (International Property Maintenance Code, Sec. 307.1)

Hazardous Tree (Land Development Code, Sec. 79.13)

2. If the property owners do not take corrective action within fifteen (15) days to remove the violations, then after a complete and final legal review of the property conducted by the City Attorney, the City will take action to remove all violations listed, said work to be legally contracted with a private contractor or City crews, and the cost of same plus penalty to be certified to the City Clerk for further legal disposition.

3. A copy of this Resolution will be certified and recorded in the Chancery Clerk's Office of Forrest County, Mississippi.

The above and foregoing Resolution, after having been first reduced to writing, was introduced by Council member _____ seconded by Council member _____, and was adopted by the following vote, to-wit:

YEAS: NAYS: ABSENT:

The motion having received the affirmative vote of a majority of the Council members present, the President declared the motion carried and the resolution adopted, on this the 6th day of February, 2018.

(SEAL)

ATTEST: **ADOPTED:**

_____ _____

CLERK OF COUNCIL **PRESIDENT**

The above and foregoing Resolution having been submitted to and approved by the Mayor, this the 6th day of February, 2018

ATTEST: **APPROVED:**

_____ _____

CITY CLERK **MAYOR**

Prepared by:
City of Hattiesburg
Code Enforcement
P.O. Box 1898
Hattiesburg, Mississippi 39403-1898

Return to:
City of Hattiesburg
City Clerk's Office
P.O. Box 1898
Hattiesburg, Mississippi 39403-1898

RESOLUTION
CONDEMNATION OF UNSAFE AND DILAPIDATED PROPERTY
Case #7 6 Bonnie Street

WHEREAS, on the 2nd day of January 2018 the Council of the City of Hattiesburg, Mississippi, passed a resolution announcing the intention of the City Council to hold a hearing on, the 5th day of February, 2018, in the Council Meeting Room of City Hall in Hattiesburg, Mississippi, as provided by Section 21-19-11 of the Mississippi Code of 1972, as annotated and amended, to determine whether or not the following described property is in such a state of uncleanliness as to be a menace to the health and safety of the community, to-wit:

PARCEL: 2-030L-11-013.00, 6 Bonnie Street, HATTIESBURG, MS 39401 and better described as

Parcel One (1):
N ½ of Lot 1 Block 2 A. K. McInnis 2nd parcel #18242-0600200100 PPIN# 21085, Section 11, Township 4 North, range 13 West, Parcel/PPIN: 18242061600200100.

Parcel Two (2):

S ½ of Lot 1 Block 2 A.K. McInnis 2nd Addition, Rec#17108 PPIN #21986 Parcel #242-0616-00200200, Section 11, Township 4 North, Range 13 West, Parcel/PPIN: 242061600200200.

WHEREAS, the owner of the property is: Pentecostal Temple Church

WHEREAS, proper and timely notice of said hearing was given to said parties more than two weeks prior to the date of the hearing; and

WHEREAS, at said hearing it was determined that the aforementioned property is in such a state of uncleanliness as to be a menace to the health and safety of the community and should be condemned.

NOW, THEREFORE, BE IT RESOLVED by the Council of the City of Hattiesburg, Mississippi, as follows:

1**.** A period of fifteen (15) days shall be extended to the property owner for removal of the violations

listed:

Dangerous Structure (International Property Maintenance Code, Sec. 108.1.5)
Vacant Structure (International Property Maintenance Code, Sec. 301.3)
Overgrown Lot or Weeds (International Property Maintenance Code, Sec. 302.4)
Trash and Litter (International Property Maintenance Code, Sec. 307.1)
Permises Identification (International Property Maintenance Code, Sec. 304.3)

2. If the property owners do not take corrective action within fifteen (15) days to remove the violations, then after a complete and final legal review of the property conducted by the City Attorney, the City will take action to remove all violations listed, said work to be legally contracted with a private contractor or City crews, and the cost of same plus penalty to be certified to the City Clerk for further legal disposition.

3. A copy of this Resolution will be certified and recorded in the Chancery Clerk's Office of Forrest County, Mississippi.

The above and foregoing Resolution, after having been first reduced to writing, was introduced by Council member _____ seconded by Council member _____, and was adopted by the following vote, to-wit:

YEAS: NAYS: ABSENT:

The motion having received the affirmative vote of a majority of the Council members present, the President declared the motion carried and the resolution adopted, on this the 6th day of February, 2018.

(SEAL)

ATTEST: **ADOPTED:**

_____ _____
CLERK OF COUNCIL **PRESIDENT**

The above and foregoing Resolution having been submitted to and approved by the Mayor, this the 6th day of February, 2018

ATTEST: **APPROVED:**

_____ _____
CITY CLERK **MAYOR**

Prepared by:
City of Hattiesburg
Code Enforcement
P.O. Box 1898
Hattiesburg, Mississippi 39403-1898

Return to:
City of Hattiesburg
City Clerk's Office
P.O. Box 1898
Hattiesburg, Mississippi 39403-1898

RESOLUTION
CONDEMNATION OF UNSAFE AND DILAPIDATED PROPERTY
Case #8 1213 Edwards St.

WHEREAS, on the 2nd day of January 2018 the Council of the City of Hattiesburg, Mississippi, passed a resolution announcing the intention of the City Council to hold a hearing on, the 5th day of February, 2018, in the Council Meeting Room of City Hall in Hattiesburg, Mississippi, as provided by Section 21-19-11 of the Mississippi Code of 1972, as annotated and amended, to determine whether or not the following described property is in such a state of uncleanliness as to be a menace to the health and safety of the community, to-wit:

PARCEL: 2-038H-15-066.00, 1213 EDWARDS STREET, HATTIESBURG, MS 39401 and better described as The South half of the North half of Lots 10, 11 and 12, Block 16 of the Burkett's Subdivision in the City of Hattiesburg, County of Forrest, State if Mississippi, as per the map or plat thereof on file in the office in the office of the Chancery Clerk of Forrest County, Mississippi, being more particularly described as follows, to-wit: Begin at the point of intersection of the North line of Magnolia Avenue with the West line of Edwards Street; thence run West parallel with Magnolia Avenue 168 feet to the West line of Lot 10 for 50 feet; thence run East parallel with Magnolia Avenue 168 feet to the point of beginning.

And also: The South 5 feet of the North 50 feet of Lots 10, 11 and 12, Block 16 of the Burkett's Subdivision in the City if Hattiesburg, County of Forrest, State of Mississippi.

And also: The South half of the North half of Lot 9, Block 16 of the Burkett's Subdivision in the City of Hattiesburg, County of Forrest, State of Mississippi; together with all improvements thereon and appurtenances thereunto belonging.

WHEREAS, the owner of the property is: Mark Gibson

WHEREAS, proper and timely notice of said hearing was given to said parties more than two weeks prior to the date of the hearing; and

WHEREAS, at said hearing it was determined that the aforementioned property is in such a state of uncleanliness as to be a menace to the health and safety of the community and should be condemned.

NOW, THEREFORE, BE IT RESOLVED by the Council of the City of Hattiesburg,

Mississippi, as follows:

1. A period of fifteen (15) days shall be extended to the property owner for removal of the violations listed:

Dangerous Structure (International Property Maintenance Code, Sec. 108.1.5)
Vacant Structure (International Property Maintenance Code, Sec. 301.3)
Overgrown Lot or Weeds (International Property Maintenance Code, Sec. 302.4)
Trash and Litter (International Property Maintenance Code, Sec. 307.1)
Hazardous Tree (Land Development Code, Sec. 79.13)

2. If the property owners do not take corrective action within fifteen (15) days to remove the violations, then after a complete and final legal review of the property conducted by the City Attorney, the City will take action to remove all violations listed, said work to be legally contracted with a private contractor or City crews, and the cost of same plus penalty to be certified to the City Clerk for further legal disposition.

3. A copy of this Resolution will be certified and recorded in the Chancery Clerk's Office of Forrest County, Mississippi.

The above and foregoing Resolution, after having been first reduced to writing, was introduced by Council member _____ seconded by Council member _____, and was adopted by the following vote, to-wit:

YEAS: NAYS: ABSENT:

The motion having received the affirmative vote of a majority of the Council members present, the President declared the motion carried and the resolution adopted, on this the 6th day of February, 2018.

(SEAL)

ATTEST: **ADOPTED:**

_____ _____
CLERK OF COUNCIL **PRESIDENT**

The above and foregoing Resolution having been submitted to and approved by the Mayor, this the 6th day of February, 2018

ATTEST: **APPROVED:**

_____ _____
CITY CLERK **MAYOR**

Prepared by:
City of Hattiesburg
Code Enforcement
P.O. Box 1898
Hattiesburg, Mississippi 39403-1898

Return to:
City of Hattiesburg
City Clerk's Office
P.O. Box 1898
Hattiesburg, Mississippi 39403-1898

RESOLUTION
CONDEMNATION OF UNSAFE AND DILAPIDATED PROPERTY
Case #9 1310 Putnam Ave.

WHEREAS, on the 2nd day of January 2018 the Council of the City of Hattiesburg, Mississippi, passed a resolution announcing the intention of the City Council to hold a hearing on, the 5th day of February, 2018, in the Council Meeting Room of City Hall in Hattiesburg, Mississippi, as provided by Section 21-19-11 of the Mississippi Code of 1972, as annotated and amended, to determine whether or not the following described property is in such a state of uncleanliness as to be a menace to the health and safety of the community, to-wit:

PARCEL: 2-030M-11-242.00, 1310 Putnam Avenue HATTIESBURG, MS 39401 and better described as Lot 8, Block 14, of the Omega Subdivision, City of Hattiesburg, County Forrest, State of Mississippi, as per map on plat thereof on file in the Office of the Chancery Clerk of Forest County, Mississippi; together with all improvements thereon and all appurtenances thereunto belonging.

WHEREAS, the owner of the property is: Janice Williams

WHEREAS, proper and timely notice of said hearing was given to said parties more than two weeks prior to the date of the hearing; and

WHEREAS, at said hearing it was determined that the aforementioned property is in such a state of uncleanliness as to be a menace to the health and safety of the community and should be condemned.

NOW, THEREFORE, BE IT RESOLVED by the Council of the City of Hattiesburg, Mississippi, as follows:

1**.** A period of fifteen (15) days shall be extended to the property owner for removal of the violations listed:

Dangerous Structure (International Property Maintenance Code, Sec. 108.1.5)
Vacant Structure (International Property Maintenance Code, Sec. 301.3)
Overgrown Lot or Weeds (International Property Maintenance Code, Sec. 302.4)
Trash and Litter (International Property Maintenance Code, Sec. 307.1)

2. If the property owners do not take corrective action within fifteen (15) days to remove the violations, then after a complete and final legal review of the property conducted by the City Attorney, the City will take action to remove all violations listed, said work to be legally contracted with a private contractor or City crews, and the cost of same plus penalty to be certified to the City Clerk for further legal disposition.

3. A copy of this Resolution will be certified and recorded in the Chancery Clerk's Office of Forrest County, Mississippi.

The above and foregoing Resolution, after having been first reduced to writing, was introduced by Council member _____ seconded by Council member _____, and was adopted by the following vote, to-wit:

YEAS: NAYS: ABSENT:

The motion having received the affirmative vote of a majority of the Council members present, the President declared the motion carried and the resolution adopted, on this the 6th day of February, 2018.

(SEAL)

ATTEST: **ADOPTED:**

_____ _____

CLERK OF COUNCIL **PRESIDENT**

The above and foregoing Resolution having been submitted to and approved by the Mayor, this the 6th day of February, 2018

ATTEST: **APPROVED:**

_____ _____

CITY CLERK **MAYOR**

Prepared by:
City of Hattiesburg
Code Enforcement
P.O. Box 1898
Hattiesburg, Mississippi 39403-1898

Return to:
City of Hattiesburg
City Clerk's Office
P.O. Box 1898
Hattiesburg, Mississippi 39403-1898

RESOLUTION
CONDEMNATION OF UNSAFE AND DILAPIDATED PROPERTY
Case #10. 2917 Laramie Circle

WHEREAS, on the 2nd day of January 2018 the Council of the City of Hattiesburg, Mississippi, passed a resolution announcing the intention of the City Council to hold a hearing on, the 5th day of February, 2018, in the Council Meeting Room of City Hall in Hattiesburg, Mississippi, as provided by Section 21-19-11 of the Mississippi Code of 1972, as annotated and amended, to determine whether or not the following described property is in such a state of uncleanliness as to be a menace to the health and safety of the community, to-wit:

PARCEL: 2-039F-18-189.00, 2917 Laramie Circle, HATTIESBURG, MS 39401 and better described as Lot Eight (8), Block "E" of the Western Heights Subdivision in the City of Hattiesburg, County of Forrest, State of Mississippi as per the map of plat thereof on file in the office of the Chancery Clerk of Forrest County, Mississippi; together with all improvements thereon and appurtenances thereunto belonging.

WHEREAS, the owner of the property is: Murdell Loftin Bailey

WHEREAS, proper and timely notice of said hearing was given to said parties more than two weeks prior to the date of the hearing; and

WHEREAS, at said hearing it was determined that the aforementioned property is in such a state of uncleanliness as to be a menace to the health and safety of the community and should be condemned.

NOW, THEREFORE, BE IT RESOLVED by the Council of the City of Hattiesburg, Mississippi, as follows:

1**.** A period of fifteen (15) days shall be extended to the property owner for removal of the violations listed:

Vacant Structure (International Property Maintenance Code, Sec. 301.3)
Overgrown Lot or Weeds (International Property Maintenance Code, Sec. 302.4)

2. If the property owners do not take corrective action within fifteen (15) days to remove the violations, then after a complete and final legal review of the property conducted by the City Attorney, the City will take action to remove all violations listed, said work to be legally contracted with a private contractor or City crews, and the cost of same plus penalty to be certified to the City Clerk for further legal disposition.

3. A copy of this Resolution will be certified and recorded in the Chancery Clerk's Office of Forrest County, Mississippi.

The above and foregoing Resolution, after having been first reduced to writing, was introduced by Council member _____ seconded by Council member _____, and was adopted by the following vote, to-wit:

YEAS: NAYS: ABSENT:

The motion having received the affirmative vote of a majority of the Council members present, the President declared the motion carried and the resolution adopted, on this the 6th day of February, 2018.

(SEAL)

ATTEST: **ADOPTED:**

_____ _____

CLERK OF COUNCIL **PRESIDENT**

The above and foregoing Resolution having been submitted to and approved by the Mayor, this the 6th day of February, 2018

ATTEST: **APPROVED:**

_____ _____

CITY CLERK **MAYOR**

Prepared by:
City of Hattiesburg
Code Enforcement
P.O. Box 1898
Hattiesburg, Mississippi 39403-1898

Return to:
City of Hattiesburg
City Clerk's Office
P.O. Box 1898
Hattiesburg, Mississippi 39403-1898

RESOLUTION
CONDEMNATION OF UNSAFE AND DILAPIDATED PROPERTY
Case #11. 910 S. Tipton St

WHEREAS, on the 2nd day of January 2018 the Council of the City of Hattiesburg, Mississippi, passed a resolution announcing the intention of the City Council to hold a hearing on, the 5th day of February, 2018, in the Council Meeting Room of City Hall in Hattiesburg, Mississippi, as provided by Section 21-19-11 of the Mississippi Code of 1972, as annotated and amended, to determine whether or not the following described property is in such a state of uncleanliness as to be a menace to the health and safety of the community, to-wit:

PARCEL: 2-037D-14-166.00, 910 S. Tipton Street HATTIESBURG, MS 39401 and better described as Lots 3, 20, 21, 22, and 23 Block 6 of the MCINNIS, MITCHELL, & LONGRE or Addition to the City of Hattiesburg, Forrest County, Mississippi, as per the office of the Chancery Clerk of Forest County, Mississippi; together with all improvements thereon and appurtenances thereunto belonging.

WHEREAS, the owner of the property is: Danny E. and Kimberly D. Robertson

WHEREAS, proper and timely notice of said hearing was given to said parties more than two weeks prior to the date of the hearing; and

WHEREAS, at said hearing it was determined that the aforementioned property is in such a state of uncleanliness as to be a menace to the health and safety of the community and should be condemned.

NOW, THEREFORE, BE IT RESOLVED by the Council of the City of Hattiesburg, Mississippi, as follows:

1**.** A period of fifteen (15) days shall be extended to the property owner for removal of the violations listed:

Dangerous Structure (International Property Maintenance Code, Sec. 108.1.5)
Vacant Structure (International Property Maintenance Code, Sec. 301.3)
Trash and Litter (International Property Maintenance Code, Sec. 307.1)

2. If the property owners do not take corrective action within fifteen (15) days to remove the violations, then after a complete and final legal review of the property conducted by the City Attorney, the City will take action to remove all violations listed, said work to be legally contracted with a private contractor or City crews, and the cost of same plus penalty to be certified to the City Clerk for further legal disposition.

3. A copy of this Resolution will be certified and recorded in the Chancery Clerk's Office of Forrest County, Mississippi.

The above and foregoing Resolution, after having been first reduced to writing, was introduced by Council member _____ seconded by Council member _____, and was adopted by the following vote, to-wit:

YEAS: NAYS: ABSENT:

The motion having received the affirmative vote of a majority of the Council members present, the President declared the motion carried and the resolution adopted, on this the 6th day of February, 2018.

(SEAL)

ATTEST: **ADOPTED:**

_____ _____

CLERK OF COUNCIL **PRESIDENT**

The above and foregoing Resolution having been submitted to and approved by the Mayor, this the 6th day of February, 2018

ATTEST: **APPROVED:**

_____ _____

CITY CLERK **MAYOR**

Prepared by:
City of Hattiesburg
Code Enforcement
P.O. Box 1898
Hattiesburg, Mississippi 39403-1898

Return to:
City of Hattiesburg
City Clerk's Office
P.O. Box 1898
Hattiesburg, Mississippi 39403-1898

RESOLUTION
CONDEMNATION OF UNSAFE AND DILAPIDATED PROPERTY
Case #12. 219 S. 23rd Ave.

WHEREAS, on the 2nd day of January 2018 the Council of the City of Hattiesburg, Mississippi, passed a resolution announcing the intention of the City Council to hold a hearing on, the 5th day of February, 2018, in the Council Meeting Room of City Hall in Hattiesburg, Mississippi, as provided by Section 21-19-11 of the Mississippi Code of 1972, as annotated and amended, to determine whether or not the following described property is in such a state of uncleanliness as to be a menace to the health and safety of the community, to-wit:

PARCEL: 2-028O-08-121.00, 219 S. 23rd Avenue HATTIESBURG, MS 39401 and better described as The South Half of Lot Eight (8) and all of Lot Nine (9) in Block Twelve (12) of the Hattiesburg Heights Fourth Survey or Addition to the City of Hattiesburg, as per map or plat now on file in the office of the Chancery Clerk of Forrest County, Mississippi, together with all improvements thereon and appurtenances thereunto belonging;

and also:

A part of Lot Ten (10) in Block Twelve (12) of the Hattiesburg Heights Fourth Survey or Addition to the City of Hattiesburg, County of Forrest, State of Mississippi, being more particularly described as: Beginning at the Northeast corner of said Lot 10, and run thence at the right angles South a distance of 15 feet, thence at right angles East a distance of 150 feet to the East margin of Twenty- third avenue, thence at right angles North a distance of 15 feet to said point of beginning.

WHEREAS, the owner of the property is: Jason Richard Kenton

WHEREAS, proper and timely notice of said hearing was given to said parties more than two weeks prior to the date of the hearing; and

WHEREAS, at said hearing it was determined that the aforementioned property is in such a state of uncleanliness as to be a menace to the health and safety of the community and should be condemned.

NOW, THEREFORE, BE IT RESOLVED by the Council of the City of Hattiesburg, Mississippi, as follows:

1**.** A period of fifteen (15) days shall be extended to the property owner for removal of the violations listed:

Overgrown Lot or Weeds (International Property Maintenance Code, Sec. 302.4)
Trash and Litter (International Property Maintenance Code, Sec. 307.1)

2. If the property owners do not take corrective action within fifteen (15) days to remove the violations, then after a complete and final legal review of the property conducted by the City Attorney, the City will take action to remove all violations listed, said work to be legally contracted with a private contractor or City crews, and the cost of same plus penalty to be certified to the City Clerk for further legal disposition.

3. A copy of this Resolution will be certified and recorded in the Chancery Clerk's Office of Forrest County, Mississippi.

The above and foregoing Resolution, after having been first reduced to writing, was introduced by Council member _____ seconded by Council member _____, and was adopted by the following vote, to-wit:

YEAS: NAYS: ABSENT:

The motion having received the affirmative vote of a majority of the Council members present, the President declared the motion carried and the resolution adopted, on this the 6th day of February, 2018.

(SEAL)

ATTEST: **ADOPTED:**

_____ _____
CLERK OF COUNCIL **PRESIDENT**

The above and foregoing Resolution having been submitted to and approved by the Mayor, this the 6th day of February, 2018

ATTEST: **APPROVED:**

_____ _____
CITY CLERK **MAYOR**

Prepared by:
City of Hattiesburg
Code Enforcement
P.O. Box 1898
Hattiesburg, Mississippi 39403-1898

Return to:
City of Hattiesburg
City Clerk's Office
P.O. Box 1898
Hattiesburg, Mississippi 39403-1898

RESOLUTION
CONDEMNATION OF UNSAFE AND DILAPIDATED PROPERTY
Case #13. 211 S. 24th Ave

WHEREAS, on the 2nd day of January 2018 the Council of the City of Hattiesburg, Mississippi, passed a resolution announcing the intention of the City Council to hold a hearing on, the 5th day of February, 2018, in the Council Meeting Room of City Hall in Hattiesburg, Mississippi, as provided by Section 21-19-11 of the Mississippi Code of 1972, as annotated and amended, to determine whether or not the following described property is in such a state of uncleanliness as to be a menace to the health and safety of the community, to-wit:

PARCEL: 2-0280-08-166.00, 211 S 24TH Avenue Lot Seven (7) and the North One- Half (N1/2) of Lot Eight (8) in the Block Eleven (11) of the Hattiesburg Height Fourth Survey as per map or plat thereof on file in the Office of the Chancery Clerk of Forrest County, Mississippi; together with all improvements thereon and appurtenances thereunto belonging.

WHEREAS, the owner of the property is: Patricia W. Baker

WHEREAS, proper and timely notice of said hearing was given to said parties more than two weeks prior to the date of the hearing; and

WHEREAS, at said hearing it was determined that the aforementioned property is in such a state of uncleanliness as to be a menace to the health and safety of the community and should be condemned.

NOW, THEREFORE, BE IT RESOLVED by the Council of the City of Hattiesburg, Mississippi, as follows:

1**.** A period of fifteen (15) days shall be extended to the property owner for removal of the violations listed:

Overgrown Lot or Weeds (International Property Maintenance Code, Sec. 302.4)
Trash and Litter (International Property Maintenance Code, Sec. 307.1)

2. If the property owners do not take corrective action within fifteen (15) days to remove the violations, then after a complete and final legal review of the property conducted by the City Attorney, the City will take action to remove all violations listed, said work to be legally contracted with a private contractor or City crews, and the cost of same plus penalty to be certified to the City Clerk for further legal

disposition.

3. A copy of this Resolution will be certified and recorded in the Chancery Clerk's Office of Forrest County, Mississippi.

The above and foregoing Resolution, after having been first reduced to writing, was introduced by Council member _____ seconded by Council member _____, and was adopted by the following vote, to-wit:

YEAS: NAYS: ABSENT:

The motion having received the affirmative vote of a majority of the Council members present, the President declared the motion carried and the resolution adopted, on this the 6th day of February, 2018.

(SEAL)

ATTEST: **ADOPTED:**

_____ _____

CLERK OF COUNCIL **PRESIDENT**

The above and foregoing Resolution having been submitted to and approved by the Mayor, this the 6th day of February, 2018

ATTEST: **APPROVED:**

_____ _____

CITY CLERK **MAYOR**

Prepared by:
City of Hattiesburg
Code Enforcement
P.O. Box 1898
Hattiesburg, Mississippi 39403-1898

Return to:
City of Hattiesburg
City Clerk's Office
P.O. Box 1898
Hattiesburg, Mississippi 39403-1898

RESOLUTION
CONDEMNATION OF UNSAFE AND DILAPIDATED PROPERTY
Case #14. 211 ½ S. 24th Ave

WHEREAS, on the 2nd day of January 2018 the Council of the City of Hattiesburg, Mississippi, passed a resolution announcing the intention of the City Council to hold a hearing on, the 5th day of February, 2018, in the Council Meeting Room of City Hall in Hattiesburg, Mississippi, as provided by Section 21-19-11 of the Mississippi Code of 1972, as annotated and amended, to determine whether or not the following described property is in such a state of uncleanliness as to be a menace to the health and safety of the community, to-wit:

PARCEL: 2-028O-08-167.00, 211 ½ S. 24TH Avenue HATTIESBURG, MS 39401 and better described as Lot Seven (7) in Block Eight (8) and the North One-Half (N1/2) of Lot Eight (8) in Block Eleven (11) of the Hattiesburg Heights Fourth Survey; together with all improvements thereon and appurtenances thereunto belonging.

WHEREAS, the owner of the property is: Patricia W. Baker

WHEREAS, proper and timely notice of said hearing was given to said parties more than two weeks prior to the date of the hearing; and

WHEREAS, at said hearing it was determined that the aforementioned property is in such a state of uncleanliness as to be a menace to the health and safety of the community and should be condemned.

NOW, THEREFORE, BE IT RESOLVED by the Council of the City of Hattiesburg, Mississippi, as follows:

1**.** A period of fifteen (15) days shall be extended to the property owner for removal of the violations listed:

Overgrown Lot or Weeds (International Property Maintenance Code, Sec. 302.4)
Trash and Litter (International Property Maintenance Code, Sec. 307.1)
Vacant Structure (International Property Maintenance Code, Sec. 301.3)
Unsafe Conditions (International Property Maintenance Code, Sec. 34.1.1)

2. If the property owners do not take corrective action within fifteen (15) days to remove the violations, then after a complete and final legal review of the property conducted by the City Attorney, the

City will take action to remove all violations listed, said work to be legally contracted with a private contractor or City crews, and the cost of same plus penalty to be certified to the City Clerk for further legal disposition.

3. A copy of this Resolution will be certified and recorded in the Chancery Clerk's Office of Forrest County, Mississippi.

The above and foregoing Resolution, after having been first reduced to writing, was introduced by Council member _____ seconded by Council member _____, and was adopted by the following vote, to-wit:

YEAS: NAYS: ABSENT:

The motion having received the affirmative vote of a majority of the Council members present, the President declared the motion carried and the resolution adopted, on this the 6th day of February, 2018.

(SEAL)

ATTEST: **ADOPTED:**

_____ _____

CLERK OF COUNCIL **PRESIDENT**

The above and foregoing Resolution having been submitted to and approved by the Mayor, this the 6th day of February, 2018

ATTEST: **APPROVED:**

_____ _____

CITY CLERK **MAYOR**

Prepared by:
City of Hattiesburg
Code Enforcement
P.O. Box 1898
Hattiesburg, Mississippi 39403-1898

Return to:
City of Hattiesburg
City Clerk's Office
P.O. Box 1898
Hattiesburg, Mississippi 39403-1898

RESOLUTION
CONDEMNATION OF UNSAFE AND DILAPIDATED PROPERTY
Case #15. 304 Mable St.

WHEREAS, on the 2nd day of January 2018 the Council of the City of Hattiesburg, Mississippi, passed a resolution announcing the intention of the City Council to hold a hearing on, the 5th day of February, 2018, in the Council Meeting Room of City Hall in Hattiesburg, Mississippi, as provided by Section 21-19-11 of the Mississippi Code of 1972, as annotated and amended, to determine whether or not the following described property is in such a state of uncleanliness as to be a menace to the health and safety of the community, to-wit:

PARCEL: 2-029K-09-078.00, 304 MABLE STREET, HATTIESBURG, MS 39401 and better described as LOT 3 IN BLOCK 5 , AND ALSO THAT PART OF LOT 2 IN BLOCK 5 DESCRIBED AS BEGINNING AT THE NORTHWEST CORNER OF SAID LOT 2 AND RUN SOUTH 75 FEET, THENCE RUN EAST 2 FEET, THENCE RUN NORTH 75 FEET TO MABLE STREET; BEGINNING, ALL IN THE CJ. MILLER SURVEY OF THE CITY OF HATTIESBURG or Addition to the City of Hattiesburg, Forrest County, Mississippi, as per the office of the Chancery Clerk of said county, which is survey is a part of the NE ¼ of the NE 1/4 section 9, T-4-N, R-13-W Forrest County, Mississippi; together with all improvements thereon and appurtenances thereunto belonging.

WHEREAS, the owner of the property is: Donald Sabella and Kimberly R. Sabella

WHEREAS, proper and timely notice of said hearing was given to said parties more than two weeks prior to the date of the hearing; and

WHEREAS, at said hearing it was determined that the aforementioned property is in such a state of uncleanliness as to be a menace to the health and safety of the community and should be condemned.

NOW, THEREFORE, BE IT RESOLVED by the Council of the City of Hattiesburg, Mississippi, as follows:

1**.** A period of fifteen (15) days shall be extended to the property owner for removal of the violations listed:

Vacant Structure (International Property Maintenance Code, Sec. 301.3)
Overgrown Lot or Weeds (International Property Maintenance Code, Sec. 302.4)
Trash and Litter (International Property Maintenance Code, Sec. 307.1)
Dilapidated Building (International Property Maintenance Code, Sec. 304)
Unsafe Conditions (International Property Maintenance Code, Sec. 34.1.1)

2. If the property owners do not take corrective action within fifteen (15) days to remove the violations, then after a complete and final legal review of the property conducted by the City Attorney, the City will take action to remove all violations listed, said work to be legally contracted with a private contractor or City crews, and the cost of same plus penalty to be certified to the City Clerk for further legal disposition.

3. A copy of this Resolution will be certified and recorded in the Chancery Clerk's Office of Forrest County, Mississippi.

The above and foregoing Resolution, after having been first reduced to writing, was introduced by Council member _____ seconded by Council member _____, and was adopted by the following vote, to-wit:

YEAS: NAYS: ABSENT:

The motion having received the affirmative vote of a majority of the Council members present, the President declared the motion carried and the resolution adopted, on this the 6th day of February, 2018.

(SEAL)

ATTEST: **ADOPTED:**

_____ _____
CLERK OF COUNCIL **PRESIDENT**

The above and foregoing Resolution having been submitted to and approved by the Mayor, this the 6th day of February, 2018

ATTEST: **APPROVED:**

_____ _____
CITY CLERK **MAYOR**

Prepared by:
City of Hattiesburg
Code Enforcement
P.O. Box 1898
Hattiesburg, Mississippi 39403-1898

Return to:
City of Hattiesburg
City Clerk's Office
P.O. Box 1898
Hattiesburg, Mississippi 39403-1898

RESOLUTION
CONDEMNATION OF UNSAFE AND DILAPIDATED PROPERTY
Case #16. 306 Mable St.

WHEREAS, on the 2nd day of January 2018 the Council of the City of Hattiesburg, Mississippi, passed a resolution announcing the intention of the City Council to hold a hearing on, the 5th day of February, 2018, in the Council Meeting Room of City Hall in Hattiesburg, Mississippi, as provided by Section 21-19-11 of the Mississippi Code of 1972, as annotated and amended, to determine whether or not the following described property is in such a state of uncleanliness as to be a menace to the health and safety of the community, to-wit:

PARCEL: 2-029K-09-080.00, 306 Mable Street HATTIESBURG, MS 39401 and better described as Lot 4 less 20 ft. by 20ft. off the South end, Block 5, C J Miller Addition, Section 9, Township 4 North, Range 13 West, City of Hattiesburg, Forrest County, Mississippi; together with all improvements thereon and appurtenances thereunto belonging.

WHEREAS, the owner of the property is: Kingdom Properties Management

WHEREAS, proper and timely notice of said hearing was given to said parties more than two weeks prior to the date of the hearing; and

WHEREAS, at said hearing it was determined that the aforementioned property is in such a state of uncleanliness as to be a menace to the health and safety of the community and should be condemned.

NOW, THEREFORE, BE IT RESOLVED by the Council of the City of Hattiesburg, Mississippi, as follows:

1**.** A period of fifteen (15) days shall be extended to the property owner for removal of the violations listed:

Dilapidated Building (International Property Maintenance Code, Sec. 304)
Vacant Structure (International Property Maintenance Code, Sec. 301.3)
Unsafe Conditions (International Property Maintenance Code, Sec. 34.1.1)
Overgrown Lot or Weeds (International Property Maintenance Code, Sec. 302.4)
Trash and Litter (International Property Maintenance Code, Sec. 307.1)

2. If the property owners do not take corrective action within fifteen (15) days to remove the

violations, then after a complete and final legal review of the property conducted by the City Attorney, the City will take action to remove all violations listed, said work to be legally contracted with a private contractor or City crews, and the cost of same plus penalty to be certified to the City Clerk for further legal disposition.

3. A copy of this Resolution will be certified and recorded in the Chancery Clerk's Office of Forrest County, Mississippi.

The above and foregoing Resolution, after having been first reduced to writing, was introduced by Council member _____ seconded by Council member _____, and was adopted by the following vote, to-wit:

YEAS: NAYS: ABSENT:

The motion having received the affirmative vote of a majority of the Council members present, the President declared the motion carried and the resolution adopted, on this the 6th day of February, 2018.

(SEAL)

ATTEST: **ADOPTED:**

_____ _____

CLERK OF COUNCIL **PRESIDENT**

The above and foregoing Resolution having been submitted to and approved by the Mayor, this the 6th day of February, 2018

ATTEST: **APPROVED:**

_____ _____

CITY CLERK **MAYOR**

Prepared by:
City of Hattiesburg
Code Enforcement
P.O. Box 1898
Hattiesburg, Mississippi 39403-1898

Return to:
City of Hattiesburg
City Clerk's Office
P.O. Box 1898
Hattiesburg, Mississippi 39403-1898

RESOLUTION
CONDEMNATION OF UNSAFE AND DILAPIDATED PROPERTY
Case #17. 308 Mable St.

WHEREAS, on the 2nd day of January 2018 the Council of the City of Hattiesburg, Mississippi, passed a resolution announcing the intention of the City Council to hold a hearing on, the 5th day of February, 2018, in the Council Meeting Room of City Hall in Hattiesburg, Mississippi, as provided by Section 21-19-11 of the Mississippi Code of 1972, as annotated and amended, to determine whether or not the following described property is in such a state of uncleanliness as to be a menace to the health and safety of the community, to-wit:

PARCEL: 2-029K-09-081.00, 308 MABLE STREET, HATTIESBURG, MS 39401 and better described as Lot 5, Block 5, of the C.J. Miller Addition to the City of Hattiesburg, as per plat or map thereof on file in the office of the Chancery Clerk of Forrest County, Mississippi; together with all improvements thereon and appurtenances thereunto belonging.

WHEREAS, the owner of the property is: Gus Timothy Georgian

WHEREAS, proper and timely notice of said hearing was given to said parties more than two weeks prior to the date of the hearing; and

WHEREAS, at said hearing it was determined that the aforementioned property is in such a state of uncleanliness as to be a menace to the health and safety of the community and should be condemned.

NOW, THEREFORE, BE IT RESOLVED by the Council of the City of Hattiesburg, Mississippi, as follows:

1**.** A period of fifteen (15) days shall be extended to the property owner for removal of the violations listed:

Vacant Structure (International Property Maintenance Code, Sec. 301.3)
Overgrown Lot or Weeds (International Property Maintenance Code, Sec. 302.4)
Trash and Litter (International Property Maintenance Code, Sec. 307.1)
Dilapidated Building (International Property Maintenance Code, Sec. 304)
Unsafe Conditions (International Property Maintenance Code, Sec. 34.1.1)

2. If the property owners do not take corrective action within fifteen (15) days to remove the violations, then after a complete and final legal review of the property conducted by the City Attorney, the City will take action to remove all violations listed, said work to be legally contracted with a private contractor or City crews, and the cost of same plus penalty to be certified to the City Clerk for further legal disposition.

3. A copy of this Resolution will be certified and recorded in the Chancery Clerk's Office of Forrest County, Mississippi.

The above and foregoing Resolution, after having been first reduced to writing, was introduced by Council member _____ seconded by Council member _____, and was adopted by the following vote, to-wit:

YEAS: NAYS: ABSENT:

The motion having received the affirmative vote of a majority of the Council members present, the President declared the motion carried and the resolution adopted, on this the 6th day of February, 2018.

(SEAL)

ATTEST: **ADOPTED:**

_____ _____

CLERK OF COUNCIL **PRESIDENT**

The above and foregoing Resolution having been submitted to and approved by the Mayor, this the 6th day of February, 2018

ATTEST: **APPROVED:**

_____ _____

CITY CLERK **MAYOR**

Prepared by:
City of Hattiesburg
Code Enforcement
P.O. Box 1898
Hattiesburg, Mississippi 39403-1898

Return to:
City of Hattiesburg
City Clerk's Office
P.O. Box 1898
Hattiesburg, Mississippi 39403-1898

RESOLUTION
CONDEMNATION OF UNSAFE AND DILAPIDATED PROPERTY
Case #19. 1108 E. Hardy St.

WHEREAS, on the 2nd day of January 2018 the Council of the City of Hattiesburg, Mississippi, passed a resolution announcing the intention of the City Council to hold a hearing on, the 5th day of February, 2018, in the Council Meeting Room of City Hall in Hattiesburg, Mississippi, as provided by Section 21-19-11 of the Mississippi Code of 1972, as annotated and amended, to determine whether or not the following described property is in such a state of uncleanliness as to be a menace to the health and safety of the community, to-wit:

PARCEL: 2-029I-10-309.00, 1108 E. hardy Street HATTIESBURG, MS 39401 and better described as the west 63.75 feet of Lots 14, 15 and 16 in Block 4 of the D. D. McInnis First Survey or Addition to the City of Hattiesburg, Forrest County, Mississippi, together with all improvements thereon and appurtenances thereunto belonging.

WHEREAS, the owner of the property is: Andrew Renee Moore

WHEREAS, proper and timely notice of said hearing was given to said parties more than two weeks prior to the date of the hearing; and

WHEREAS, at said hearing it was determined that the aforementioned property is in such a state of uncleanliness as to be a menace to the health and safety of the community and should be condemned.

NOW, THEREFORE, BE IT RESOLVED by the Council of the City of Hattiesburg, Mississippi, as follows:

1**.** A period of fifteen (15) days shall be extended to the property owner for removal of the violations listed:

Vacant Structure (International Property Maintenance Code, Sec. 301.3)
Overgrown Lot or Weeds (International Property Maintenance Code, Sec. 302.4)
Trash and Litter (International Property Maintenance Code, Sec. 307.1)
Dilapidated Building (International Property Maintenance Code, Sec. 304)
Unsafe Conditions (International Property Maintenance Code, Sec. 34.1.1)

2. If the property owners do not take corrective action within fifteen (15) days to remove the violations, then after a complete and final legal review of the property conducted by the City Attorney, the City will take action to remove all violations listed, said work to be legally contracted with a private contractor or City crews, and the cost of same plus penalty to be certified to the City Clerk for further legal disposition.

3. A copy of this Resolution will be certified and recorded in the Chancery Clerk's Office of Forrest County, Mississippi.

The above and foregoing Resolution, after having been first reduced to writing, was introduced by Council member _____ seconded by Council member _____, and was adopted by the following vote, to-wit:

YEAS: NAYS: ABSENT:

The motion having received the affirmative vote of a majority of the Council members present, the President declared the motion carried and the resolution adopted, on this the 6th day of February, 2018.

(SEAL)

ATTEST: **ADOPTED:**

_____ _____

CLERK OF COUNCIL **PRESIDENT**

The above and foregoing Resolution having been submitted to and approved by the Mayor, this the 6th day of February, 2018

ATTEST: **APPROVED:**

_____ _____

CITY CLERK **MAYOR**

DEED
Bk:1274 Page:160-161
RCD: 03/07/2018 @ 2:16:44:PM
FORREST COUNTY, MS
JIMMY C. HAVARD CHANCERY CLERK

Prepared by:
City of Hattiesburg
Code Enforcement
P.O. Box 1898
Hattiesburg, Mississippi 39403-1898

Return to:
City of Hattiesburg
City Clerk's Office
P.O. Box 1898
Hattiesburg, Mississippi 39403-1898

RESOLUTION
CONDEMNATION OF UNSAFE AND DILAPIDATED PROPERTY
Case #10. 2917 Laramie Circle

WHEREAS, on the 2nd day of January 2018 the Council of the City of Hattiesburg, Mississippi, passed a resolution announcing the intention of the City Council to hold a hearing on, the 5th day of February, 2018, in the Council Meeting Room of City Hall in Hattiesburg, Mississippi, as provided by Section 21-19-11 of the Mississippi Code of 1972, as annotated and amended, to determine whether or not the following described property is in such a state of uncleanliness as to be a menace to the health and safety of the community, to-wit:

PARCEL: 2-039F-18-189.00, 2917 Laramie Circle, HATTIESBURG, MS 39401 and better described as Lot Eight (8), Block "E" of the Western Heights Subdivision in the City of Hattiesburg, County of Forrest, State of Mississippi as per the map of plat thereof on file in the office of the Chancery Clerk of Forrest County, Mississippi; together with all improvements thereon and appurtenances thereunto belonging.

WHEREAS, the owner of the property is: Murdell Loftin Bailey

WHEREAS, proper and timely notice of said hearing was given to said parties more than two weeks prior to the date of the hearing; and

WHEREAS, at said hearing it was determined that the aforementioned property is in such a state of uncleanliness as to be a menace to the health and safety of the community and should be condemned.

NOW, THEREFORE, BE IT RESOLVED by the Council of the City of Hattiesburg, Mississippi, as follows:

1. A period of fifteen (15) days shall be extended to the property owner for removal of the violations listed:

Vacant Structure (International Property Maintenance Code, Sec. 301.3)
Overgrown Lot or Weeds (International Property Maintenance Code, Sec. 302.4)

2. If the property owners do not take corrective action within fifteen (15) days to remove the violations, then after a complete and final legal review of the property conducted by the City Attorney, the City will take action to remove all violations listed, said work to be legally contracted with a private contractor or City crews, and the cost of same plus penalty to be certified to the City Clerk for further legal disposition.

3. A copy of this Resolution will be certified and recorded in the Chancery Clerk's Office of Forrest County, Mississippi.

The above and foregoing Resolution, after having been first reduced to writing, was introduced by Council member Dryden seconded by Council member Brown, and was adopted by the following vote, to-wit:

YEAS: George, Delgado, Carroll, Dryden, Brown

NAYS: None

ABSENT:

The motion having received the affirmative vote of a majority of the Council members present, the President declared the motion carried and the resolution adopted, on this the 6th day of February, 2018.

(SEAL)

ATTEST:

CLERK OF COUNCIL

ADOPTED:

PRESIDENT

The above and foregoing Resolution having been submitted to and approved by the Mayor, this the 6th day of February, 2018

ATTEST:

CITY CLERK

APPROVED:

MAYOR

DEED
Bk:1274 Page:162-163
RCD: 03/07/2018 @ 2:17:58:PM
FORREST COUNTY, MS
JIMMY C. HAVARD CHANCERY CLERK

Prepared by:
City of Hattiesburg
Code Enforcement
P.O. Box 1898
Hattiesburg, Mississippi 39403-1898

Return to:
City of Hattiesburg
City Clerk's Office
P.O. Box 1898
Hattiesburg, Mississippi 39403-1898

RESOLUTION
CONDEMNATION OF UNSAFE AND DILAPIDATED PROPERTY
Case #11. 910 S. Tipton St

WHEREAS, on the 2nd day of January 2018 the Council of the City of Hattiesburg, Mississippi, passed a resolution announcing the intention of the City Council to hold a hearing on, the 5th day of February, 2018, in the Council Meeting Room of City Hall in Hattiesburg, Mississippi, as provided by Section 21-19-11 of the Mississippi Code of 1972, as annotated and amended, to determine whether or not the following described property is in such a state of uncleanliness as to be a menace to the health and safety of the community, to-wit:

PARCEL: 2-037D-14-166.00, 910 S. Tipton Street HATTIESBURG, MS 39401 and better described as Lots 3, 20, 21, 22, and 23 Block 6 of the MCINNIS, MITCHELL, & LONGRE or Addition to the City of Hattiesburg, Forrest County, Mississippi, as per the office of the Chancery Clerk of Forest County, Mississippi; together with all improvements thereon and appurtenances thereunto belonging.

WHEREAS, the owner of the property is: Danny E. and Kimberly D. Robertson

WHEREAS, proper and timely notice of said hearing was given to said parties more than two weeks prior to the date of the hearing; and

WHEREAS, at said hearing it was determined that the aforementioned property is in such a state of uncleanliness as to be a menace to the health and safety of the community and should be condemned.

NOW, THEREFORE, BE IT RESOLVED by the Council of the City of Hattiesburg, Mississippi, as follows:

1. A period of fifteen (15) days shall be extended to the property owner for removal of the violations listed:

Dangerous Structure (International Property Maintenance Code, Sec. 108.1.5)
Vacant Structure (International Property Maintenance Code, Sec. 301.3)
Trash and Litter (International Property Maintenance Code, Sec. 307.1)

2. If the property owners do not take corrective action within fifteen (15) days to remove the violations, then after a complete and final legal review of the property conducted by the City Attorney, the City will take action to remove all violations listed, said work to be legally contracted with a private contractor or City crews, and the cost of same plus penalty to be certified to the City Clerk for further legal disposition.

3. A copy of this Resolution will be certified and recorded in the Chancery Clerk's Office of Forrest County, Mississippi.

The above and foregoing Resolution, after having been first reduced to writing, was introduced by Council member Dryden seconded by Council member Brown, and was adopted by the following vote, to-wit:

YEAS:	NAYS:	ABSENT:
George Delgado Carroll Dryden Brown	None	

The motion having received the affirmative vote of a majority of the Council members present, the President declared the motion carried and the resolution adopted, on this the 6th day of February, 2018.

(SEAL)

ATTEST:

CLERK OF COUNCIL

ADOPTED:

PRESIDENT

The above and foregoing Resolution having been submitted to and approved by the Mayor, this the 6th day of February, 2018

ATTEST:

CITY CLERK

APPROVED:

MAYOR

DEED
Bk:1274 Page:164-165
RCD: 03/07/2018 @ 3:10:07:PM
FORREST COUNTY, MS
JIMMY C. HAVARD CHANCERY CLERK

Prepared by:
City of Hattiesburg
Code Enforcement
P.O. Box 1898
Hattiesburg, Mississippi 39403-1898

Return to:
City of Hattiesburg
City Clerk's Office
P.O. Box 1898
Hattiesburg, Mississippi 39403-1898

RESOLUTION
CONDEMNATION OF UNSAFE AND DILAPIDATED PROPERTY
Case #12. 219 S. 23rd Ave.

WHEREAS, on the 2nd day of January 2018 the Council of the City of Hattiesburg, Mississippi, passed a resolution announcing the intention of the City Council to hold a hearing on, the 5th day of February, 2018, in the Council Meeting Room of City Hall in Hattiesburg, Mississippi, as provided by Section 21-19-11 of the Mississippi Code of 1972, as annotated and amended, to determine whether or not the following described property is in such a state of uncleanliness as to be a menace to the health and safety of the community, to-wit:

PARCEL: 2-028O-08-121.00, 219 S. 23rd Avenue HATTIESBURG, MS 39401 and better described as The South Half of Lot Eight (8) and all of Lot Nine (9) in Block Twelve (12) of the Hattiesburg Heights Fourth Survey or Addition to the City of Hattiesburg, as per map or plat now on file in the office of the Chancery Clerk of Forrest County, Mississippi, together with all improvements thereon and appurtenances thereunto belonging;

and also:

A part of Lot Ten (10) in Block Twelve (12) of the Hattiesburg Heights Fourth Survey or Addition to the City of Hattiesburg, County of Forrest, State of Mississippi, being more particularly described as: Beginning at the Northeast corner of said Lot 10, and run thence at the right angles South a distance of 15 feet, thence at right angles East a distance of 150 feet to the East margin of Twenty- third avenue, thence at right angles North a distance of 15 feet to said point of beginning.

WHEREAS, the owner of the property is: Jason Richard Kenton

WHEREAS, proper and timely notice of said hearing was given to said parties more than two weeks prior to the date of the hearing; and

WHEREAS, at said hearing it was determined that the aforementioned property is in such a state of uncleanliness as to be a menace to the health and safety of the community and should be condemned.

NOW, THEREFORE, BE IT RESOLVED by the Council of the City of Hattiesburg, Mississippi, as follows:

1. A period of fifteen (15) days shall be extended to the property owner for removal of the violations listed:

Overgrown Lot or Weeds (International Property Maintenance Code, Sec. 302.4)
Trash and Litter (International Property Maintenance Code, Sec. 307.1)

2. If the property owners do not take corrective action within fifteen (15) days to remove the violations, then after a complete and final legal review of the property conducted by the City Attorney, the City will take action to remove all violations listed, said work to be legally contracted with a private contractor or City crews, and the cost of same plus penalty to be certified to the City Clerk for further legal disposition.

3. A copy of this Resolution will be certified and recorded in the Chancery Clerk's Office of Forrest County, Mississippi.

The above and foregoing Resolution, after having been first reduced to writing, was introduced by Council member Dryden seconded by Council member Brown, and was adopted by the following vote, to-wit:

YEAS:	NAYS:	ABSENT:
George	None	
Delgado		
Carroll		
Dryden		
Brown		

The motion having received the affirmative vote of a majority of the Council members present, the President declared the motion carried and the resolution adopted, on this the 6th day of February, 2018.

(SEAL)

ATTEST:

CLERK OF COUNCIL

ADOPTED:

PRESIDENT

The above and foregoing Resolution having been submitted to and approved by the Mayor, this the 6th day of February, 2018

ATTEST:

CITY CLERK

APPROVED:

MAYOR

DEED
Bk:1274 Page:166-167
RCD: 03/07/2018 @ 3:20:43:PM
FORREST COUNTY, MS
JIMMY C. HAVARD CHANCERY CLERK

Prepared by:
City of Hattiesburg
Code Enforcement
P.O. Box 1898
Hattiesburg, Mississippi 39403-1898

Return to:
City of Hattiesburg
City Clerk's Office
P.O. Box 1898
Hattiesburg, Mississippi 39403-1898

RESOLUTION
CONDEMNATION OF UNSAFE AND DILAPIDATED PROPERTY
Case #13. 211 S. 24th Ave

WHEREAS, on the 2nd day of January 2018 the Council of the City of Hattiesburg, Mississippi, passed a resolution announcing the intention of the City Council to hold a hearing on, the 5th day of February, 2018, in the Council Meeting Room of City Hall in Hattiesburg, Mississippi, as provided by Section 21-19-11 of the Mississippi Code of 1972, as annotated and amended, to determine whether or not the following described property is in such a state of uncleanliness as to be a menace to the health and safety of the community, to-wit:

PARCEL: 2-0280-08-166.00, 211 S 24TH Avenue Lot Seven (7) and the North One- Half (N1/2) of Lot Eight (8) in the Block Eleven (11) of the Hattiesburg Height Fourth Survey as per map or plat thereof on file in the Office of the Chancery Clerk of Forrest County, Mississippi; together with all improvements thereon and appurtenances thereunto belonging.

WHEREAS, the owner of the property is: Patricia W. Baker

WHEREAS, proper and timely notice of said hearing was given to said parties more than two weeks prior to the date of the hearing; and

WHEREAS, at said hearing it was determined that the aforementioned property is in such a state of uncleanliness as to be a menace to the health and safety of the community and should be condemned.

NOW, THEREFORE, BE IT RESOLVED by the Council of the City of Hattiesburg, Mississippi, as follows:

1. A period of fifteen (15) days shall be extended to the property owner for removal of the violations listed:

Overgrown Lot or Weeds (International Property Maintenance Code, Sec. 302.4)
Trash and Litter (International Property Maintenance Code, Sec. 307.1)

2. If the property owners do not take corrective action within fifteen (15) days to remove the violations, then after a complete and final legal review of the property conducted by the City Attorney, the City will take action to remove all violations listed, said work to be legally contracted with a private contractor or City crews, and the cost of same plus penalty to be certified to the City Clerk for further legal

disposition.

3. A copy of this Resolution will be certified and recorded in the Chancery Clerk's Office of Forrest County, Mississippi.

The above and foregoing Resolution, after having been first reduced to writing, was introduced by Council member Dryden seconded by Council member Brown, and was adopted by the following vote, to-wit:

YEAS:	NAYS:	ABSENT:
George Delgado Carroll Dryden Brown	None	

The motion having received the affirmative vote of a majority of the Council members present, the President declared the motion carried and the resolution adopted, on this the 6th day of February, 2018.

(SEAL)

ATTEST: **ADOPTED:**

CLERK OF COUNCIL **PRESIDENT**

The above and foregoing Resolution having been submitted to and approved by the Mayor, this the 6th day of February, 2018

ATTEST: **APPROVED:**

CITY CLERK **MAYOR**

DEED
Bk:1274 Page:168-169
RCD: 03/07/2018 @ 3:21:25:PM
FORREST COUNTY, MS
JIMMY C. HAVARD CHANCERY CLERK

Prepared by:
City of Hattiesburg
Code Enforcement
P.O. Box 1898
Hattiesburg, Mississippi 39403-1898

Return to:
City of Hattiesburg
City Clerk's Office
P.O. Box 1898
Hattiesburg, Mississippi 39403-1898

RESOLUTION
CONDEMNATION OF UNSAFE AND DILAPIDATED PROPERTY
Case #14. 211 ½ S. 24th Ave

WHEREAS, on the 2nd day of January 2018 the Council of the City of Hattiesburg, Mississippi, passed a resolution announcing the intention of the City Council to hold a hearing on, the 5th day of February, 2018, in the Council Meeting Room of City Hall in Hattiesburg, Mississippi, as provided by Section 21-19-11 of the Mississippi Code of 1972, as annotated and amended, to determine whether or not the following described property is in such a state of uncleanliness as to be a menace to the health and safety of the community, to-wit:

PARCEL: 2-028O-08-167.00, 211 ½ S. 24TH Avenue HATTIESBURG, MS 39401 and better described as Lot Seven (7) in Block Eight (8) and the North One-Half (N1/2) of Lot Eight (8) in Block Eleven (11) of the Hattiesburg Heights Fourth Survey; together with all improvements thereon and appurtenances thereunto belonging.

WHEREAS, the owner of the property is: Patricia W. Baker

WHEREAS, proper and timely notice of said hearing was given to said parties more than two weeks prior to the date of the hearing; and

WHEREAS, at said hearing it was determined that the aforementioned property is in such a state of uncleanliness as to be a menace to the health and safety of the community and should be condemned.

NOW, THEREFORE, BE IT RESOLVED by the Council of the City of Hattiesburg, Mississippi, as follows:

1. A period of fifteen (15) days shall be extended to the property owner for removal of the violations listed:

Overgrown Lot or Weeds (International Property Maintenance Code, Sec. 302.4)
Trash and Litter (International Property Maintenance Code, Sec. 307.1)
Vacant Structure (International Property Maintenance Code, Sec. 301.3)
Unsafe Conditions (International Property Maintenance Code, Sec. 34.1.1)

2. If the property owners do not take corrective action within fifteen (15) days to remove the violations, then after a complete and final legal review of the property conducted by the City Attorney, the

City will take action to remove all violations listed, said work to be legally contracted with a private contractor or City crews, and the cost of same plus penalty to be certified to the City Clerk for further legal disposition.

3. A copy of this Resolution will be certified and recorded in the Chancery Clerk's Office of Forrest County, Mississippi.

The above and foregoing Resolution, after having been first reduced to writing, was introduced by Council member Dryden seconded by Council member Brown, and was adopted by the following vote, to-wit:

YEAS:	NAYS:	ABSENT:
George	None	
Delgado		
Carroll		
Dryden		
Brown		

The motion having received the affirmative vote of a majority of the Council members present, the President declared the motion carried and the resolution adopted, on this the 6th day of February, 2018.

(SEAL)

ATTEST: **ADOPTED:**

CLERK OF COUNCIL **PRESIDENT**

The above and foregoing Resolution having been submitted to and approved by the Mayor, this the 6th day of February, 2018

ATTEST: **APPROVED:**

CITY CLERK **MAYOR**

DEED
Bk:1274 Page:170-171
RCD: 03/07/2018 @ 3:22:06:PM
FORREST COUNTY, MS
JIMMY C. HAVARD CHANCERY CLERK

Prepared by:
City of Hattiesburg
Code Enforcement
P.O. Box 1898
Hattiesburg, Mississippi 39403-1898

Return to:
City of Hattiesburg
City Clerk's Office
P.O. Box 1898
Hattiesburg, Mississippi 39403-1898

RESOLUTION
CONDEMNATION OF UNSAFE AND DILAPIDATED PROPERTY
Case #15. 304 Mable St.

WHEREAS, on the 2nd day of January 2018 the Council of the City of Hattiesburg, Mississippi, passed a resolution announcing the intention of the City Council to hold a hearing on, the 5th day of February, 2018, in the Council Meeting Room of City Hall in Hattiesburg, Mississippi, as provided by Section 21-19-11 of the Mississippi Code of 1972, as annotated and amended, to determine whether or not the following described property is in such a state of uncleanliness as to be a menace to the health and safety of the community, to-wit:

PARCEL: 2-029K-09-078.00, 304 MABLE STREET, HATTIESBURG, MS 39401 and better described as LOT 3 IN BLOCK 5 , AND ALSO THAT PART OF LOT 2 IN BLOCK 5 DESCRIBED AS BEGINNING AT THE NORTHWEST CORNER OF SAID LOT 2 AND RUN SOUTH 75 FEET, THENCE RUN EAST 2 FEET, THENCE RUN NORTH 75 FEET TO MABLE STREET; BEGINNING, ALL IN THE CJ. MILLER SURVEY OF THE CITY OF HATTIESBURG or Addition to the City of Hattiesburg, Forrest County, Mississippi, as per the office of the Chancery Clerk of said county, which is survey is a part of the NE ¼ of the NE 1/4 section 9, T-4-N, R-13-W Forrest County, Mississippi; together with all improvements thereon and appurtenances thereunto belonging.

WHEREAS, the owner of the property is: Donald Sabella and Kimberly R. Sabella

WHEREAS, proper and timely notice of said hearing was given to said parties more than two weeks prior to the date of the hearing; and

WHEREAS, at said hearing it was determined that the aforementioned property is in such a state of uncleanliness as to be a menace to the health and safety of the community and should be condemned.

NOW, THEREFORE, BE IT RESOLVED by the Council of the City of Hattiesburg, Mississippi, as follows:

1. A period of fifteen (15) days shall be extended to the property owner for removal of the violations listed:

Vacant Structure (International Property Maintenance Code, Sec. 301.3)
Overgrown Lot or Weeds (International Property Maintenance Code, Sec. 302.4)
Trash and Litter (International Property Maintenance Code, Sec. 307.1)
Dilapidated Building (International Property Maintenance Code, Sec. 304)
Unsafe Conditions (International Property Maintenance Code, Sec. 34.1.1)

2. If the property owners do not take corrective action within fifteen (15) days to remove the violations, then after a complete and final legal review of the property conducted by the City Attorney, the City will take action to remove all violations listed, said work to be legally contracted with a private contractor or City crews, and the cost of same plus penalty to be certified to the City Clerk for further legal disposition.

3. A copy of this Resolution will be certified and recorded in the Chancery Clerk's Office of Forrest County, Mississippi.

The above and foregoing Resolution, after having been first reduced to writing, was introduced by Council member Dryden seconded by Council member Brown, and was adopted by the following vote, to-wit:

YEAS:	NAYS:	ABSENT:
George	None	
Delgado		
Carroll		
Dryden		
Brown		

The motion having received the affirmative vote of a majority of the Council members present, the President declared the motion carried and the resolution adopted, on this the 6th day of February, 2018.

(SEAL)

ATTEST: **ADOPTED:**

CLERK OF COUNCIL **PRESIDENT**

The above and foregoing Resolution having been submitted to and approved by the Mayor, this the 6th day of February, 2018

ATTEST: **APPROVED:**

CITY CLERK **MAYOR**

DEED
Bk:1274 Page:172-173
RCD: 03/07/2018 @ 3:22:44:PM
FORREST COUNTY, MS
JIMMY C. HAVARD CHANCERY CLERK

Prepared by:
City of Hattiesburg
Code Enforcement
P.O. Box 1898
Hattiesburg, Mississippi 39403-1898

Return to:
City of Hattiesburg
City Clerk's Office
P.O. Box 1898
Hattiesburg, Mississippi 39403-1898

RESOLUTION
CONDEMNATION OF UNSAFE AND DILAPIDATED PROPERTY
Case #16. 306 Mable St.

WHEREAS, on the 2nd day of January 2018 the Council of the City of Hattiesburg, Mississippi, passed a resolution announcing the intention of the City Council to hold a hearing on, the 5th day of February, 2018, in the Council Meeting Room of City Hall in Hattiesburg, Mississippi, as provided by Section 21-19-11 of the Mississippi Code of 1972, as annotated and amended, to determine whether or not the following described property is in such a state of uncleanliness as to be a menace to the health and safety of the community, to-wit:

PARCEL: 2-029K-09-080.00, 306 Mable Street HATTIESBURG, MS 39401 and better described as Lot 4 less 20 ft. by 20ft. off the South end, Block 5, C J Miller Addition, Section 9, Township 4 North, Range 13 West, City of Hattiesburg, Forrest County, Mississippi; together with all improvements thereon and appurtenances thereunto belonging.

WHEREAS, the owner of the property is: Kingdom Properties Management

WHEREAS, proper and timely notice of said hearing was given to said parties more than two weeks prior to the date of the hearing; and

WHEREAS, at said hearing it was determined that the aforementioned property is in such a state of uncleanliness as to be a menace to the health and safety of the community and should be condemned.

NOW, THEREFORE, BE IT RESOLVED by the Council of the City of Hattiesburg, Mississippi, as follows:

1. A period of fifteen (15) days shall be extended to the property owner for removal of the violations listed:

Dilapidated Building (International Property Maintenance Code, Sec. 304)
Vacant Structure (International Property Maintenance Code, Sec. 301.3)
Unsafe Conditions (International Property Maintenance Code, Sec. 34.1.1)
Overgrown Lot or Weeds (International Property Maintenance Code, Sec. 302.4)
Trash and Litter (International Property Maintenance Code, Sec. 307.1)

2. If the property owners do not take corrective action within fifteen (15) days to remove the

violations, then after a complete and final legal review of the property conducted by the City Attorney, the City will take action to remove all violations listed, said work to be legally contracted with a private contractor or City crews, and the cost of same plus penalty to be certified to the City Clerk for further legal disposition.

3. A copy of this Resolution will be certified and recorded in the Chancery Clerk's Office of Forrest County, Mississippi.

The above and foregoing Resolution, after having been first reduced to writing, was introduced by Council member Dryden seconded by Council member Brown, and was adopted by the following vote, to-wit:

YEAS:	NAYS:	ABSENT:
George Delgado Carroll Dryden Brown	None	

The motion having received the affirmative vote of a majority of the Council members present, the President declared the motion carried and the resolution adopted, on this the 6th day of February, 2018.

(SEAL)

ATTEST:

CLERK OF COUNCIL

ADOPTED:

PRESIDENT

The above and foregoing Resolution having been submitted to and approved by the Mayor, this the 6th day of February, 2018

ATTEST:

CITY CLERK

APPROVED:

MAYOR

DEED
Bk:1274 Page:174-175
RCD: 03/07/2018 @ 3:23:22:PM
FORREST COUNTY, MS
JIMMY C. HAVARD CHANCERY CLERK

Prepared by:
City of Hattiesburg
Code Enforcement
P.O. Box 1898
Hattiesburg, Mississippi 39403-1898

Return to:
City of Hattiesburg
City Clerk's Office
P.O. Box 1898
Hattiesburg, Mississippi 39403-1898

RESOLUTION
CONDEMNATION OF UNSAFE AND DILAPIDATED PROPERTY
Case #17. 308 Mable St.

WHEREAS, on the 2nd day of January 2018 the Council of the City of Hattiesburg, Mississippi, passed a resolution announcing the intention of the City Council to hold a hearing on, the 5th day of February, 2018, in the Council Meeting Room of City Hall in Hattiesburg, Mississippi, as provided by Section 21-19-11 of the Mississippi Code of 1972, as annotated and amended, to determine whether or not the following described property is in such a state of uncleanliness as to be a menace to the health and safety of the community, to-wit:

PARCEL: 2-029K-09-081.00, 308 MABLE STREET, HATTIESBURG, MS 39401 and better described as Lot 5, Block 5, of the C.J. Miller Addition to the City of Hattiesburg, as per plat or map thereof on file in the office of the Chancery Clerk of Forrest County, Mississippi; together with all improvements thereon and appurtenances thereunto belonging.

WHEREAS, the owner of the property is: Gus Timothy Georgian

WHEREAS, proper and timely notice of said hearing was given to said parties more than two weeks prior to the date of the hearing; and

WHEREAS, at said hearing it was determined that the aforementioned property is in such a state of uncleanliness as to be a menace to the health and safety of the community and should be condemned.

NOW, THEREFORE, BE IT RESOLVED by the Council of the City of Hattiesburg, Mississippi, as follows:

1. A period of fifteen (15) days shall be extended to the property owner for removal of the violations listed:

Vacant Structure (International Property Maintenance Code, Sec. 301.3)
Overgrown Lot or Weeds (International Property Maintenance Code, Sec. 302.4)
Trash and Litter (International Property Maintenance Code, Sec. 307.1)
Dilapidated Building (International Property Maintenance Code, Sec. 304)
Unsafe Conditions (International Property Maintenance Code, Sec. 34.1.1)

2. If the property owners do not take corrective action within fifteen (15) days to remove the violations, then after a complete and final legal review of the property conducted by the City Attorney, the City will take action to remove all violations listed, said work to be legally contracted with a private contractor or City crews, and the cost of same plus penalty to be certified to the City Clerk for further legal disposition.

3. A copy of this Resolution will be certified and recorded in the Chancery Clerk's Office of Forrest County, Mississippi.

The above and foregoing Resolution, after having been first reduced to writing, was introduced by Council member Dryden seconded by Council member Brown, and was adopted by the following vote, to-wit:

YEAS:	NAYS:	ABSENT:
George	None	
Delgado		
Carroll		
Dryden		
Brown		

The motion having received the affirmative vote of a majority of the Council members present, the President declared the motion carried and the resolution adopted, on this the 6th day of February, 2018.

(SEAL)

ATTEST:

CLERK OF COUNCIL

ADOPTED:

PRESIDENT

The above and foregoing Resolution having been submitted to and approved by the Mayor, this the 6th day of February, 2018

ATTEST:

CITY CLERK

APPROVED:

MAYOR

DEED
Bk:1274 Page:176-177
RCD: 03/07/2018 @ 3:33:36:PM
FORREST COUNTY, MS
JIMMY C. HAVARD CHANCERY CLERK

Prepared by:
City of Hattiesburg
Code Enforcement
P.O. Box 1898
Hattiesburg, Mississippi 39403-1898

Return to:
City of Hattiesburg
City Clerk's Office
P.O. Box 1898
Hattiesburg, Mississippi 39403-1898

RESOLUTION
CONDEMNATION OF UNSAFE AND DILAPIDATED PROPERTY
Case #19. 1108 E. Hardy St.

WHEREAS, on the 2nd day of January 2018 the Council of the City of Hattiesburg, Mississippi, passed a resolution announcing the intention of the City Council to hold a hearing on, the 5th day of February, 2018, in the Council Meeting Room of City Hall in Hattiesburg, Mississippi, as provided by Section 21-19-11 of the Mississippi Code of 1972, as annotated and amended, to determine whether or not the following described property is in such a state of uncleanliness as to be a menace to the health and safety of the community, to-wit:

PARCEL: 2-029I-10-309.00, 1108 E. hardy Street HATTIESBURG, MS 39401 and better described as the west 63.75 feet of Lots 14, 15 and 16 in Block 4 of the D. D. McInnis First Survey or Addition to the City of Hattiesburg, Forrest County, Mississippi, together with all improvements thereon and appurtenances thereunto belonging.

WHEREAS, the owner of the property is: Andrew Renee Moore

WHEREAS, proper and timely notice of said hearing was given to said parties more than two weeks prior to the date of the hearing; and

WHEREAS, at said hearing it was determined that the aforementioned property is in such a state of uncleanliness as to be a menace to the health and safety of the community and should be condemned.

NOW, THEREFORE, BE IT RESOLVED by the Council of the City of Hattiesburg, Mississippi, as follows:

1. A period of fifteen (15) days shall be extended to the property owner for removal of the violations listed:

Vacant Structure (International Property Maintenance Code, Sec. 301.3)
Overgrown Lot or Weeds (International Property Maintenance Code, Sec. 302.4)
Trash and Litter (International Property Maintenance Code, Sec. 307.1)
Dilapidated Building (International Property Maintenance Code, Sec. 304)
Unsafe Conditions (International Property Maintenance Code, Sec. 34.1.1)

2. If the property owners do not take corrective action within fifteen (15) days to remove the violations, then after a complete and final legal review of the property conducted by the City Attorney, the City will take action to remove all violations listed, said work to be legally contracted with a private contractor or City crews, and the cost of same plus penalty to be certified to the City Clerk for further legal disposition.

3. A copy of this Resolution will be certified and recorded in the Chancery Clerk's Office of Forrest County, Mississippi.

The above and foregoing Resolution, after having been first reduced to writing, was introduced by Council member Dryden seconded by Council member Brown, and was adopted by the following vote, to-wit:

YEAS:	NAYS:	ABSENT:
George	None	
Delgado		
Carroll		
Dryden		
Brown		

The motion having received the affirmative vote of a majority of the Council members present, the President declared the motion carried and the resolution adopted, on this the 6th day of February, 2018.

(SEAL)

ATTEST: **ADOPTED:**

CLERK OF COUNCIL **PRESIDENT**

The above and foregoing Resolution having been submitted to and approved by the Mayor, this the 6th day of February, 2018

ATTEST: **APPROVED:**

CITY CLERK **MAYOR**

DEED
Bk:1274 Page:145-146
RCD: 03/07/2018 @ 2:02:18:PM
FORREST COUNTY, MS
JIMMY C. HAVARD CHANCERY CLERK

Prepared by:
City of Hattiesburg
Code Enforcement
P.O. Box 1898
Hattiesburg, Mississippi 39403-1898

Return to:
City of Hattiesburg
City Clerk's Office
P.O. Box 1898
Hattiesburg, Mississippi 39403-1898

RESOLUTION
CONDEMNATION OF UNSAFE AND DILAPIDATED PROPERTY
Case #1 1312 Deason Ave.

WHEREAS, on the 2nd day of January 2018 the Council of the City of Hattiesburg, Mississippi, passed a resolution announcing the intention of the City Council to hold a hearing on, the 5th day of February, 2018, in the Council Meeting Room of City Hall in Hattiesburg, Mississippi, as provided by Section 21-19-11 of the Mississippi Code of 1972, as annotated and amended, to determine whether or not the following described property is in such a state of uncleanliness as to be a menace to the health and safety of the community, to-wit:

PARCEL: 2-030M-11-034.00, 1312 Deason Avenue HATTIESBURG, MS 39401 and better described as East one half (E1/2), of Lot 2, Block 5, Omega Subdivision, City of Hattiesburg, County of Forrest, State of Mississippi, as per the map or plat thereof on file in the office of the Chancery Clerk of Forrest County, Mississippi.

WHEREAS, the owner of the property is: Odell Bolton

WHEREAS, proper and timely notice of said hearing was given to said parties more than two weeks prior to the date of the hearing; and

WHEREAS, at said hearing it was determined that the aforementioned property is in such a state of uncleanliness as to be a menace to the health and safety of the community and should be condemned.

NOW, THEREFORE, BE IT RESOLVED by the Council of the City of Hattiesburg, Mississippi, as follows:

1. A period of fifteen (15) days shall be extended to the property owner for removal of the violations listed:

Dangerous Structure (International Property Maintenance Code, Sec. 108.1.5)
Vacant Structure (International Property Maintenance Code, Sec. 301.3)
Overgrown Lot or Weeds (International Property Maintenance Code, Sec. 302.4)
Trash and Litter (International Property Maintenance Code, Sec. 307.1)

2. If the property owners do not take corrective action within fifteen (15) days to remove the violations, then after a complete and final legal review of the property conducted by the City Attorney, the City will take action to remove all violations listed, said work to be legally contracted with a private contractor or City crews, and the cost of same plus penalty to be certified to the City Clerk for further legal disposition.

3. A copy of this Resolution will be certified and recorded in the Chancery Clerk's Office of Forrest County, Mississippi.

The above and foregoing Resolution, after having been first reduced to writing, was introduced by Council member Dryden seconded by Council member Brown, and was adopted by the following vote, to-wit:

YEAS: George, Delgado, Carroll, Dryden, Brown

NAYS: None

ABSENT:

The motion having received the affirmative vote of a majority of the Council members present, the President declared the motion carried and the resolution adopted, on this the 6th day of February, 2018.

(SEAL)

ATTEST:

CLERK OF COUNCIL

ADOPTED:

PRESIDENT

The above and foregoing Resolution having been submitted to and approved by the Mayor, this the 6th day of February, 2018

ATTEST:

CITY CLERK

APPROVED:

MAYOR

DEED
Bk:1282 Page:658-659
RCD: 06/12/2018 @11:16:33:AM
FORREST COUNTY, MS
JIMMY C. HAVARD CHANCERY CLERK

Prepared by:
City of Hattiesburg
Code Enforcement
P.O. Box 1898
Hattiesburg, Mississippi 39403-1898

Return to:
City of Hattiesburg
City Clerk's Office
P.O. Box 1898
Hattiesburg, Mississippi 39403-1898

RESOLUTION
CONDEMNATION OF UNSAFE AND DILAPIDATED PROPERTY
Case #3 1307 Rebecca Ave.

WHEREAS, on the 2nd day of January 2018 the Council of the City of Hattiesburg, Mississippi, passed a resolution announcing the intention of the City Council to hold a hearing on, the 5th day of February, 2018, in the Council Meeting Room of City Hall in Hattiesburg, Mississippi, as provided by Section 21-19-11 of the Mississippi Code of 1972, as annotated and amended, to determine whether or not the following described property is in such a state of uncleanliness as to be a menace to the health and safety of the community, to-wit:

PARCEL: 2-030M-11-219.00, 1307 Rebecca Avenue HATTIESBURG, MS 39401 and better described as Lot 4 in Block 14, in the Omega Subdivision, located and being situated in the City of Hattiesburg, Forrest County, Mississippi, with all improvements thereon and appurtenances thereunto belonging.

WHEREAS, the owner of the property is: Ed Marsh and Lois Marsh

WHEREAS, proper and timely notice of said hearing was given to said parties more than two weeks prior to the date of the hearing; and

WHEREAS, at said hearing it was determined that the aforementioned property is in such a state of uncleanliness as to be a menace to the health and safety of the community and should be condemned.

NOW, THEREFORE, BE IT RESOLVED by the Council of the City of Hattiesburg, Mississippi, as follows:

1. A period of fifteen (15) days shall be extended to the property owner for removal of the violations listed:

Dangerous Structure (International Property Maintenance Code, Sec. 108.1.5)
Vacant Structure (International Property Maintenance Code, Sec. 301.3)
Overgrown Lot or Weeds (International Property Maintenance Code, Sec. 302.4)
Trash and Litter (International Property Maintenance Code, Sec. 307.1)

2. If the property owners do not take corrective action within fifteen (15) days to remove the violations, then after a complete and final legal review of the property conducted by the City Attorney, the City will take action to remove all violations listed, said work to be legally contracted with a private contractor or City crews, and the cost of same plus penalty to be certified to the City Clerk for further legal disposition.

3. A copy of this Resolution will be certified and recorded in the Chancery Clerk's Office of Forrest County, Mississippi.

The above and foregoing Resolution, after having been first reduced to writing, was introduced by Council member Dryden seconded by Council member Brown, and was adopted by the following vote, to-wit:

YEAS: George, Delgado, Carroll, Dryden, Brown

NAYS: None

ABSENT:

The motion having received the affirmative vote of a majority of the Council members present, the President declared the motion carried and the resolution adopted, on this the 6th day of February, 2018.

(SEAL)

ATTEST:

ADOPTED:

CLERK OF COUNCIL

PRESIDENT

The above and foregoing Resolution having been submitted to and approved by the Mayor, this the 6th day of February, 2018

ATTEST:

APPROVED:

CITY CLERK

MAYOR

DEED
Bk:1274 Page:149-150
RCD: 03/07/2018 @ 2:03:39:PM
FORREST COUNTY, MS
JIMMY C. HAVARD CHANCERY CLERK

Prepared by:
City of Hattiesburg
Code Enforcement
P.O. Box 1898
Hattiesburg, Mississippi 39403-1898

Return to:
City of Hattiesburg
City Clerk's Office
P.O. Box 1898
Hattiesburg, Mississippi 39403-1898

RESOLUTION
CONDEMNATION OF UNSAFE AND DILAPIDATED PROPERTY
Case #4 218 Oak Street

WHEREAS, on the 2nd day of January 2018 the Council of the City of Hattiesburg, Mississippi, passed a resolution announcing the intention of the City Council to hold a hearing on, the 5th day of February, 2018, in the Council Meeting Room of City Hall in Hattiesburg, Mississippi, as provided by Section 21-19-11 of the Mississippi Code of 1972, as annotated and amended, to determine whether or not the following described property is in such a state of uncleanliness as to be a menace to the health and safety of the community, to-wit:

PARCEL: 2-030L-11-127.00, 218 Oak Street HATTIESBURG, MS 39401 and better described as Lot 13, Block 2 of the R. A. Magruder Subdivision or Addition to the City of Hattiesburg, Forrest County, Mississippi, as per the map or plat thereof on file in the office of the Chancery Clerk of Forest County, Mississippi; together with all improvements thereon and appurtenances thereunto belonging.

WHEREAS, the owner of the property is: Delphia M. Jackson and Calvin Jackson

WHEREAS, proper and timely notice of said hearing was given to said parties more than two weeks prior to the date of the hearing; and

WHEREAS, at said hearing it was determined that the aforementioned property is in such a state of uncleanliness as to be a menace to the health and safety of the community and should be condemned.

NOW, THEREFORE, BE IT RESOLVED by the Council of the City of Hattiesburg, Mississippi, as follows:

1. A period of fifteen (15) days shall be extended to the property owner for removal of the violations listed:

Dangerous Structure (International Property Maintenance Code, Sec. 108.1.5)
Vacant Structure (International Property Maintenance Code, Sec. 301.3)
Overgrown Lot or Weeds (International Property Maintenance Code, Sec. 302.4)
Trash and Litter (International Property Maintenance Code, Sec. 307.1)

2. If the property owners do not take corrective action within fifteen (15) days to remove the violations, then after a complete and final legal review of the property conducted by the City Attorney, the City will take action to remove all violations listed, said work to be legally contracted with a private contractor or City crews, and the cost of same plus penalty to be certified to the City Clerk for further legal disposition.

3. A copy of this Resolution will be certified and recorded in the Chancery Clerk's Office of Forrest County, Mississippi.

The above and foregoing Resolution, after having been first reduced to writing, was introduced by Council member Dryden seconded by Council member Brown, and was adopted by the following vote, to-wit:

YEAS:	NAYS:	ABSENT:
George Delgado Carroll Dryden Brown	None	

The motion having received the affirmative vote of a majority of the Council members present, the President declared the motion carried and the resolution adopted, on this the 6th day of February, 2018.

(SEAL)

ATTEST:

CLERK OF COUNCIL

ADOPTED:

PRESIDENT

The above and foregoing Resolution having been submitted to and approved by the Mayor, this the 6th day of February, 2018

ATTEST:

CITY CLERK

APPROVED:

MAYOR

DEED
Bk:1274 Page:151-152
RCD: 03/07/2018 @ 2:04:28:PM
FORREST COUNTY, MS
JIMMY C. HAVARD CHANCERY CLERK

Prepared by:
City of Hattiesburg
Code Enforcement
P.O. Box 1898
Hattiesburg, Mississippi 39403-1898

Return to:
City of Hattiesburg
City Clerk's Office
P.O. Box 1898
Hattiesburg, Mississippi 39403-1898

RESOLUTION
CONDEMNATION OF UNSAFE AND DILAPIDATED PROPERTY
Case #5 809 ½ Fairley St.

WHEREAS, on the 2nd day of January 2018 the Council of the City of Hattiesburg, Mississippi, passed a resolution announcing the intention of the City Council to hold a hearing on, the 5th day of February, 2018, in the Council Meeting Room of City Hall in Hattiesburg, Mississippi, as provided by Section 21-19-11 of the Mississippi Code of 1972, as annotated and amended, to determine whether or not the following described property is in such a state of uncleanliness as to be a menace to the health and safety of the community, to-wit:

PARCEL: 2-029H-03-011.00, 809 ½ Fairley Street HATTIESBURG, MS 39401 and better described as commencing at the Northeast corner if the present terminus of East 8th Street and/or the Southwest corner of the Clifton Knight property and run thence North for a distance of 180 feet for the point of beginning: From this point of the beginning run thence East and at right angles to the last named course a distance of 170 feet along the North line of the Ned Cole property: thence North and at right angles to the last named course a distance of 130.8 feet; thence West and at right angles to the last named course a distance of 170 feet; thence South and at right angles to the last named course a distance of 130.8 feet to the point of beginning; said parcel of land lying and being situated in the NE-1/4 of the SE-1/4 of Se3ction 3 Township 4 North, Range 13 West, Forrest County.

WHEREAS, the owner of the property is: Dollie Jones

WHEREAS, proper and timely notice of said hearing was given to said parties more than two weeks prior to the date of the hearing; and

WHEREAS, at said hearing it was determined that the aforementioned property is in such a state of uncleanliness as to be a menace to the health and safety of the community and should be condemned.

NOW, THEREFORE, BE IT RESOLVED by the Council of the City of Hattiesburg, Mississippi, as follows:

1. A period of fifteen (15) days shall be extended to the property owner for removal of the violations listed:

Dangerous Structure (International Property Maintenance Code, Sec. 108.1.5)
Vacant Structure (International Property Maintenance Code, Sec. 301.3)
Overgrown Lot or Weeds (International Property Maintenance Code, Sec. 302.4)
Trash and Litter (International Property Maintenance Code, Sec. 307.1)

2. If the property owners do not take corrective action within fifteen (15) days to remove the violations, then after a complete and final legal review of the property conducted by the City Attorney, the City will take action to remove all violations listed, said work to be legally contracted with a private contractor or City crews, and the cost of same plus penalty to be certified to the City Clerk for further legal disposition.

3. A copy of this Resolution will be certified and recorded in the Chancery Clerk's Office of Forrest County, Mississippi.

The above and foregoing Resolution, after having been first reduced to writing, was introduced by Council member Dryden seconded by Council member Brown, and was adopted by the following vote, to-wit:

YEAS:	NAYS:	ABSENT:
George	None	
Delgado		
Carroll		
Dryden		
Brown		

The motion having received the affirmative vote of a majority of the Council members present, the President declared the motion carried and the resolution adopted, on this the 6th day of February, 2018.

(SEAL)

ATTEST:

CLERK OF COUNCIL

ADOPTED:

PRESIDENT

The above and foregoing Resolution having been submitted to and approved by the Mayor, this the 6th day of February, 2018

ATTEST:

CITY CLERK

APPROVED:

MAYOR

DEED
Bk:1274 Page:153-154
RCD: 03/07/2018 @ 2:05:10:PM
FORREST COUNTY, MS
JIMMY C. HAVARD CHANCERY CLERK

Prepared by:
City of Hattiesburg
Code Enforcement
P.O. Box 1898
Hattiesburg, Mississippi 39403-1898

Return to:
City of Hattiesburg
City Clerk's Office
P.O. Box 1898
Hattiesburg, Mississippi 39403-1898

RESOLUTION
CONDEMNATION OF UNSAFE AND DILAPIDATED PROPERTY
Case #6 708 River St.

WHEREAS, on the 2nd day of January 2018 the Council of the City of Hattiesburg, Mississippi, passed a resolution announcing the intention of the City Council to hold a hearing on, the 5th day of February, 2018, in the Council Meeting Room of City Hall in Hattiesburg, Mississippi, as provided by Section 21-19-11 of the Mississippi Code of 1972, as annotated and amended, to determine whether or not the following described property is in such a state of uncleanliness as to be a menace to the health and safety of the community, to-wit:

PARCEL: 2-029H-03-145.00, 708 River Street HATTIESBURG, MS 39401 and better described as Lot 2 and 14 in Block 37 of the Hicks Subdivision of the Hardy & Scott Survey of the City of Hattiesburg, Forrest county, Mississippi as per map or plat thereof on file in the Office of the Chancery Clerk of Forrest County, State of Mississippi; together with all improvements thereon and appurtenances thereunto belonging.

WHEREAS, the owner of the property is: Monica Johnson

WHEREAS, proper and timely notice of said hearing was given to said parties more than two weeks prior to the date of the hearing; and

WHEREAS, at said hearing it was determined that the aforementioned property is in such a state of uncleanliness as to be a menace to the health and safety of the community and should be condemned.

NOW, THEREFORE, BE IT RESOLVED by the Council of the City of Hattiesburg, Mississippi, as follows:

1. A period of fifteen (15) days shall be extended to the property owner for removal of the violations listed:

Dangerous Structure (International Property Maintenance Code, Sec. 108.1.5)
Vacant Structure (International Property Maintenance Code, Sec. 301.3)
Overgrown Lot or Weeds (International Property Maintenance Code, Sec. 302.4)
Trash and Litter (International Property Maintenance Code, Sec. 307.1)

Hazardous Tree (Land Development Code, Sec. 79.13)

2. If the property owners do not take corrective action within fifteen (15) days to remove the violations, then after a complete and final legal review of the property conducted by the City Attorney, the City will take action to remove all violations listed, said work to be legally contracted with a private contractor or City crews, and the cost of same plus penalty to be certified to the City Clerk for further legal disposition.

3. A copy of this Resolution will be certified and recorded in the Chancery Clerk's Office of Forrest County, Mississippi.

The above and foregoing Resolution, after having been first reduced to writing, was introduced by Council member Dryden seconded by Council member Brown, and was adopted by the following vote, to-wit:

YEAS:	NAYS:	ABSENT:
George Delgado Carroll Dryden Brown	None	

The motion having received the affirmative vote of a majority of the Council members present, the President declared the motion carried and the resolution adopted, on this the 6th day of February, 2018.

(SEAL)

ATTEST: **ADOPTED:**

CLERK OF COUNCIL PRESIDENT

The above and foregoing Resolution having been submitted to and approved by the Mayor, this the 6th day of February, 2018

ATTEST: **APPROVED:**

CITY CLERK MAYOR

DEED
Bk:1274 Page:155-156
RCD: 03/07/2018 @ 2:05:41PM
FORREST COUNTY, MS
JIMMY C. HAVARD CHANCERY CLERK

Prepared by:
City of Hattiesburg
Code Enforcement
P.O. Box 1898
Hattiesburg, Mississippi 39403-1898

Return to:
City of Hattiesburg
City Clerk's Office
P.O. Box 1898
Hattiesburg, Mississippi 39403-1898

RESOLUTION
CONDEMNATION OF UNSAFE AND DILAPIDATED PROPERTY
Case #7 6 Bonnie Street

WHEREAS, on the 2nd day of January 2018 the Council of the City of Hattiesburg, Mississippi, passed a resolution announcing the intention of the City Council to hold a hearing on, the 5th day of February, 2018, in the Council Meeting Room of City Hall in Hattiesburg, Mississippi, as provided by Section 21-19-11 of the Mississippi Code of 1972, as annotated and amended, to determine whether or not the following described property is in such a state of uncleanliness as to be a menace to the health and safety of the community, to-wit:

PARCEL: 2-030L-11-013.00, 6 Bonnie Street, HATTIESBURG, MS 39401 and better described as

Parcel One (1):
N ½ of Lot 1 Block 2 A. K. McInnis 2nd parcel #18242-0600200100 PPIN# 21085, Section 11, Township 4 North, range 13 West, Parcel/PPIN: 18242061600200100.

Parcel Two (2):

S ½ of Lot 1 Block 2 A.K. McInnis 2nd Addition, Rec#17108 PPIN #21986 Parcel #242-0616-00200200, Section 11, Township 4 North, Range 13 West, Parcel/PPIN: 242061600200200.

WHEREAS, the owner of the property is: Pentecostal Temple Church

WHEREAS, proper and timely notice of said hearing was given to said parties more than two weeks prior to the date of the hearing; and

WHEREAS, at said hearing it was determined that the aforementioned property is in such a state of uncleanliness as to be a menace to the health and safety of the community and should be condemned.

NOW, THEREFORE, BE IT RESOLVED by the Council of the City of Hattiesburg, Mississippi, as follows:

1. A period of fifteen (15) days shall be extended to the property owner for removal of the violations

listed:

Dangerous Structure (International Property Maintenance Code, Sec. 108.1.5)
Vacant Structure (International Property Maintenance Code, Sec. 301.3)
Overgrown Lot or Weeds (International Property Maintenance Code, Sec. 302.4)
Trash and Litter (International Property Maintenance Code, Sec. 307.1)
Permises Identification (International Property Maintenance Code, Sec. 304.3)

2. If the property owners do not take corrective action within fifteen (15) days to remove the violations, then after a complete and final legal review of the property conducted by the City Attorney, the City will take action to remove all violations listed, said work to be legally contracted with a private contractor or City crews, and the cost of same plus penalty to be certified to the City Clerk for further legal disposition.

3. A copy of this Resolution will be certified and recorded in the Chancery Clerk's Office of Forrest County, Mississippi.

The above and foregoing Resolution, after having been first reduced to writing, was introduced by Council member Dryden seconded by Council member Brown, and was adopted by the following vote, to-wit:

YEAS:	NAYS:	ABSENT:
George	None	
Delgado		
Carroll		
Dryden		
Brown		

The motion having received the affirmative vote of a majority of the Council members present, the President declared the motion carried and the resolution adopted, on this the 6th day of February, 2018.

(SEAL)

ATTEST: **ADOPTED:**

CLERK OF COUNCIL **PRESIDENT**

The above and foregoing Resolution having been submitted to and approved by the Mayor, this the 6th day of February, 2018

ATTEST: **APPROVED:**

CITY CLERK **MAYOR**

DEED
Bk:1274 Page:157-158
RCD: 03/07/2018 @ 2:06:26:PM
FORREST COUNTY, MS
JIMMY C. HAVARD CHANCERY CLERK

Prepared by:
City of Hattiesburg
Code Enforcement
P.O. Box 1898
Hattiesburg, Mississippi 39403-1898

Return to:
City of Hattiesburg
City Clerk's Office
P.O. Box 1898
Hattiesburg, Mississippi 39403-1898

RESOLUTION
CONDEMNATION OF UNSAFE AND DILAPIDATED PROPERTY
Case #8 1213 Edwards St.

WHEREAS, on the 2nd day of January 2018 the Council of the City of Hattiesburg, Mississippi, passed a resolution announcing the intention of the City Council to hold a hearing on, the 5th day of February, 2018, in the Council Meeting Room of City Hall in Hattiesburg, Mississippi, as provided by Section 21-19-11 of the Mississippi Code of 1972, as annotated and amended, to determine whether or not the following described property is in such a state of uncleanliness as to be a menace to the health and safety of the community, to-wit:

PARCEL: 2-038H-15-066.00, 1213 EDWARDS STREET, HATTIESBURG, MS 39401 and better described as The South half of the North half of Lots 10, 11 and 12, Block 16 of the Burkett's Subdivision in the City of Hattiesburg, County of Forrest, State if Mississippi, as per the map or plat thereof on file in the office in the office of the Chancery Clerk of Forrest County, Mississippi, being more particularly described as follows, to-wit: Begin at the point of intersection of the North line of Magnolia Avenue with the West line of Edwards Street; thence run West parallel with Magnolia Avenue 168 feet to the West line of Lot 10 for 50 feet; thence run East parallel with Magnolia Avenue 168 feet to the point of beginning.

And also: The South 5 feet of the North 50 feet of Lots 10, 11 and 12, Block 16 of the Burkett's Subdivision in the City if Hattiesburg, County of Forrest, State of Mississippi.

And also: The South half of the North half of Lot 9, Block 16 of the Burkett's Subdivision in the City of Hattiesburg, County of Forrest, State of Mississippi; together with all improvements thereon and appurtenances thereunto belonging.

WHEREAS, the owner of the property is: Mark Gibson

WHEREAS, proper and timely notice of said hearing was given to said parties more than two weeks prior to the date of the hearing; and

WHEREAS, at said hearing it was determined that the aforementioned property is in such a state of uncleanliness as to be a menace to the health and safety of the community and should be condemned.

NOW, THEREFORE, BE IT RESOLVED by the Council of the City of Hattiesburg,

Mississippi, as follows:

1. A period of fifteen (15) days shall be extended to the property owner for removal of the violations listed:

Dangerous Structure (International Property Maintenance Code, Sec. 108.1.5)
Vacant Structure (International Property Maintenance Code, Sec. 301.3)
Overgrown Lot or Weeds (International Property Maintenance Code, Sec. 302.4)
Trash and Litter (International Property Maintenance Code, Sec. 307.1)
Hazardous Tree (Land Development Code, Sec. 79.13)

2. If the property owners do not take corrective action within fifteen (15) days to remove the violations, then after a complete and final legal review of the property conducted by the City Attorney, the City will take action to remove all violations listed, said work to be legally contracted with a private contractor or City crews, and the cost of same plus penalty to be certified to the City Clerk for further legal disposition.

3. A copy of this Resolution will be certified and recorded in the Chancery Clerk's Office of Forrest County, Mississippi.

The above and foregoing Resolution, after having been first reduced to writing, was introduced by Council member Dryden seconded by Council member Brown, and was adopted by the following vote, to-wit:

YEAS: George, Delgado, Carroll, Dryden, Brown

NAYS: None

ABSENT:

The motion having received the affirmative vote of a majority of the Council members present, the President declared the motion carried and the resolution adopted, on this the 6th day of February, 2018.

(SEAL)

ATTEST:

CLERK OF COUNCIL

ADOPTED:

PRESIDENT

The above and foregoing Resolution having been submitted to and approved by the Mayor, this the 6th day of February, 2018

ATTEST:

CITY CLERK

APPROVED:

MAYOR

DEED
Bk:1274 Page:159
RCD: 03/07/2018 @ 2:11:46:PM
FORREST COUNTY, MS
JIMMY C. HAVARD CHANCERY CLERK

Prepared by:
City of Hattiesburg
Code Enforcement
P.O. Box 1898
Hattiesburg, Mississippi 39403-1898

Return to:
City of Hattiesburg
City Clerk's Office
P.O. Box 1898
Hattiesburg, Mississippi 39403-1898

RESOLUTION
CONDEMNATION OF UNSAFE AND DILAPIDATED PROPERTY
Case #9 1310 Putnam Ave.

WHEREAS, on the 2nd day of January 2018 the Council of the City of Hattiesburg, Mississippi, passed a resolution announcing the intention of the City Council to hold a hearing on, the 5th day of February, 2018, in the Council Meeting Room of City Hall in Hattiesburg, Mississippi, as provided by Section 21-19-11 of the Mississippi Code of 1972, as annotated and amended, to determine whether or not the following described property is in such a state of uncleanliness as to be a menace to the health and safety of the community, to-wit:

PARCEL: 2-030M-11-242.00, 1310 Putnam Avenue HATTIESBURG, MS 39401 and better described as Lot 8, Block 14, of the Omega Subdivision, City of Hattiesburg, County Forrest, State of Mississippi, as per map on plat thereof on file in the Office of the Chancery Clerk of Forest County, Mississippi; together with all improvements thereon and all appurtenances thereunto belonging.

WHEREAS, the owner of the property is: Janice Williams

WHEREAS, proper and timely notice of said hearing was given to said parties more than two weeks prior to the date of the hearing; and

WHEREAS, at said hearing it was determined that the aforementioned property is in such a state of uncleanliness as to be a menace to the health and safety of the community and should be condemned.

NOW, THEREFORE, BE IT RESOLVED by the Council of the City of Hattiesburg, Mississippi, as follows:

1. A period of fifteen (15) days shall be extended to the property owner for removal of the violations listed:

Dangerous Structure (International Property Maintenance Code, Sec. 108.1.5)
Vacant Structure (International Property Maintenance Code, Sec. 301.3)
Overgrown Lot or Weeds (International Property Maintenance Code, Sec. 302.4)
Trash and Litter (International Property Maintenance Code, Sec. 307.1)

2. If the property owners do not take corrective action within fifteen (15) days to remove the violations, then after a complete and final legal review of the property conducted by the City Attorney, the City will take action to remove all violations listed, said work to be legally contracted with a private contractor or City crews, and the cost of same plus penalty to be certified to the City Clerk for further legal disposition.

3. A copy of this Resolution will be certified and recorded in the Chancery Clerk's Office of Forrest County, Mississippi.

The above and foregoing Resolution, after having been first reduced to writing, was introduced by Council member Dryden seconded by Council member Brown, and was adopted by the following vote, to-wit:

YEAS: George Delgado Carroll Dryden Brown

NAYS: None

ABSENT:

The motion having received the affirmative vote of a majority of the Council members present, the President declared the motion carried and the resolution adopted, on this the 6th day of February, 2018.

(SEAL)

ATTEST:

CLERK OF COUNCIL

ADOPTED:

PRESIDENT

The above and foregoing Resolution having been submitted to and approved by the Mayor, this the 6th day of February, 2018

ATTEST:

CITY CLERK

APPROVED:

MAYOR

City of Hattiesburg, MS

200 Forrest St.
P.O. Box 1898
Hattiesburg, MS 39401

Master

File Number: 2018-199

File ID:	2018-199	**Type:**	Regular Agenda Item	**Status:**	Passed
Version:	1	**Reference:**		**In Control:**	City Council
Requester:	Lamar Rutland			**File Created:**	01/29/2018
Brief Title:	Approve Pay Application No. 2 and Final for the Mt. Carmel Church Demolition Project			**Final Action:**	02/06/2018
				Minute Book Number:	MB2018-24

Title:

Approve Pay Application No. 2 and Final in the amount of $36,294.05 from M & M Services for the Mt. Carmel Church Demolition Project; Authorize issuance of manual check in payment thereof.

Notes:			
		Agenda Date:	02/06/2018
Indexes:		**Agenda Number:**	VI.-2
Sponsors:		**Enactment Date:**	
Attachments:	M&M Pay App No. 2	**Enactment Number:**	
Contact:		**Meeting Date:**	02/06/2018
Drafter:	Sharon Waits	**Effective Date:**	

History of Legislative File

Version:	Acting Body:	Date:	Action:	Sent To:	Due Date:	Return Date:	Result:
1	City Council	02/06/2018	Approve				Pass

Action Text: A MOTION was made by Council Vice President Dryden and seconded by Council Member George to Approve Pay Application No. 2 and Final in the amount of $36,294.05 from M & M Services for the Mt. Carmel Church Demolition Project; Authorize issuance of manual check in payment thereof.

There being no discussion, the Motion received the affirmative vote of the Council as follows:

Yeas: 4 - George, Carroll, Dryden and Brown

Nays: 1 - Delgado

Yea:	4	Council Member George
		Council President Carroll
		Council Vice President Dryden
		Council Member Brown
Nay:	1	Council Member Delgado

Text of Legislative File 2018-199

Title

Approve Pay Application No. 2 and Final in the amount of $36,294.05 from M & M Services for the Mt. Carmel Church Demolition Project; Authorize issuance of manual check in payment thereof.

Summary

Approve Pay Application No. 2 and Final in the amount of $36,294.05 from M & M Services for the Mt. Carmel Church Demolition Project; Authorize issuance of manual check in payment thereof.

Budget Information

001092.7100.13

NEEL-SCHAFFER
Solutions you can build upon

engineers
planners
surveyors
environmental scientists
landscape architects

January 26, 2018

City of Hattiesburg
Attn.: Mr. Lamar Rutland, PE, City Engineer
200 Forrest Street
Hattiesburg, MS 39401

RE: Mt. Carmel Baptist Church Building B Demolition

Dear Mr. Rutland,

Please find enclosed three sets of the Second and Final Pay Application for the referenced project. I recommend payment to M & M Services of Madison, MS in the amount of their application, $36,294.05.

If you have any questions regarding this information, please give me a call.

Sincerely,

NEEL-SCHAFFER, INC.

Douglas M. Wimberly, PS, PE
Senior Project Manager

Encl.

RECEIVED 1/26/18

P.O. Box 1487 / 39403-1487 • 704 Hardy Street • Hattiesburg, MS 39401-3665 • 601.545.1565 • Fax 601.545.2267

M & M

M and M SERVICES, INC.
Phone (601) 982-8695 Fax (601) 605-1651

INVOICE NO. 17030-2 (FINAL) DATE JANUARY 24, 2018

TO: City of Hattiesburg
200 Forrest Avenue
Hattiesburg, Mississippi 39401

RE: Mt. Carmel Baptist Church Building Demolition
for the City of Hattiesburg, Mississippi

Pay Item		Actual Qty.		Unit Cost		Extended
Change Order No. One			@		=	
Necessary Repairs to Existing Building	LS	1	@	22,642.30	=	22,642.30
			@		=	
Five Percent Retainage Previously Held	LS	1	@	13,651.75	=	13,651.75
			@			
			@		=	
			@		=	
			@		=	
			@		=	
			@		=	
			@		=	
			@		=	

Total Due $36,294.05

AMOUNT DUE THIS BILLING $36,294.05

AIA Document G702™ – 1992

Application and Certificate for Payment

TO OWNER:
City of Hattiesburg
200 Forrest Street
Hattiesburg, MS 39401

FROM CONTRACTOR:
M & M Services, Inc.
339 Distribution Drive
Madison, MS 39110

PROJECT:
Mt. Carmel Baptist Church
Building Demolition
for the City of Hattiesburg
Hattiesburg, Mississippi

VIA ARCHITECT:
Neel-Schaffer, Inc.

APPLICATION NO: 2
PERIOD TO: 1/24/2018
CONTRACT FOR: Mt. Carmel Baptist Chuch
CONTRACT DATE: 8/31/2017
PROJECT NOS: / /

Distribution to:
OWNER ☐
ARCHITECT ☐
CONTRACTOR ☐
FIELD ☐
OTHER ☐

CONTRACTOR'S APPLICATION FOR PAYMENT

Application is made for payment, as shown below, in connection with the Contract.
AIA Document G703™, Continuation Sheet, is attached.

1. ORIGINAL CONTRACT SUM	$	273,035.02
2. NET CHANGE BY CHANGE ORDERS	$	22,642.30
3. CONTRACT SUM TO DATE *(Line 1 ± 2)*	$	295,677.32
4. TOTAL COMPLETED & STORED TO DATE *(Column G on G703)*	$	295,677.32
5. RETAINAGE:		
a. 0.0% of Completed Work *(Columns D + E on G703)*	$	0.00
b. 0.0% of Stored Material *(Column F on G703)*	$	0.00
Total Retainage *(Lines 5a + 5b, or Total in Column I of G703)*	$	0.00
6. TOTAL EARNED LESS RETAINAGE *(Line 4 minus Line 5 Total)*	$	295,677.32
7. LESS PREVIOUS CERTIFICATES FOR PAYMENT *(Line 6 from prior Certificate)*	$	259,383.27
8. CURRENT PAYMENT DUE	$	36,294.05
9. BALANCE TO FINISH, INCLUDING RETAINAGE *(Line 3 minus Line 6)*	$	0.00

CHANGE ORDER SUMMARY	ADDITIONS	DEDUCTIONS
Total changes approved in previous months by Owner	$ 0.00	$ 0.00
Total approved this month	$ 22,642.30	$ 0.00
TOTAL	$ 22,642.30	$ 0.00
NET CHANGES by Change Order	$ 22,642.30	

The undersigned Contractor certifies that to the best of the Contractor's knowledge, information and belief the Work covered by this Application for Payment has been completed in accordance with the Contract Documents, that all amounts have been paid by the Contractor for Work for which previous Certificates for Payment were issued and payments received from the Owner, and that current payment shown herein is now due.

CONTRACTOR:
By: Dale McCaffrey Date: January 24, 2018
State of: MS
County of: Rankin
Subscribed and sworn to before me this 24 day of January 2018
Notary Public: Sandra P. Sartin
My commission expires: 7/12/2019

ARCHITECT'S CERTIFICATE FOR PAYMENT

In accordance with the Contract Documents, based on on-site observations and the data comprising this application, the Architect certifies to the Owner that to the best of the Architect's knowledge, information and belief the Work has progressed as indicated, the quality of the Work is in accordance with the Contract Documents, and the Contractor is entitled to payment of the AMOUNT CERTIFIED.

AMOUNT CERTIFIED $ 36294.05
(Attach explanation if amount certified differs from the amount applied. Initial all figures on this Application and on the Continuation Sheet that are changed to conform with the amount certified.)

ARCHITECT:
By: Date: 1/26/18

This Certificate is not negotiable. The AMOUNT CERTIFIED is payable only to the Contractor named herein. Issuance, payment and acceptance of payment are without prejudice to any rights of the Owner or Contractor under this Contract.

CAUTION: You should sign an original AIA Contract Document, on which this text appears in RED. An original assures that changes will not be obscured.

AIA Document G702™ – 1992. Copyright © 1953, 1963, 1965, 1971, 1978, 1983 and 1992 by The American Institute of Architects. All rights reserved. WARNING: This AIA® Document is protected by U.S. Copyright Law and International Treaties. Unauthorized reproduction or distribution of this AIA® Document, or any portion of it, may result in severe civil and criminal penalties, and will be prosecuted to the maximum extent possible under the law. Purchasers are permitted to reproduce ten (10) copies of this document when completed. To report copyright violations of AIA Contract Documents, e-mail The American Institute of Architects' legal counsel, copyright@aia.org.

AIA Document G703™ – 1992

Continuation Sheet

AIA Document G702™–1992, Application and Certificate for Payment, or G732™–2009, Application and Certificate for Payment, Construction Manager as Adviser Edition, containing Contractor's signed certification is attached.
In tabulations below, amounts are in US dollars.
Use Column I on Contracts where variable retainage for line items may apply.

Project Description
Mt. Carmel Baptist Chuch
Building Demolition

APPLICATION NO: 2
APPLICATION DATE: 1/24/2018
PERIOD TO: 1/24/2018
ARCHITECT'S PROJECT NO:

A	B	C	D	E	F	G		H	I
			WORK COMPLETED						
ITEM NO.	DESCRIPTION OF WORK	SCHEDULED VALUE	FROM PREVIOUS APPLICATION (D + E)	THIS PERIOD	MATERIALS PRESENTLY STORED (Not in D or E)	TOTAL COMPLETED AND STORED TO DATE (D+E+F)	% (G ÷ C)	BALANCE TO FINISH (C − G)	RETAINAGE (If variable rate)
1	MOBILIZATION	7,500.00	7,500.00			7,500.00	100.00		
2	SITE WORK	10,000.00	10,000.00			10,000.00	100.00		
3	BUILDING DEMOLITION	125,000.00	125,000.00			125,000.00	100.00		
4	BORROW EXCAVATION. FME, AH	29,970.00	29,970.00			29,970.00	100.00		
5	GRASSING	1,245.00	1,245.00			1,245.00	100.00		
6	DISPOSAL OF ASBESTOS MAT	60,000.00	60,000.00			60,000.00	100.00		
7	CONCRETE SIDEWALK	8,490.02	8,490.02			8,490.02	100.00		
8	EROSION CONTROL	4,500.00	4,500.00			4,500.00	100.00		
9	DRAINAGE INLET	1,800.00	1,800.00			1,800.00	100.00		
10	18" REIN CONCRETE PIPE	3,200.00	3,200.00			3,200.00	100.00		
11	REMOVAL OF CONCRETE PAVEMENT	6,330.00	6,330.00			6,330.00	100.00		
14	CONSTRUCTION FENCING	15,000.00	15,000.00			15,000.00	100.00		
15	CHANGE ORDER NO. ONE								
16	NEC REPAIRS TO EXIST BLDG	22,642.30		22,642.30		22,642.30	100.00		
	GRAND TOTAL	295,677.32	273,035.02	22,642.30	0.00	295,677.32	100	0.00	0.00

CAUTION: You should sign an original AIA Contract Document, on which this text appears in RED. An original assures that changes will not be obscured.

AIA Document G703™ – 1992. Copyright © 1963, 1965, 1966, 1967, 1970, 1978, 1983 and 1992 by The American Institute of Architects. All rights reserved. WARNING: This AIA® Document is protected by U.S. Copyright Law and International Treaties. Unauthorized reproduction or distribution of this AIA® Document, or any portion of it, may result in severe civil and criminal penalties, and will be prosecuted to the maximum extent possible under the law. Purchasers are permitted to reproduce ten (10) copies of this document when completed. To report copyright violations of AIA Contract Documents, e-mail The American Institute of Architects' legal counsel, copyright@aia.org.

City of Hattiesburg, MS

200 Forrest St.
P.O. Box 1898
Hattiesburg, MS 39401

Master

File Number: 2018-177

File ID:	2018-177	**Type:**	Resolution	**Status:**	Passed
Version:	1	**Reference:**		**In Control:**	City Council
Requester:	Ann Jones			**File Created:**	01/29/2018
Brief Title:	Adopt a Resolution to adjudicate cleanup costs of property located at 1101 Main Street, Mt. Carmel Church.			**Final Action:**	02/06/2018
				Minute Book Number:	MB2018-24-25

Title:

Adopt a Resolution to adjudicate the cleanup cost and direct the placement as an assessment for the demolition cost, not to exceed the value of the property per state law, against property located at 1101 Main Street, Mt. Carmel Church, as authorized in Section 21-19-11 of Mississippi Code of 1972, Annotated.

Notes:			
		Agenda Date:	02/06/2018
Indexes:		**Agenda Number:**	VI.-3
Sponsors:		**Enactment Date:**	
Attachments:	Mount Carmel Cleanup Cost Certificate of Payment, RES - Adjudicating Cleanup Costs, 1101 Main Street, Mt. Carmel Baptist Church, RES#2018-25, executed RES - Adjudicating Cleanup Costs, 1101 Main Street, Mt. Carmel Baptist Church	**Enactment Number:**	
Contact:		**Meeting Date:**	02/06/2018
Drafter:	Ann Jones	**Effective Date:**	

History of Legislative File

Version:	Acting Body:	Date:	Action:	Sent To:	Due Date:	Return Date:	Result:
1	City Council	02/06/2018	Adopt				Pass

Action Text: A MOTION was made by Council Vice President Dryden and seconded by Council Member George to Adopt a Resolution to adjudicate the cleanup cost and direct the placement as an assessment for the demolition cost, not to exceed the value of the property per state law, against property located at 1101 Main Street, Mt. Carmel Church, as authorized in Section 21-19-11 of Mississippi Code of 1972, Annotated.

There being no discussion, the Motion received the affirmative vote of the Council as follows:

Yeas: 4 - George, Carroll, Dryden and Brown

Nays: 1 - Delgado

Yea:	4	Council Member George
		Council President Carroll
		Council Vice President Dryden
		Council Member Brown
Nay:	1	Council Member Delgado

Text of Legislative File 2018-177

Title

Adopt a Resolution to adjudicate the cleanup cost and direct the placement as an assessment for the demolition cost, not to exceed the value of the property per state law, against property located at 1101 Main Street, Mt. Carmel Church, as authorized in Section 21-19-11 of Mississippi Code of 1972, Annotated.

Summary

Adopt Resolution to adjudicate cleanup cost - 1101 Main Street, Mt. Carmel Church

Budget Information

Expenditure Type

Purchasing Item

Publication Information

AIA Document G702™ – 1992

Application and Certificate for Payment

TO OWNER:
City of Hattiesburg
200 Forrest Street
Hattiesburg, MS 39401

FROM CONTRACTOR:
M & M Services, Inc.
339 Distribution Drive
Madison, MS 39110

PROJECT:
Mt. Carmel Baptist Church
Building Demolition
for the City of Hattiesburg
Hattiesburg, Mississippi

VIA ARCHITECT:
Neel-Schaffer, Inc.

APPLICATION NO: 2
PERIOD TO: 1/24/2018
CONTRACT FOR: Mt. Carmel Baptist Chuch
CONTRACT DATE: 8/31/2017
PROJECT NOS:

Distribution to:
OWNER ☐
ARCHITECT ☐
CONTRACTOR ☐
FIELD ☐
OTHER ☐

CONTRACTOR'S APPLICATION FOR PAYMENT

Application is made for payment, as shown below, in connection with the Contract.
AIA Document G703™, Continuation Sheet, is attached.

1. ORIGINAL CONTRACT SUM	$	273,035.02
2. NET CHANGE BY CHANGE ORDERS	$	22,642.30
3. CONTRACT SUM TO DATE *(Line 1 ± 2)*	$	295,677.32
4. TOTAL COMPLETED & STORED TO DATE *(Column G on G703)*	$	295,677.32
5. RETAINAGE:		
a. 0.0% of Completed Work *(Columns D + E on G703)*	$	0.00
b. 0.0% of Stored Material *(Column F on G703)*	$	0.00
Total Retainage *(Lines 5a + 5b, or Total in Column I of G703)*	$	0.00
6. TOTAL EARNED LESS RETAINAGE *(Line 4 minus Line 5 Total)*	$	295,677.32
7. LESS PREVIOUS CERTIFICATES FOR PAYMENT *(Line 6 from prior Certificate)*	$	259,383.27
8. CURRENT PAYMENT DUE	$	36,294.05
9. BALANCE TO FINISH, INCLUDING RETAINAGE *(Line 3 minus Line 6)*	$	0.00

CHANGE ORDER SUMMARY	ADDITIONS	DEDUCTIONS
Total changes approved in previous months by Owner	$ 0.00	$ 0.00
Total approved this month	$ 22,642.30	$ 0.00
TOTAL	$ 22,642.30	$ 0.00
NET CHANGES by Change Order	$ 22,642.30	

The undersigned Contractor certifies that to the best of the Contractor's knowledge, information and belief the Work covered by this Application for Payment has been completed in accordance with the Contract Documents, that all amounts have been paid by the Contractor for Work for which previous Certificates for Payment were issued and payments received from the Owner, and that current payment shown herein is now due.

CONTRACTOR:
By: Dale McCaffree Date: January 24, 2018
State of: MS
County of: Rankin
Subscribed and sworn to before me this 24 day of January 2018
Notary Public: Sandra P. Sartin
My commission expires: 7/12/2019

ARCHITECT'S CERTIFICATE FOR PAYMENT

In accordance with the Contract Documents, based on on-site observations and the data comprising this application, the Architect certifies to the Owner that to the best of the Architect's knowledge, information and belief the Work has progressed as indicated, the quality of the Work is in accordance with the Contract Documents, and the Contractor is entitled to payment of the AMOUNT CERTIFIED.

AMOUNT CERTIFIED $ 36294.05
(Attach explanation if amount certified differs from the amount applied. Initial all figures on this Application and on the Continuation Sheet that are changed to conform with the amount certified.)

ARCHITECT:
By: Date: 1/26/18

This Certificate is not negotiable. The AMOUNT CERTIFIED is payable only to the Contractor named herein. Issuance, payment and acceptance of payment are without prejudice to any rights of the Owner or Contractor under this Contract.

CAUTION: You should sign an original AIA Contract Document, on which this text appears in RED. An original assures that changes will not be obscured.

AIA Document G702™ – 1992. Copyright © 1953, 1963, 1965, 1971, 1978, 1983 and 1992 by The American Institute of Architects. All rights reserved. WARNING: This AIA® Document is protected by U.S. Copyright Law and International Treaties. Unauthorized reproduction or distribution of this AIA® Document, or any portion of it, may result in severe civil and criminal penalties, and will be prosecuted to the maximum extent possible under the law. Purchasers are permitted to reproduce ten (10) copies of this document when completed. To report copyright violations of AIA Contract Documents, e-mail The American Institute of Architects' legal counsel, copyright@aia.org

Prepared by:
City of Hattiesburg
Code Enforcement
P.O. Box 1898
Hattiesburg, MS 39403-1898
(601) 554-1027

Return to:
City of Hattiesburg
City Clerk's Office
P.O. Box 1898
Hattiesburg, MS 39403-1898
(601) 545-4550

INDEXING INSTRUCTIONS:

RESOLUTION

WHEREAS, Section 21-19-11 of Mississippi Code of 1972, Annotated, authorizes the governing authorities of municipalities to adjudicate the actual cost to the City of Hattiesburg for cleaning properties that have been determined to be in such a state of uncleanliness as to be a menace to the public health and safety of the community, and the owner has failed, after appropriate notice, to clean said property; and,

WHEREAS, accordingly the City of Hattiesburg took action on or about August 31, 2017, to Order the demolition of Building "B" at Mt. Carmel Baptist Church as a menace to the public health and safety of the community, and said demolition has now been completed.

NOW, THEREFORE, BE IT RESOLVED by the Mayor and Council of the City of Hattiesburg, Mississippi:

Section 1. That the City Council of the City of Hattiesburg does hereby adjudicate and direct the placement as an assessment the demolition cost, not to exceed the value of the property per state law, against the following described property:

OWNER/LEGAL:
State Bank of Texas, Liberty Bank and Trust Co, & Mt. Carmel Baptist Church of Hattiesburg, and better described as Lot One and Two, Block 170, G.D. Wilson Subdivision, City of Hattiesburg, Forrest County, Mississippi, as per the official map or plat thereof on file in the office of the Chancery Clerk of Forrest County, Mississippi, together with all improvements thereon and appurtenances thereunto belonging.

ADDRESS:
1101 Main Street, Hattiesburg, MS 39401

PARCEL NUMBER:
029F-04-252

CLEAN-UP COST:
$295,677.32

Section 2. That public interest and necessity requiring same, this resolution shall become effective immediately from and after passage.

Section 3. A copy of this Resolution will be certified and recorded in the Chancery Clerk's Office of Forrest County, Mississippi.

There foregoing Resolution having been reduced to writing, the same was introduced by Council member _____, seconded by Council member _____ and adopted by the following vote, to-wit:

YEAS: NAYS:

The President thereby declared the motion carried and the Resolution adopted this the 6th day of February, A.D., 2018.

(SEAL)

ATTEST:	ADOPTED:
_____	_____
CLERK OF COUNCIL	PRESIDENT

The above and foregoing Resolution, having been submitted to and approved by the Mayor, this 6th day of February, A.D., 2018.

ATTEST:	APPROVED:
_____	_____
CITY CLERK	MAYOR

Prepared by:
City of Hattiesburg
Code Enforcement
P.O. Box 1898
Hattiesburg, MS 39403-1898
(601) 554-1027

Return to:
City of Hattiesburg
City Clerk's Office
P.O. Box 1898
Hattiesburg, MS 39403-1898
(601) 545-4550

INDEXING INSTRUCTIONS:

RESOLUTION

WHEREAS, Section 21-19-11 of Mississippi Code of 1972, Annotated, authorizes the governing authorities of municipalities to adjudicate the actual cost to the City of Hattiesburg for cleaning properties that have been determined to be in such a state of uncleanliness as to be a menace to the public health and safety of the community, and the owner has failed, after appropriate notice, to clean said property; and,

WHEREAS, accordingly the City of Hattiesburg took action on or about August 31, 2017, to Order the demolition of Building "B" at Mt. Carmel Baptist Church as a menace to the public health and safety of the community, and said demolition has now been completed.

NOW, THEREFORE, BE IT RESOLVED by the Mayor and Council of the City of Hattiesburg, Mississippi:

Section 1. That the City Council of the City of Hattiesburg does hereby adjudicate and direct the placement as an assessment the demolition cost, not to exceed the value of the property per state law, against the following described property:

OWNER/LEGAL:
State Bank of Texas, Liberty Bank and Trust Co, & Mt. Carmel Baptist Church of Hattiesburg, and better described as Lot One and Two, Block 170, G.D. Wilson Subdivision, City of Hattiesburg, Forrest County, Mississippi, as per the official map or plat thereof on file in the office of the Chancery Clerk of Forrest County, Mississippi, together with all improvements thereon and appurtenances thereunto belonging.

ADDRESS:
1101 Main Street, Hattiesburg, MS 39401

PARCEL NUMBER:
029F-04-252

CLEAN-UP COST:
$295,677.32

Section 2. That public interest and necessity requiring same, this resolution shall become effective immediately from and after passage.

Section 3. A copy of this Resolution will be certified and recorded in the Chancery Clerk's Office of Forrest County, Mississippi.

There foregoing Resolution having been reduced to writing, the same was introduced by Council member Dryden, seconded by Council member George and adopted by the following vote, to-wit:

YEAS:
George
Carroll
Dryden
Brown

NAYS: Delgado

The President thereby declared the motion carried and the Resolution adopted this the 6th day of February, A.D., 2018.

(SEAL)

ATTEST:

CLERK OF COUNCIL

ADOPTED:

PRESIDENT

The above and foregoing Resolution, having been submitted to and approved by the Mayor, this 6th day of February, A.D., 2018.

ATTEST:

CITY CLERK

APPROVED:

MAYOR

City of Hattiesburg, MS

200 Forrest St.
P.O. Box 1898
Hattiesburg, MS 39401

Master

File Number: 2018-163

File ID:	2018-163	**Type:**	Resolution	**Status:**	Passed
Version:	1	**Reference:**		**In Control:**	City Council
Requester:				**File Created:**	01/24/2018
Brief Title:	Resolution between the City Hattiesburg and Forrest County extending and renewing the Interlocal Cooperation Agreement.			**Final Action:**	02/06/2018
				Minute Book Number:	MB2018-25

Title:

Adopt a Resolution renewing and extending the Interlocal Cooperation Agreement between the City of Hattiesburg and Forrest County (adopted 10/7/1993 MB1993-4) for the cooperative construction, maintenance, improvement and operation of public park facilities.

Notes:			
		Agenda Date:	02/06/2018
Indexes:		**Agenda Number:**	VI.-4
Sponsors:		**Enactment Date:**	
Attachments:	RES-Renewal, Interlocal agreement - Parks, Original Interlocal-10-7-93, Attorney General Approval-, RES#0218-26, executed RES-Renewal, Interlocal agreement - Parks	**Enactment Number:**	
Contact:		**Meeting Date:**	02/06/2018
Drafter:	Kermas Eaton	**Effective Date:**	

History of Legislative File

Version:	Acting Body:	Date:	Action:	Sent To:	Due Date:	Return Date:	Result:
1	City Council	02/06/2018	Adopt				Pass

Action Text: A MOTION was made by Council Member Delgado and seconded by Council Member George to Adopt a Resolution renewing and extending the Interlocal Cooperation Agreement between the City of Hattiesburg and Forrest County (adopted 10/7/1993 at MB1993-4) for the cooperative construction, maintenance, improvement and operation of public park facilities.

There being no discussion, the Motion received the affirmative vote of the Council as follows:

Yeas: 5 - George, Delgado, Carroll, Dryden and Brown

Nays: 0

Yea: 5 Council Member George
Council Member Delgado
Council President Carroll
Council Vice President Dryden
Council Member Brown

Text of Legislative File 2018-163

Title

Adopt a Resolution renewing and extending the Interlocal Cooperation Agreement between the City of Hattiesburg and Forrest County (adopted 10/7/1993 MB1993-4) for the cooperative construction, maintenance, improvement and operation of public park facilities.

Summary

Resolution extending and renewing interlocal cooperation agreement between the COH & Forrest County.

Budget Information

Expenditure Type

Purchasing Item

Publication Information

RESOLUTION

RENEWING AND EXTENDING THE OCTOBER 7, 1993, INTERLOCAL COOPERATION AGREEMENT BETWEEN THE CITY OF HATTIESBURG AND FORREST COUNTY FOR COOPERATIVE CONSTRUCTION, MAINTENANCE, IMPROVEMENT AND OPERATION OF PUBLIC PARK FACILITIES

WHEREAS, the City of Hattiesburg entered into an interlocal cooperating agreement with Forrest County for the cooperative construction, maintenance, improvement and operation of public park facilities on October 7, 1993, that was approved by Attorney General on October 8, 1993; and,

WHEREAS, pursuant to its provisions, said agreement is "subject to renewal and extension upon the beginning of the new term of office of each of the parties and by ratification of each new administration of the respective governing authorities; and,

WHEREAS, the Mayor and City Council of the City of Hattiesburg desire to renew and extend said agreement throughout the end of its current term of office.

NOW, THEREFORE, BE IT RESOLVED that the interlocal agreement with Forrest County for the cooperative construction, maintenance, improvement and operation of public park facilities is hereby renewed and extended through the end of the current term of office of the governing authorities of the City of Hattiesburg.

The foregoing resolution having been reduced to writing, the same was introduced by Council member _____, seconded by Council member _____, and adopted by the following vote, to wit:

YEAS: NAYS:

The President thereby declared the motion carried and the Resolution adopted, this the 6th day of February, A.D., 2018.

(S E A L)

ATTEST: ADOPTED:

_____ _____

CLERK OF COUNCIL PRESIDENT OF COUNCIL

The above and foregoing Resolution having been submitted to and approved by the Mayor, this the 6th day of February, A.D., 2018.

ATTEST: APPROVED:

_____ _____

CITY CLERK MAYOR

INTERLOCAL COOPERATION AGREEMENT BY AND BETWEEN FORREST COUNTY, MISSISSIPPI, AND THE CITY OF HATTIESBURG, MISSISSIPPI, FOR COOPERATIVE CONSTRUCTION, MAINTENANCE, IMPROVEMENT AND OPERATION OF PUBLIC PARK FACILITIES

ITEM 1. PARTIES

The parties hereto are Forrest County, Mississippi, acting by and through its duly elected Board of Supervisors, and the City of Hattiesburg, Mississippi, by and through its duly elected Mayor and Council.

ITEM 2. AUTHORITY

This Interlocal Cooperation Agreement is entered into under the general provisions of the Mississippi Interlocal Cooperation Act of 1974, codified as Section 17-13-1, et seq. of the Mississippi Code of 1972, as amended.

ITEM 3. EFFECTIVE DATE

This agreement shall become effective upon its approval by each respective governing authority of the parties and upon its approval by the Attorney General of the State of Mississippi pursuant to and in accordance with Section 17-13-11 of the Mississippi Code.

ITEM 4. PURPOSE

The governing authorities of Forrest County and the City of Hattiesburg, by their entry into this agreement, share the belief that their joint and cooperative efforts shall be of mutual advantage and for the mutual benefit of the citizens represented. The parties further affirmatively represent that the services to be rendered in this effort accord best with geographic, economic, population and other factors influencing the needs and development of Forrest County and the City of Hattiesburg in Forrest County.

ITEM 5. DURATION

Pursuant to Section 17-13-9(a), the duration of this agreement shall be for the term of office of the parties hereto, and it may be subject to renewal and extension upon the beginning of the new term of office of each of the parties and by ratification of each new administration of the respective governing authorities. This agreement may be terminated by either party upon 30 days written notice to the other party.

ITEM 6. SPECIFIC PURPOSE

The specific purpose of this agreement shall be for the cooperative construction, maintenance, improvement and operation of public park facilities, community centers, zoos, programs and other recreational facilities or properties within the City of Hattiesburg in Forrest County, Mississippi. The respective governing authorities are authorized to provide recreational development by various statutory authority, including, but not limited to, Sections 55-9-1, 21-17-1, 21-19-31, 21-37-3, and 37-7-317, Mississippi Code of 1972.

ITEM 7. SEPARATE ENTITY

There shall be no separate legal or administrative entity created hereby. Rather, the governing authority of each respective party shall continue to act in an independent but cooperative manner to further the purposes of this agreement.

Forrest County may assist the City of Hattiesburg in the further development of recreational facilities and programs in the city by appropriating funds for recreational projects and equipment or by constructing or assisting in the constructing or purchasing of recreational facilities and equipment. Prior to any construction of facilities on city owned or city leased property by Forrest County, permission for such shall be required and obtained from the

city governing authority. A general and unrestricted appropriation of county funds to the city for recreational development and program purposes may be utilized and expended by the city for any recreational development or program within the city inside Forrest County but it is agreed that a restricted or "earmarked" appropriation of county funds to the city for specific recreational development purposes, equipment or programs shall only be expended by the city for the restricted or designated purpose as specified by Forrest County.

The City of Hattiesburg will retain title, or leasehold interest in the event of leased property, to all real property, equipment and improvements placed upon city owned or city leased property, including, but not limited to, such things as buildings, fences, lights, light poles, walking tracks, etc. Maintenance of city owned or city leased recreational property, facilities and equipment shall be the sole responsibility of the City of Hattiesburg, and the providing of funding or the construction of facilities by the county shall not create any obligation of the county to provide further funding for maintenance or upkeep. It is the intent of this agreement that the participation in the development of recreational facilities, equipment and programs within the City of Hattiesburg by Forrest County shall enable the recreational facilities to be open to all county citizens in the same manner as such facilities are open to residents of the City of Hattiesburg.

ITEM 8. AMENDMENTS

This agreement represents in its entirety the full agreement between the parties and may not be amended except by written agreement between the parties which receives approval as provided by law. Upon termination of this agreement, any property or equipment acquired by the city through county funding shall remain the property of the City of Hattiesburg and may be disposed of by the City of

Hattiesburg in any manner consistent with Mississippi law.

EXECUTED IN TRIPLICATE ORIGINALS by the parties hereto on the dates as hereinafter provided and stated.

FORREST COUNTY, MISSISSIPPI

By: Lynn Cartledge
President, Board of Supervisors

Date Approved: Oct 7, 1993

ATTEST:
Jerry C. Harrell
Clerk, Board of Supervisors

CITY OF HATTIESBURG

By: E. Morgan
Mayor, City of Hattiesburg

Date Approved: October 5, 1993

ATTEST:
Janice Wansley
Clerk, City of Hattiesburg

MISSISSIPPI ATTORNEY GENERAL
MIKE MOORE

By: [illegible]

Date Approved: October 8, 1993

STATE OF MISSISSIPPI

OFFICE OF THE ATTORNEY GENERAL

MIKE MOORE
ATTORNEY GENERAL

October 8, 1993

Mr. Jimmy Havard
Forrest County Chancery Clerk
641 Main Street
Hattiesburg, MS 39401

RE: PARK FACILITIES INTERLOCAL AGREEMENT

Attorney General Mike Moore has received your letter whereby you transmitted certain documents for consideration under the Interlocal Cooperation Act of 1974. Please be advised we have examined the agreement and find same appears to be in proper form and good order. Accordingly, the attached agreement providing for joint construction, operation and maintenance of public park facilities is hereby approved.

Sincerely yours,

MIKE MOORE
ATTORNEY GENERAL

BY: Samuel W. Keyes, Jr.
Deputy Attorney General

CARROLL GARTIN JUSTICE BUILDING • POST OFFICE BOX 220 • JACKSON, MISSISSIPPI 39205-0220
TELEPHONE (601) 359-3680 • TELEFAX (601) 359-3796

RESOLUTION

RENEWING AND EXTENDING THE OCTOBER 7, 1993, INTERLOCAL COOPERATION AGREEMENT BETWEEN THE CITY OF HATTIESBURG AND FORREST COUNTY FOR COOPERATIVE CONSTRUCTION, MAINTENANCE, IMPROVEMENT AND OPERATION OF PUBLIC PARK FACILITIES

WHEREAS, the City of Hattiesburg entered into an interlocal cooperating agreement with Forrest County for the cooperative construction, maintenance, improvement and operation of public park facilities on October 7, 1993, that was approved by Attorney General on October 8, 1993; and,

WHEREAS, pursuant to its provisions, said agreement is "subject to renewal and extension upon the beginning of the new term of office of each of the parties and by ratification of each new administration of the respective governing authorities; and,

WHEREAS, the Mayor and City Council of the City of Hattiesburg desire to renew and extend said agreement throughout the end of its current term of office.

NOW, THEREFORE, BE IT RESOLVED that the interlocal agreement with Forrest County for the cooperative construction, maintenance, improvement and operation of public park facilities is hereby renewed and extended through the end of the current term of office of the governing authorities of the City of Hattiesburg.

The foregoing resolution having been reduced to writing, the same was introduced by Council member Delgado, seconded by Council member Brown, and adopted by the following vote, to wit:

YEAS:	NAYS:
George	None
Delagdo	
Carroll	
Dryden	
Brown	

The President thereby declared the motion carried and the Resolution adopted, this the 6th day of February, A.D., 2018.

(S E A L)

ATTEST: ADOPTED:

CLERK OF COUNCIL PRESIDENT OF COUNCIL

The above and foregoing Resolution having been submitted to and approved by the Mayor, this the 6th day of February, A.D., 2018.

ATTEST: APPROVED:

CITY CLERK MAYOR

City of Hattiesburg, MS

200 Forrest St.
P.O. Box 1898
Hattiesburg, MS 39401

Master

File Number: 2018-204

File ID:	2018-204	**Type:**	Resolution	**Status:**	Passed
Version:	1	**Reference:**		**In Control:**	City Council
Requester:				**File Created:**	01/31/2018
Brief Title:	Adopt a Resolution authorizing Requisition No. 15 - 2016 Water/Sewer Bonds.			**Final Action:**	02/06/2018
				Minute Book Number:	MB2018-25

Title:

Adopt a Resolution authorizing Requisition No. 15 from the Project Fund Construction Account in connection with a certain loan agreement dated August 18, 2016, by and between the Mississippi Development Bank and the City of Hattiesburg.

Notes:			
		Agenda Date:	02/06/2018
Indexes:		**Agenda Number:**	VI.-5
Sponsors:		**Enactment Date:**	
Attachments:	2016 Bond Resolution No. 15, RES#2018-27, executed 2016 Bond Resolution No. 15	**Enactment Number:**	
Contact:		**Meeting Date:**	
Drafter:		**Effective Date:**	

History of Legislative File

Version:	Acting Body:	Date:	Action:	Sent To:	Due Date:	Return Date:	Result:
1	City Council	02/06/2018	Adopt				Pass

Action Text: A MOTION was made by Council Member George and seconded by Council Member Brown to Adopt a Resolution authorizing Requisition No. 15 from the Project Fund Construction Account in connection with a certain loan agreement dated August 18, 2016, by and between the Mississippi Development Bank and the City of Hattiesburg.

There being no discussion, the Motion received the affirmative vote of the Council as follows:

Yeas: 5 - George, Delgado, Carroll, Dryden and Brown

Nays: 0

Yea: 5 Council Member George
Council Member Delgado
Council President Carroll
Council Vice President Dryden
Council Member Brown

Text of Legislative File 2018-204

Title

Adopt a Resolution authorizing Requisition No. 15 from the Project Fund Construction Account in connection with a certain loan agreement dated August 18, 2016, by and between the Mississippi Development Bank and the City of Hattiesburg.

Summary

Adopt a Resolution authorizing Requisition No. 15 - 2016 Water/Sewer Bonds.

The City Council of the City of Hattiesburg, Mississippi (the "City") acting for and on behalf of the City, took up for consideration the matter of requesting and authorizing Requisition No. **15** from the Project Fund Construction Account in connection with the loan agreement between the Mississippi Development Bank and the City dated August 18, 2016. After discussion of the subject, Council Member _____ offered and moved for the adoption of the following resolution:

RESOLUTION OF THE CITY COUNCIL OF THE CITY OF HATTIESBURG, MISSISSIPPI (THE "CITY") AUTHORIZING REQUISITION NO. 15 FROM THE PROJECT FUND CONSTRUCTION ACCOUNT IN CONNECTION WITH THAT CERTAIN LOAN AGREEMENT, DATED AS OF AUGUST 18, 2016, BY AND BETWEEN THE MISSISSIPPI DEVELOPMENT BANK AND THE CITY.

Whereas, on August 18, 2016 the City entered into a loan with the Mississippi Development Bank in an amount not to exceed $25,000,000 (the "Loan") pursuant to the terms and conditions of that certain loan agreement, dated as of August 18, 2016, by and between the Mississippi Development Bank and the City (the "Loan Agreement").

Whereas, the City Council of the City now finds it necessary to approve Requisition No. **15** from the Project Fund Construction Account under the Loan in the total aggregate amount of **$595,132.83** for the purpose of paying Water & Sewer Projects in connection with the loan as more particularly described in Exhibit A.

NOW, THEREFORE, BE IT RESOLVED BY THE CITY COUNCIL OF THE CITY OF HATTIESBURG, MISSISSIPPI:

SECTION 1. The City Council of the City hereby authorizes and approves Requisition No. **15** from the Project Fund Construction Account under the Loan in the total aggregate amount of **Five Hundred Ninety-five Thousand One Hundred Thirty-two and 83/100 dollars ($595,132.83)** for the purpose of paying Water & Sewer Projects in connection with the loan as more particularly described in Exhibit A.

SECTION 2. The City Council hereby directs Regions Bank, as Trustee to disburse funds of Requisition No.**15** in the total aggregate amount of **Five Hundred Ninety-five Thousand One Hundred Thirty-two and 83/100 dollars ($595,132.83)** as authorized herein, as more particularly described in Exhibit A.

SECTION 3. The Mayor and City Clerk are hereby authorized and directed for and on behalf of the City to take any and all action as may be required by the City to carry out and give effect to the aforesaid documents authorized pursuant to this Resolution and to execute all papers, documents, certificates and other instruments that may be required for the carrying out of the authority conferred by this Resolution in order to evidence the authority.

The above and foregoing Resolution, after having been first reduced to writing, was introduced by Council Member _____ seconded by Council Member _____, and was adopted by the following vote, to wit:

YEAS: NAYS: ABSENT:

The motion having received the affirmative vote of a majority of the Council members present, the President declared the motion carried and the resolution adopted, on this the **6th day** of **February**, 2018.

(SEAL)

ATTEST: **ADOPTED:**

_____ _____

CLERK OF COUNCIL **PRESIDENT**

The above and foregoing Resolution having been submitted to and approved by the Mayor, this the **6th day** of **February**, 2018.

ATTEST: **APPROVED:**

_____ _____

CITY CLERK **MAYOR**

EXHIBIT A

PROJECT FUND CONSTRUCTION ACCOUNT REQUISITION

PROJECT FUND CONSTRUCTION ACCOUNT REQUISITION

RE: **$25,000,000.00 Mississippi Development Bank Taxable Special Obligation Bonds, Series 2016 (Hattiesburg, Mississippi Combined Water and Sewer System Construction Project) (the "Series 2016 Bonds") secured by $25,000,000.00 Taxable Promissory Note (Hattiesburg, Mississippi Combined Water and Sewer System Construction Project), dated August 18, 2016 (the "Series 2016 Note").**

TO: **Regions Bank**
400 West Capitol, 7th Floor
Little Rock, AR 72201
ATTN: Corporate Trust Department

REQUISITION NO.: **15**

DATE OF REQUISITION: **2/6/2018**

Item #	Payee Name & Address	Budget Line Item	Payment Amount	Invoice #	Purpose of Payment
1	C B Developers, Inc. 1716 Evelyn Gandy Pkwy., Suite 40 Hattiesburg, MS 39401	093695.7245.62	$ 595,132.83	Pay App 1	Water Improvements Ph V Period: 10/16/17 - 11/25/17 MB: 2017-341 & 334
			$ 595,132.83		

sdw
Engineering Progress

January 5, 2018

City of Hattiesburg
Post Office Box 1898
Hattiesburg MS 39403-1898

Attn: Lamar Rutland, P.E.

**RE: Comprehensive Water Improvements Ph V -
City of Hattiesburg**

Dear Mr. Rutland:

Enclosed please find pay estimate no. 1 for the above referenced project.

Should you have any questions and/or comments, please, do not hesitate to contact me.

Sincerely,

Kyle D. Wallace, P.E.
Project Engineer

/aa

cc: C.B. Developers, SDW files

RECEIVED 1/10/18

093695.7245.62

301 Second Ave. | Hattiesburg, MS 39401 | (p) 601.544.1821 | (f) 601.544.0501 | sd-w.com

LR

Contractor's Application For Payment No. 1

	Application Period: Beginning: 10/16/2017 Ending: 11/25/2017	Application Date: 6-Dec-17
To (Owner): THE CITY OF HATTIESBURG	From (Contractor): C.B. DEVELOPERS, INC.	Via (Engineer): SHOWS, DEARMAN & WAITS, INC.
Project: COMPREHENSIVE WATER IMPROVEMENTS PHASE 5	Contract:	
Owner's Contract No.: Not Applicable	Contractor's Project No.:	Engineer's Project No.:

Change Order Summary

Approved Change Orders		
Number	Additions	Deductions
TOTALS	$ -	$ -
NET CHANGE BY CHANGE ORDERS	$ -	

1.	**ORIGINAL CONTRACT PRICE**	$	1,143,728.04
2.	**Net change by Change Orders**	$	-
3.	**CURRENT CONTRACT PRICE (LINE 1 + 2)**	$	1,143,728.04
4.	**TOTAL COMPLETED AND STORED TO DATE (Column F on Progress Estimates)**	$	624,245.36
5.	**RETAINAGE:**		
	a. **5.0 % x Work Completed**	$	23,120.68
	b. **5.0% x Stored Material**	$	5,991.85
	c. **Total Retainage (line 5a + line 5b)**	$	29,112.53
6.	**AMOUNT ELIGIBLE TO DATE (Line 4 - Line 5c)**	$	595,132.83
7.	**LESS PREVIOUS PAYMENTS (Line 6 from prior Application)**	$	-
8.	**AMOUNT DUE THIS APPLICATION**	$	***595,132.83***
9.	**BALANCE TO FINISH, PLUS RETAINAGE (Column G on Progress Estimate + Line 5 above)**	$	548,595.22

CONTRACTOR'S CERTIFICATION

The undersigned Contractor certifies that: (1) all previous progress payments received from Owner on account of Work done under the Contract have been applied on account to discharge Contractor's legitimate obligations incurred in connection with Work covered by prior Applications for Payment; (2) title of all Work, materials and equipment incorporated in said Work or otherwise listed in or covered by this Application for Payment will pass to Owner at time of payment free and clear of all Liens, security interests and encumbrances (except such as are covered by a Bond acceptable to Owner indemnifying Owner against any such Liens, security interest or encumbrances); and (3) all Work covered by this Application for Payment is in accordance with the Contract Documents and is not defective.

By: Date: 12-6-17

Payment of: **$595,132.83**
(Line 8 or other - attach explanation of other amount)

Is recommended by: (Engineer) 1-5-18 (Date)

Payment of: **$595,132.83**
(Line 8 or other - attach explanation of other amount)

Is approved by: (Owner) (Date)

Is approved by: (Owner) (Date)

Approved by: (Funding Agency, if applicable) (Date)

EJCDC No. C-620 (2002 Edition)

Prepared by the Engineers' Joint Contract Documents Committee and endorsed by the Associated General Contractors of America and the Construction Specifications Institute.

Progress Estimate

Contractor's Application

For (contract): COMPREHENSIVE WATER IMPROVEMENTS PHASE 5

Application Period: 10/16/2017 TO 11/25/2017

Application Number: 1

Application Date: 6-Dec-17

	A			B	C	D	E	F		G
Pay Item	Item Description	Bid Quantity	Unit Price	Bid Value	Estimated Quantity Installed	Value	Materials Stored (not in C)	Total Completed and Stored to Date (D + E)	% (F)	Balance to Finish (B - F)
	Site 1-US 49 N & Blackwell Blvd									
	WATER PIPE ITEMS									
1	**8" CLASS 350 DUCTILE IRON WATER PIPE (OPEN CUT)**	**1240.0**	$ 21.61	$ 26,796.40	1,240	$ 26,796.40	$0.00	$ 26,796.40	100%	$ -
2	**8" CLASS 350 DUCTILE IRON WATER PIPE (BORED)(NO CASING**	**160.0**	$ 43.45	$ 6,952.00	260	$ 11,297.00	$0.00	$ 11,297.00	163%	$ (4,345.00)
3	**12" CLASS 350 DUCTILE IRON WATER PIPE (OPEN CUT)**	**4390.0**	$ 31.38	$ 137,758.20	4,870	$ 152,820.60	$0.00	$ 152,820.60	111%	$ (15,062.40)
4	**12" CLASS 350 DUCTILE IRON WATER PIPE (BORED)(NO CASIN**	**380.0**	$ 67.39	$ 25,608.20	460	$ 30,999.40	$0.00	$ 30,999.40	121%	$ (5,391.20)
5	**16" HDPE (DR9)(OPEN CUT)(INCL. ADAPTER FITTINGS)**	**60.0**	$ 113.22	$ 6,793.20	-	$ -	$0.00	$ -	0%	$ 6,793.20
6	**16" HDPE (DR9)(BORED)(NO CASING)(INCL. ADAPTER FITTING**	**860.0**	$ 124.87	$ 107,388.20	-	$ -	$0.00	$ -	0%	$ 107,388.20
6a	**22" HDPE (DR13.5) CASING (BORED)**	**260.0**	$ 148.77	$ 38,680.20	-	$ -	$0.00	$ -	0%	$ 38,680.20
7	**24" STEEL CASING, 0.375"WT (OPEN CUT)**	**40.0**	$ 85.80	$ 3,432.00	40	$ 3,432.00	$0.00	$ 3,432.00	100%	$ -
8	**24" STEEL CASING, 0.250"WT (BORED)**	**400.0**	$ 160.72	$ 64,288.00	500	$ 80,360.00	$0.00	$ 80,360.00	125%	$ (16,072.00)
9	**10" HDPE (DR9)(BORED)(NO CASING)(INCL. ADAPTER FITTING**	**180.0**	$ 63.10	$ 11,358.00	180	$ 11,358.00	$0.00	$ 11,358.00	100%	$ -
	CONNECTION ITEMS									
10	**CONNECTION: PROPOSED 12" WATER LINE TO EXISTING 12" V**	**2.0**	$ 1,381.44	$ 2,762.88	2	$ 2,762.88	$0.00	$ 2,762.88	100%	$ -
11	**CONNECTION: PROPOSED 8" DUCTILE ITORN WATE RLINE TO**	**1.0**	$ 2,915.08	$ 2,915.08	1	$ 2,915.08	$0.00	$ 2,915.08	100%	$ -
12	**CONNECTION: PROPOSED 8" WATER LINE TO PROPOSED 8" W**	**1.0**	$ 1,416.56	$ 1,416.56	1	$ 1,416.56	$0.00	$ 1,416.56	100%	$ -
	VAVLE AND HYDRANT ITEMS	**0.0**	$ -	$ -	-	$ -	$0.00	$ -	#DIV/0!	$ -
13	**8" GATE VALVE**	**6.0**	$ 1,204.39	$ 7,226.34	5	$ 6,021.95	$0.00	$ 6,021.95	83%	$ 1,204.39
14	**12" GATE VALVE**	**4.0**	$ 2,119.85	$ 8,479.40	3	$ 6,359.55	$0.00	$ 6,359.55	75%	$ 2,119.85
15	**3 WAY FIRE HYDRANT w/ APPURTENANCES (INCL. TEE, VALVE**	**10.0**	$ 3,907.84	$ 39,078.40	11	$ 42,986.24	$0.00	$ 42,986.24	110%	$ (3,907.84)
	MISCELLANEOUS CONSTRUCTION ITEMS									
16	**CONCRETE PAVEMENT REPAIR (ALL DEPTHS)**	**15.0**	$ 58.54	$ 878.10	-	$ -	$0.00	$ -	0%	$ 878.10
17	**LOOSE RIP RAP, SIZE 100**	**20.0**	$ 60.88	$ 1,217.60	-	$ -	$0.00	$ -	0%	$ 1,217.60
18	**TEMPORARY EROSION CONTROL**	**1.0**	$ 585.36	$ 585.36	1	$ 585.36	$0.00	$ 585.36	100%	$ -
19	**GRASSING**	**1.0**	$ 3,512.14	$ 3,512.14	-	$ -	$0.00	$ -	0%	$ 3,512.14
	TOTALS			**$ 497,126.26**		**$ 380,111.02**	**$0.00**	**$ 380,111.02**		**$ 117,015.24**

EJCDC No. C-620 (2002 Edition)

Prepared by the Engineers' Joint Contract Documents Committee and endorsed by the Associated General Contractors of America and the Construction Specifications Institute.

Progress Estimate

Contractor's Application

For (contract): COMPREHENSIVE WATER IMPROVEMENTS PHASE 5

Application Period: 10/16/2017 TO 11/25/2017

Application Number: 1

Application Date: 6-Dec-17

	A			B	C	D	E	F		G
Pay Item	Item Description	Bid Quantity	Unit Price	Bid Value	Estimated Quantity Installed	Value	Materials Stored (not in C)	Total Completed and Stored to Date (D + E)	% (F)	Balance to Finish (B - F)
	Subtotal from Previous Page			$ 497,126.26		$ 380,111.02	$0.00	$ 380,111.02		$ 117,015.24
20	MOBILIZATION	1.0	$ 11,707.13	$ 11,707.13	1	$ 11,707.13	$ -	$ 11,707.13	100%	$ -
21	MANITENANCE OF TRAFFIC	1.0	$ 9,951.06	$ 9,951.06	1	$ 9,951.06	$ -	$ 9,951.06	100%	$ -
	SITE 8~10-COMMERCE DRIVE, I-59, AND THORNHILL DRIVE						$ -			
	WATER PIPE ITEMS						$ -			
1	6" CLASS 350 DUCITLE IRON WATER PIPE (OPEN CUT)	60.0	$ 21.59	$ 1,295.40	-	$ -	$ 619.80	$ 619.80	48%	$ 675.60
2	8" CLASS 350 DUCTILE IRON WATER PIPE (OPEN CUT)	50.0	$ 22.37	$ 1,118.50	-	$ -	$ 650.00	$ 650.00	58%	$ 468.50
3	12" CLASS 350 DUCTILE IRON WATER PIPE (OPEN CUT)	2990.0	$ 33.75	$ 100,912.50	1,560	$ 52,650.00	$ 30,416.10	$ 83,066.10	82%	$ 17,846.40
4	16" HDPE (DR9)(OPEN CUT)(INCL. ADAPTER FITTINGS)	380.0	$ 75.79	$ 28,800.20	-	$ -	$ -	$ -	0%	$ 28,800.20
5	24" STEEL CASING, 0.250"WT (BORED)	340.0	$ 160.38	$ 54,529.20	-	$ -	$ 10,308.80	$ 10,308.80	19%	$ 44,220.40
	CONNECTION ITEMS						$ -			
6	CONNECTION: PROPOSED 12" WATER LINE TO EXISTING 12" V	2.0	$ 3,459.46	$ 6,918.92	-	$ -	$ -	$ -	0%	$ 6,918.92
7	CONNECTION: PROPOSED 12" WATER LINE TO PROPOSED 6"	1.0	$ 1,459.88	$ 1,459.88	-	$ -	$ -	$ -	0%	$ 1,459.88
8	CONNECTION: PROPOSED 6" WATER LINE TO EXISTING 6" WA	1.0	$ 3,768.53	$ 3,768.53	-	$ -	$ -	$ -	0%	$ 3,768.53
9	CONNECTION: PROPOSED 12" WATER LINE TO PROPOSED 8"	1.0	$ 1,503.20	$ 1,503.20	-	$ -	$ -	$ -	0%	$ 1,503.20
10	CONNECTION: PROPOSED 8" WATER LINE TO EXISTING 8" WA	1.0	$ 4,179.45	$ 4,179.45	-	$ -	$ -	$ -	0%	$ 4,179.45
11	CONNECTION: PROPOSED 12" WATER LINE TO EXISTING 8" W	1.0	$ 3,378.68	$ 3,378.68	-	$ -	$ -	$ -	0%	$ 3,378.68
	VALVE AND HYDRANT ITEMS						$ -			
12	12" GATE VALVE	4.0	$ 2,120.16	$ 8,480.64	-	$ -	$ -	$ -	0%	$ 8,480.64
13	3 WAY FIRE HYDRANT w/ APPURTENANCES (INCL. TEE, VALVE,	6.0	$ 3,896.88	$ 23,381.28	1	$ 3,896.88	$ -	$ 3,896.88	17%	$ 19,484.40
	MISCELLANEOUS CONSTRUCTION ITEMS						$ -			
14	ASPHALT PAVEMENT REPAIR (ALL DEPTHS)	54.0	$ 101.85	$ 5,499.90	-	$ -	$ -	$ -	0%	$ 5,499.90
15	CONCRETE PAVEMENT REPAIR (ALL DEPTHS)	85.0	$ 58.54	$ 4,975.90	-	$ -	$ -	$ -	0%	$ 4,975.90
16	CONCRETE CURB & GUTTER REPAIR (ALL TYPES)	125.0	$ 40.97	$ 5,121.25	-	$ -	$ -	$ -	0%	$ 5,121.25
17	CONCRETE SIDEWALK REPAIR (ALL DEPTHS)	5.0	$ 40.97	$ 204.85	-	$ -	$ -	$ -	0%	$ 204.85
18	TEMPORARY EROSION CONTROL	1.0	$ 585.36	$ 585.36	-	$ -	$ -	$ -	0%	$ 585.36
	TOTALS			$ 774,898.09		$ 458,316.09	$41,994.70	$ 500,310.79		$ 274,587.30

EJCDC No. C-620 (2002 Edition)

Prepared by the Engineers' Joint Contract Documents Committee and endorsed by the Associated General Contractors of America and the Construction Specifications Institute.

Progress Estimate

Contractor's Application

For (contract):	COMPREHENSIVE WATER IMPROVEMENTS PHASE 5				Application Number:	1				
Application Period:	10/16/2017 TO 11/25/2017				Application Date:	6-Dec-17				
	A			B	C	D	E	F		G
Pay Item	Item Description	Bid Quantity	Unit Price	Bid Value	Estimated Quantity Installed	Value	Materials Stored (not in C)	Total Completed and Stored to Date (D + E)	% (F)	Balance to Finish (B - F)
	Subtotal from Previous Page			$ 774,898.09		$ 458,316.09	$41,994.70	$ 500,310.79		$ 274,587.30
19	GRASSING	1.0	$ 3,512.14	$ 3,512.14	-	$ -	$ -	$ -	0%	$ 3,512.14
20	MOBILIZATION	1.0	$ 8,194.99	$ 8,194.99	0.5	$ 4,097.50	$ -	$ 4,097.50	50%	$ 4,097.50
21	MANITENANCE OF TRAFFIC	1.0	$ 5,853.57	$ 5,853.57	-	$ -	$ -	$ -	0%	$ 5,853.57
	SITE 11-US HWY 98 @WESTOVER DRIVE						$ -			
	WATER PIPE ITEMS						$ -			
1	12" CLASS 350 DUCTILE IRON WATER PIPE (OPEN CUT)	80.0	$ 62.11	$ 4,968.80	-	$ -	$ -	$ -	0%	$ 4,968.80
2	16" HDPE (DR9)(BORED)(NO CASING)(INCL ADAPTER FITTINGS	180.0	$ 126.91	$ 22,843.80	-	$ -	$ -	$ -	0%	$ 22,843.80
3	24" STEEL CASING, 0.250"WT (BORED)	160.0	$ 160.59	$ 25,694.40	-	$ -	$ 4,851.20	$ 4,851.20	19%	$ 20,843.20
	CONNECTION ITEMS						$ -			
4	CONNECTION: PROPOSED 12" WATER LINE TO EXISTING 8" W	1.0	$ 1,654.22	$ 1,654.22	-	$ -	$ -	$ -	0%	$ 1,654.22
5	CONNECTION: PROPOSED 12" WATER LINE TO EXISTING 12" V	1.0	$ 3,459.46	$ 3,459.46	-	$ -	$ -	$ -	0%	$ 3,459.46
	VALVE AND HYDRANT ITEMS						$ -			
6	12" GATE VALVE	2.0	$ 2,120.16	$ 4,240.32	-	$ -	$ -	$ -	0%	$ 4,240.32
	MISCELLANOUS CONSTRUCTION ITEMS						$ -			
7	TEMPORARY EROSION CONTROL	1.0	$ 585.36	$ 585.36	-	$ -	$ -	$ -	0%	$ 585.36
8	GRASSING	1.0	$ 585.36	$ 585.36	-	$ -	$ -	$ -	0%	$ 585.36
9	MOBILIZATION	1.0	$ 585.36	$ 585.36	-	$ -	$ -	$ -	0%	$ 585.36
10	MANITENANCE OF TRAFFIC	1.0	$ 585.36	$ 585.36	-	$ -	$ -	$ -	0%	$ 585.36
	SITE 12-LINCOLN ROAD AND OAK GROVE ROAD						$ -			
	WATER PIPE ITEMS						$ -			
1	8" CLASS 350 DUCTILE IRON WATER PIPE (OPEN CUT)	1520.0	$ 21.14	$ 32,132.80	-	$ -	$ 19,760.00	$ 19,760.00	61%	$ 12,372.80
2	8" CLASS 350 DUCTILE IRON WATER PIPE (BORED)(NO CASING	540.0	$ 43.45	$ 23,463.00	-	$ -	$ 7,020.00	$ 7,020.00	30%	$ 16,443.00
3	12" CLASS 350 DUCTILE IRON WATER PIPE (OPEN CUT)	2472.0	$ 34.88	$ 86,223.36	-	$ -	$ 52,579.44	$ 52,579.44	61%	$ 33,643.92
4	12" CLASS 350 DUCTILE IRON WATER PIPE (BORED)(NO CASIN	350.0	$ 67.39	$ 23,586.50	-	$ -	$ 7,444.50	$ 7,444.50	32%	$ 16,142.00
5	10" HDPE (DR9)(BORED)(NO CASING)(INCL. ADAPTER FITTING	240.0	$ 68.42	$ 16,420.80	-	$ -	$ 4,032.00	$ 4,032.00	25%	$ 12,388.80
	TOTALS			$ 1,039,487.69		$ 462,413.59	$95,687.14	$ 600,095.43		$ 439,392.27

EJCDC No. C-620 (2002 Edition)

Prepared by the Engineers' Joint Contract Documents Committee and endorsed by the Associated General Contractors of America and the Construction Specifications Institute.

Progress Estimate

Contractor's Application

For (contract): COMPREHENSIVE WATER IMPROVEMENTS PHASE 5

Application Period: 10/16/2017 TO 11/25/2017

Application Number: 1

Application Date: 6-Dec-17

	A			B	C	D	E	F		G
Pay Item	Item Description	Bid Quantity	Unit Price	Bid Value	Estimated Quantity Installed	Value	Materials Stored (not in C)	Total Completed and Stored to Date (D + E)	% (F)	Balance to Finish (B - F)
	Subtotal from Previous Page			$ 1,039,487.69		$ 462,413.59	$95,687.14	$ 600,095.43		$ 439,392.27
6	16" HDPE (DR9)(BORED)(NO CASING)(INCL. ADAPTER FITTING	150.0	$ 159.67	$ 23,950.50	-	$ -	$ -	$ -	0%	$ 23,950.50
	CONNECTION ITEMS						$ -			
7	CONNECTION: PROPOSED 8" WATER LINE TO PROPOSED 12"	1.0	$ 1,667.10	$ 1,667.10	-	$ -	$ -	$ -	0%	$ 1,667.10
8	CONNECTION: PROPOSED 12" WATER LINE TO EXISTING 12"	1.0	$ 2,243.09	$ 2,243.09	-	$ -	$ -	$ -	0%	$ 2,243.09
9	CONNECTION: PROPOSED 12" X 12" X 12" (TEE)	1.0	$ 2,234.89	$ 2,234.89	-	$ -	$ -	$ -	0%	$ 2,234.89
	VALVE AND HYDRANT ITEMS						$ -			
10	8" GATE VALVE	3.0	$ 1,204.66	$ 3,613.98	-	$ -	$ 2,231.07	$ 2,231.07	62%	$ 1,382.91
11	12" GATE VALVE	6.0	$ 2,120.16	$ 12,720.96	-	$ -	$ 8,112.06	$ 8,112.06	64%	$ 4,608.90
12	3 WAY FIRE HYDRANT w/ APPURTENANCES (INCL. TEE, VALVE	10.0	$ 3,790.77	$ 37,907.70	-	$ -	$ 13,806.80	$ 13,806.80	36%	$ 24,100.90
	MISCELLANOUS CONSTRUCTION ITEMS						$ -			
13	TEMPORARY EROSION CONTROL	1.0	$ 4,682.85	$ 4,682.85	-	$ -	$ -	$ -	0%	$ 4,682.85
14	GRASSING	1.0	$ 3,512.14	$ 3,512.14	-	$ -	$ -	$ -	0%	$ 3,512.14
15	MOBILIZATION	1.0	$ 5,853.57	$ 5,853.57	-	$ -	$ -	$ -	0%	$ 5,853.57
16	MANITENANCE OF TRAFFIC	1.0	$ 5,853.57	$ 5,853.57	-	$ -	$ -	$ -	0%	$ 5,853.57
	0	0.0	$ -	$ -	-	$ -	$ -	$ -	#DIV/0!	$ -
	0	0.0	$ -	$ -	-	$ -	$ -	$ -	#DIV/0!	$ -
	0	0.0	$ -	$ -	-	$ -	$ -	$ -	#DIV/0!	$ -
	0	0.0	$ -	$ -	-	$ -	$ -	$ -	#DIV/0!	$ -
	0	0.0	$ -	$ -	-	$ -	$ -	$ -	#DIV/0!	$ -
	0	0.0	$ -	$ -	-	$ -	$ -	$ -	#DIV/0!	$ -
	0	0.0	$ -	$ -	-	$ -	$ -	$ -	#DIV/0!	$ -
	0	0.0	$ -	$ -	-	$ -	$ -	$ -	#DIV/0!	$ -
	0	0.0	$ -	$ -	-	$ -	$ -	$ -	#DIV/0!	$ -
	0	0.0	$ -	$ -	-	$ -	$ -	$ -	#DIV/0!	$ -
	0	0.0	$ -	$ -	-	$ -	$ -	$ -	#DIV/0!	$ -
	TOTALS			$ 1,143,728.04		$ 462,413.59	$119,837.07	$ 624,245.36		$ 519,482.69

EJCDC No. C-620 (2002 Edition)

Prepared by the Engineers' Joint Contract Documents Committee and endorsed by the Associated General Contractors of America and the Construction Specifications Institute.

Monthly Totals

	DESCRIPTION	1 Estimated Quantity Installed	2 Estimated Quantity Installed	3 Estimated Quantity Installed	4 Estimated Quantity Installed	5 Estimated Quantity Installed	6 Estimated Quantity Installed	7 Estimated Quantity Installed	8 Estimated Quantity Installed	9 Estimated Quantity Installed	10 Estimated Quantity Installed	TOTAL Estimated Quantity Installed
	Site 1-US 49 N & Blackwell Blvd											
	WATER PIPE ITEMS											
1	8" CLASS 350 DUCTILE IRON WATER PIPE (OPEN CUT)	1240										1240
2	8" CLASS 350 DUCTILE IRON WATER PIPE (BORED)(NO CASING)	260										260
3	12" CLASS 350 DUCTILE IRON WATER PIPE (OPEN CUT)	4870										4870
4	12" CLASS 350 DUCTILE IRON WATER PIPE (BORED)(NO CASING)	460										460
5	16" HDPE (DR9)(OPEN CUT)(INCL. ADAPTER FITTINGS)											0
6	16" HDPE (DR9)(BORED)(NO CASING)(INCL. ADAPTER FITTINGS)											0
6a	22" HDPE (DR13.5) CASING (BORED)											0
7	24" STEEL CASING, 0.375"WT (OPEN CUT)	40										40
8	24" STEEL CASING, 0.250"WT (BORED)	500										500
9	10" HDPE (DR9)(BORED)(NO CASING)(INCL. ADAPTER FITTINGS)	180										180
	CONNECTION ITEMS											
10	CONNECTION: PROPOSED 12" WATER LINE TO EXISTING 12" WATER LINE (STRAIGHT)	2										2
11	CONNECTION: PROPOSED 8" DUCTILE ITORN WATE RLINE TO PROPOSED 12" HDPE WATE	1										1
12	CONNECTION: PROPOSED 8" WATER LINE TO PROPOSED 8" WATER LINE (TEE)	1										1
	VAVLE AND HYDRANT ITEMS											
13	8" GATE VALVE	5										5
14	12" GATE VALVE	3										3
15	3 WAY FIRE HYDRANT w/ APPURTENANCES (INCL. TEE, VALVE, HYDRANT, BRASS TAG, PIPE	11										11
	MISCELLANEOUS CONSTRUCTION ITEMS											
16	CONCRETE PAVEMENT REPAIR (ALL DEPTHS)											0
17	LOOSE RIP RAP, SIZE 100											0
18	TEMPORARY EROSION CONTROL	1										1
19	GRASSING	0										0

Monthly Totals

	DESCRIPTION	1 Estimated Quantity Installed	2 Estimated Quantity Installed	3 Estimated Quantity Installed	4 Estimated Quantity Installed	5 Estimated Quantity Installed	6 Estimated Quantity Installed	7 Estimated Quantity Installed	8 Estimated Quantity Installed	9 Estimated Quantity Installed	10 Estimated Quantity Installed	TOTAL Estimated Quantity Installed
20	MOBILIZATION	1										1
21	MANITENANCE OF TRAFFIC	1										1
	SITE 8-10-COMMERCE DRIVE, I-59, AND THORNHILL DRIVE											
	WATER PIPE ITEMS											
1	6" CLASS 350 DUCTILE IRON WATER PIPE (OPEN CUT)											0
2	8" CLASS 350 DUCTILE IRON WATER PIPE (OPEN CUT)											0
3	12" CLASS 350 DUCTILE IRON WATER PIPE (OPEN CUT)	1560										1560
4	16" HDPE (DR9)(OPEN CUT)(INCL. ADAPTER FITTINGS)											0
5	24" STEEL CASING, 0.250"WT (BORED)											0
	CONNECTION ITEMS											
6	CONNECTION: PROPOSED 12" WATER LINE TO EXISTING 12" WATER LINE (HOT TAP)											0
7	CONNECTION: PROPOSED 12" WATER LINE TO PROPOSED 6" WATER LINE (TEE)											0
8	CONNECTION: PROPOSED 6" WATER LINE TO EXISTING 6" WATER LINE (HOT TAP)											0
9	CONNECTION: PROPOSED 12" WATER LINE TO PROPOSED 8" WATER LINE (TEE)											0
10	CONNECTION: PROPOSED 8" WATER LINE TO EXISTING 8" WATER LINE (HOT TAP)											0
11	CONNECTION: PROPOSED 12" WATER LINE TO EXISTING 8" WATER LINE (HOT TAP)											0
	VALVE AND HYDRANT ITEMS											
12	12" GATE VALVE											0
13	3 WAY FIRE HYDRANT w/ APPURTENANCES (INCL. TEE, VALVE, HYDRANT, BRASS TAG, PIPE	1										1
	MISCELLANEOUS CONSTRUCTION ITEMS											
14	ASPHALT PAVEMENT REPAIR (ALL DEPTHS)											0
15	CONCRETE PAVEMENT REPAIR (ALL DEPTHS)											0
16	CONCRETE CURB & GUTTER REPAIR (ALL TYPES)											0
	CONCRETE SIDEWALK REPAIR (ALL DEPTHS)											
18	TEMPORARY EROSION CONTROL											0

Monthly Totals

	DESCRIPTION	1 Estimated Quantity Installed	2 Estimated Quantity Installed	3 Estimated Quantity Installed	4 Estimated Quantity Installed	5 Estimated Quantity Installed	6 Estimated Quantity Installed	7 Estimated Quantity Installed	8 Estimated Quantity Installed	9 Estimated Quantity Installed	10 Estimated Quantity Installed	TOTAL Estimated Quantity Installed
19	GRASSING											0
20	MOBILIZATION	0.5										0.5
21	MANITENANCE OF TRAFFIC											0
	SITE 11-US HWY 98 @WESTOVER DRIVE											
	WATER PIPE ITEMS											
1	12" CLASS 350 DUCTILE IRON WATER PIPE (OPEN CUT)											0
2	16" HDPE (DR9)(BORED)(NO CASING)(INCL ADAPTER FITTINGS)											0
3	24" STEEL CASING, 0.250"WT (BORED)											0
	CONNECTION ITEMS											
4	CONNECTION: PROPOSED 12" WATER LINE TO EXISTING 8" WATER LINE (STRAIGHT REDUCER)											0
5	CONNECTION: PROPOSED 12" WATER LINE TO EXISTING 12" WATER LINE (HOT TAP)											0
	VALVE AND HYDRANT ITEMS											
6	12" GATE VALVE											0
	MISCELLANOUS CONSTRUCTION ITEMS											
7	TEMPORARY EROSION CONTROL											0
8	GRASSING											0
9	MOBILIZATION											0
10	MANITENANCE OF TRAFFIC											0
	SITE 12-LINCOLN ROAD AND OAK GROVE ROAD											
	WATER PIPE ITEMS											
1	8" CLASS 350 DUCTILE IRON WATER PIPE (OPEN CUT)											0
2	8" CLASS 350 DUCTILE IRON WATER PIPE (BORED)(NO CASING)											0
3	12" CLASS 350 DUCTILE IRON WATER PIPE (OPEN CUT)											0
4	12" CLASS 350 DUCTILE IRON WATER PIPE (BORED)(NO CASING)											0
5	10" HDPE (DR9)(BORED)(NO CASING)(INCL. ADAPTER FITTINGS)											0

Monthly Totals

	DESCRIPTION	1 Estimated Quantity Installed	2 Estimated Quantity Installed	3 Estimated Quantity Installed	4 Estimated Quantity Installed	5 Estimated Quantity Installed	6 Estimated Quantity Installed	7 Estimated Quantity Installed	8 Estimated Quantity Installed	9 Estimated Quantity Installed	10 Estimated Quantity Installed	TOTAL Estimated Quantity Installed
6	16" HDPE (DR9)(BORED)(NO CASING)(INCL. ADAPTER FITTINGS)											0
	CONNECTION ITEMS											
7	CONNECTION: PROPOSED 8" WATER LINE TO PROPOSED 12" WATER LINE (STRAIGHT)											0
8	CONNECTION: PROPOSED 12" WATER LINE TO EXISTING 12" WATER LINE (STRAIGHT)											0
9	CONNECTION: PROPOSED 12" X 12" X 12" (TEE)											0
	VALVE AND HYDRANT ITEMS											
10	8" GATE VALVE											0
11	12" GATE VALVE											0
12	3 WAY FIRE HYDRANT w/ APPURTENANCES (INCL. TEE, VALVE, HYDRANT, BRASS TAG, PIPE, & OTHER FITTINGS)											0
	MISCELLANOUS CONSTRUCTION ITEMS											
13	TEMPORARY EROSION CONTROL											0
14	GRASSING											0
15	MOBILIZATION											0
16	MANITENANCE OF TRAFFIC											0
0	0											0
0	0											0
0	0											0
0	0											0
0	0											0
0	0											0
0	0											0
0	0											0
0	0											0
0	0											0
0	0											0

Stored Material Summary

Contractor's Application

For (contract):	COMPREHENSIVE WATER IMPROVEMENTS PHASE 5	Application Number:	1
Application Period:	10/16/2017 TO 11/25/2017	Application Date:	6-Dec-17

A	B	C	D		E		F		G
			Stored Previously		Stored this Month		Incorporated in Work		
Pay Item No.	Unit Price	Materials Description	Quantity	Amount ($)	Quantity	Amount ($)	Quantity	Amount ($)	Materials Remaining in Storage ($) (D + E - F)
		Site 1-US 49 N & Blackwell Blvd							
		WATER PIPE ITEMS							
1		8" CLASS 350 DUCTILE IRON WATER PIPE (OPEN CUT)	-	$ -	0	$ -	1,240	$ -	$ -
2		8" CLASS 350 DUCTILE IRON WATER PIPE (BORED)(NO CASING)	-	$ -	0	$ -	260	$ -	$ -
3		12" CLASS 350 DUCTILE IRON WATER PIPE (OPEN CUT)	-	$ -	0	$ -	4,870	$ -	$ -
4		12" CLASS 350 DUCTILE IRON WATER PIPE (BORED)(NO CASING)	-	$ -	0	$ -	460	$ -	$ -
5		16" HDPE (DR9)(OPEN CUT)(INCL. ADAPTER FITTINGS)	-	$ -	0	$ -	0	$ -	$ -
6		16" HDPE (DR9)(BORED)(NO CASING)(INCL. ADAPTER FITTINGS)	-	$ -	0	$ -	0	$ -	$ -
6a		22" HDPE (DR13.5) CASING (BORED)	-	$ -	0	$ -	0	$ -	$ -
7		24" STEEL CASING, 0.375"WT (OPEN CUT)	-	$ -	0	$ -	40	$ -	$ -
8		24" STEEL CASING, 0.250"WT (BORED)	-	$ -	0	$ -	500	$ -	$ -
9		10" HDPE (DR9)(BORED)(NO CASING)(INCL. ADAPTER FITTINGS)	-	$ -	0	$ -	180	$ -	$ -
		CONNECTION ITEMS							
10		CONNECTION: PROPOSED 12" WATER LINE TO EXISTING 12" WATER LINE (STRAIGHT)	-	$ -	0	$ -	2	$ -	$ -
11		CONNECTION: PROPOSED 8" DUCTILE ITORN WATE RLINE TO PROPOSED 12" HDPE WATER LINE	-	$ -	0	$ -	1	$ -	$ -
12		CONNECTION: PROPOSED 8" WATER LINE TO PROPOSED 8" WATER LINE (TEE)	-	$ -	0	$ -	1	$ -	$ -
		VAVLE AND HYDRANT ITEMS							
13		8" GATE VALVE	-	$ -	0	$ -	5	$ -	$ -
14		12" GATE VALVE	-	$ -	0	$ -	3	$ -	$ -
15		3 WAY FIRE HYDRANT w/ APPURTENANCES (INCL. TEE, VALVE, HYDRANT, BRASS TAG, PIPE, & O	-	$ -	0	$ -	11	$ -	$ -
		MISCELLANEOUS CONSTRUCTION ITEMS							
16		CONCRETE PAVEMENT REPAIR (ALL DEPTHS)	-	$ -	0	$ -	0	$ -	$ -
17		LOOSE RIP RAP, SIZE 100	-	$ -	0	$ -	0	$ -	$ -
18		TEMPORARY EROSION CONTROL	-	$ -	0	$ -	1	$ -	$ -
19		GRASSING	-	$ -	0	$ -	0	$ -	$ -
		TOTALS		$ -		$ -		$ -	$0.00

EJCDC No. C-620 (2002 Edition)

Prepared by the Engineers' Joint Contract Documents Committee and endorsed by the Associated General Contractors of America and the Construction Specifications Institute.

Stored Material Summary

Contractor's Application

For (contract): COMPREHENSIVE WATER IMPROVEMENTS PHASE 5

Application Period: 10/16/2017 TO 11/25/2017

Application Number: 1

Application Date: 6-Dec-17

A	B	C	D		E		F		G
			Stored Previously		Stored this Month		Incorporated in Work		
Pay Item No.	Unit Price	Materials Description	Quantity	Amount ($)	Quantity	Amount ($)	Quantity	Amount ($)	Materials Remaining in Storage ($) (D + E - F)
		Subtotal From Previous Page		$ -		$ -		$ -	$0.00
20		MOBILIZATION	-	$ -	0	$ -	1	$ -	$ -
21		MANITENANCE OF TRAFFIC	-	$ -	0	$ -	1	$ -	$ -
		SITE 8~10-COMMERCE DRIVE, I-59, AND THORNHILL DRIVE							
		WATER PIPE ITEMS							
1	$ 10.33	6" CLASS 350 DUCITLE IRON WATER PIPE (OPEN CUT)	-	$ -	60	$ 619.80	0	$ -	$ 619.80
2	$ 13.00	8" CLASS 350 DUCTILE IRON WATER PIPE (OPEN CUT)	-	$ -	50	$ 650.00	0	$ -	$ 650.00
3	$ 21.27	12" CLASS 350 DUCTILE IRON WATER PIPE (OPEN CUT)	-	$ -	2,990	$ 63,597.30	1,560	$ 33,181.20	$ 30,416.10
4		16" HDPE (DR9)(OPEN CUT)(INCL. ADAPTER FITTINGS)	-	$ -	0	$ -	0	$ -	$ -
5	$ 30.32	24" STEEL CASING, 0.250"WT (BORED)	-	$ -	340	$ 10,308.80	0	$ -	$ 10,308.80
		CONNECTION ITEMS							
6		CONNECTION: PROPOSED 12" WATER LINE TO EXISTING 12" WATER LINE (HOT TAP)	-	$ -	0	$ -	0	$ -	$ -
7		CONNECTION: PROPOSED 12" WATER LINE TO PROPOSED 6" WATER LINE (TEE	-	$ -	0	$ -	0	$ -	$ -
8		CONNECTION: PROPOSED 6" WATER LINE TO EXISTING 6" WATER LINE (HOT TAP)	-	$ -	0	$ -	0	$ -	$ -
9		CONNECTION: PROPOSED 12" WATER LINE TO PROPOSED 8" WATER LINE (TEE	-	$ -	0	$ -	0	$ -	$ -
10		CONNECTION: PROPOSED 8" WATER LINE TO EXISTING 8" WATER LINE (HOT TAP)	-	$ -	0	$ -	0	$ -	$ -
11		CONNECTION: PROPOSED 12" WATER LINE TO EXISTING 8" WATER LINE (HOT TAP)	-	$ -	0	$ -	0	$ -	$ -
		VALVE AND HYDRANT ITEMS							
12		12" GATE VALVE	-	$ -	0	$ -	0	$ -	$ -
13		3 WAY FIRE HYDRANT w/ APPURTENANCES (INCL. TEE, VALVE, HYDRANT, BRASS TAG, PIPE, & O	-	$ -	0	$ -	1	$ -	$ -
		MISCELLANEOUS CONSTRUCTION ITEMS							
14		ASPHALT PAVEMENT REPAIR (ALL DEPTHS)	-	$ -	0	$ -	0	$ -	$ -
15		CONCRETE PAVEMENT REPAIR (ALL DEPTHS)	-	$ -	0	$ -	0	$ -	$ -
16		CONCRETE CURB & GUTTER REPAIR (ALL TYPES)	-	$ -	0	$ -	0	$ -	$ -
17		CONCRETE SIDEWALK REPAIR (ALL DEPTHS)	-	$ -	0	$ -	0	$ -	$ -
18		TEMPORARY EROSION CONTROL	-	$ -	0	$ -	0	$ -	$ -
		TOTALS		$ -		$ 75,175.90		$ 33,181.20	$41,994.70

EJCDC No. C-620 (2002 Edition)

Prepared by the Engineers' Joint Contract Documents Committee and endorsed by the Associated General Contractors of America and the Construction Specifications Institute.

Stored Material Summary

Contractor's Application

For (contract): COMPREHENSIVE WATER IMPROVEMENTS PHASE 5

Application Period: 10/16/2017 TO 11/25/2017

Application Number: 1

Application Date: 6-Dec-17

A	B	C	D		E		F		G
			Stored Previously		Stored this Month		Incorporated in Work		
Pay Item No.	Unit Price	Materials Description	Quantity	Amount ($)	Quantity	Amount ($)	Quantity	Amount ($)	Materials Remaining in Storage ($) (D + E - F)
		Subtotal From Previous Page		$ -		$ 75,175.90		$ 33,181.20	$41,994.70
19		GRASSING	-	$ -	0	$ -	0	$ -	$ -
20		MOBILIZATION	-	$ -	0	$ -	1	$ -	$ -
21		MANITENANCE OF TRAFFIC	-	$ -	0	$ -	0	$ -	$ -
		SITE 11-US HWY 98 @WESTOVER DRIVE							
		WATER PIPE ITEMS							
1		12" CLASS 350 DUCTILE IRON WATER PIPE (OPEN CUT)	-	$ -	0	$ -	0	$ -	$ -
2		16" HDPE (DR9)(BORED)(NO CASING)(INCL ADAPTER FITTINGS)	-	$ -	0	$ -	0	$ -	$ -
3	$ 30.32	24" STEEL CASING, 0.250"WT (BORED)	-	$ -	160	$ 4,851.20	0	$ -	$ 4,851.20
		CONNECTION ITEMS							
4		CONNECTION: PROPOSED 12" WATER LINE TO EXISTING 8" WATER LINE (STRAIGHT REDUCER)	-	$ -	0	$ -	0	$ -	$ -
5		CONNECTION: PROPOSED 12" WATER LINE TO EXISTING 12" WATER LINE (HOT TAP)	-	$ -	0	$ -	0	$ -	$ -
		VALVE AND HYDRANT ITEMS							
6		12" GATE VALVE	-	$ -	0	$ -	0	$ -	$ -
		MISCELLANOUS CONSTRUCTION ITEMS							
7		TEMPORARY EROSION CONTROL	-	$ -	0	$ -	0	$ -	$ -
8		GRASSING	-	$ -	0	$ -	0	$ -	$ -
9		MOBILIZATION	-	$ -	0	$ -	0	$ -	$ -
10		MANITENANCE OF TRAFFIC	-	$ -	0	$ -	0	$ -	$ -
		SITE 12-LINCOLN ROAD AND OAK GROVE ROAD							
		WATER PIPE ITEMS							
1	$ 13.00	8" CLASS 350 DUCTILE IRON WATER PIPE (OPEN CUT)	-	$ -	1,520	$ 19,760.00	0	$ -	$ 19,760.00
2	$ 13.00	RON WATER PIPE (BORED)(NO CASING)	-	$ -	540	$ 7,020.00	0	$ -	$ 7,020.00
3	$ 21.27	12" CLASS 350 DUCTILE IRON WATER PIPE (OPEN CUT)	-	$ -	2,472	$ 52,579.44	0	$ -	$ 52,579.44
4	$ 21.27	12" CLASS 350 DUCTILE IRON WATER PIPE (BORED)(NO CASING)	-	$ -	350	$ 7,444.50	0	$ -	$ 7,444.50
5	$ 20.16	10" HDPE (DR9)(BORED)(NO CASING)(INCL. ADAPTER FITTINGS)	-	$ -	200	$ 4,032.00	0	$ -	$ 4,032.00
		TOTALS		$ -		$ 170,863.04		$ 33,181.20	$137,681.84

EJCDC No. C-620 (2002 Edition)

Prepared by the Engineers' Joint Contract Documents Committee and endorsed by the Associated General Contractors of America and the Construction Specifications Institute.

Stored Material Summary

Contractor's Application

For (contract):	COMPREHENSIVE WATER IMPROVEMENTS PHASE 5									Application Number:	1
Application Period:	10/16/2017 TO 11/25/2017									Application Date:	6-Dec-17
A	B	C	D		E		F		G		
			Stored Previously		Stored this Month		Incorporated in Work				
Pay Item No.	Unit Price	Materials Description	Quantity	Amount ($)	Quantity	Amount ($)	Quantity	Amount ($)	Materials Remaining in Storage ($) (D + E - F)		
		Subtotal From Previous Page		$ -		$ 170,863.04		$ 33,181.20	$137,681.84		
6		16" HDPE (DR9)(BORED)(NO CASING)(INCL. ADAPTER FITTINGS)	-	$ -	0	$ -	0	$ -	$ -		
		CONNECTION ITEMS									
7		CONNECTION: PROPOSED 8" WATER LINE TO PROPOSED 12" WATER LINE (STRAIGHT)	-	$ -	0	$ -	0	$ -	$ -		
8		CONNECTION: PROPOSED 12" WATER LINE TO EXISTING 12" WATER LINE (STRAIGHT)	-	$ -	0	$ -	0	$ -	$ -		
9		CONNECTION: PROPOSED 12" X 12" X 12" (TEE)	-	$ -	0	$ -	0	$ -	$ -		
		VALVE AND HYDRANT ITEMS									
10	$ 743.69	8" GATE VALVE	-	$ -	3	$ 2,231.07	0	$ -	$ 2,231.07		
11	$ 1,352.01	12" GATE VALVE	-	$ -	6	$ 8,112.06	0	$ -	$ 8,112.06		
12	$ 1,380.68	3 WAY FIRE HYDRANT w/ APPURTENANCES (INCL. TEE, VALVE, HYDRANT, BRASS TAG, PIPE, & O	-	$ -	10	$ 13,806.80	0	$ -	$ 13,806.80		
		MISCELLANOUS CONSTRUCTION ITEMS									
13		TEMPORARY EROSION CONTROL	-	$ -	0	$ -	0	$ -	$ -		
14		GRASSING	-	$ -	0	$ -	0	$ -	$ -		
15		MOBILIZATION	-	$ -	0	$ -	0	$ -	$ -		
16		MANITENANCE OF TRAFFIC	-	$ -	0	$ -	0	$ -	$ -		
			-	$ -	0	$ -	0	$ -	$ -		
			-	$ -	0	$ -	0	$ -	$ -		
			-	$ -	0	$ -	0	$ -	$ -		
			-	$ -	0	$ -	0	$ -	$ -		
			-	$ -	0	$ -	0	$ -	$ -		
			-	$ -	0	$ -	0	$ -	$ -		
			-	$ -	0	$ -	0	$ -	$ -		
			-	$ -	0	$ -	0	$ -	$ -		
			-	$ -	0	$ -	0	$ -	$ -		
			-	$ -	0	$ -	0	$ -	$ -		
			-	$ -	0	$ -	0	$ -	$ -		
		TOTALS		$ -		$ 195,012.97		$ 33,181.20	$161,831.77		

EJCDC No. C-620 (2002 Edition)

Prepared by the Engineers' Joint Contract Documents Committee and endorsed by the Associated General Contractors of America and the Construction Specifications Institute.

(((Manually paste incorp to work numbers)))

(Bold text indicates max sch. Qty. received or exceeded)

		BID QTY	P.E. 1	P.E. 2	STORED PREVIOUSLY	qty STORED THIS MONTH	TOTAL RECEIVED	Remaining
	Site 1-US 49 N & Blackwell Blvd							
	WATER PIPE ITEMS							
1	8" CLASS 350 DUCTILE IRON WATER PIPE (OPEN	1,240			0		0	1,240
2	8" CLASS 350 DUCTILE IRON WATER PIPE (BORED	160			0		0	160
3	12" CLASS 350 DUCTILE IRON WATER PIPE (OPEN	4,390			0		0	4,390
4	12" CLASS 350 DUCTILE IRON WATER PIPE (BORE	380			0		0	380
5	16" HDPE (DR9)(OPEN CUT)(INCL. ADAPTER FITT	60			0		0	60
6	16" HDPE (DR9)(BORED)(NO CASING)(INCL. ADA	860			0		0	860
6a	22" HDPE (DR13.5) CASING (BORED)	260			0		0	260
7	24" STEEL CASING, 0.375"WT (OPEN CUT)	40			0		0	40
8	24" STEEL CASING, 0.250"WT (BORED)	400			0		0	400
9	10" HDPE (DR9)(BORED)(NO CASING)(INCL. ADA	180			0		0	180
	CONNECTION ITEMS							
10	CONNECTION: PROPOSED 12" WATER LINE TO E	2			0		0	2
11	CONNECTION: PROPOSED 8" DUCTILE ITORN WA	1			0		0	1
12	CONNECTION: PROPOSED 8" WATER LINE TO PR	1			0		0	1
	VAVLE AND HYDRANT ITEMS							
13	8" GATE VALVE	6			0		0	6
14	12" GATE VALVE	4			0		0	4
15	3 WAY FIRE HYDRANT w/ APPURTENANCES (INCL	10			0		0	10
	MISCELLANEOUS CONSTRUCTION ITEMS							
16	CONCRETE PAVEMENT REPAIR (ALL DEPTHS)	15			0		0	15
17	LOOSE RIP RAP, SIZE 100	20			0		0	20
18	TEMPORARY EROSION CONTROL	1			0		0	1
25	GRASSING	-			0		0	0

(((Manually paste incorp to work numbers)))

(Bold text indicates max sch. Qty. received or exceeded)

		BID QTY	P.E. 1	P.E. 2	STORED PREVIOUSLY	qty STORED THIS MONTH	TOTAL RECEIVED	Remaining
20	MOBILIZATION	1			0		0	1
21	MANITENANCE OF TRAFFIC	1			0		0	1
	SITE 8~10-COMMERCE DRIVE, I-59, AND THORNHILL DRIVE							
	WATER PIPE ITEMS							
1	6" CLASS 350 DUCITLE IRON WATER PIPE (OPEN	60			0	60	60	0
2	8" CLASS 350 DUCTILE IRON WATER PIPE (OPEN	50			0	50	50	0
3	" CLASS 350 DUCTILE IRON WATER PIPE (OPEN CL	2,990			0	2,990	2,990	0
4	" HDPE (DR9)(OPEN CUT)(INCL. ADAPTER FITTING	380			0		0	380
5	24" STEEL CASING, 0.250"WT (BORED)	340			0	340	340	0
	CONNECTION ITEMS							
6	CONNECTION: PROPOSED 12" WATER LINE TO E	2			0		0	2
7	CONNECTION: PROPOSED 12" WATER LINE TO PI	1			0		0	1
8	CONNECTION: PROPOSED 6" WATER LINE TO EXI	1			0		0	1
9	PROPOSED 12" WATER LINE TO PROPOSED 8" WA	1			0		0	1
10	CONNECTION: PROPOSED 8" WATER LINE TO EXI	1			0		0	1
11	CONNECTION: PROPOSED 12" WATER LINE TO E	1			0		0	1
	VALVE AND HYDRANT ITEMS							
12	12" GATE VALVE	4			0		0	4
13	3 WAY FIRE HYDRANT w/ APPURTENANCES (INCL	6			0		0	6
	MISCELLANEOUS CONSTRUCTION ITEMS							
14	ASPHALT PAVEMENT REPAIR (ALL DEPTHS)	54			0		0	54
15	CONCRETE PAVEMENT REPAIR (ALL DEPTHS)	85			0		0	85
16	CONCRETE CURB & GUTTER REPAIR (ALL TYPES)	125			0		0	125
17	CONCRETE SIDEWALK REPAIR (ALL DEPTHS)	5			0		0	5
18	TEMPORARY EROSION CONTROL	1			0		0	1

(((Manually paste incorp to work numbers)))

(Bold text indicates max sch. Qty. received or exceeded)

		BID QTY	P.E. 1	P.E. 2	STORED PREVIOUSLY	qty STORED THIS MONTH	TOTAL RECEIVED	Remaining
19	GRASSING	1			0		0	1
20	MOBILIZATION	1			0		0	1
21	MANITENANCE OF TRAFFIC	1			0		0	1
	SITE 11-US HWY 98 @WESTOVER DRIVE							
	WATER PIPE ITEMS							
1	12" CLASS 350 DUCTILE IRON WATER PIPE (OPEN	80			0		0	80
2	16" HDPE (DR9)(BORED)(NO CASING)(INCL ADAP	180			0		0	180
3	24" STEEL CASING, 0.250"WT (BORED)	160			0	160	160	0
	CONNECTION ITEMS							
4	CONNECTION: PROPOSED 12" WATER LINE TO E	1			0		0	1
5	CONNECTION: PROPOSED 12" WATER LINE TO E	1			0		0	1
	VALVE AND HYDRANT ITEMS							
6	12" GATE VALVE	2			0		0	2
	MISCELLANOUS CONSTRUCTION ITEMS							
7	TEMPORARY EROSION CONTROL	1			0		0	1
8	GRASSING	1			0		0	1
9	MOBILIZATION	1			0		0	1
10	MANITENANCE OF TRAFFIC	1			0		0	1
	SITE 12-LINCOLN ROAD AND OAK GROVE ROAD							
	WATER PIPE ITEMS							
1	8" CLASS 350 DUCTILE IRON WATER PIPE (OPEN (	1,520			0	1,520	1,520	0
2	SS 350 DUCTILE IRON WATER PIPE (BORED)(NO C	540			0	540	540	0
3	12" CLASS 350 DUCTILE IRON WATER PIPE (OPEN	2,472			0	2,472	2,472	0
4	12" CLASS 350 DUCTILE IRON WATER PIPE (BORE	350			0	350	350	0
5	10" HDPE (DR9)(BORED)(NO CASING)(INCL. ADAP	240			0	200	200	40

(((Manually paste incorp to work numbers)))

(Bold text indicates max sch. Qty. received or exceeded)

		BID QTY	P.E. 1	P.E. 2	STORED PREVIOUSLY	qty STORED THIS MONTH	TOTAL RECEIVED	Remaining
6	16" HDPE (DR9)(BORED)(NO CASING)(INCL. ADA	150			0		0	150
	CONNECTION ITEMS							
7	CONNECTION: PROPOSED 8" WATER LINE TO PR	1			0		0	1
8	CONNECTION: PROPOSED 12" WATER LINE TO E	1			0		0	1
9	CONNECTION: PROPOSED 12" X 12" X 12" (TEE)	1			0		0	1
	VALVE AND HYDRANT ITEMS							
10	8" GATE VALVE	3			0	3	3	0
11	12" GATE VALVE	6			0	6	6	0
12	3 WAY FIRE HYDRANT w/ APPURTENANCES (INCL	10			0	10	10	0
	MISCELLANOUS CONSTRUCTION ITEMS							
13	TEMPORARY EROSION CONTROL	1			0		0	1
14	GRASSING	1			0		0	1
15	MOBILIZATION	1			0		0	1
16	MANITENANCE OF TRAFFIC	1			0		0	1
0		-			0		0	0
0		-			0		0	0
0		-			0		0	0
0		-			0		0	0
0		-			0		0	0
0		-			0		0	0
0		-			0		0	0
0		-			0		0	0
0		-			0		0	0
0		-			0		0	0
0		-			0		0	0

Hattiesburg, Mississippi does hereby certify to Regions Bank, as trustee in respect to the referenced Bonds (the Trustee”):

(1) The amounts herein requisitioned to be paid to the above-designated payees are for the items or services hereinabove described.
(2) The items or services listed above for which payment is proposed to be made hereunder have not formed the basis for any payment heretofore made from the Series 2016 Project Fund Construction Account.
(3) Each of the items was reasonable and necessary in connection with the “Construction Project” being financed pursuant to the Loan Agreement dated as of August 18, 2016 (the “Loan Agreement”).
(4) The payment herein authorized and approved is a proper charge against the Series 2016 Project Fund Construction Account as provided for in Section 3 of the Loan Agreement.
(5) The invoices or statements from the contractor, vendor or other payee or other document supporting the amounts requisitioned herein are on file with the City.

CITY OF HATTIESBURG, MISSISSIPPI

By: _____
Title: Mayor or City Clerk
(Authorized City Representative)

As Approved by:

Regions Commercial Equipment Finance, LLC
As Purchaser

_____
Authorized Officer

The City Council of the City of Hattiesburg, Mississippi (the "City") acting for and on behalf of the City, took up for consideration the matter of requesting and authorizing Requisition No. **15** from the Project Fund Construction Account in connection with the loan agreement between the Mississippi Development Bank and the City dated August 18, 2016. After discussion of the subject, Council Member George offered and moved for the adoption of the following resolution:

RESOLUTION OF THE CITY COUNCIL OF THE CITY OF HATTIESBURG, MISSISSIPPI (THE "CITY") AUTHORIZING REQUISITION NO. 15 FROM THE PROJECT FUND CONSTRUCTION ACCOUNT IN CONNECTION WITH THAT CERTAIN LOAN AGREEMENT, DATED AS OF AUGUST 18, 2016, BY AND BETWEEN THE MISSISSIPPI DEVELOPMENT BANK AND THE CITY.

Whereas, on August 18, 2016 the City entered into a loan with the Mississippi Development Bank in an amount not to exceed $25,000,000 (the "Loan") pursuant to the terms and conditions of that certain loan agreement, dated as of August 18, 2016, by and between the Mississippi Development Bank and the City (the "Loan Agreement").

Whereas, the City Council of the City now finds it necessary to approve Requisition No. **15** from the Project Fund Construction Account under the Loan in the total aggregate amount of **$595,132.83** for the purpose of paying Water & Sewer Projects in connection with the loan as more particularly described in Exhibit A.

NOW, THEREFORE, BE IT RESOLVED BY THE CITY COUNCIL OF THE CITY OF HATTIESBURG, MISSISSIPPI:

SECTION 1. The City Council of the City hereby authorizes and approves Requisition No. **15** from the Project Fund Construction Account under the Loan in the total aggregate amount of **Five Hundred Ninety-five Thousand One Hundred Thirty-two and 83/100 dollars ($595,132.83)** for the purpose of paying Water & Sewer Projects in connection with the loan as more particularly described in Exhibit A.

SECTION 2. The City Council hereby directs Regions Bank, as Trustee to disburse funds of Requisition No.**15** in the total aggregate amount of **Five Hundred Ninety-five Thousand One Hundred Thirty-two and 83/100 dollars ($595,132.83)** as authorized herein, as more particularly described in Exhibit A.

SECTION 3. The Mayor and City Clerk are hereby authorized and directed for and on behalf of the City to take any and all action as may be required by the City to carry out and give effect to the aforesaid documents authorized pursuant to this Resolution and to execute all papers, documents, certificates and other instruments that may be required for the carrying out of the authority conferred by this Resolution in order to evidence the authority.

The above and foregoing Resolution, after having been first reduced to writing, was introduced by Council Member George seconded by Council Member Brown, and was adopted by the following vote, to wit:

YEAS: George
Delgado
Carroll
Dryden
Brown

NAYS: None

ABSENT:

The motion having received the affirmative vote of a majority of the Council members present, the President declared the motion carried and the resolution adopted, on this the **6th day** of **February**, 2018.

(SEAL)

ATTEST:

CLERK OF COUNCIL

ADOPTED:

PRESIDENT

The above and foregoing Resolution having been submitted to and approved by the Mayor, this the **6th day** of **February**, 2018.

ATTEST:

CITY CLERK

APPROVED:

MAYOR

EXHIBIT A

PROJECT FUND CONSTRUCTION ACCOUNT REQUISITION

PROJECT FUND CONSTRUCTION ACCOUNT REQUISITION

RE: **$25,000,000.00 Mississippi Development Bank Taxable Special Obligation Bonds, Series 2016 (Hattiesburg, Mississippi Combined Water and Sewer System Construction Project) (the "Series 2016 Bonds") secured by $25,000,000.00 Taxable Promissory Note (Hattiesburg, Mississippi Combined Water and Sewer System Construction Project), dated August 18, 2016 (the "Series 2016 Note").**

TO: **Regions Bank**
400 West Capitol, 7th Floor
Little Rock, AR 72201
ATTN: Corporate Trust Department

REQUISITION NO.: **15**

DATE OF REQUISITION: **2/6/2018**

Item #	Payee Name & Address	Budget Line Item	Payment Amount	Invoice #	Purpose of Payment
1	C B Developers, Inc. 1716 Evelyn Gandy Pkwy., Suite 40 Hattiesburg, MS 39401	093695.7245.62	$ 595,132.83	Pay App 1	Water Improvements Ph V Period: 10/16/17 - 11/25/17 MB: 2017-341 & 334
			$ 595,132.83		

sdw
Engineering Progress

January 5, 2018

City of Hattiesburg
Post Office Box 1898
Hattiesburg MS 39403-1898

Attn: Lamar Rutland, P.E.

**RE: Comprehensive Water Improvements Ph V -
City of Hattiesburg**

Dear Mr. Rutland:

Enclosed please find pay estimate no. 1 for the above referenced project.

Should you have any questions and/or comments, please, do not hesitate to contact me.

Sincerely,

Kyle D. Wallace, P.E.
Project Engineer

/aa

cc: C.B. Developers, SDW files

RECEIVED 1/10/18

093695.7245.62

301 Second Ave. | Hattiesburg, MS 39401 | (p) 601.544.1821 | (f) 601.544.0501 | sd-w.com

LR

Contractor's Application For Payment No. 1

	Application Period: Beginning: 10/16/2017 Ending: 11/25/2017	Application Date: 6-Dec-17
To (Owner): THE CITY OF HATTIESBURG	From (Contractor) C.B. DEVELOPERS, INC.	Via (Engineer): SHOWS, DEARMAN & WAITS, INC.
Project: COMPREHENSIVE WATER IMPROVEMENTS PHASE 5	Contract:	
Owner's Contract No.: Not Applicable	Contractor's Project No.:	Engineer's Project No.:

Change Order Summary

Approved Change Orders		
Number	Additions	Deductions
TOTALS	$ -	$ -
NET CHANGE BY CHANGE ORDERS	$ -	

CONTRACTOR'S CERTIFICATION

The undersigned Contractor certifies that: (1) all previous progress payments received from Owner on account of Work done under the Contract have been applied on account to discharge Contractor's legitimate obligations incurred in connection with Work covered by prior Applications for Payment; (2) title of all Work, materials and equipment incorporated in said Work or otherwise listed in or covered by this Application for Payment will pass to Owner at time of payment free and clear of all Liens, security interests and encumbrances (except such as are covered by a Bond acceptable to Owner indemnifying Owner against any such Liens, security interest or encumbrances); and (3) all Work covered by this Application for Payment is in accordance with the Contract Documents and is not defective.

By: Date: 12-6-17

1. ORIGINAL CONTRACT PRICE	$	1,143,728.04
2. Net change by Change Orders	$	-
3. CURRENT CONTRACT PRICE (LINE 1 + 2)	$	1,143,728.04
4. TOTAL COMPLETED AND STORED TO DATE (Column F on Progress Estimates)	$	624,245.36
5. RETAINAGE:		
a. 5.0 % x Work Completed	$	23,120.68
b. 5.0% x Stored Material	$	5,991.85
c. Total Retainage (line 5a + line 5b)	$	29,112.53
6. AMOUNT ELIGIBLE TO DATE (Line 4 - Line 5c)	$	595,132.83
7. LESS PREVIOUS PAYMENTS (Line 6 from prior Application)	$	-
8. AMOUNT DUE THIS APPLICATION	$	595,132.83
9. BALANCE TO FINISH, PLUS RETAINAGE (Column G on Progress Estimate + Line 5 above)	$	548,595.22

Payment of: $595,132.83
(Line 8 or other - attach explanation of other amount)

Is recommended by: (Engineer) 1-5-18 (Date)

Payment of: $595,132.83
(Line 8 or other - attach explanation of other amount)

Is approved by: (Owner) (Date)

Is approved by: (Owner) (Date)

Approved by: (Funding Agency, if applicable) (Date)

EJCDC No. C-620 (2002 Edition)

Prepared by the Engineers' Joint Contract Documents Committee and endorsed by the Associated General Contractors of America and the Construction Specifications Institute.

Progress Estimate

Contractor's Application

For (contract): COMPREHENSIVE WATER IMPROVEMENTS PHASE 5

Application Period: 10/16/2017 TO 11/25/2017

Application Number: 1

Application Date: 6-Dec-17

	A			B	C	D	E	F		G
Pay Item	Item Description	Bid Quantity	Unit Price	Bid Value	Estimated Quantity Installed	Value	Materials Stored (not in C)	Total Completed and Stored to Date (D + E)	% (F)	Balance to Finish (B - F)
	Site 1-US 49 N & Blackwell Blvd									
	WATER PIPE ITEMS									
1	**8" CLASS 350 DUCTILE IRON WATER PIPE (OPEN CUT)**	**1240.0**	$ 21.61	$ 26,796.40	1,240	$ 26,796.40	$0.00	$ 26,796.40	100%	$ -
2	**8" CLASS 350 DUCTILE IRON WATER PIPE (BORED)(NO CASING**	**160.0**	$ 43.45	$ 6,952.00	260	$ 11,297.00	$0.00	$ 11,297.00	163%	$ (4,345.00)
3	**12" CLASS 350 DUCTILE IRON WATER PIPE (OPEN CUT)**	**4390.0**	$ 31.38	$ 137,758.20	4,870	$ 152,820.60	$0.00	$ 152,820.60	111%	$ (15,062.40)
4	**12" CLASS 350 DUCTILE IRON WATER PIPE (BORED)(NO CASIN**	**380.0**	$ 67.39	$ 25,608.20	460	$ 30,999.40	$0.00	$ 30,999.40	121%	$ (5,391.20)
5	**16" HDPE (DR9)(OPEN CUT)(INCL. ADAPTER FITTINGS)**	**60.0**	$ 113.22	$ 6,793.20	-	$ -	$0.00	$ -	0%	$ 6,793.20
6	**16" HDPE (DR9)(BORED)(NO CASING)(INCL. ADAPTER FITTING**	**860.0**	$ 124.87	$ 107,388.20	-	$ -	$0.00	$ -	0%	$ 107,388.20
6a	**22" HDPE (DR13.5) CASING (BORED)**	**260.0**	$ 148.77	$ 38,680.20	-	$ -	$0.00	$ -	0%	$ 38,680.20
7	**24" STEEL CASING, 0.375"WT (OPEN CUT)**	**40.0**	$ 85.80	$ 3,432.00	40	$ 3,432.00	$0.00	$ 3,432.00	100%	$ -
8	**24" STEEL CASING, 0.250"WT (BORED)**	**400.0**	$ 160.72	$ 64,288.00	500	$ 80,360.00	$0.00	$ 80,360.00	125%	$ (16,072.00)
9	**10" HDPE (DR9)(BORED)(NO CASING)(INCL. ADAPTER FITTING**	**180.0**	$ 63.10	$ 11,358.00	180	$ 11,358.00	$0.00	$ 11,358.00	100%	$ -
	CONNECTION ITEMS									
10	**CONNECTION: PROPOSED 12" WATER LINE TO EXISTING 12"**	**2.0**	$ 1,381.44	$ 2,762.88	2	$ 2,762.88	$0.00	$ 2,762.88	100%	$ -
11	**CONNECTION: PROPOSED 8" DUCTILE ITORN WATE RLINE TO**	**1.0**	$ 2,915.08	$ 2,915.08	1	$ 2,915.08	$0.00	$ 2,915.08	100%	$ -
12	**CONNECTION: PROPOSED 8" WATER LINE TO PROPOSED 8" W**	**1.0**	$ 1,416.56	$ 1,416.56	1	$ 1,416.56	$0.00	$ 1,416.56	100%	$ -
	VAVLE AND HYDRANT ITEMS	**0.0**	$ -	$ -	-	$ -	$0.00	$ -	#DIV/0!	$ -
13	**8" GATE VALVE**	**6.0**	$ 1,204.39	$ 7,226.34	5	$ 6,021.95	$0.00	$ 6,021.95	83%	$ 1,204.39
14	**12" GATE VALVE**	**4.0**	$ 2,119.85	$ 8,479.40	3	$ 6,359.55	$0.00	$ 6,359.55	75%	$ 2,119.85
15	**3 WAY FIRE HYDRANT w/ APPURTENANCES (INCL. TEE, VALVE**	**10.0**	$ 3,907.84	$ 39,078.40	11	$ 42,986.24	$0.00	$ 42,986.24	110%	$ (3,907.84)
	MISCELLANEOUS CONSTRUCTION ITEMS									
16	**CONCRETE PAVEMENT REPAIR (ALL DEPTHS)**	**15.0**	$ 58.54	$ 878.10	-	$ -	$0.00	$ -	0%	$ 878.10
17	**LOOSE RIP RAP, SIZE 100**	**20.0**	$ 60.88	$ 1,217.60	-	$ -	$0.00	$ -	0%	$ 1,217.60
18	**TEMPORARY EROSION CONTROL**	**1.0**	$ 585.36	$ 585.36	1	$ 585.36	$0.00	$ 585.36	100%	$ -
19	**GRASSING**	**1.0**	$ 3,512.14	$ 3,512.14	-	$ -	$0.00	$ -	0%	$ 3,512.14
	TOTALS			**$ 497,126.26**		**$ 380,111.02**	**$0.00**	**$ 380,111.02**		**$ 117,015.24**

EJCDC No. C-620 (2002 Edition)

Prepared by the Engineers' Joint Contract Documents Committee and endorsed by the Associated General Contractors of America and the Construction Specifications Institute.

Progress Estimate

Contractor's Application

For (contract): COMPREHENSIVE WATER IMPROVEMENTS PHASE 5

Application Period: 10/16/2017 TO 11/25/2017

Application Number: 1

Application Date: 6-Dec-17

	A			B	C	D	E	F		G
Pay Item	Item Description	Bid Quantity	Unit Price	Bid Value	Estimated Quantity Installed	Value	Materials Stored (not in C)	Total Completed and Stored to Date (D + E)	% (F)	Balance to Finish (B - F)
	Subtotal from Previous Page			$ 497,126.26		$ 380,111.02	$0.00	$ 380,111.02		$ 117,015.24
20	MOBILIZATION	1.0	$ 11,707.13	$ 11,707.13	1	$ 11,707.13	$ -	$ 11,707.13	100%	$ -
21	MANITENANCE OF TRAFFIC	1.0	$ 9,951.06	$ 9,951.06	1	$ 9,951.06	$ -	$ 9,951.06	100%	$ -
	SITE 8~10-COMMERCE DRIVE, I-59, AND THORNHILL DRIVE						$ -			
	WATER PIPE ITEMS						$ -			
1	6" CLASS 350 DUCITLE IRON WATER PIPE (OPEN CUT)	60.0	$ 21.59	$ 1,295.40	-	$ -	$ 619.80	$ 619.80	48%	$ 675.60
2	8" CLASS 350 DUCTILE IRON WATER PIPE (OPEN CUT)	50.0	$ 22.37	$ 1,118.50	-	$ -	$ 650.00	$ 650.00	58%	$ 468.50
3	12" CLASS 350 DUCTILE IRON WATER PIPE (OPEN CUT)	2990.0	$ 33.75	$ 100,912.50	1,560	$ 52,650.00	$ 30,416.10	$ 83,066.10	82%	$ 17,846.40
4	16" HDPE (DR9)(OPEN CUT)(INCL. ADAPTER FITTINGS)	380.0	$ 75.79	$ 28,800.20	-	$ -	$ -	$ -	0%	$ 28,800.20
5	24" STEEL CASING, 0.250"WT (BORED)	340.0	$ 160.38	$ 54,529.20	-	$ -	$ 10,308.80	$ 10,308.80	19%	$ 44,220.40
	CONNECTION ITEMS						$ -			
6	CONNECTION: PROPOSED 12" WATER LINE TO EXISTING 12" \	2.0	$ 3,459.46	$ 6,918.92	-	$ -	$ -	$ -	0%	$ 6,918.92
7	CONNECTION: PROPOSED 12" WATER LINE TO PROPOSED 6"	1.0	$ 1,459.88	$ 1,459.88	-	$ -	$ -	$ -	0%	$ 1,459.88
8	CONNECTION: PROPOSED 6" WATER LINE TO EXISTING 6" WA	1.0	$ 3,768.53	$ 3,768.53	-	$ -	$ -	$ -	0%	$ 3,768.53
9	CONNECTION: PROPOSED 12" WATER LINE TO PROPOSED 8"	1.0	$ 1,503.20	$ 1,503.20	-	$ -	$ -	$ -	0%	$ 1,503.20
10	CONNECTION: PROPOSED 8" WATER LINE TO EXISTING 8" WA	1.0	$ 4,179.45	$ 4,179.45	-	$ -	$ -	$ -	0%	$ 4,179.45
11	CONNECTION: PROPOSED 12" WATER LINE TO EXISTING 8" W	1.0	$ 3,378.68	$ 3,378.68	-	$ -	$ -	$ -	0%	$ 3,378.68
	VALVE AND HYDRANT ITEMS						$ -			
12	12" GATE VALVE	4.0	$ 2,120.16	$ 8,480.64	-	$ -	$ -	$ -	0%	$ 8,480.64
13	3 WAY FIRE HYDRANT w/ APPURTENANCES (INCL. TEE, VALVE	6.0	$ 3,896.88	$ 23,381.28	1	$ 3,896.88	$ -	$ 3,896.88	17%	$ 19,484.40
	MISCELLANEOUS CONSTRUCTION ITEMS						$ -			
14	ASPHALT PAVEMENT REPAIR (ALL DEPTHS)	54.0	$ 101.85	$ 5,499.90	-	$ -	$ -	$ -	0%	$ 5,499.90
15	CONCRETE PAVEMENT REPAIR (ALL DEPTHS)	85.0	$ 58.54	$ 4,975.90	-	$ -	$ -	$ -	0%	$ 4,975.90
16	CONCRETE CURB & GUTTER REPAIR (ALL TYPES)	125.0	$ 40.97	$ 5,121.25	-	$ -	$ -	$ -	0%	$ 5,121.25
17	CONCRETE SIDEWALK REPAIR (ALL DEPTHS)	5.0	$ 40.97	$ 204.85	-	$ -	$ -	$ -	0%	$ 204.85
18	TEMPORARY EROSION CONTROL	1.0	$ 585.36	$ 585.36	-	$ -	$ -	$ -	0%	$ 585.36
	TOTALS			$ 774,898.09		$ 458,316.09	$41,994.70	$ 500,310.79		$ 274,587.30

EJCDC No. C-620 (2002 Edition)

Prepared by the Engineers' Joint Contract Documents Committee and endorsed by the Associated General Contractors of America and the Construction Specifications Institute.

Progress Estimate

Contractor's Application

For (contract): COMPREHENSIVE WATER IMPROVEMENTS PHASE 5

Application Period: 10/16/2017 TO 11/25/2017

Application Number: 1

Application Date: 6-Dec-17

	A			B	C	D	E	F		G
Pay Item	Item Description	Bid Quantity	Unit Price	Bid Value	Estimated Quantity Installed	Value	Materials Stored (not in C)	Total Completed and Stored to Date (D + E)	% (F)	Balance to Finish (B - F)
	Subtotal from Previous Page			$ 774,898.09		$ 458,316.09	$41,994.70	$ 500,310.79		$ 274,587.30
19	GRASSING	1.0	$ 3,512.14	$ 3,512.14	-	$ -	$ -	$ -	0%	$ 3,512.14
20	MOBILIZATION	1.0	$ 8,194.99	$ 8,194.99	0.5	$ 4,097.50	$ -	$ 4,097.50	50%	$ 4,097.50
21	MANITENANCE OF TRAFFIC	1.0	$ 5,853.57	$ 5,853.57	-	$ -	$ -	$ -	0%	$ 5,853.57
	SITE 11-US HWY 98 @WESTOVER DRIVE						$ -			
	WATER PIPE ITEMS						$ -			
1	12" CLASS 350 DUCTILE IRON WATER PIPE (OPEN CUT)	80.0	$ 62.11	$ 4,968.80	-	$ -	$ -	$ -	0%	$ 4,968.80
2	16" HDPE (DR9)(BORED)(NO CASING)(INCL ADAPTER FITTINGS	180.0	$ 126.91	$ 22,843.80	-	$ -	$ -	$ -	0%	$ 22,843.80
3	24" STEEL CASING, 0.250"WT (BORED)	160.0	$ 160.59	$ 25,694.40	-	$ -	$ 4,851.20	$ 4,851.20	19%	$ 20,843.20
	CONNECTION ITEMS						$ -			
4	CONNECTION: PROPOSED 12" WATER LINE TO EXISTING 8" W	1.0	$ 1,654.22	$ 1,654.22	-	$ -	$ -	$ -	0%	$ 1,654.22
5	CONNECTION: PROPOSED 12" WATER LINE TO EXISTING 12" \	1.0	$ 3,459.46	$ 3,459.46	-	$ -	$ -	$ -	0%	$ 3,459.46
	VALVE AND HYDRANT ITEMS						$ -			
6	12" GATE VALVE	2.0	$ 2,120.16	$ 4,240.32	-	$ -	$ -	$ -	0%	$ 4,240.32
	MISCELLANOUS CONSTRUCTION ITEMS						$ -			
7	TEMPORARY EROSION CONTROL	1.0	$ 585.36	$ 585.36	-	$ -	$ -	$ -	0%	$ 585.36
8	GRASSING	1.0	$ 585.36	$ 585.36	-	$ -	$ -	$ -	0%	$ 585.36
9	MOBILIZATION	1.0	$ 585.36	$ 585.36	-	$ -	$ -	$ -	0%	$ 585.36
10	MANITENANCE OF TRAFFIC	1.0	$ 585.36	$ 585.36	-	$ -	$ -	$ -	0%	$ 585.36
	SITE 12-LINCOLN ROAD AND OAK GROVE ROAD						$ -			
	WATER PIPE ITEMS						$ -			
1	8" CLASS 350 DUCTILE IRON WATER PIPE (OPEN CUT)	1520.0	$ 21.14	$ 32,132.80	-	$ -	$ 19,760.00	$ 19,760.00	61%	$ 12,372.80
2	8" CLASS 350 DUCTILE IRON WATER PIPE (BORED)(NO CASING	540.0	$ 43.45	$ 23,463.00	-	$ -	$ 7,020.00	$ 7,020.00	30%	$ 16,443.00
3	12" CLASS 350 DUCTILE IRON WATER PIPE (OPEN CUT)	2472.0	$ 34.88	$ 86,223.36	-	$ -	$ 52,579.44	$ 52,579.44	61%	$ 33,643.92
4	12" CLASS 350 DUCTILE IRON WATER PIPE (BORED)(NO CASIN	350.0	$ 67.39	$ 23,586.50	-	$ -	$ 7,444.50	$ 7,444.50	32%	$ 16,142.00
5	10" HDPE (DR9)(BORED)(NO CASING)(INCL. ADAPTER FITTING	240.0	$ 68.42	$ 16,420.80	-	$ -	$ 4,032.00	$ 4,032.00	25%	$ 12,388.80
	TOTALS			$ 1,039,487.69		$ 462,413.59	$95,687.14	$ 600,095.43		$ 439,392.27

EJCDC No. C-620 (2002 Edition)

Prepared by the Engineers' Joint Contract Documents Committee and endorsed by the Associated General Contractors of America and the Construction Specifications Institute.

Progress Estimate

Contractor's Application

For (contract): COMPREHENSIVE WATER IMPROVEMENTS PHASE 5

Application Number: 1

Application Period: 10/16/2017 TO 11/25/2017

Application Date: 6-Dec-17

	A			B	C	D	E	F		G
Pay Item	Item Description	Bid Quantity	Unit Price	Bid Value	Estimated Quantity Installed	Value	Materials Stored (not in C)	Total Completed and Stored to Date (D + E)	% (F)	Balance to Finish (B - F)
	Subtotal from Previous Page			$ 1,039,487.69		$ 462,413.59	$95,687.14	$ 600,095.43		$ 439,392.27
6	16" HDPE (DR9)(BORED)(NO CASING)(INCL. ADAPTER FITTING	150.0	$ 159.67	$ 23,950.50	-	$ -	$ -	$ -	0%	$ 23,950.50
	CONNECTION ITEMS						$ -			
7	CONNECTION: PROPOSED 8" WATER LINE TO PROPOSED 12"	1.0	$ 1,667.10	$ 1,667.10	-	$ -	$ -	$ -	0%	$ 1,667.10
8	CONNECTION: PROPOSED 12" WATER LINE TO EXISTING 12"	1.0	$ 2,243.09	$ 2,243.09	-	$ -	$ -	$ -	0%	$ 2,243.09
9	CONNECTION: PROPOSED 12" X 12" X 12" (TEE)	1.0	$ 2,234.89	$ 2,234.89	-	$ -	$ -	$ -	0%	$ 2,234.89
	VALVE AND HYDRANT ITEMS						$ -			
10	8" GATE VALVE	3.0	$ 1,204.66	$ 3,613.98	-	$ -	$ 2,231.07	$ 2,231.07	62%	$ 1,382.91
11	12" GATE VALVE	6.0	$ 2,120.16	$ 12,720.96	-	$ -	$ 8,112.06	$ 8,112.06	64%	$ 4,608.90
12	3 WAY FIRE HYDRANT w/ APPURTENANCES (INCL. TEE, VALVE	10.0	$ 3,790.77	$ 37,907.70	-	$ -	$ 13,806.80	$ 13,806.80	36%	$ 24,100.90
	MISCELLANOUS CONSTRUCTION ITEMS						$ -			
13	TEMPORARY EROSION CONTROL	1.0	$ 4,682.85	$ 4,682.85	-	$ -	$ -	$ -	0%	$ 4,682.85
14	GRASSING	1.0	$ 3,512.14	$ 3,512.14	-	$ -	$ -	$ -	0%	$ 3,512.14
15	MOBILIZATION	1.0	$ 5,853.57	$ 5,853.57	-	$ -	$ -	$ -	0%	$ 5,853.57
16	MANITENANCE OF TRAFFIC	1.0	$ 5,853.57	$ 5,853.57	-	$ -	$ -	$ -	0%	$ 5,853.57
	0	0.0	$ -	$ -	-	$ -	$ -	$ -	#DIV/0!	$ -
	0	0.0	$ -	$ -	-	$ -	$ -	$ -	#DIV/0!	$ -
	0	0.0	$ -	$ -	-	$ -	$ -	$ -	#DIV/0!	$ -
	0	0.0	$ -	$ -	-	$ -	$ -	$ -	#DIV/0!	$ -
	0	0.0	$ -	$ -	-	$ -	$ -	$ -	#DIV/0!	$ -
	0	0.0	$ -	$ -	-	$ -	$ -	$ -	#DIV/0!	$ -
	0	0.0	$ -	$ -	-	$ -	$ -	$ -	#DIV/0!	$ -
	0	0.0	$ -	$ -	-	$ -	$ -	$ -	#DIV/0!	$ -
	0	0.0	$ -	$ -	-	$ -	$ -	$ -	#DIV/0!	$ -
	0	0.0	$ -	$ -	-	$ -	$ -	$ -	#DIV/0!	$ -
	0	0.0	$ -	$ -	-	$ -	$ -	$ -	#DIV/0!	$ -
	TOTALS			$ 1,143,728.04		$ 462,413.59	$119,837.07	$ 624,245.36		$ 519,482.69

EJCDC No. C-620 (2002 Edition)

Prepared by the Engineers' Joint Contract Documents Committee and endorsed by the Associated General Contractors of America and the Construction Specifications Institute.

Monthly Totals

	DESCRIPTION	1 Estimated Quantity Installed	2 Estimated Quantity Installed	3 Estimated Quantity Installed	4 Estimated Quantity Installed	5 Estimated Quantity Installed	6 Estimated Quantity Installed	7 Estimated Quantity Installed	8 Estimated Quantity Installed	9 Estimated Quantity Installed	10 Estimated Quantity Installed	TOTAL Estimated Quantity Installed
	Site 1-US 49 N & Blackwell Blvd											
	WATER PIPE ITEMS											
1	8" CLASS 350 DUCTILE IRON WATER PIPE (OPEN CUT)	1240										1240
2	8" CLASS 350 DUCTILE IRON WATER PIPE (BORED)(NO CASING)	260										260
3	12" CLASS 350 DUCTILE IRON WATER PIPE (OPEN CUT)	4870										4870
4	12" CLASS 350 DUCTILE IRON WATER PIPE (BORED)(NO CASING)	460										460
5	16" HDPE (DR9)(OPEN CUT)(INCL. ADAPTER FITTINGS)											0
6	16" HDPE (DR9)(BORED)(NO CASING)(INCL. ADAPTER FITTINGS)											0
6a	22" HDPE (DR13.5) CASING (BORED)											0
7	24" STEEL CASING, 0.375"WT (OPEN CUT)	40										40
8	24" STEEL CASING, 0.250"WT (BORED)	500										500
9	10" HDPE (DR9)(BORED)(NO CASING)(INCL. ADAPTER FITTINGS)	180										180
	CONNECTION ITEMS											
10	CONNECTION: PROPOSED 12" WATER LINE TO EXISTING 12" WATER LINE (STRAIGHT)	2										2
11	CONNECTION: PROPOSED 8" DUCTILE ITORN WATE RLINE TO PROPOSED 12" HDPE WATE	1										1
12	CONNECTION: PROPOSED 8" WATER LINE TO PROPOSED 8" WATER LINE (TEE)	1										1
	VAVLE AND HYDRANT ITEMS											
13	8" GATE VALVE	5										5
14	12" GATE VALVE	3										3
15	3 WAY FIRE HYDRANT w/ APPURTENANCES (INCL. TEE, VALVE, HYDRANT, BRASS TAG, PIPE	11										11
	MISCELLANEOUS CONSTRUCTION ITEMS											
16	CONCRETE PAVEMENT REPAIR (ALL DEPTHS)											0
17	LOOSE RIP RAP, SIZE 100											0
18	TEMPORARY EROSION CONTROL	1										1
19	GRASSING	0										0

Monthly Totals

	DESCRIPTION	1 Estimated Quantity Installed	2 Estimated Quantity Installed	3 Estimated Quantity Installed	4 Estimated Quantity Installed	5 Estimated Quantity Installed	6 Estimated Quantity Installed	7 Estimated Quantity Installed	8 Estimated Quantity Installed	9 Estimated Quantity Installed	10 Estimated Quantity Installed	TOTAL Estimated Quantity Installed
20	MOBILIZATION	1										1
21	MAINTENANCE OF TRAFFIC	1										1
	SITE 8"-10-COMMERCE DRIVE, I-59, AND THORNHILL DRIVE											
	WATER PIPE ITEMS											
1	6" CLASS 350 DUCTILE IRON WATER PIPE (OPEN CUT)											0
2	8" CLASS 350 DUCTILE IRON WATER PIPE (OPEN CUT)											0
3	12" CLASS 350 DUCTILE IRON WATER PIPE (OPEN CUT)	1560										1560
4	16" HDPE (DR9)(OPEN CUT)(INCL. ADAPTER FITTINGS)											0
5	24" STEEL CASING, 0.250"WT (BORED)											0
	CONNECTION ITEMS											
6	CONNECTION: PROPOSED 12" WATER LINE TO EXISTING 12" WATER LINE (HOT TAP)											0
7	CONNECTION: PROPOSED 12" WATER LINE TO PROPOSED 6" WATER LINE (TEE)											0
8	CONNECTION: PROPOSED 6" WATER LINE TO EXISTING 6" WATER LINE (HOT TAP)											0
9	CONNECTION: PROPOSED 12" WATER LINE TO PROPOSED 8" WATER LINE (TEE)											0
10	CONNECTION: PROPOSED 8" WATER LINE TO EXISTING 8" WATER LINE (HOT TAP)											0
11	CONNECTION: PROPOSED 12" WATER LINE TO EXISTING 8" WATER LINE (HOT TAP)											0
	VALVE AND HYDRANT ITEMS											
12	12" GATE VALVE											0
13	3 WAY FIRE HYDRANT w/ APPURTENANCES (INCL. TEE, VALVE, HYDRANT, BRASS TAG, PIPE	1										1
	MISCELLANEOUS CONSTRUCTION ITEMS											
14	ASPHALT PAVEMENT REPAIR (ALL DEPTHS)											0
15	CONCRETE PAVEMENT REPAIR (ALL DEPTHS)											0
16	CONCRETE CURB & GUTTER REPAIR (ALL TYPES)											0
	CONCRETE SIDEWALK REPAIR (ALL DEPTHS)											
18	TEMPORARY EROSION CONTROL											0

Monthly Totals

	DESCRIPTION	1 Estimated Quantity Installed	2 Estimated Quantity Installed	3 Estimated Quantity Installed	4 Estimated Quantity Installed	5 Estimated Quantity Installed	6 Estimated Quantity Installed	7 Estimated Quantity Installed	8 Estimated Quantity Installed	9 Estimated Quantity Installed	10 Estimated Quantity Installed	TOTAL Estimated Quantity Installed
19	GRASSING											0
20	MOBILIZATION	0.5										0.5
21	MANITENANCE OF TRAFFIC											0
	SITE 11-US HWY 98 @WESTOVER DRIVE											
	WATER PIPE ITEMS											
1	12" CLASS 350 DUCTILE IRON WATER PIPE (OPEN CUT)											0
2	16" HDPE (DR9)(BORED)(NO CASING)(INCL ADAPTER FITTINGS)											0
3	24" STEEL CASING, 0.250"WT (BORED)											0
	CONNECTION ITEMS											
4	CONNECTION: PROPOSED 12" WATER LINE TO EXISTING 8" WATER LINE (STRAIGHT REDUCER)											0
5	CONNECTION: PROPOSED 12" WATER LINE TO EXISTING 12" WATER LINE (HOT TAP)											0
	VALVE AND HYDRANT ITEMS											
6	12" GATE VALVE											0
	MISCELLANOUS CONSTRUCTION ITEMS											
7	TEMPORARY EROSION CONTROL											0
8	GRASSING											0
9	MOBILIZATION											0
10	MANITENANCE OF TRAFFIC											0
	SITE 12-LINCOLN ROAD AND OAK GROVE ROAD											
	WATER PIPE ITEMS											
1	8" CLASS 350 DUCTILE IRON WATER PIPE (OPEN CUT)											0
2	8" CLASS 350 DUCTILE IRON WATER PIPE (BORED)(NO CASING)											0
3	12" CLASS 350 DUCTILE IRON WATER PIPE (OPEN CUT)											0
4	12" CLASS 350 DUCTILE IRON WATER PIPE (BORED)(NO CASING)											0
5	10" HDPE (DR9)(BORED)(NO CASING)(INCL ADAPTER FITTINGS)											0

Monthly Totals

	DESCRIPTION	1 Estimated Quantity Installed	2 Estimated Quantity Installed	3 Estimated Quantity Installed	4 Estimated Quantity Installed	5 Estimated Quantity Installed	6 Estimated Quantity Installed	7 Estimated Quantity Installed	8 Estimated Quantity Installed	9 Estimated Quantity Installed	10 Estimated Quantity Installed	TOTAL Estimated Quantity Installed
6	16" HDPE (DR9)(BORED)(NO CASING)(INCL. ADAPTER FITTINGS)											0
	CONNECTION ITEMS											
7	CONNECTION: PROPOSED 6" WATER LINE TO PROPOSED 12" WATER LINE (STRAIGHT)											0
8	CONNECTION: PROPOSED 12" WATER LINE TO EXISTING 12" WATER LINE (STRAIGHT)											0
9	CONNECTION: PROPOSED 12" X 12" X 12" (TEE)											0
	VALVE AND HYDRANT ITEMS											
10	8" GATE VALVE											0
11	12" GATE VALVE											0
12	3 WAY FIRE HYDRANT w/ APPURTENANCES (INCL. TEE, VALVE, HYDRANT, BRASS TAG, PIPE, & OTHER FITTINGS)											0
	MISCELLANOUS CONSTRUCTION ITEMS											
13	TEMPORARY EROSION CONTROL											0
14	GRASSING											0
15	MOBILIZATION											0
16	MANITENANCE OF TRAFFIC											0
0	0											0
0	0											0
0	0											0
0	0											0
0	0											0
0	0											0
0	0											0
0	0											0
0	0											0
0	0											0
0	0											0
0	0											0

Stored Material Summary

Contractor's Application

For (contract):	COMPREHENSIVE WATER IMPROVEMENTS PHASE 5									Application Number:	1									
Application Period:	10/16/2017	TO	11/25/2017							Application Date:	6-Dec-17									
A	B	C	D				E				F				G					
Pay Item No.	Unit Price	Materials Description	Stored Previously				Stored this Month				Incorporated in Work				Materials Remaining in Storage ($) (D + E - F)					
			Quantity	Amount	($)		Quantity	Amount	($)		Quantity	Amount	($)							
		Site 1-US 49 N & Blackwell Blvd																		
		WATER PIPE ITEMS																		
1		8" CLASS 350 DUCTILE IRON WATER PIPE (OPEN CUT)	-	$	-		0	$	-		1,240	$	-		$	-				
2		8" CLASS 350 DUCTILE IRON WATER PIPE (BORED)(NO CASING)	-	$	-		0	$	-		260	$	-		$	-				
3		12" CLASS 350 DUCTILE IRON WATER PIPE (OPEN CUT)	-	$	-		0	$	-		4,870	$	-		$	-				
4		12" CLASS 350 DUCTILE IRON WATER PIPE (BORED)(NO CASING)	-	$	-		0	$	-		460	$	-		$	-				
5		16" HDPE (DR9)(OPEN CUT)(INCL. ADAPTER FITTINGS)	-	$	-		0	$	-		0	$	-		$	-				
6		16" HDPE (DR9)(BORED)(NO CASING)(INCL. ADAPTER FITTINGS)	-	$	-		0	$	-		0	$	-		$	-				
6a		22" HDPE (DR13.5) CASING (BORED)	-	$	-		0	$	-		0	$	-		$	-				
7		24" STEEL CASING, 0.375"WT (OPEN CUT)	-	$	-		0	$	-		40	$	-		$	-				
8		24" STEEL CASING, 0.250"WT (BORED)	-	$	-		0	$	-		500	$	-		$	-				
9		10" HDPE (DR9)(BORED)(NO CASING)(INCL. ADAPTER FITTINGS)	-	$	-		0	$	-		180	$	-		$	-				
		CONNECTION ITEMS																		
10		CONNECTION: PROPOSED 12" WATER LINE TO EXISTING 12" WATER LINE (STRAIGHT)	-	$	-		0	$	-		2	$	-		$	-				
11		CONNECTION: PROPOSED 8" DUCTILE ITORN WATE RLINE TO PROPOSED 12" HDPE WATER LINE	-	$	-		0	$	-		1	$	-		$	-				
12		CONNECTION: PROPOSED 8" WATER LINE TO PROPOSED 8" WATER LINE (TEE)	-	$	-		0	$	-		1	$	-		$	-				
		VAVLE AND HYDRANT ITEMS																		
13		8" GATE VALVE	-	$	-		0	$	-		5	$	-		$	-				
14		12" GATE VALVE	-	$	-		0	$	-		3	$	-		$	-				
15		3 WAY FIRE HYDRANT w/ APPURTENANCES (INCL. TEE, VALVE, HYDRANT, BRASS TAG, PIPE, & O	-	$	-		0	$	-		11	$	-		$	-				
		MISCELLANEOUS CONSTRUCTION ITEMS																		
16		CONCRETE PAVEMENT REPAIR (ALL DEPTHS)	-	$	-		0	$	-		0	$	-		$	-				
17		LOOSE RIP RAP, SIZE 100	-	$	-		0	$	-		0	$	-		$	-				
18		TEMPORARY EROSION CONTROL	-	$	-		0	$	-		1	$	-		$	-				
19		GRASSING	-	$	-		0	$	-		0	$	-		$	-				
		TOTALS		$	-			$	-			$	-		$0.00					

EJCDC No. C-620 (2002 Edition)

Prepared by the Engineers' Joint Contract Documents Committee and endorsed by the Associated General Contractors of America and the Construction Specifications Institute.

Stored Material Summary

Contractor's Application

For (contract): COMPREHENSIVE WATER IMPROVEMENTS PHASE 5

Application Period: 10/16/2017 TO 11/25/2017

Application Number: 1

Application Date: 6-Dec-17

A	B	C	D		E		F		G
			Stored Previously		Stored this Month		Incorporated in Work		
Pay Item No.	Unit Price	Materials Description	Quantity	Amount ($)	Quantity	Amount ($)	Quantity	Amount ($)	Materials Remaining in Storage ($) (D + E - F)
		Subtotal From Previous Page		$ -		$ -		$ -	$0.00
20		MOBILIZATION	-	$ -	0	$ -	1	$ -	$ -
21		MAINTENANCE OF TRAFFIC	-	$ -	0	$ -	1	$ -	$ -
		SITE 8~10-COMMERCE DRIVE, I-59, AND THORNHILL DRIVE							
		WATER PIPE ITEMS							
1	$ 10.33	6" CLASS 350 DUCTILE IRON WATER PIPE (OPEN CUT)	-	$ -	60	$ 619.80	0	$ -	$ 619.80
2	$ 13.00	8" CLASS 350 DUCTILE IRON WATER PIPE (OPEN CUT)	-	$ -	50	$ 650.00	0	$ -	$ 650.00
3	$ 21.27	12" CLASS 350 DUCTILE IRON WATER PIPE (OPEN CUT)	-	$ -	2,990	$ 63,597.30	1,560	$ 33,181.20	$ 30,416.10
4		16" HDPE (DR9)(OPEN CUT)(INCL. ADAPTER FITTINGS)	-	$ -	0	$ -	0	$ -	$ -
5	$ 30.32	24" STEEL CASING, 0.250"WT (BORED)	-	$ -	340	$ 10,308.80	0	$ -	$ 10,308.80
		CONNECTION ITEMS							
6		CONNECTION: PROPOSED 12" WATER LINE TO EXISTING 12" WATER LINE (HOT TAP)	-	$ -	0	$ -	0	$ -	$ -
7		CONNECTION: PROPOSED 12" WATER LINE TO PROPOSED 6" WATER LINE (TEE	-	$ -	0	$ -	0	$ -	$ -
8		CONNECTION: PROPOSED 6" WATER LINE TO EXISTING 6" WATER LINE (HOT TAP)	-	$ -	0	$ -	0	$ -	$ -
9		CONNECTION: PROPOSED 12" WATER LINE TO PROPOSED 8" WATER LINE (TEE	-	$ -	0	$ -	0	$ -	$ -
10		CONNECTION: PROPOSED 8" WATER LINE TO EXISTING 8" WATER LINE (HOT TAP)	-	$ -	0	$ -	0	$ -	$ -
11		CONNECTION: PROPOSED 12" WATER LINE TO EXISTING 8" WATER LINE (HOT TAP)	-	$ -	0	$ -	0	$ -	$ -
		VALVE AND HYDRANT ITEMS							
12		12" GATE VALVE	-	$ -	0	$ -	0	$ -	$ -
13		3 WAY FIRE HYDRANT w/ APPURTENANCES (INCL. TEE, VALVE, HYDRANT, BRASS TAG, PIPE, & O	-	$ -	0	$ -	1	$ -	$ -
		MISCELLANEOUS CONSTRUCTION ITEMS							
14		ASPHALT PAVEMENT REPAIR (ALL DEPTHS)	-	$ -	0	$ -	0	$ -	$ -
15		CONCRETE PAVEMENT REPAIR (ALL DEPTHS)	-	$ -	0	$ -	0	$ -	$ -
16		CONCRETE CURB & GUTTER REPAIR (ALL TYPES)	-	$ -	0	$ -	0	$ -	$ -
17		CONCRETE SIDEWALK REPAIR (ALL DEPTHS)	-	$ -	0	$ -	0	$ -	$ -
18		TEMPORARY EROSION CONTROL	-	$ -	0	$ -	0	$ -	$ -
		TOTALS		$ -		$ 75,175.90		$ 33,181.20	$41,994.70

EJCDC No. C-620 (2002 Edition)

Prepared by the Engineers' Joint Contract Documents Committee and endorsed by the Associated General Contractors of America and the Construction Specifications Institute.

Stored Material Summary

Contractor's Application

For (contract): COMPREHENSIVE WATER IMPROVEMENTS PHASE 5

Application Period: 10/16/2017 TO 11/25/2017

Application Number: 1

Application Date: 6-Dec-17

A	B	C	D		E		F		G
			Stored Previously		Stored this Month		Incorporated in Work		
Pay Item No.	Unit Price	Materials Description	Quantity	Amount ($)	Quantity	Amount ($)	Quantity	Amount ($)	Materials Remaining in Storage ($) (D + E - F)
		Subtotal From Previous Page		$ -		$ 75,175.90		$ 33,181.20	$41,994.70
19		GRASSING	-	$ -	0	$ -	0	$ -	$ -
20		MOBILIZATION	-	$ -	0	$ -	1	$ -	$ -
21		MANITENANCE OF TRAFFIC	-	$ -	0	$ -	0	$ -	$ -
		SITE 11-US HWY 98 @WESTOVER DRIVE							
		WATER PIPE ITEMS							
1		12" CLASS 350 DUCTILE IRON WATER PIPE (OPEN CUT)	-	$ -	0	$ -	0	$ -	$ -
2		16" HDPE (DR9)(BORED)(NO CASING)(INCL ADAPTER FITTINGS)	-	$ -	0	$ -	0	$ -	$ -
3	$ 30.32	24" STEEL CASING, 0.250"WT (BORED)	-	$ -	160	$ 4,851.20	0	$ -	$ 4,851.20
		CONNECTION ITEMS							
4		CONNECTION: PROPOSED 12" WATER LINE TO EXISTING 8" WATER LINE (STRAIGHT REDUCER)	-	$ -	0	$ -	0	$ -	$ -
5		CONNECTION: PROPOSED 12" WATER LINE TO EXISTING 12" WATER LINE (HOT TAP)	-	$ -	0	$ -	0	$ -	$ -
		VALVE AND HYDRANT ITEMS							
6		12" GATE VALVE	-	$ -	0	$ -	0	$ -	$ -
		MISCELLANOUS CONSTRUCTION ITEMS							
7		TEMPORARY EROSION CONTROL	-	$ -	0	$ -	0	$ -	$ -
8		GRASSING	-	$ -	0	$ -	0	$ -	$ -
9		MOBILIZATION	-	$ -	0	$ -	0	$ -	$ -
10		MANITENANCE OF TRAFFIC	-	$ -	0	$ -	0	$ -	$ -
		SITE 12-LINCOLN ROAD AND OAK GROVE ROAD							
		WATER PIPE ITEMS							
1	$ 13.00	8" CLASS 350 DUCTILE IRON WATER PIPE (OPEN CUT)	-	$ -	1,520	$ 19,760.00	0	$ -	$ 19,760.00
2	$ 13.00	RON WATER PIPE (BORED)(NO CASING)	-	$ -	540	$ 7,020.00	0	$ -	$ 7,020.00
3	$ 21.27	12" CLASS 350 DUCTILE IRON WATER PIPE (OPEN CUT)	-	$ -	2,472	$ 52,579.44	0	$ -	$ 52,579.44
4	$ 21.27	12" CLASS 350 DUCTILE IRON WATER PIPE (BORED)(NO CASING)	-	$ -	350	$ 7,444.50	0	$ -	$ 7,444.50
5	$ 20.16	10" HDPE (DR9)(BORED)(NO CASING)(INCL. ADAPTER FITTINGS)	-	$ -	200	$ 4,032.00	0	$ -	$ 4,032.00
		TOTALS		$ -		$ 170,863.04		$ 33,181.20	$137,681.84

EJCDC No. C-620 (2002 Edition)

Prepared by the Engineers' Joint Contract Documents Committee and endorsed by the Associated General Contractors of America and the Construction Specifications Institute.

Stored Material Summary

Contractor's Application

For (contract):	COMPREHENSIVE WATER IMPROVEMENTS PHASE 5									Application Number:	1
Application Period:	10/16/2017 TO 11/25/2017									Application Date:	6-Dec-17
A	B	C	D		E		F		G		
Pay Item No.	Unit Price	Materials Description	Stored Previously		Stored this Month		Incorporated in Work		Materials Remaining in Storage ($) (D + E - F)		
			Quantity	Amount ($)	Quantity	Amount ($)	Quantity	Amount ($)			
		Subtotal From Previous Page		$ -		$ 170,863.04		$ 33,181.20	$137,681.84		
6		16" HDPE (DR9)(BORED)(NO CASING)(INCL. ADAPTER FITTINGS)	-	$ -	0	$ -	0	$ -	$ -		
		CONNECTION ITEMS									
7		CONNECTION: PROPOSED 8" WATER LINE TO PROPOSED 12" WATER LINE (STRAIGHT)	-	$ -	0	$ -	0	$ -	$ -		
8		CONNECTION: PROPOSED 12" WATER LINE TO EXISTING 12" WATER LINE (STRAIGHT)	-	$ -	0	$ -	0	$ -	$ -		
9		CONNECTION: PROPOSED 12" X 12" X 12" (TEE)	-	$ -	0	$ -	0	$ -	$ -		
		VALVE AND HYDRANT ITEMS									
10	$ 743.69	8" GATE VALVE	-	$ -	3	$ 2,231.07	0	$ -	$ 2,231.07		
11	$ 1,352.01	12" GATE VALVE	-	$ -	6	$ 8,112.06	0	$ -	$ 8,112.06		
12	$ 1,380.68	3 WAY FIRE HYDRANT w/ APPURTENANCES (INCL. TEE, VALVE, HYDRANT, BRASS TAG, PIPE, & O	-	$ -	10	$ 13,806.80	0	$ -	$ 13,806.80		
		MISCELLANOUS CONSTRUCTION ITEMS									
13		TEMPORARY EROSION CONTROL	-	$ -	0	$ -	0	$ -	$ -		
14		GRASSING	-	$ -	0	$ -	0	$ -	$ -		
15		MOBILIZATION	-	$ -	0	$ -	0	$ -	$ -		
16		MANITENANCE OF TRAFFIC	-	$ -	0	$ -	0	$ -	$ -		
			-	$ -	0	$ -	0	$ -	$ -		
			-	$ -	0	$ -	0	$ -	$ -		
			-	$ -	0	$ -	0	$ -	$ -		
			-	$ -	0	$ -	0	$ -	$ -		
			-	$ -	0	$ -	0	$ -	$ -		
			-	$ -	0	$ -	0	$ -	$ -		
			-	$ -	0	$ -	0	$ -	$ -		
			-	$ -	0	$ -	0	$ -	$ -		
			-	$ -	0	$ -	0	$ -	$ -		
			-	$ -	0	$ -	0	$ -	$ -		
			-	$ -	0	$ -	0	$ -	$ -		
		TOTALS		$ -		$ 195,012.97		$ 33,181.20	$161,831.77		

EJCDC No. C-620 (2002 Edition)

Prepared by the Engineers' Joint Contract Documents Committee and endorsed by the Associated General Contractors of America and the Construction Specifications Institute.

(((Manually paste incorp to work numbers)))

(Bold text indicates max sch. Qty. received or exceeded)

		BID QTY	P.E. 1	P.E. 2	STORED PREVIOUSLY	qty STORED THIS MONTH	TOTAL RECEIVED	Remaining
	Site 1-US 49 N & Blackwell Blvd							
	WATER PIPE ITEMS							
1	8" CLASS 350 DUCTILE IRON WATER PIPE (OPEN	1,240			0		0	1,240
2	8" CLASS 350 DUCTILE IRON WATER PIPE (BORED	160			0		0	160
3	12" CLASS 350 DUCTILE IRON WATER PIPE (OPEN	4,390			0		0	4,390
4	12" CLASS 350 DUCTILE IRON WATER PIPE (BORE	380			0		0	380
5	16" HDPE (DR9)(OPEN CUT)(INCL. ADAPTER FITT	60			0		0	60
6	16" HDPE (DR9)(BORED)(NO CASING)(INCL. ADA	860			0		0	860
6a	22" HDPE (DR13.5) CASING (BORED)	260			0		0	260
7	24" STEEL CASING, 0.375"WT (OPEN CUT)	40			0		0	40
8	24" STEEL CASING, 0.250"WT (BORED)	400			0		0	400
9	10" HDPE (DR9)(BORED)(NO CASING)(INCL. ADA	180			0		0	180
	CONNECTION ITEMS							
10	CONNECTION: PROPOSED 12" WATER LINE TO E	2			0		0	2
11	CONNECTION: PROPOSED 8" DUCTILE ITORN WA	1			0		0	1
12	CONNECTION: PROPOSED 8" WATER LINE TO PR	1			0		0	1
	VAVLE AND HYDRANT ITEMS							
13	8" GATE VALVE	6			0		0	6
14	12" GATE VALVE	4			0		0	4
15	3 WAY FIRE HYDRANT w/ APPURTENANCES (INCL	10			0		0	10
	MISCELLANEOUS CONSTRUCTION ITEMS							
16	CONCRETE PAVEMENT REPAIR (ALL DEPTHS)	15			0		0	15
17	LOOSE RIP RAP, SIZE 100	20			0		0	20
18	TEMPORARY EROSION CONTROL	1			0		0	1
25	GRASSING				0		0	0

(((Manually paste incorp to work numbers)))

(Bold text indicates max sch. Qty. received or exceeded)

		BID QTY	P.E. 1	P.E. 2	STORED PREVIOUSLY	qty STORED THIS MONTH	TOTAL RECEIVED	Remaining
20	MOBILIZATION	1			0		0	1
21	MANITENANCE OF TRAFFIC	1			0		0	1
	SITE 8-10-COMMERCE DRIVE, I-59, AND THORNHILL DRIVE							
	WATER PIPE ITEMS							
1	6" CLASS 350 DUCTILE IRON WATER PIPE (OPEN	60			0	60	60	0
2	8" CLASS 350 DUCTILE IRON WATER PIPE (OPEN	50			0	50	50	0
3	" CLASS 350 DUCTILE IRON WATER PIPE (OPEN CU	2,990			0	2,990	2,990	0
4	" HDPE (DR9)(OPEN CUT)(INCL. ADAPTER FITTING	380			0		0	380
5	24" STEEL CASING, 0.250"WT (BORED)	340			0	340	340	0
	CONNECTION ITEMS							
6	CONNECTION: PROPOSED 12" WATER LINE TO E	2			0		0	2
7	CONNECTION: PROPOSED 12" WATER LINE TO PI	1			0		0	1
8	CONNECTION: PROPOSED 6" WATER LINE TO EXI	1			0		0	1
9	PROPOSED 12" WATER LINE TO PROPOSED 8" WA	1			0		0	1
10	CONNECTION: PROPOSED 8" WATER LINE TO EXI	1			0		0	1
11	CONNECTION: PROPOSED 12" WATER LINE TO E	1			0		0	1
	VALVE AND HYDRANT ITEMS							
12	12" GATE VALVE	4			0		0	4
13	3 WAY FIRE HYDRANT w/ APPURTENANCES (INCL	6			0		0	6
	MISCELLANEOUS CONSTRUCTION ITEMS							
14	ASPHALT PAVEMENT REPAIR (ALL DEPTHS)	54			0		0	54
15	CONCRETE PAVEMENT REPAIR (ALL DEPTHS)	85			0		0	85
16	CONCRETE CURB & GUTTER REPAIR (ALL TYPES)	125			0		0	125
17	CONCRETE SIDEWALK REPAIR (ALL DEPTHS)	5			0		0	5
18	TEMPORARY EROSION CONTROL	1			0		0	1

(((Manually paste incorp to work numbers)))

(Bold text indicates max sch. Qty. received or exceeded)

		BID QTY	P.E. 1	P.E. 2	STORED PREVIOUSLY	qty STORED THIS MONTH	TOTAL RECEIVED	Remaining
19	GRASSING	1			0		0	1
20	MOBILIZATION	1			0		0	1
21	MANITENANCE OF TRAFFIC	1			0		0	1
	SITE 11-US HWY 98 @WESTOVER DRIVE							
	WATER PIPE ITEMS							
1	12" CLASS 350 DUCTILE IRON WATER PIPE (OPEN	80			0		0	80
2	16" HDPE (DR9)(BORED)(NO CASING)(INCL ADAP	180			0		0	180
3	24" STEEL CASING, 0.250"WT (BORED)	160			0	160	160	0
	CONNECTION ITEMS							
4	CONNECTION: PROPOSED 12" WATER LINE TO E	1			0		0	1
5	CONNECTION: PROPOSED 12" WATER LINE TO E	1			0		0	1
	VALVE AND HYDRANT ITEMS							
6	12" GATE VALVE	2			0		0	2
	MISCELLANOUS CONSTRUCTION ITEMS							
7	TEMPORARY EROSION CONTROL	1			0		0	1
8	GRASSING	1			0		0	1
9	MOBILIZATION	1			0		0	1
10	MANITENANCE OF TRAFFIC	1			0		0	1
	SITE 12-LINCOLN ROAD AND OAK GROVE ROAD							
	WATER PIPE ITEMS							
1	8" CLASS 350 DUCTILE IRON WATER PIPE (OPEN	1,520			0	1,520	1,520	0
2	SS 350 DUCTILE IRON WATER PIPE (BORED)(NO C	540			0	540	540	0
3	12" CLASS 350 DUCTILE IRON WATER PIPE (OPEN	2,472			0	2,472	2,472	0
4	12" CLASS 350 DUCTILE IRON WATER PIPE (BORE	350			0	350	350	0
5	10" HDPE (DR9)(BORED)(NO CASING)(INCL. ADAP	240			0	200	200	40

(((Manually paste incorp to work numbers)))

(Bold text indicates max sch. Qty. received or exceeded)

		BID QTY	P.E. 1	P.E. 2	STORED PREVIOUSLY	qty STORED THIS MONTH	TOTAL RECEIVED	Remaining
6	16" HDPE (DR9)(BORED)(NO CASING)(INCL. ADA	150			0		0	150
	CONNECTION ITEMS							
7	CONNECTION: PROPOSED 8" WATER LINE TO PR	1			0		0	1
8	CONNECTION: PROPOSED 12" WATER LINE TO E	1			0		0	1
9	CONNECTION: PROPOSED 12" X 12" X 12" (TEE)	1			0		0	1
	VALVE AND HYDRANT ITEMS							
10	8" GATE VALVE	3			0	3	3	0
11	12" GATE VALVE	6			0	6	6	0
12	3 WAY FIRE HYDRANT w/ APPURTENANCES (INCL	10			0	10	10	0
	MISCELLANOUS CONSTRUCTION ITEMS							
13	TEMPORARY EROSION CONTROL	1			0		0	1
14	GRASSING	1			0		0	1
15	MOBILIZATION	1			0		0	1
16	MANITENANCE OF TRAFFIC	1			0		0	1
0		-			0		0	0
0		-			0		0	0
0		-			0		0	0
0		-			0		0	0
0		-			0		0	0
0		-			0		0	0
0		-			0		0	0
0		-			0		0	0
0		-			0		0	0
0		-			0		0	0
0		-			0		0	0

Hattiesburg, Mississippi does hereby certify to Regions Bank, as trustee in respect to the referenced Bonds (the Trustee"):

(1) The amounts herein requisitioned to be paid to the above-designated payees are for the items or services hereinabove described.
(2) The items or services listed above for which payment is proposed to be made hereunder have not formed the basis for any payment heretofore made from the Series 2016 Project Fund Construction Account.
(3) Each of the items was reasonable and necessary in connection with the "Construction Project" being financed pursuant to the Loan Agreement dated as of August 18, 2016 (the "Loan Agreement").
(4) The payment herein authorized and approved is a proper charge against the Series 2016 Project Fund Construction Account as provided for in Section 3 of the Loan Agreement.
(5) The invoices or statements from the contractor, vendor or other payee or other document supporting the amounts requisitioned herein are on file with the City.

CITY OF HATTIESBURG, MISSISSIPPI

By: _____
Title: Mayor or City Clerk
(Authorized City Representative)

As Approved by:

Regions Commercial Equipment Finance, LLC
As Purchaser

_____
Authorized Officer

City of Hattiesburg, MS

200 Forrest St.
P.O. Box 1898
Hattiesburg, MS 39401

Master

File Number: 2018-198

File ID:	2018-198	**Type:**	Regular Agenda Item	**Status:**	Agenda Ready
Version:	1	**Reference:**		**In Control:**	City Council
Requester:	Lamar Rutland			**File Created:**	01/29/2018
Brief Title:	Authorize professional services agreement with Shows, Dearman & Waits, Inc. for the Waste Collection System Evaluation Report and Rehabilitation Plan for Priority Area 1 & 2.			**Final Action:**	02/06/2018
				Minute Book Number:	MB2018-25

Title:

Authorize Mayor to execute professional services agreement with Shows, Dearman & Waits, Inc. for the Sanitary Sewer Waste Collection System Evaluation Report and Rehabilitation Plan for Priority Area 1 & 2.

Notes:			
		Agenda Date:	02/06/2018
Indexes:		**Agenda Number:**	VI.-6
Sponsors:		**Enactment Date:**	
Attachments:	11257_Owner Engineer Agreement_SSRP, executed 11257_Owner Engineer Agreement_SSRP	**Enactment Number:**	
Contact:		**Meeting Date:**	02/06/2018
Drafter:	Sharon Waits	**Effective Date:**	

History of Legislative File

Version:	Acting Body:	Date:	Action:	Sent To:	Due Date:	Return Date:	Result:
1	City Council	02/06/2018	Authorize				Pass

Action Text: A MOTION was made by Council Member Delgado and seconded by Council Vice President Dryden to Authorize Mayor to execute professional services agreement with Shows, Dearman & Waits, Inc. for the Sanitary Sewer Waste Collection System Evaluation Report and Rehabilitation Plan for Priority Area 1 & 2.

There being no discussion, the Motion received the affirmative vote of the Council as follows:

Yeas: 5 - George, Delgado, Carroll, Dryden and Brown

Nays: 0

Yea: 5 Council Member George
Council Member Delgado
Council President Carroll
Council Vice President Dryden
Council Member Brown

Text of Legislative File 2018-198

Title

Authorize Mayor to execute professional services agreement with Shows, Dearman & Waits, Inc. for the Sanitary Sewer Waste Collection System Evaluation Report and Rehabilitation Plan for Priority Area 1 & 2.

Summary

Authorize Mayor to execute professional services agreement with Shows, Dearman & Waits, Inc. for the Waste Collection System Evaluation Report and Rehabilitation Plan for Priority Area 1 & 2.

Budget Information

Fund 75

This document has important legal consequences; consultation with an attorney is encouraged with respect to its use or modification. This document should be adapted to the particular circumstances of the contemplated Project and the controlling Laws and Regulations.

AGREEMENT
BETWEEN OWNER AND ENGINEER
FOR STUDY AND REPORT
PROFESSIONAL SERVICES

Prepared by

EJCDC
ENGINEERS JOINT CONTRACT DOCUMENTS COMMITTEE

Issued and Published Jointly by

ACEC
AMERICAN COUNCIL OF ENGINEERING COMPANIES

ASCE
AMERICAN SOCIETY OF CIVIL ENGINEERS

National Society of Professional Engineers®

Copyright © 2015:

National Society of Professional Engineers

1420 King Street, Alexandria, VA 22314-2794

(703) 684-2882

www.nspe.org

American Council of Engineering Companies

1015 15th Street N.W., Washington, DC 20005

(202) 347-7474

www.acec.org

American Society of Civil Engineers

1801 Alexander Bell Drive, Reston, VA 20191-4400

(800) 548-2723

www.asce.org

The copyright for this EJCDC document is owned jointly by the three sponsoring organizations listed above. The National Society of Professional Engineers is the Copyright Administrator for the EJCDC documents; please direct all inquiries regarding EJCDC copyrights to NSPE.

NOTE: EJCDC publications may be purchased at www.ejcdc.org, or from any of the sponsoring organizations above.

TABLE OF CONTENTS

Page

ARTICLE 1 – SERVICES OF ENGINEER 1
1.01 Scope 1

ARTICLE 2 – OWNER'S RESPONSIBILITIES 1
2.01 General 1

ARTICLE 3 – SCHEDULE FOR RENDERING SERVICES 3
3.01 Commencement 3
3.02 Time for Completion 3

ARTICLE 4 – INVOICES AND PAYMENTS 3
4.01 Invoices 3
4.02 Payments 3
4.03 Payment for Basic Services (Lump Sum Basis) and Additional Services 3

ARTICLE 5 – OPINIONS OF COST 4
5.01 Opinions of Probable Construction Cost 4
5.02 Opinions of Total Project Costs 4

ARTICLE 6 – GENERAL CONSIDERATIONS 4
6.01 Standards of Performance 4
6.02 Use of Documents 5
6.03 Electronic Transmittals 6
6.04 Insurance 6
6.05 Termination 6
6.06 Controlling Law 7
6.07 Successors, Assigns, and Beneficiaries 7
6.08 Dispute Resolution 8
6.09 Environmental Condition of Site 8
6.10 Shared Negligence 8
6.11 Limitation of Engineer's Liability 8
6.12 Records Retention 9
6.13 Miscellaneous Provisions 9

ARTICLE 7 – DEFINITIONS 9
7.01 Defined Terms 9

ARTICLE 8 – EXHIBITS AND SPECIAL PROVISIONS 12
8.01 Exhibits Included 12
8.02 Total Agreement 12
8.03 Designated Representatives 12
8.04 Engineer's Certifications 12

Copyright © 2015 National Society of Professional Engineers, American Council of Engineering Companies, and American Society of Civil Engineers. All rights reserved.

AGREEMENT
BETWEEN OWNER AND ENGINEER
FOR STUDY AND REPORT
PROFESSIONAL SERVICES

THIS IS AN AGREEMENT effective as of **December 5, 2017** ("Effective Date") between **The City of Hattiesburg**

("Owner") and **Shows, Dearman & Waits, Inc.** ("Engineer").

Owner's Project, of which Engineer's services under this Agreement are a part, is generally identified as follows: **Waste Collection System Evaluation Report and Rehabilitation Plan for Priority Area 1 & 2** ("Project").

Engineer's services under this Agreement are generally identified as follows: **See Appendix A** ("Study and Report Services").

Other terms used in this Agreement are defined in Article 7.

Owner and Engineer further agree as follows:

ARTICLE 1 – SERVICES OF ENGINEER

1.01 *Scope*

A. Engineer shall provide, or cause to be provided, the services set forth herein and in Exhibit A.

ARTICLE 2 – OWNER'S RESPONSIBILITIES

2.01 *General*

A. Owner shall pay Engineer as set forth in Article 4 and Appendix 1.

B. Owner shall provide Engineer with all criteria and full information as to Owner's requirements for the Study and Report Services, including but not limited to design objectives and constraints; space, capacity and performance requirements; flexibility and expandability goals; any anticipated funding sources; and budgetary limitations.

C. Owner shall furnish to Engineer all existing studies, reports, and other available information pertinent to the Engineer's performance of the Study and Report Services, including reports and data relative to previous designs, construction, or investigation at or adjacent to any Site under consideration.

D. Following Engineer's assessment of initially-available Project data and information, and receipt of Engineer's advice regarding the need (if any) for additional Project-related data and information, Owner shall either (1) authorize Engineer to undertake Additional Services necessary to obtain such additional Project-related data and information, or (2) obtain, furnish, or otherwise make available (if necessary through title searches, or retention of specialists or consultants) such additional Project-related data and information. Such additional data and information would generally include the following:

Property descriptions.

1. Zoning, deed, and other land use restrictions.

Copyright © 2015 National Society of Professional Engineers, American Council of Engineering Companies, and American Society of Civil Engineers. All rights reserved.

2. Utility information, reports, and mapping.

3. Property, boundary, easement, right-of-way, topographic, and other special surveys or data, including establishing relevant reference points.

4. Explorations and tests of subsurface conditions at or adjacent to a Site; geotechnical reports and investigations; drawings of physical conditions relating to existing surface or subsurface structures at a Site; hydrographic surveys, laboratory tests and inspections of samples, materials, and equipment; with appropriate professional interpretation of such information or data.

5. Environmental assessments, audits, investigations, and impact statements, and other relevant environmental, historical, or cultural studies relevant to the Project, the Site(s), and adjacent areas.

6. Data or consultations as required for the Project but not otherwise identified in this Agreement.

E. Owner shall advise Engineer of the identity and scope of services of any independent consultants retained by Owner to perform or furnish services pertinent to the Study and Report Services.

F. Owner shall arrange for safe access to and make all provisions for Engineer to enter upon public and private property as required for Engineer to perform services under the Agreement.

G. Owner shall inform Engineer in writing of any specific requirements of safety or security programs that are applicable to Engineer, as a visitor to any Site under study.

H. Owner shall examine all alternative solutions, studies, reports, sketches, Drawings, Specifications, proposals, and other documents presented by Engineer (including obtaining advice of an attorney, risk manager, insurance counselor, and other advisors or consultants as Owner deems appropriate with respect to such examination) and render in writing timely decisions pertaining thereto.

I. Owner shall inform Engineer regarding any need for assistance in evaluating the possible use of Project Strategies, Technologies, and Techniques, as defined in Exhibit A.

J. Owner shall advise Engineer as to whether Engineer's assistance is requested in identifying opportunities for enhancing the sustainability of the Project.

K. Recognizing and acknowledging that Engineer's services and expertise do not include the following services, Owner shall provide, as required for Engineer's performance of its Study and Report Services:

1. Accounting, bond and financial advisory (including, if applicable, "municipal advisor" services as described in Section 975 of the Dodd-Frank Wall Street Reform and Consumer Protection Act, 2010, and the municipal advisor registration rules issued by the Securities and Exchange Commission), independent cost estimating, and insurance counseling services.

2. Legal services with regard to issues pertaining to the Project as Owner requires, or Engineer reasonably requests.

L. Owner shall be responsible for all requirements and instructions that it furnished to Engineer pursuant to this Agreement, and for the accuracy and completeness of all programs, reports, data, and other information furnished by Owner to Engineer pursuant to this Agreement. Engineer may use and rely upon such requirements, programs, instructions, reports, data, and information in performing or furnishing services under this Agreement, subject to any express limitations or reservations applicable to the furnished items.

Copyright © 2015 National Society of Professional Engineers, American Council of Engineering Companies, and American Society of Civil Engineers. All rights reserved.

M. Owner shall give prompt written notice to Engineer whenever Owner observes or otherwise becomes aware of:

1. any development that affects the scope or time of performance of Engineer's services;
2. the presence of any Constituent of Concern at any Site; or
3. any relevant, material defect or nonconformance in Engineer's services or Owner's performance of its responsibilities under this Agreement.

ARTICLE 3 – SCHEDULE FOR RENDERING SERVICES

3.01 *Commencement*

A. Engineer is authorized to begin rendering services as of the Effective Date.

3.02 *Time for Completion*

A. Engineer shall complete its obligations within a reasonable time. Specific periods of time for rendering services or specific dates by which services are to be completed are provided in Exhibit A, and are hereby agreed to be reasonable.

B. If, through no fault of Engineer, such periods of time or dates are changed, or the orderly and continuous progress of Engineer's services is impaired, or Engineer's services are delayed or suspended, then the time for completion of Engineer's services, and the rates and amounts of Engineer's compensation, shall be adjusted equitably.

ARTICLE 4 – INVOICES AND PAYMENTS

4.01 *Invoices*

A. *Preparation and Submittal of Invoices:* Engineer shall prepare invoices in accordance with its standard invoicing practices and the terms of this Article and Appendix 1. Engineer shall submit its invoices to Owner on a monthly basis. Invoices are due and payable within 45 days of receipt.

4.02 *Payments*

A. *Application to Interest and Principal:* Payment will be credited first to any interest owed to Engineer and then to principal.

B. *Failure to Pay:* If Owner fails to make payments due Engineer for services and expenses within 45 days after receipt of Engineer's invoice, then:

1. amounts due Engineer will be increased at the rate of 1.5% per month (or the maximum rate of interest permitted by law, if less) from said forty-fifth day; and
2. Engineer may, after giving seven days written notice to Owner, suspend services under this Agreement until Owner has paid in full all amounts due for services, expenses, and other related charges. Owner waives any and all claims against Engineer for any such suspension.

C. *Disputed Invoices:* If Owner disputes an invoice, either as to amount or entitlement, then Owner shall promptly advise Engineer in writing of the specific basis for doing so, and the dispute dealt with as set out in Mississippi Code Ann. Section 31-7-305.

4.03 *Payment for Basic Services (Lump Sum Basis) and Additional Services*

A. Using the procedures set forth in this Article, Owner shall pay Engineer for Basic Services as follows:

Copyright © 2015 National Society of Professional Engineers, American Council of Engineering Companies, and American Society of Civil Engineers. All rights reserved.

1. A Lump Sum amount of **$359,820**.

2. In addition to the Lump Sum amount, reimbursement for the following expenses: **None**

B. The portion of the compensation amount billed monthly for Engineer's services will be based upon Engineer's estimate of the percentage of the Study and Report Services actually completed during the billing period.

C. For Additional Services, Owner shall pay Engineer an amount equal to the cumulative hours charged to providing the Additional Services by each class of Engineer's employees, times standard hourly rates for each applicable billing class; plus reimbursement of expenses incurred in connection with providing the Additional Services (including but not limited to expenses in the categories listed on the reimbursable expenses schedule in Appendix 1) and Engineer's Consultants' charges, if any.

D. Engineer's standard hourly rates and reimbursable expenses schedule are set forth in Appendix 1.

ARTICLE 5 – OPINIONS OF COST

5.01 *Opinions of Probable Construction Cost*

A. Engineer's opinions (if any) of probable Construction Cost are to be made on the basis of Engineer's experience, qualifications, and general familiarity with the construction industry. However, because of the limited and preliminary nature of the Study and Report Services, and because Engineer has no control over the cost of labor, materials, equipment, or services furnished by others, or over contractors' methods of determining prices, or over competitive bidding or market conditions, Engineer cannot and does not guarantee that proposals, bids, or actual Construction Cost will not vary from opinions of probable Construction Cost prepared by Engineer. If Owner requires greater assurance as to probable Construction Cost, then Owner agrees to obtain an independent cost estimate.

5.02 *Opinions of Total Project Costs*

A. The services, if any, of Engineer with respect to Total Project Costs shall be limited to assisting the Owner in tabulating the various categories that comprise Total Project Costs. Engineer assumes no responsibility for the accuracy of any opinions of Total Project Costs.

ARTICLE 6 – GENERAL CONSIDERATIONS

6.01 *Standards of Performance*

A. *Standard of Care:* The standard of care for all professional engineering and related services performed or furnished by Engineer under this Agreement will be the care and skill ordinarily used by members of the subject profession practicing under similar circumstances at the same time and in the same locality. Engineer makes no warranties, express or implied, under this Agreement or otherwise, in connection with any services performed or furnished by Engineer.

B. *Technical Accuracy:* Owner shall not be responsible for discovering deficiencies in the technical accuracy of Engineer's services. Engineer shall correct deficiencies in technical accuracy without additional compensation, unless such corrective action is directly attributable to deficiencies in Owner-furnished information.

Copyright © 2015 National Society of Professional Engineers, American Council of Engineering Companies, and American Society of Civil Engineers. All rights reserved.

C. *Consultants:* Engineer may retain such Consultants as Engineer deems necessary to assist in the performance or furnishing of the services, subject to reasonable, timely, and substantive objections by Owner.

D. *Reliance on Others:* Subject to the standard of care set forth in Paragraph 6.01.A, Engineer and its Consultants may use or rely upon design elements and information ordinarily or customarily furnished by others, including, but not limited to, specialty contractors, manufacturers, suppliers, and the publishers of technical standards.

E. Engineer shall not be required to sign any document, no matter by whom requested, that would result in the Engineer having to certify, guarantee, or warrant the existence of conditions whose existence the Engineer cannot ascertain. Owner agrees not to make resolution of any dispute with the Engineer or payment of any amount due to the Engineer in any way contingent upon the Engineer signing any such document.

F. Engineer shall not have any construction-related duties under this Agreement. Engineer shall not at any time supervise, direct, control, or have authority over any Constructor's work, nor shall Engineer have authority over or be responsible for the means, methods, techniques, sequences, or procedures of construction selected or used by any Constructor, or the safety precautions and programs incident thereto, for security or safety at any Site, nor for any failure of a Constructor to comply with Laws and Regulations applicable to that Constructor's furnishing and performing of its work. Engineer shall not be responsible for the acts or omissions of any Constructor.

G. Engineer is not required to provide and does not have any responsibility for surety bonding or insurance-related advice, recommendations, counseling, or research, or enforcement of construction insurance or surety bonding requirements.

H. Engineer's services do not include providing legal advice or representation.

I. Engineer's services do not include (1) serving as a "municipal advisor" for purposes of the registration requirements of Section 975 of the Dodd-Frank Wall Street Reform and Consumer Protection Act (2010) or the municipal advisor registration rules issued by the Securities and Exchange Commission, or (2) advising Owner, or any municipal entity or other person or entity, regarding municipal financial products or the issuance of municipal securities, including advice with respect to the structure, timing, terms, or other similar matters concerning such products or issuances.

6.02 *Use of Documents*

A. All Documents are instruments of service, and Engineer shall retain an ownership and property interest therein (including the copyright and the right of reuse at the discretion of the Engineer) whether or not the Study and Report Services or the Project is completed.

B. Owner may make and retain copies of Documents solely for Owner's information and reference in connection with the specific subject matter of the Documents, subject to receipt by Engineer of full payment for all services relating to preparation of the Documents, and subject to the following limitations: (1) Owner acknowledges that such Documents are not intended or represented to be suitable for use by Owner unless completed by Engineer; (2) if Engineer has completed a Report under this Agreement, and received full payment for such Report, then the Owner may furnish copies of the completed Report to Owner's consultants and design professionals for their reference in proceeding with design or similar services, provided that the Owner informs such consultants and design professionals of Engineer's ownership interests in the Report, and includes with the Report all Engineer's written statements regarding the purpose, scope, use, and limitations of the Report; (3) the Documents are not design or construction documents, (4) no

Copyright © 2015 National Society of Professional Engineers, American Council of Engineering Companies, and American Society of Civil Engineers. All rights reserved.

Document shall be altered, modified, or reused by Owner or any third party for any purpose except with Engineer's express written consent; (5) any use, reuse, alteration, or modification of the Documents, except as authorized in this Agreement or by Engineer's written consent, will be at Owner's sole risk and without liability or legal exposure to Engineer or to its officers, directors, members, partners, agents, employees, and Consultants; (6) nothing in this paragraph shall create any rights in third parties.

6.03 *Electronic Transmittals*

A. Owner and Engineer may transmit, and shall accept, Project-related correspondence, Documents, text, data, drawings, information, and graphics, in electronic media or digital format, either directly, or through access to a secure Project website, in accordance with a mutually agreeable protocol.

B. If this Agreement does not establish protocols for electronic or digital transmittals, then Owner and Engineer shall jointly develop such protocols.

C. When transmitting items in electronic media or digital format, the transmitting party makes no representations as to long term compatibility, usability, or readability of the items resulting from the recipient's use of software application packages, operating systems, or computer hardware differing from those used in the drafting or transmittal of the items, or from those established in applicable transmittal protocols.

6.04 *Insurance*

A. Engineer will maintain insurance coverage for Workers' Compensation, General Liability, Professional Liability, and Automobile Liability and will provide certificates of insurance to Owner upon request.

6.05 *Termination*

A. *Termination:* The obligation to provide further services under this Agreement may be terminated:

1. For cause,

a. By either party upon 30 days written notice in the event of substantial failure by the other party to perform in accordance with the Agreement's terms through no fault of the terminating party.

b. By Engineer:

1) upon seven days written notice if Owner demands that Engineer furnish or perform services contrary to Engineer's responsibilities as a licensed professional; or

2) upon seven days written notice if the Engineer's services are delayed for more than 90 days for reasons beyond Engineer's control.

c. Engineer shall have no liability to Owner on account of a termination for cause by Engineer.

2. Notwithstanding the foregoing, this Agreement will not terminate as a result of a substantial failure under Paragraph 6.05.A.1.a or 6.05.A.1.b.1 if the party receiving such notice begins, within seven days of receipt of such notice, to correct its substantial failure to perform and proceeds diligently to cure such failure within no more than 30 days of receipt of notice; provided, however, that if and to the extent such substantial failure cannot be reasonably

Copyright © 2015 National Society of Professional Engineers, American Council of Engineering Companies, and American Society of Civil Engineers. All rights reserved.

cured within such 30 day period, and if such party has diligently attempted to cure the same and thereafter continues diligently to cure the same, then the cure period provided for herein shall extend up to, but in no case more than, 60 days after the date of receipt of the notice.

B. *Termination for Convenience:* Owner may terminate the Agreement for Owner's convenience effective upon the Engineer's receipt of written notice from Owner.

C. The terminating party under Paragraphs 6.05.A or 6.05.B may set the effective date of termination at a time up to 30 days later than otherwise provided to allow Engineer to complete tasks whose value would otherwise be lost, to prepare notes as to the status of completed and uncompleted tasks, and to assemble Project materials in orderly files.

D. In the event of any termination under Paragraph 6.05, Engineer will be entitled to invoice Owner and to receive full payment for all services performed or furnished in accordance with this Agreement and all reimbursable expenses incurred through the effective date of termination.

E. In the event of termination by Owner for convenience, or by Engineer for cause, Engineer shall be entitled, in addition to invoicing for those items identified in Paragraph 6.05.D, to invoice Owner and receive payment of a reasonable amount for services and expenses directly attributable to termination, both before and after the effective date of termination, such as reassignment of personnel, costs of terminating contracts with Engineer's Consultants, and other related close-out costs, using methods and rates for Additional Services as set forth in Article 4 and Appendix 1.

6.06 *Controlling Law*

A. This Agreement is to be governed by the law of the state in which the subject matter of the Study and Report Services is located.

6.07 *Successors, Assigns, and Beneficiaries*

A. Engineer is hereby bound and the successors, executors, administrators, and legal representatives of Engineer (and to the extent permitted by Paragraph 6.07.B the assigns of Engineer) are hereby bound to the other party to this Agreement and to the successors, executors, administrators and legal representatives (and said assigns) of such other party, in respect of all covenants, agreements, and obligations of this Agreement.

B. Neither Owner nor Engineer may assign, sublet, or transfer any rights under or interest (including, but without limitation, moneys that are due or may become due) in this Agreement without the written consent of the other, except to the extent that any assignment, subletting, or transfer is mandated or restricted by law. Unless specifically stated to the contrary in any written consent to an assignment, no assignment will release or discharge the assignor from any duty or responsibility under this Agreement.

C. Unless expressly provided otherwise in this Agreement:

1. Nothing in this Agreement shall be construed to create, impose, or give rise to any duty owed by Owner or Engineer to any Constructor, or other third-party individual or entity, or to any surety for or employee of any of them.

2. All duties and responsibilities undertaken pursuant to this Agreement will be for the sole and exclusive benefit of Owner and Engineer and not for the benefit of any other party. Any and all Documents prepared by Engineer, including but not limited to the Report to be prepared pursuant to Exhibit A, are prepared solely for the use and benefit of Owner, unless expressly agreed otherwise by Engineer.

Copyright © 2015 National Society of Professional Engineers, American Council of Engineering Companies, and American Society of Civil Engineers. All rights reserved.

6.08 *Dispute Resolution*

A. Owner and Engineer agree to negotiate each dispute between them in good faith during the 30 days after notice of dispute. If negotiations are unsuccessful in resolving the dispute, then the parties may exercise their rights at law.

6.09 *Environmental Condition of Site*

A. Owner represents to Engineer that as of the Effective Date to the best of Owner's knowledge no Constituents of Concern, other than those disclosed in writing to Engineer, exist at or adjacent to any Site under study.

B. If Engineer encounters or learns of an undisclosed Constituent of Concern at any Site under study, then Engineer shall notify (1) Owner and (2) appropriate governmental officials if Engineer reasonably concludes that doing so is required by applicable Laws or Regulations.

C. It is acknowledged by both parties that Engineer's scope of services does not include any services related to unknown or undisclosed Constituents of Concern. If Engineer or any other party encounters, uncovers, or reveals an undisclosed Constituent of Concern, then Owner shall promptly determine whether to retain a qualified expert to evaluate such condition or take any necessary corrective action, or provide notice to the owner of the Site.

D. If investigative or remedial action, or other professional services, are necessary with respect to undisclosed Constituents of Concern, or if investigative or remedial action beyond that reasonably contemplated is needed to address a disclosed or known Constituent of Concern, then Engineer may, at its option and without liability for consequential or any other damages, suspend performance of services on the portion of the Project affected thereby until such portion of the Project is no longer affected.

E. If the presence at any Site of undisclosed Constituents of Concern adversely affects the performance of Engineer's services under this Agreement, then the Engineer shall have the option of (1) accepting an equitable adjustment in its compensation or in the time of completion, or both; or (2) terminating this Agreement for cause on seven days notice.

F. Owner acknowledges that Engineer is performing professional services for Owner and that Engineer is not and shall not be required to become an "owner" "arranger," "operator," "generator," or "transporter" of hazardous substances, as defined in the Comprehensive Environmental Response, Compensation, and Liability Act (CERCLA), as amended, which are or may be encountered at or near any Site under study in connection with the Study and Report Services.

6.10 *Shared Negligence*

A. *Percentage Share of Negligence:* To the fullest extent permitted by Laws and Regulations, a party's total liability to the other party and anyone claiming by, through, or under the other party for any cost, loss, or damages caused in part by the negligence of the party and in part by the negligence of the other party or any other negligent entity or individual, shall not exceed the percentage share that the party's negligence bears to the total negligence of Owner, Engineer, and all other negligent entities and individuals.

6.11 *Limitation of Engineer's Liability*

A. To the fullest extent permitted by law, the total liability, in the aggregate, of Engineer and Engineer's officers, directors, partners, members, employees, agents, and Consultants, or any of them, to Owner and anyone claiming by, through, or under Owner, for any and all injuries, losses,

Copyright © 2015 National Society of Professional Engineers, American Council of Engineering Companies, and American Society of Civil Engineers. All rights reserved.

damages and expenses whatsoever arising out of, resulting from, or in any way related to the Study and Report Services this Agreement, or the Project from any cause or causes including but not limited to the negligence, professional errors or omissions, strict liability, or breach of contract or warranty, express or implied, of Engineer or Engineer's officers, directors, partners, members, employees, agents, or Consultants, or any of them, shall not exceed the total amount of $100,000 or the total compensation paid to Engineer under this Agreement, whichever is greater.

6.12 *Records Retention*

A. Engineer shall maintain on file in legible form, for a period of five years following completion or termination of its services, all Documents, records (including cost records), and design calculations related to Engineer's services or pertinent to Engineer's performance under this Agreement. Upon Owner's request, Engineer shall provide a copy of any such item to Owner at cost.

6.13 *Miscellaneous Provisions*

A. *Notices:* Any notice required under this Agreement will be in writing, addressed to the appropriate party at its address on the signature page and given personally, by registered or certified mail postage prepaid, or by a commercial courier service. All notices shall be effective upon the date of receipt.

B. *Survival:* All express representations, waivers, and limitations of liability included in this Agreement will survive its completion or termination for any reason.

C. *Severability:* Any provision or part of the Agreement held to be void or unenforceable under any Laws or Regulations shall be deemed stricken, and all remaining provisions shall continue to be valid and binding upon Owner and Engineer, which agree that the Agreement shall be reformed to replace such stricken provision or part thereof with a valid and enforceable provision that comes as close as possible to expressing the intention of the stricken provision.

D. *Waiver:* A party's non-enforcement of any provision shall not constitute a waiver of that provision, nor shall it affect the enforceability of that provision or of the remainder of this Agreement.

E. *Accrual of Claims:* To the fullest extent permitted by Laws and Regulations, all causes of action arising under this Agreement shall be deemed to have accrued, and all statutory periods of limitation shall commence, no later than the date of completion of the Study and Report Services.

ARTICLE 7 – DEFINITIONS

7.01 *Defined Terms*

A. Wherever used in this Agreement (including the Exhibits and Appendix) terms (including the singular and plural forms) printed with initial capital letters have the meanings indicated in the text above, in the exhibits, or in the following provisions:

1. *Additional Services*—The services to be performed for or furnished to Owner by Engineer in accordance with Part 2 of Exhibit A of this Agreement.

2. *Agreement*—This written contract for study and report professional services between Owner and Engineer, including all exhibits identified in Paragraph 8.01 and any duly executed amendments.

3. *Basic Services*—The services to be performed for or furnished to Owner by Engineer in accordance with Part 1 of Exhibit A of this Agreement.

4. *Capacity Assessment* - engineering analyses of the WCTS capacity derived from, but not limited to, flow monitoring data, remote monitoring equipment installed in the WCTS to

Copyright © 2015 National Society of Professional Engineers, American Council of Engineering Companies, and American Society of Civil Engineers. All rights reserved.

monitor sewer pipe surcharge, and other investigative results where applicable. This assessment shall identify those portions of the WCTS that are expected to cause or contribute to SSOs under existing and projected average and peak flows in dry and wet weather, and the degree to which those portions of the WCTS experience or cause SSOs under current or projected future conditions.

5. *Constituent of Concern*—Asbestos, petroleum, radioactive material, polychlorinated biphenyls (PCBs), hazardous waste, and any substance, product, waste, or other material of any nature whatsoever that is or becomes listed, regulated, or addressed pursuant to (a) the Comprehensive Environmental Response, Compensation and Liability Act, 42 U.S.C. §§9601 et seq. ("CERCLA"); (b) the Hazardous Materials Transportation Act, 49 U.S.C. §§5101 et seq.; (c) the Resource Conservation and Recovery Act, 42 U.S.C. §§6901 et seq. ("RCRA"); (d) the Toxic Substances Control Act, 15 U.S.C. §§2601 et seq.; (e) the Clean Water Act, 33 U.S.C. §§1251 et seq.; (f) the Clean Air Act, 42 U.S.C. §§7401 et seq.; or (g) any other federal, State, or local statute, law, rule, regulation, ordinance, resolution, code, order, or decree regulating, relating to, or imposing liability or standards of conduct concerning, any hazardous, toxic, or dangerous waste, substance, or material.

6. *Construction Cost*—The cost to Owner of the construction of a recommended solution presented in the Report furnished by Engineer under Exhibit A, or of a specific portion of the Project for which Engineer has agreed to provide opinions of cost. Construction Cost includes the cost of construction labor, services, materials, equipment, insurance, and bonding, and allows for contingencies. Construction Cost does not include costs of services of Engineer or other design professionals and consultants; cost of land or rights-of-way, or compensation for damages to property; Owner's costs for legal, accounting, insurance counseling, or auditing services; interest or financing charges incurred in connection with the Project; or the cost of other services to be provided by others to Owner. Construction Cost is one of the items comprising Total Project Costs.

7. *Constructor*—Any person or entity (not including the Engineer, its employees, agents, representatives, and consultants), performing or supporting construction activities relating to the Project, including but not limited to contractors, subcontractors, suppliers, Owner's work forces, utility companies, construction managers, testing firms, shippers, and truckers, and the employees, agents, and representatives of any or all of them.

8. *Consultants*—Individuals or entities having a contract with Engineer to furnish services with respect to this Agreement as Engineer's independent professional associates and consultants; subcontractors; or vendors.

9. *Documents*—Data, studies, reports (including the Report referred to in Exhibit A), and other deliverables, whether in printed or electronic format, provided or furnished by Engineer to Owner pursuant to this Agreement.

10. *Effective Date*—The date indicated in this Agreement on which it becomes effective, but if no such date is indicated, the date on which this Agreement is signed and delivered by the last of the parties to sign and deliver.

11. *Engineer*—The individual or entity named as such in this Agreement.

12. *Gravity Sewer Line or Gravity Sewer* - any pipe which is owned and operated by the City that receives, contains and conveys wastewater not normally under pressure, but is intended to flow unassisted under the influence of gravity.

Copyright © 2015 National Society of Professional Engineers, American Council of Engineering Companies, and American Society of Civil Engineers. All rights reserved.

13. *Infiltration* - Water other than wastewater that enters the WCTS (including sewer service connections and foundation drains) from the ground through such means as defective pipes, pipe joints, connections, or manholes.

14. *Inflow* - Water other than wastewater that enters the WCTS (including sewer service connections) from sources such as, but not limited to, roof leaders, cellar drains, yard drains, area drains, drains from springs and swampy areas, manhole covers, cross connections between storm sewers and sanitary sewers, catch basins, cooling towers, storm waters, surface runoff, street wash waters, or drainage.

15. *I/I* - The total quantity of water from Infiltration, Inflow, and rainfall dependent Infiltration and Inflow without distinguishing the source.

16. *Laws and Regulations; Laws or Regulations*—Any and all applicable laws, statutes, rules, regulations, ordinances, codes, and orders of any and all governmental bodies, agencies, authorities, and courts having jurisdiction.

17. *Major Gravity Line* - Any of the following:

    a. all Gravity Sewer Lines that are twelve (12) inches in diameter or larger;

    b. all Gravity Sewer Lines that convey wastewater from one pumping station service area to another pumping station service area; and

    c. all Gravity Sewer Lines that have caused or contributed, or that the City knows will likely cause or contribute to capacity-related SSOs.

18. *Owner*—The individual or entity with which Engineer has entered into this Agreement and for which Engineer's services are to be performed.

19. *Project*—The total undertaking to be accomplished for Owner by engineers, contractors, and others, including planning, study, design, construction, testing, commissioning, and start-up, and of which the Study and Report Services to be performed or furnished by Engineer under this Agreement are a part.

20. *Priority Area* – Those certain Sewersheds within the WCTS that have been prioritized by the City for sewer assessment and rehabilitation planning as part or this contract and are more particularly defined in Exhibit B, Priority Area Maps.

21. *Pump Station* - Facilities which are owned or operated by the City comprised of pumps which lift wastewater to a higher hydraulic elevation, including all related electrical, mechanical, and structural systems necessary to the operation of that pump station.

22. *Sanitary Sewer Overflow (SSO)* - Any discharge of wastewater to waters of the United States or the State from the City's Sewer System through a point source not specified in any NPDES permit, as well as any overflow, spill, or release of wastewater to public or private property from the Sewer System that may not have reached waters of the United States or the State, including all Building Backups.

23. *Sewershed* - The subdivisions of the City's WCTS containing sewers that are primarily hydraulically linked.

24. *Site*—One or more lands or areas that Engineer studies as the location or possible location of the Project.

25. *Total Project Costs*—The total cost of planning, studying, designing, constructing, testing, commissioning, and start-up of the Project, including Construction Cost and all other Project

Copyright © 2015 National Society of Professional Engineers, American Council of Engineering Companies, and American Society of Civil Engineers. All rights reserved.

labor, services, materials, equipment, insurance, and bonding costs, allowances for contingencies, and the total costs of services of Engineer and other design professionals and consultants, together with such other Project-related costs that Owner furnishes to Engineer for inclusion, including but not limited to cost of land, rights-of-way, compensation for damages to property, Owner's costs for legal, accounting, insurance counseling, and auditing services, interest and financing charges incurred in connection with the Project, and the cost of other services to be provided by others to Owner.

26. *Wastewater Collection and Transmission System (WCTS)* - The municipal wastewater collection, retention and transmission system, including all pipes, Force Mains, Gravity Sewer Lines, Pump Stations, pumps, manholes, and appurtenances thereto, which are owned or operated by the City

27. *Wastewater Treatment Plants (WWTPs)* - Devices or systems used in the storage, treatment, recycling, and reclamation of municipal wastewater. For purposes of this Consent Decree, this definition shall include all facilities owned, managed, operated, and maintained by the City, including but not limited to the South Lagoon and the North Lagoon, and all components of such sewage treatment plants.

ARTICLE 8 – EXHIBITS AND SPECIAL PROVISIONS

8.01 *Exhibits Included*

A. Exhibit A, Engineer's Services.

B. Appendix 1, Standard Hourly Rates and Reimbursable Expenses

C. The following additional exhibits: Exhibit B, Priority Area Maps

8.02 *Total Agreement*

A. This Agreement, (together with the exhibits included above) constitutes the entire agreement between Owner and Engineer and supersedes all prior written or oral understandings. This Agreement may only be amended, supplemented, modified, or canceled by a written instrument duly executed by both parties.

8.03 *Designated Representatives*

A. With the execution of this Agreement, Engineer and Owner shall designate specific individuals to act as Engineer's and Owner's representatives with respect to the Agreement. Such an individual shall have authority to transmit instructions, receive information, and render decisions relative to the Agreement on behalf of the respective party that the individual represents.

8.04 *Engineer's Certifications*

A. Engineer certifies that it has not engaged in corrupt, fraudulent, or coercive practices in competing for or in executing the Agreement. For the purposes of this Paragraph 8.04:

1. "corrupt practice" means the offering, giving, receiving, or soliciting of any thing of value likely to influence the action of a public official in the selection process or in the Agreement execution;

2. "fraudulent practice" means an intentional misrepresentation of facts made (a) to influence the selection process or the execution of the Agreement to the detriment of Owner, or (b) to deprive Owner of the benefits of free and open competition;

Copyright © 2015 National Society of Professional Engineers, American Council of Engineering Companies, and American Society of Civil Engineers. All rights reserved.

3. "coercive practice" means harming or threatening to harm, directly or indirectly, persons or their property to influence their participation in the selection process or affect the execution of the Agreement.

Copyright © 2015 National Society of Professional Engineers, American Council of Engineering Companies, and American Society of Civil Engineers. All rights reserved.

IN WITNESS WHEREOF, the parties hereto have executed this Agreement, the Effective Date of which is indicated on page 1.

Owner: City of Hattiesburg

By:
Print name: Honorable Toby Barker
Title: Mayor
Date Signed:

Engineer: Shows, Dearman and Waits, Inc.

By:
Print name: Shea E. McNease, P.E.
Title: President
Date Signed:

Engineer License or Firm's Certificate No. (if required):
E-4
State of: Mississippi

Address for Owner's receipt of notices:
P.O. Box 1898
Hattiesburg, MS 39401

Designated Representative (Paragraph 8.03.A):
Lamar Rutland, P.E.
Title: Director of Engineering
Phone Number: 601-545-4540
E-Mail Address: lrutland@hattiesburgms.com

Address for Engineer's receipt of notices:
301 Second Avenue
Hattiesburg, MS 39401

Designated Representative (Paragraph 8.03.A):
John T. Weeks, P.E.
Title: Vice-President
Phone Number: 601-544-1821
E-Mail Address: john@sd-w.com

Copyright © 2015 National Society of Professional Engineers, American Council of Engineering Companies, and American Society of Civil Engineers. All rights reserved.

This is **EXHIBIT A**, Engineer's Services, referred to in and part of the Agreement between Owner and Engineer for Study and Report Professional Services dated January 12, 2018.

Engineer's Services

Article 1 of the Agreement is supplemented to include the following agreement of the parties:

Engineer shall provide Basic Services and Additional Services as set forth below.

PART 1 – BASIC SERVICES

A1.01 *Study and Report Services*

A. Priority Area Evaluation Report – the Priority Area Evaluation Report shall consist of the Engineer completing the following scope of work:

1. A thorough analysis of historical and current flow monitoring, inspection, rainfall and other data, including data collected during the evaluation of the Priority Area;

2. Identification of areas with Excessive I/I, such that these conditions are causing and/or contributing to SSOs and/or Prohibited Bypasses at a WWTP;

3. Identification of sources of I/I within the Priority Area, if identifiable, by manhole/line segment, street address, type (Infiltration or Inflow), source (e.g., "wall leakage"), and estimated flow from the source;

4. Identification of cross-connections between the WCTS and the Owner's municipal separate storm sewer system;

5. Identification and quantification of SSOs, including all potential SSOs identified pursuant to implementation of the SSER Work Plan;

6. Identification of portions of the WCTS within the Priority Area in which physical degradation is causing or contributing to SSOs;

7. Results of average and peak daily dry and wet weather flow measurements;

8. A determination of maximum Infiltration rate during periods of high ground water (in gpd/inch diameter-mile);

9. A determination of maximum hourly Inflow rate during wet weather for various storm durations and intensities (in gpd/inch diameter-mile);

10. A determination of peaking factors for the Priority Area (the ratio of measured peak flow to average dry weather flow as measured through the duration of the evaluation);

11. A summary of flow monitoring activities, to include, at a minimum, a map showing the location and type of each flow meter, problems encountered and deviations from the SSER Work Plan, and

Copyright © 2015 National Society of Professional Engineers, American Council of Engineering Companies, and American Society of Civil Engineers. All rights reserved.

a description of flow monitor calibration activities, including any scatter graphs and calibration and verification graphs;

12. A summary of field investigative activities performed to include, at a minimum: type of activity; number of activities performed (e.g., "100 out of 500 manholes inspected"), observations made under each activity (inspection procedure), and summaries of the results;

13. A summary of the structural defects identified in the WCTS in the Priority Area to include, at a minimum: number of each type of defect by line segment, manhole number or street address, and estimates of peak flow or impact on WCTS capacity (as appropriate) from defects in each line segment, based on a consistently applied set of stated criteria as set forth in the SSER Work Plan;

14. A summary of the technical approach utilized in carrying out the capacity assessment analyses outlined above;

15. A detailed description of any deviations from the capacity assessment outlined above, including a discussion of the reasons for such deviation;

16. Identification of all portions of the WCTS within the Priority Area with insufficient capacity to convey peak flows without experiencing surcharge sufficient to cause a SSO under either projected peak flows or projected average conditions or both;

17. A description of future projected flows;

18. Information on the predicted (e.g. Manning equation) and actual peak flow capacity of all Major Gravity Lines (by segment), all force mains, siphons, and Pump Stations;

19. Summaries of the number and footage of sewer segments surcharged, and the number of structures at which a SSO might be expected to occur under each condition investigated;

20. Mapping for each condition investigated, illustrating each pipe segment operating in surcharge, and each manhole or structure at which a SSO might be expected to occur;

21. Information regarding any Pump Station evaluations;

22. The results of the capacity assessment as required above; and

23. A summary of any capital projects implemented since commencement of the SSER Work Plan.

B. Priority Area Rehabilitation Plan - the Priority Area Rehabilitation Plan shall consist of the Engineer completing the following scope of work:

1. Identification of specific measures and schedules that, when implemented, will result in adequate capacity in the WCTS within the Priority Area to collect, convey and treat anticipated peak flows, without SSOs or prohibited bypasses at a WWTP;

2. Identification of the degree to which sources of excessive I/I shall be removed, and the degree to which excessive I/I removal is expected to alleviate capacity constraints, and propose specific remedial measures and schedules that will address those capacity limitations not expected to be

Copyright © 2015 National Society of Professional Engineers, American Council of Engineering Companies, and American Society of Civil Engineers. All rights reserved.

addressed by excessive I/I removal (anticipated I/I removal rates used in the development of the Rehabilitation Plan shall reflect current industry practice);

3. Identification of specific remedial measures and schedules to address capacity limitations that may also include increases in Pump Station and sewer line capacity, construction of storage or equalization basin facilities, or increases in WWTP capacity;

4. Identification of measures and schedules necessary to eliminate cross-connections between the WCTS and the Owner's municipal separate storm sewer system;

5. Identification of measures and schedules necessary to eliminate SSOs caused by physical degradation of sewers, inadequate Pump Station capacities, or inadequate Pump Station reliability;

6. Prioritized schedules for remedial measures based upon likely relative human health and environmental impact risks, SSO frequencies, and SSO volumes;

7. A description of the methodology used to apply the prioritization factors;

8. Estimated capital, operations and maintenance, and present value costs for each identified remedial measure in consistent, year-specific dollars;

9. Identification of the dates for preliminary design, complete design, complete permitting, contract award, construction commencement, and construction completion dates for each measure proposed.

A1.02 *Times for Rendering Services*

A. Furnish 3 review copies and one PDF copy of the Report and any other Study and Report Services deliverables to Owner within 360 calendar days of the Effective Date and review it with Owner. Within 75 calendar days of receipt, Owner shall submit to Engineer any comments regarding the Report and any other deliverables.

B. Revise the Report and any other Study and Report Phase deliverables in response to Owner's comments, as appropriate, and furnish 3 copies and one PDF copy of the revised Report and any other Study and Report Services deliverables to the Owner within 75 calendar days of receipt of Owner's comments.

C. Engineer's Study and Report Services will be considered complete on the date when Engineer has delivered to Owner the revised Report and any other Study and Report Phase deliverables.

PART 2 – ADDITIONAL SERVICES

A2.01 *Additional Services Requiring Owner's Written Authorization*

A. If authorized in writing by Owner, Engineer shall furnish or obtain from others Additional Services of the types listed below.

1. Preparation of applications and supporting documents for private or governmental grants, loans, or advances in connection with the Project.

Copyright © 2015 National Society of Professional Engineers, American Council of Engineering Companies, and American Society of Civil Engineers. All rights reserved.

2. Preparation of environmental assessments and impact statements; and assistance in obtaining approvals of authorities having jurisdiction over the anticipated environmental impact of the Project.

3. Services to make measured drawings of existing conditions or facilities, to conduct tests or investigations of existing conditions or facilities, or to verify the accuracy of drawings or other information furnished by Owner or others.

4. Provide necessary field surveys and topographic and utility mapping to be used for design purposes. Comply with the scope of work and procedure for the identification and mapping of existing utilities selected and authorized by Owner pursuant to advice from Engineer based on ASCE 38, "Standard Guideline for the Collection and Depiction of Existing Subsurface Utility Data," as set forth in Paragraph A1.01.A.14 above. If no such scope of work and procedure for utility mapping has been selected and authorized, then at a minimum the utility mapping will include Engineer contacting utility owners and obtaining available information.

5. Services resulting from significant changes in the scope, extent, or character of the Project including, but not limited to, changes in size, complexity, Owner's schedule, character of construction, or method of financing; and revising the Report or other deliverables when such revisions are required by changes in Laws and Regulations enacted subsequent to the Effective Date or are due to any other causes beyond Engineer's control.

6. Services resulting from Owner's request to evaluate additional potential solutions beyond those identified in Paragraph A1.01.A.1.

7. Services required as a result of Owner providing incomplete or incorrect information to Engineer.

8. Providing renderings or models for Owner's use, including services in support of building information modeling or civil integrated management.

9. Undertaking investigations and studies including, but not limited to:

    a. detailed consideration of operations, maintenance, and overhead expenses;

    b. the preparation of feasibility studies (such as those that include projections of output capacity, utility project rates, project market demand, or project revenues) and cash flow analyses, provided that such services are based on the engineering and technical aspects of the Project, and do not include rendering advice regarding municipal financial products or the issuance of municipal securities;

    c. preparation of appraisals;

    d. evaluating processes available for licensing, and assisting Owner in obtaining process licensing;

    e. detailed quantity surveys of materials, equipment, and labor; and

    f. audits or inventories required in connection with construction performed or furnished by Owner.

Copyright © 2015 National Society of Professional Engineers, American Council of Engineering Companies, and American Society of Civil Engineers. All rights reserved.

10. Providing assistance in responding to or investigating the presence of any Constituent of Concern at any Site, in compliance with current Laws and Regulations.

11. Services during out-of-town travel required of Engineer, other than for visits to the Site or Owner's office as required in Basic Services (Part 1 of Exhibit A).

12. Preparing for, coordinating with, participating in and responding to structured independent review processes, including, but not limited to, construction management, cost estimating, project peer review, value engineering, and constructibility review requested by Owner; and performing or furnishing services required to revise studies, reports, or other documents as a result of such review processes.

13. Preparing to serve or serving as a consultant or witness for Owner in any litigation, arbitration, lien or bond claim, or other legal or administrative proceeding involving the Project.

14. Other services performed or furnished by Engineer not otherwise provided for in this Agreement.

Copyright © 2015 National Society of Professional Engineers, American Council of Engineering Companies, and American Society of Civil Engineers. All rights reserved.

Priority Area Map
Exhibit B

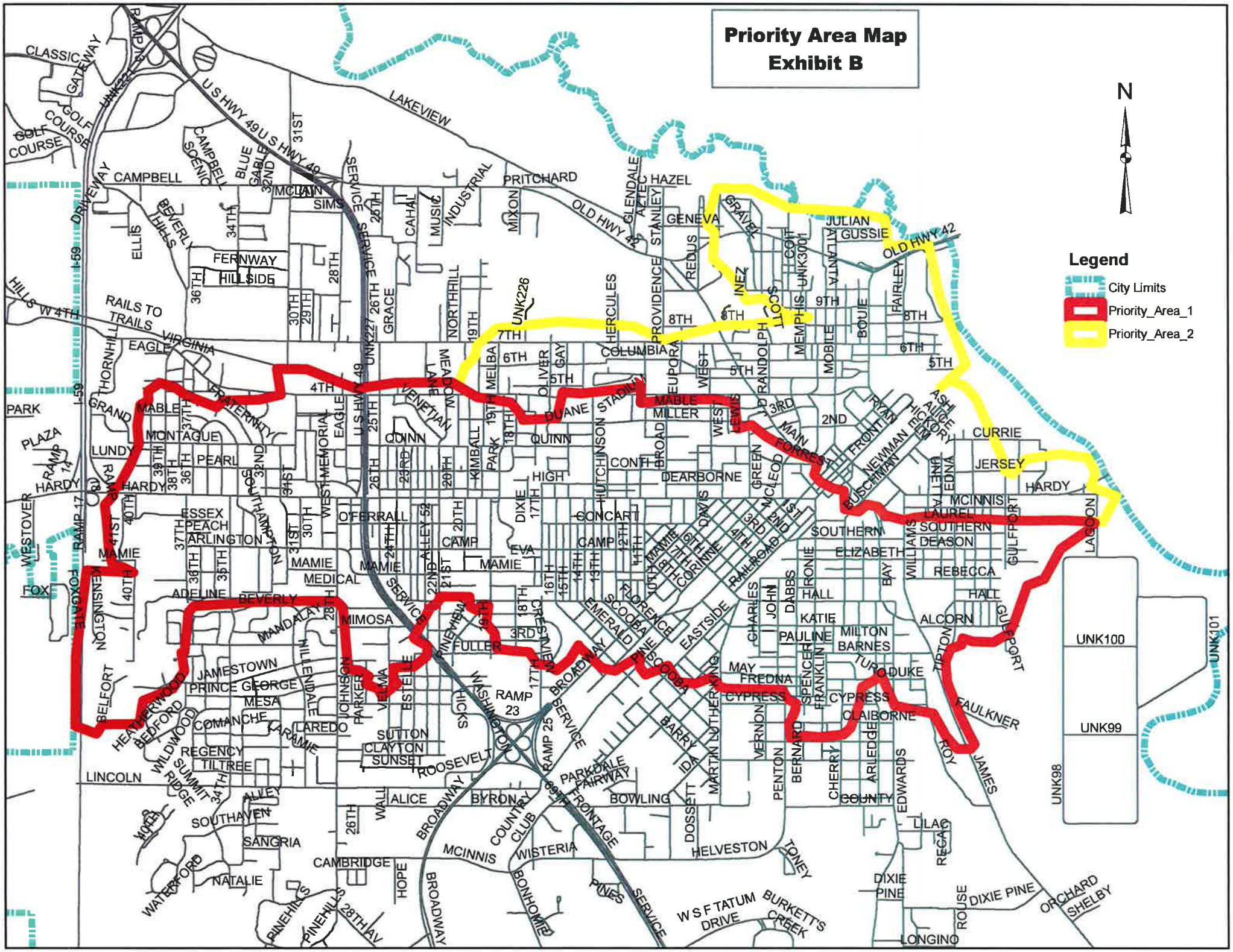

This is **Appendix 1**, Standard Hourly Rates and Reimbursable Expenses, referred to in and part of the Agreement Between Owner and Engineer for Study and Report Professional Services dated January 12, 2018.

Part One: Standard Hourly Rates Schedule

A. *Standard Hourly Rates:*

1. Standard Hourly Rates are set forth in this Appendix 1 and include salaries and wages paid to personnel in each billing class plus the cost of customary and statutory benefits, general and administrative overhead, non-project operating costs, and operating margin or profit.

2. The Standard Hourly Rates apply only as specified in Article 4 of the Agreement, and are subject to annual review and adjustment.

B. *Schedule:*

Hourly rates for services performed on or after the Effective Date are:

Senior Engineer	**$175/hour**
Project Engineer	**$150/hour**
Junior Engineer	**$125/hour**
Engineering Intern	**$105/hour**
Graduate Engineer	**$105/hour**
Senior AutoCad Technician	**$105/hour**
AutoCad Technician	**$90/hour**
Senior Resident Project Representative	**$95/hour**
Resident Project Representative	**$85/hour**
Field Crew	**$175/hour**
Administrative	**$45/hour**

Part Two: Reimbursable Expenses Factors

1. Engineer shall be entitled to reimbursement of expenses under Parts Two and Three only as specified in Article 4 of the Agreement.

2. Owner shall reimburse Engineer for the expenses listed in Part Three below subject to an administrative factor of 1.0, unless another factor is indicated for a specific Reimbursable Expense.

3. Owner shall reimburse Engineer for Engineer's Consultant's charges subject to an administrative factor of 1.1.

Copyright © 2015 National Society of Professional Engineers, American Council of Engineering Companies, and American Society of Civil Engineers. All rights reserved.

This document has important legal consequences; consultation with an attorney is encouraged with respect to its use or modification. This document should be adapted to the particular circumstances of the contemplated Project and the controlling Laws and Regulations.

AGREEMENT
BETWEEN OWNER AND ENGINEER
FOR STUDY AND REPORT
PROFESSIONAL SERVICES

Prepared by

EJCDC
ENGINEERS JOINT CONTRACT DOCUMENTS COMMITTEE

Issued and Published Jointly by

ACEC
AMERICAN COUNCIL OF ENGINEERING COMPANIES

ASCE
AMERICAN SOCIETY OF CIVIL ENGINEERS

National Society of Professional Engineers®

Copyright © 2015:

National Society of Professional Engineers

1420 King Street, Alexandria, VA 22314-2794

(703) 684-2882

www.nspe.org

American Council of Engineering Companies

1015 15th Street N.W., Washington, DC 20005

(202) 347-7474

www.acec.org

American Society of Civil Engineers

1801 Alexander Bell Drive, Reston, VA 20191-4400

(800) 548-2723

www.asce.org

The copyright for this EJCDC document is owned jointly by the three sponsoring organizations listed above. The National Society of Professional Engineers is the Copyright Administrator for the EJCDC documents; please direct all inquiries regarding EJCDC copyrights to NSPE.

NOTE: EJCDC publications may be purchased at www.ejcdc.org, or from any of the sponsoring organizations above.

Copyright © 2015 National Society of Professional Engineers, American Council of Engineering Companies, and American Society of Civil Engineers. All rights reserved. Draft 4 September 8, 2014

TABLE OF CONTENTS

Page

ARTICLE 1 – SERVICES OF ENGINEER 1
1.01 Scope 1

ARTICLE 2 – OWNER'S RESPONSIBILITIES 1
2.01 General 1

ARTICLE 3 – SCHEDULE FOR RENDERING SERVICES 3
3.01 Commencement 3
3.02 Time for Completion 3

ARTICLE 4 – INVOICES AND PAYMENTS 3
4.01 Invoices 3
4.02 Payments 3
4.03 Payment for Basic Services (Lump Sum Basis) and Additional Services 3

ARTICLE 5 – OPINIONS OF COST 4
5.01 Opinions of Probable Construction Cost 4
5.02 Opinions of Total Project Costs 4

ARTICLE 6 – GENERAL CONSIDERATIONS 4
6.01 Standards of Performance 4
6.02 Use of Documents 5
6.03 Electronic Transmittals 6
6.04 Insurance 6
6.05 Termination 6
6.06 Controlling Law 7
6.07 Successors, Assigns, and Beneficiaries 7
6.08 Dispute Resolution 8
6.09 Environmental Condition of Site 8
6.10 Shared Negligence 8
6.11 Limitation of Engineer's Liability 8
6.12 Records Retention 9
6.13 Miscellaneous Provisions 9

ARTICLE 7 – DEFINITIONS 9
7.01 Defined Terms 9

ARTICLE 8 – EXHIBITS AND SPECIAL PROVISIONS 12
8.01 Exhibits Included 12
8.02 Total Agreement 12
8.03 Designated Representatives 12
8.04 Engineer's Certifications 12

Copyright © 2015 National Society of Professional Engineers, American Council of Engineering Companies, and American Society of Civil Engineers. All rights reserved.

AGREEMENT
BETWEEN OWNER AND ENGINEER
FOR STUDY AND REPORT
PROFESSIONAL SERVICES

THIS IS AN AGREEMENT effective as of **December 5, 2017** ("Effective Date") between **The City of Hattiesburg**

("Owner") and **Shows, Dearman & Waits, Inc.** ("Engineer").

Owner's Project, of which Engineer's services under this Agreement are a part, is generally identified as follows: **Waste Collection System Evaluation Report and Rehabilitation Plan for Priority Area 1 & 2** ("Project").

Engineer's services under this Agreement are generally identified as follows: **See Appendix A** ("Study and Report Services").

Other terms used in this Agreement are defined in Article 7.

Owner and Engineer further agree as follows:

ARTICLE 1 – SERVICES OF ENGINEER

1.01 *Scope*

A. Engineer shall provide, or cause to be provided, the services set forth herein and in Exhibit A.

ARTICLE 2 – OWNER'S RESPONSIBILITIES

2.01 *General*

A. Owner shall pay Engineer as set forth in Article 4 and Appendix 1.

B. Owner shall provide Engineer with all criteria and full information as to Owner's requirements for the Study and Report Services, including but not limited to design objectives and constraints; space, capacity and performance requirements; flexibility and expandability goals; any anticipated funding sources; and budgetary limitations.

C. Owner shall furnish to Engineer all existing studies, reports, and other available information pertinent to the Engineer's performance of the Study and Report Services, including reports and data relative to previous designs, construction, or investigation at or adjacent to any Site under consideration.

D. Following Engineer's assessment of initially-available Project data and information, and receipt of Engineer's advice regarding the need (if any) for additional Project-related data and information, Owner shall either (1) authorize Engineer to undertake Additional Services necessary to obtain such additional Project-related data and information, or (2) obtain, furnish, or otherwise make available (if necessary through title searches, or retention of specialists or consultants) such additional Project-related data and information. Such additional data and information would generally include the following:

Property descriptions.

1. Zoning, deed, and other land use restrictions.

Copyright © 2015 National Society of Professional Engineers, American Council of Engineering Companies, and American Society of Civil Engineers. All rights reserved.

2. Utility information, reports, and mapping.

3. Property, boundary, easement, right-of-way, topographic, and other special surveys or data, including establishing relevant reference points.

4. Explorations and tests of subsurface conditions at or adjacent to a Site; geotechnical reports and investigations; drawings of physical conditions relating to existing surface or subsurface structures at a Site; hydrographic surveys, laboratory tests and inspections of samples, materials, and equipment; with appropriate professional interpretation of such information or data.

5. Environmental assessments, audits, investigations, and impact statements, and other relevant environmental, historical, or cultural studies relevant to the Project, the Site(s), and adjacent areas.

6. Data or consultations as required for the Project but not otherwise identified in this Agreement.

E. Owner shall advise Engineer of the identity and scope of services of any independent consultants retained by Owner to perform or furnish services pertinent to the Study and Report Services.

F. Owner shall arrange for safe access to and make all provisions for Engineer to enter upon public and private property as required for Engineer to perform services under the Agreement.

G. Owner shall inform Engineer in writing of any specific requirements of safety or security programs that are applicable to Engineer, as a visitor to any Site under study.

H. Owner shall examine all alternative solutions, studies, reports, sketches, Drawings, Specifications, proposals, and other documents presented by Engineer (including obtaining advice of an attorney, risk manager, insurance counselor, and other advisors or consultants as Owner deems appropriate with respect to such examination) and render in writing timely decisions pertaining thereto.

I. Owner shall inform Engineer regarding any need for assistance in evaluating the possible use of Project Strategies, Technologies, and Techniques, as defined in Exhibit A.

J. Owner shall advise Engineer as to whether Engineer's assistance is requested in identifying opportunities for enhancing the sustainability of the Project.

K. Recognizing and acknowledging that Engineer's services and expertise do not include the following services, Owner shall provide, as required for Engineer's performance of its Study and Report Services:

1. Accounting, bond and financial advisory (including, if applicable, "municipal advisor" services as described in Section 975 of the Dodd-Frank Wall Street Reform and Consumer Protection Act, 2010, and the municipal advisor registration rules issued by the Securities and Exchange Commission), independent cost estimating, and insurance counseling services.

2. Legal services with regard to issues pertaining to the Project as Owner requires, or Engineer reasonably requests.

L. Owner shall be responsible for all requirements and instructions that it furnished to Engineer pursuant to this Agreement, and for the accuracy and completeness of all programs, reports, data, and other information furnished by Owner to Engineer pursuant to this Agreement. Engineer may use and rely upon such requirements, programs, instructions, reports, data, and information in performing or furnishing services under this Agreement, subject to any express limitations or reservations applicable to the furnished items.

Copyright © 2015 National Society of Professional Engineers, American Council of Engineering Companies, and American Society of Civil Engineers. All rights reserved.

M. Owner shall give prompt written notice to Engineer whenever Owner observes or otherwise becomes aware of:

1. any development that affects the scope or time of performance of Engineer's services;

2. the presence of any Constituent of Concern at any Site; or

3. any relevant, material defect or nonconformance in Engineer's services or Owner's performance of its responsibilities under this Agreement.

ARTICLE 3 – SCHEDULE FOR RENDERING SERVICES

3.01 *Commencement*

A. Engineer is authorized to begin rendering services as of the Effective Date.

3.02 *Time for Completion*

A. Engineer shall complete its obligations within a reasonable time. Specific periods of time for rendering services or specific dates by which services are to be completed are provided in Exhibit A, and are hereby agreed to be reasonable.

B. If, through no fault of Engineer, such periods of time or dates are changed, or the orderly and continuous progress of Engineer's services is impaired, or Engineer's services are delayed or suspended, then the time for completion of Engineer's services, and the rates and amounts of Engineer's compensation, shall be adjusted equitably.

ARTICLE 4 – INVOICES AND PAYMENTS

4.01 *Invoices*

A. *Preparation and Submittal of Invoices:* Engineer shall prepare invoices in accordance with its standard invoicing practices and the terms of this Article and Appendix 1. Engineer shall submit its invoices to Owner on a monthly basis. Invoices are due and payable within 45 days of receipt.

4.02 *Payments*

A. *Application to Interest and Principal:* Payment will be credited first to any interest owed to Engineer and then to principal.

B. *Failure to Pay:* If Owner fails to make payments due Engineer for services and expenses within 45 days after receipt of Engineer's invoice, then:

1. amounts due Engineer will be increased at the rate of 1.5% per month (or the maximum rate of interest permitted by law, if less) from said forty-fifth day; and

2. Engineer may, after giving seven days written notice to Owner, suspend services under this Agreement until Owner has paid in full all amounts due for services, expenses, and other related charges. Owner waives any and all claims against Engineer for any such suspension.

C. *Disputed Invoices:* If Owner disputes an invoice, either as to amount or entitlement, then Owner shall promptly advise Engineer in writing of the specific basis for doing so, and the dispute dealt with as set out in Mississippi Code Ann. Section 31-7-305.

4.03 *Payment for Basic Services (Lump Sum Basis) and Additional Services*

A. Using the procedures set forth in this Article, Owner shall pay Engineer for Basic Services as follows:

Copyright © 2015 National Society of Professional Engineers, American Council of Engineering Companies, and American Society of Civil Engineers. All rights reserved.

1. A Lump Sum amount of **$359,820.**

2. In addition to the Lump Sum amount, reimbursement for the following expenses: **None**

B. The portion of the compensation amount billed monthly for Engineer's services will be based upon Engineer's estimate of the percentage of the Study and Report Services actually completed during the billing period.

C. For Additional Services, Owner shall pay Engineer an amount equal to the cumulative hours charged to providing the Additional Services by each class of Engineer's employees, times standard hourly rates for each applicable billing class; plus reimbursement of expenses incurred in connection with providing the Additional Services (including but not limited to expenses in the categories listed on the reimbursable expenses schedule in Appendix 1) and Engineer's Consultants' charges, if any.

D. Engineer's standard hourly rates and reimbursable expenses schedule are set forth in Appendix 1.

ARTICLE 5 – OPINIONS OF COST

5.01 *Opinions of Probable Construction Cost*

A. Engineer's opinions (if any) of probable Construction Cost are to be made on the basis of Engineer's experience, qualifications, and general familiarity with the construction industry. However, because of the limited and preliminary nature of the Study and Report Services, and because Engineer has no control over the cost of labor, materials, equipment, or services furnished by others, or over contractors' methods of determining prices, or over competitive bidding or market conditions, Engineer cannot and does not guarantee that proposals, bids, or actual Construction Cost will not vary from opinions of probable Construction Cost prepared by Engineer. If Owner requires greater assurance as to probable Construction Cost, then Owner agrees to obtain an independent cost estimate.

5.02 *Opinions of Total Project Costs*

A. The services, if any, of Engineer with respect to Total Project Costs shall be limited to assisting the Owner in tabulating the various categories that comprise Total Project Costs. Engineer assumes no responsibility for the accuracy of any opinions of Total Project Costs.

ARTICLE 6 – GENERAL CONSIDERATIONS

6.01 *Standards of Performance*

A. *Standard of Care:* The standard of care for all professional engineering and related services performed or furnished by Engineer under this Agreement will be the care and skill ordinarily used by members of the subject profession practicing under similar circumstances at the same time and in the same locality. Engineer makes no warranties, express or implied, under this Agreement or otherwise, in connection with any services performed or furnished by Engineer.

B. *Technical Accuracy:* Owner shall not be responsible for discovering deficiencies in the technical accuracy of Engineer's services. Engineer shall correct deficiencies in technical accuracy without additional compensation, unless such corrective action is directly attributable to deficiencies in Owner-furnished information.

Copyright © 2015 National Society of Professional Engineers, American Council of Engineering Companies, and American Society of Civil Engineers. All rights reserved.

C. *Consultants:* Engineer may retain such Consultants as Engineer deems necessary to assist in the performance or furnishing of the services, subject to reasonable, timely, and substantive objections by Owner.

D. *Reliance on Others:* Subject to the standard of care set forth in Paragraph 6.01.A, Engineer and its Consultants may use or rely upon design elements and information ordinarily or customarily furnished by others, including, but not limited to, specialty contractors, manufacturers, suppliers, and the publishers of technical standards.

E. Engineer shall not be required to sign any document, no matter by whom requested, that would result in the Engineer having to certify, guarantee, or warrant the existence of conditions whose existence the Engineer cannot ascertain. Owner agrees not to make resolution of any dispute with the Engineer or payment of any amount due to the Engineer in any way contingent upon the Engineer signing any such document.

F. Engineer shall not have any construction-related duties under this Agreement. Engineer shall not at any time supervise, direct, control, or have authority over any Constructor's work, nor shall Engineer have authority over or be responsible for the means, methods, techniques, sequences, or procedures of construction selected or used by any Constructor, or the safety precautions and programs incident thereto, for security or safety at any Site, nor for any failure of a Constructor to comply with Laws and Regulations applicable to that Constructor's furnishing and performing of its work. Engineer shall not be responsible for the acts or omissions of any Constructor.

G. Engineer is not required to provide and does not have any responsibility for surety bonding or insurance-related advice, recommendations, counseling, or research, or enforcement of construction insurance or surety bonding requirements.

H. Engineer's services do not include providing legal advice or representation.

I. Engineer's services do not include (1) serving as a "municipal advisor" for purposes of the registration requirements of Section 975 of the Dodd-Frank Wall Street Reform and Consumer Protection Act (2010) or the municipal advisor registration rules issued by the Securities and Exchange Commission, or (2) advising Owner, or any municipal entity or other person or entity, regarding municipal financial products or the issuance of municipal securities, including advice with respect to the structure, timing, terms, or other similar matters concerning such products or issuances.

6.02 *Use of Documents*

A. All Documents are instruments of service, and Engineer shall retain an ownership and property interest therein (including the copyright and the right of reuse at the discretion of the Engineer) whether or not the Study and Report Services or the Project is completed.

B. Owner may make and retain copies of Documents solely for Owner's information and reference in connection with the specific subject matter of the Documents, subject to receipt by Engineer of full payment for all services relating to preparation of the Documents, and subject to the following limitations: (1) Owner acknowledges that such Documents are not intended or represented to be suitable for use by Owner unless completed by Engineer; (2) if Engineer has completed a Report under this Agreement, and received full payment for such Report, then the Owner may furnish copies of the completed Report to Owner's consultants and design professionals for their reference in proceeding with design or similar services, provided that the Owner informs such consultants and design professionals of Engineer's ownership interests in the Report, and includes with the Report all Engineer's written statements regarding the purpose, scope, use, and limitations of the Report; (3) the Documents are not design or construction documents, (4) no

Copyright © 2015 National Society of Professional Engineers, American Council of Engineering Companies, and American Society of Civil Engineers. All rights reserved.

Document shall be altered, modified, or reused by Owner or any third party for any purpose except with Engineer's express written consent; (5) any use, reuse, alteration, or modification of the Documents, except as authorized in this Agreement or by Engineer's written consent, will be at Owner's sole risk and without liability or legal exposure to Engineer or to its officers, directors, members, partners, agents, employees, and Consultants; (6) nothing in this paragraph shall create any rights in third parties.

6.03 *Electronic Transmittals*

A. Owner and Engineer may transmit, and shall accept, Project-related correspondence, Documents, text, data, drawings, information, and graphics, in electronic media or digital format, either directly, or through access to a secure Project website, in accordance with a mutually agreeable protocol.

B. If this Agreement does not establish protocols for electronic or digital transmittals, then Owner and Engineer shall jointly develop such protocols.

C. When transmitting items in electronic media or digital format, the transmitting party makes no representations as to long term compatibility, usability, or readability of the items resulting from the recipient's use of software application packages, operating systems, or computer hardware differing from those used in the drafting or transmittal of the items, or from those established in applicable transmittal protocols.

6.04 *Insurance*

A. Engineer will maintain insurance coverage for Workers' Compensation, General Liability, Professional Liability, and Automobile Liability and will provide certificates of insurance to Owner upon request.

6.05 *Termination*

A. *Termination:* The obligation to provide further services under this Agreement may be terminated:

1. For cause,

a. By either party upon 30 days written notice in the event of substantial failure by the other party to perform in accordance with the Agreement's terms through no fault of the terminating party.

b. By Engineer:

1) upon seven days written notice if Owner demands that Engineer furnish or perform services contrary to Engineer's responsibilities as a licensed professional; or

2) upon seven days written notice if the Engineer's services are delayed for more than 90 days for reasons beyond Engineer's control.

c. Engineer shall have no liability to Owner on account of a termination for cause by Engineer.

2. Notwithstanding the foregoing, this Agreement will not terminate as a result of a substantial failure under Paragraph 6.05.A.1.a or 6.05.A.1.b.1 if the party receiving such notice begins, within seven days of receipt of such notice, to correct its substantial failure to perform and proceeds diligently to cure such failure within no more than 30 days of receipt of notice; provided, however, that if and to the extent such substantial failure cannot be reasonably

Copyright © 2015 National Society of Professional Engineers, American Council of Engineering Companies, and American Society of Civil Engineers. All rights reserved.

cured within such 30 day period, and if such party has diligently attempted to cure the same and thereafter continues diligently to cure the same, then the cure period provided for herein shall extend up to, but in no case more than, 60 days after the date of receipt of the notice.

B. *Termination for Convenience:* Owner may terminate the Agreement for Owner's convenience effective upon the Engineer's receipt of written notice from Owner.

C. The terminating party under Paragraphs 6.05.A or 6.05.B may set the effective date of termination at a time up to 30 days later than otherwise provided to allow Engineer to complete tasks whose value would otherwise be lost, to prepare notes as to the status of completed and uncompleted tasks, and to assemble Project materials in orderly files.

D. In the event of any termination under Paragraph 6.05, Engineer will be entitled to invoice Owner and to receive full payment for all services performed or furnished in accordance with this Agreement and all reimbursable expenses incurred through the effective date of termination.

E. In the event of termination by Owner for convenience, or by Engineer for cause, Engineer shall be entitled, in addition to invoicing for those items identified in Paragraph 6.05.D, to invoice Owner and receive payment of a reasonable amount for services and expenses directly attributable to termination, both before and after the effective date of termination, such as reassignment of personnel, costs of terminating contracts with Engineer's Consultants, and other related close-out costs, using methods and rates for Additional Services as set forth in Article 4 and Appendix 1.

6.06 *Controlling Law*

A. This Agreement is to be governed by the law of the state in which the subject matter of the Study and Report Services is located.

6.07 *Successors, Assigns, and Beneficiaries*

A. Engineer is hereby bound and the successors, executors, administrators, and legal representatives of Engineer (and to the extent permitted by Paragraph 6.07.B the assigns of Engineer) are hereby bound to the other party to this Agreement and to the successors, executors, administrators and legal representatives (and said assigns) of such other party, in respect of all covenants, agreements, and obligations of this Agreement.

B. Neither Owner nor Engineer may assign, sublet, or transfer any rights under or interest (including, but without limitation, moneys that are due or may become due) in this Agreement without the written consent of the other, except to the extent that any assignment, subletting, or transfer is mandated or restricted by law. Unless specifically stated to the contrary in any written consent to an assignment, no assignment will release or discharge the assignor from any duty or responsibility under this Agreement.

C. Unless expressly provided otherwise in this Agreement:

1. Nothing in this Agreement shall be construed to create, impose, or give rise to any duty owed by Owner or Engineer to any Constructor, or other third-party individual or entity, or to any surety for or employee of any of them.

2. All duties and responsibilities undertaken pursuant to this Agreement will be for the sole and exclusive benefit of Owner and Engineer and not for the benefit of any other party. Any and all Documents prepared by Engineer, including but not limited to the Report to be prepared pursuant to Exhibit A, are prepared solely for the use and benefit of Owner, unless expressly agreed otherwise by Engineer.

Copyright © 2015 National Society of Professional Engineers, American Council of Engineering Companies, and American Society of Civil Engineers. All rights reserved.

6.08 *Dispute Resolution*

A. Owner and Engineer agree to negotiate each dispute between them in good faith during the 30 days after notice of dispute. If negotiations are unsuccessful in resolving the dispute, then the parties may exercise their rights at law.

6.09 *Environmental Condition of Site*

A. Owner represents to Engineer that as of the Effective Date to the best of Owner's knowledge no Constituents of Concern, other than those disclosed in writing to Engineer, exist at or adjacent to any Site under study.

B. If Engineer encounters or learns of an undisclosed Constituent of Concern at any Site under study, then Engineer shall notify (1) Owner and (2) appropriate governmental officials if Engineer reasonably concludes that doing so is required by applicable Laws or Regulations.

C. It is acknowledged by both parties that Engineer's scope of services does not include any services related to unknown or undisclosed Constituents of Concern. If Engineer or any other party encounters, uncovers, or reveals an undisclosed Constituent of Concern, then Owner shall promptly determine whether to retain a qualified expert to evaluate such condition or take any necessary corrective action, or provide notice to the owner of the Site.

D. If investigative or remedial action, or other professional services, are necessary with respect to undisclosed Constituents of Concern, or if investigative or remedial action beyond that reasonably contemplated is needed to address a disclosed or known Constituent of Concern, then Engineer may, at its option and without liability for consequential or any other damages, suspend performance of services on the portion of the Project affected thereby until such portion of the Project is no longer affected.

E. If the presence at any Site of undisclosed Constituents of Concern adversely affects the performance of Engineer's services under this Agreement, then the Engineer shall have the option of (1) accepting an equitable adjustment in its compensation or in the time of completion, or both; or (2) terminating this Agreement for cause on seven days notice.

F. Owner acknowledges that Engineer is performing professional services for Owner and that Engineer is not and shall not be required to become an "owner" "arranger," "operator," "generator," or "transporter" of hazardous substances, as defined in the Comprehensive Environmental Response, Compensation, and Liability Act (CERCLA), as amended, which are or may be encountered at or near any Site under study in connection with the Study and Report Services.

6.10 *Shared Negligence*

A. *Percentage Share of Negligence:* To the fullest extent permitted by Laws and Regulations, a party's total liability to the other party and anyone claiming by, through, or under the other party for any cost, loss, or damages caused in part by the negligence of the party and in part by the negligence of the other party or any other negligent entity or individual, shall not exceed the percentage share that the party's negligence bears to the total negligence of Owner, Engineer, and all other negligent entities and individuals.

6.11 *Limitation of Engineer's Liability*

A. To the fullest extent permitted by law, the total liability, in the aggregate, of Engineer and Engineer's officers, directors, partners, members, employees, agents, and Consultants, or any of them, to Owner and anyone claiming by, through, or under Owner, for any and all injuries, losses,

Copyright © 2015 National Society of Professional Engineers, American Council of Engineering Companies, and American Society of Civil Engineers. All rights reserved.

damages and expenses whatsoever arising out of, resulting from, or in any way related to the Study and Report Services this Agreement, or the Project from any cause or causes including but not limited to the negligence, professional errors or omissions, strict liability, or breach of contract or warranty, express or implied, of Engineer or Engineer's officers, directors, partners, members, employees, agents, or Consultants, or any of them, shall not exceed the total amount of $100,000 or the total compensation paid to Engineer under this Agreement, whichever is greater.

6.12 *Records Retention*

A. Engineer shall maintain on file in legible form, for a period of five years following completion or termination of its services, all Documents, records (including cost records), and design calculations related to Engineer's services or pertinent to Engineer's performance under this Agreement. Upon Owner's request, Engineer shall provide a copy of any such item to Owner at cost.

6.13 *Miscellaneous Provisions*

A. *Notices:* Any notice required under this Agreement will be in writing, addressed to the appropriate party at its address on the signature page and given personally, by registered or certified mail postage prepaid, or by a commercial courier service. All notices shall be effective upon the date of receipt.

B. *Survival:* All express representations, waivers, and limitations of liability included in this Agreement will survive its completion or termination for any reason.

C. *Severability:* Any provision or part of the Agreement held to be void or unenforceable under any Laws or Regulations shall be deemed stricken, and all remaining provisions shall continue to be valid and binding upon Owner and Engineer, which agree that the Agreement shall be reformed to replace such stricken provision or part thereof with a valid and enforceable provision that comes as close as possible to expressing the intention of the stricken provision.

D. *Waiver:* A party's non-enforcement of any provision shall not constitute a waiver of that provision, nor shall it affect the enforceability of that provision or of the remainder of this Agreement.

E. *Accrual of Claims:* To the fullest extent permitted by Laws and Regulations, all causes of action arising under this Agreement shall be deemed to have accrued, and all statutory periods of limitation shall commence, no later than the date of completion of the Study and Report Services.

ARTICLE 7 – DEFINITIONS

7.01 *Defined Terms*

A. Wherever used in this Agreement (including the Exhibits and Appendix) terms (including the singular and plural forms) printed with initial capital letters have the meanings indicated in the text above, in the exhibits, or in the following provisions:

1. *Additional Services*—The services to be performed for or furnished to Owner by Engineer in accordance with Part 2 of Exhibit A of this Agreement.

2. *Agreement*—This written contract for study and report professional services between Owner and Engineer, including all exhibits identified in Paragraph 8.01 and any duly executed amendments.

3. *Basic Services*—The services to be performed for or furnished to Owner by Engineer in accordance with Part 1 of Exhibit A of this Agreement.

4. *Capacity Assessment* - engineering analyses of the WCTS capacity derived from, but not limited to, flow monitoring data, remote monitoring equipment installed in the WCTS to

Copyright © 2015 National Society of Professional Engineers, American Council of Engineering Companies, and American Society of Civil Engineers. All rights reserved.

monitor sewer pipe surcharge, and other investigative results where applicable. This assessment shall identify those portions of the WCTS that are expected to cause or contribute to SSOs under existing and projected average and peak flows in dry and wet weather, and the degree to which those portions of the WCTS experience or cause SSOs under current or projected future conditions.

5. *Constituent of Concern*—Asbestos, petroleum, radioactive material, polychlorinated biphenyls (PCBs), hazardous waste, and any substance, product, waste, or other material of any nature whatsoever that is or becomes listed, regulated, or addressed pursuant to (a) the Comprehensive Environmental Response, Compensation and Liability Act, 42 U.S.C. §§9601 et seq. ("CERCLA"); (b) the Hazardous Materials Transportation Act, 49 U.S.C. §§5101 et seq.; (c) the Resource Conservation and Recovery Act, 42 U.S.C. §§6901 et seq. ("RCRA"); (d) the Toxic Substances Control Act, 15 U.S.C. §§2601 et seq.; (e) the Clean Water Act, 33 U.S.C. §§1251 et seq.; (f) the Clean Air Act, 42 U.S.C. §§7401 et seq.; or (g) any other federal, State, or local statute, law, rule, regulation, ordinance, resolution, code, order, or decree regulating, relating to, or imposing liability or standards of conduct concerning, any hazardous, toxic, or dangerous waste, substance, or material.

6. *Construction Cost*—The cost to Owner of the construction of a recommended solution presented in the Report furnished by Engineer under Exhibit A, or of a specific portion of the Project for which Engineer has agreed to provide opinions of cost. Construction Cost includes the cost of construction labor, services, materials, equipment, insurance, and bonding, and allows for contingencies. Construction Cost does not include costs of services of Engineer or other design professionals and consultants; cost of land or rights-of-way, or compensation for damages to property; Owner's costs for legal, accounting, insurance counseling, or auditing services; interest or financing charges incurred in connection with the Project; or the cost of other services to be provided by others to Owner. Construction Cost is one of the items comprising Total Project Costs.

7. *Constructor*—Any person or entity (not including the Engineer, its employees, agents, representatives, and consultants), performing or supporting construction activities relating to the Project, including but not limited to contractors, subcontractors, suppliers, Owner's work forces, utility companies, construction managers, testing firms, shippers, and truckers, and the employees, agents, and representatives of any or all of them.

8. *Consultants*—Individuals or entities having a contract with Engineer to furnish services with respect to this Agreement as Engineer's independent professional associates and consultants; subcontractors; or vendors.

9. *Documents*—Data, studies, reports (including the Report referred to in Exhibit A), and other deliverables, whether in printed or electronic format, provided or furnished by Engineer to Owner pursuant to this Agreement.

10. *Effective Date*—The date indicated in this Agreement on which it becomes effective, but if no such date is indicated, the date on which this Agreement is signed and delivered by the last of the parties to sign and deliver.

11. *Engineer*—The individual or entity named as such in this Agreement.

12. *Gravity Sewer Line or Gravity Sewer* - any pipe which is owned and operated by the City that receives, contains and conveys wastewater not normally under pressure, but is intended to flow unassisted under the influence of gravity.

Copyright © 2015 National Society of Professional Engineers, American Council of Engineering Companies, and American Society of Civil Engineers. All rights reserved.

13. *Infiltration* - Water other than wastewater that enters the WCTS (including sewer service connections and foundation drains) from the ground through such means as defective pipes, pipe joints, connections, or manholes.

14. *Inflow* - Water other than wastewater that enters the WCTS (including sewer service connections) from sources such as, but not limited to, roof leaders, cellar drains, yard drains, area drains, drains from springs and swampy areas, manhole covers, cross connections between storm sewers and sanitary sewers, catch basins, cooling towers, storm waters, surface runoff, street wash waters, or drainage.

15. *I/I* - The total quantity of water from Infiltration, Inflow, and rainfall dependent Infiltration and Inflow without distinguishing the source.

16. *Laws and Regulations; Laws or Regulations*—Any and all applicable laws, statutes, rules, regulations, ordinances, codes, and orders of any and all governmental bodies, agencies, authorities, and courts having jurisdiction.

17. *Major Gravity Line* - Any of the following:

    a. all Gravity Sewer Lines that are twelve (12) inches in diameter or larger;

    b. all Gravity Sewer Lines that convey wastewater from one pumping station service area to another pumping station service area; and

    c. all Gravity Sewer Lines that have caused or contributed, or that the City knows will likely cause or contribute to capacity-related SSOs.

18. *Owner*—The individual or entity with which Engineer has entered into this Agreement and for which Engineer's services are to be performed.

19. *Project*—The total undertaking to be accomplished for Owner by engineers, contractors, and others, including planning, study, design, construction, testing, commissioning, and start-up, and of which the Study and Report Services to be performed or furnished by Engineer under this Agreement are a part.

20. *Priority Area* – Those certain Sewersheds within the WCTS that have been prioritized by the City for sewer assessment and rehabilitation planning as part or this contract and are more particularly defined in Exhibit B, Priority Area Maps.

21. *Pump Station* - Facilities which are owned or operated by the City comprised of pumps which lift wastewater to a higher hydraulic elevation, including all related electrical, mechanical, and structural systems necessary to the operation of that pump station.

22. *Sanitary Sewer Overflow (SSO)* - Any discharge of wastewater to waters of the United States or the State from the City's Sewer System through a point source not specified in any NPDES permit, as well as any overflow, spill, or release of wastewater to public or private property from the Sewer System that may not have reached waters of the United States or the State, including all Building Backups.

23. *Sewershed* - The subdivisions of the City's WCTS containing sewers that are primarily hydraulically linked.

24. *Site*—One or more lands or areas that Engineer studies as the location or possible location of the Project.

25. *Total Project Costs*—The total cost of planning, studying, designing, constructing, testing, commissioning, and start-up of the Project, including Construction Cost and all other Project

Copyright © 2015 National Society of Professional Engineers, American Council of Engineering Companies, and American Society of Civil Engineers. All rights reserved.

labor, services, materials, equipment, insurance, and bonding costs, allowances for contingencies, and the total costs of services of Engineer and other design professionals and consultants, together with such other Project-related costs that Owner furnishes to Engineer for inclusion, including but not limited to cost of land, rights-of-way, compensation for damages to property, Owner's costs for legal, accounting, insurance counseling, and auditing services, interest and financing charges incurred in connection with the Project, and the cost of other services to be provided by others to Owner.

26. *Wastewater Collection and Transmission System (WCTS)* - The municipal wastewater collection, retention and transmission system, including all pipes, Force Mains, Gravity Sewer Lines, Pump Stations, pumps, manholes, and appurtenances thereto, which are owned or operated by the City

27. *Wastewater Treatment Plants (WWTPs)* - Devices or systems used in the storage, treatment, recycling, and reclamation of municipal wastewater. For purposes of this Consent Decree, this definition shall include all facilities owned, managed, operated, and maintained by the City, including but not limited to the South Lagoon and the North Lagoon, and all components of such sewage treatment plants.

ARTICLE 8 – EXHIBITS AND SPECIAL PROVISIONS

8.01 *Exhibits Included*

A. Exhibit A, Engineer's Services.

B. Appendix 1, Standard Hourly Rates and Reimbursable Expenses

C. The following additional exhibits: Exhibit B, Priority Area Maps

8.02 *Total Agreement*

A. This Agreement, (together with the exhibits included above) constitutes the entire agreement between Owner and Engineer and supersedes all prior written or oral understandings. This Agreement may only be amended, supplemented, modified, or canceled by a written instrument duly executed by both parties.

8.03 *Designated Representatives*

A. With the execution of this Agreement, Engineer and Owner shall designate specific individuals to act as Engineer's and Owner's representatives with respect to the Agreement. Such an individual shall have authority to transmit instructions, receive information, and render decisions relative to the Agreement on behalf of the respective party that the individual represents.

8.04 *Engineer's Certifications*

A. Engineer certifies that it has not engaged in corrupt, fraudulent, or coercive practices in competing for or in executing the Agreement. For the purposes of this Paragraph 8.04:

1. "corrupt practice" means the offering, giving, receiving, or soliciting of any thing of value likely to influence the action of a public official in the selection process or in the Agreement execution;

2. "fraudulent practice" means an intentional misrepresentation of facts made (a) to influence the selection process or the execution of the Agreement to the detriment of Owner, or (b) to deprive Owner of the benefits of free and open competition;

Copyright © 2015 National Society of Professional Engineers, American Council of Engineering Companies, and American Society of Civil Engineers. All rights reserved.

3. "coercive practice" means harming or threatening to harm, directly or indirectly, persons or their property to influence their participation in the selection process or affect the execution of the Agreement.

Copyright © 2015 National Society of Professional Engineers, American Council of Engineering Companies, and American Society of Civil Engineers. All rights reserved.

IN WITNESS WHEREOF, the parties hereto have executed this Agreement, the Effective Date of which is indicated on page 1.

Owner: City of Hattiesburg

By:

Print name: Honorable Toby Barker

Title: Mayor

Date Signed: 2-6-18

Engineer: Shows, Dearman and Waits, Inc.

By:

Print name: Shea E. McNease, P.E.

Title: President

Date Signed:

Engineer License or Firm's Certificate No. (if required):

E-4

State of: Mississippi

Address for Owner's receipt of notices:
P.O. Box 1898
Hattiesburg, MS 39401

Designated Representative (Paragraph 8.03.A):
Lamar Rutland, P.E.
Title: Director of Engineering
Phone Number: 601-545-4540
E-Mail Address: lrutland@hattiesburgms.com

Address for Engineer's receipt of notices:
301 Second Avenue
Hattiesburg, MS 39401

Designated Representative (Paragraph 8.03.A):
John T. Weeks, P.E.
Title: Vice-President
Phone Number: 601-544-1821
E-Mail Address: john@sd-w.com

Copyright © 2015 National Society of Professional Engineers, American Council of Engineering Companies, and American Society of Civil Engineers. All rights reserved.

This is **EXHIBIT A**, Engineer's Services, referred to in and part of the Agreement between Owner and Engineer for Study and Report Professional Services dated January 12, 2018.

Engineer's Services

Article 1 of the Agreement is supplemented to include the following agreement of the parties:

Engineer shall provide Basic Services and Additional Services as set forth below.

PART 1 – BASIC SERVICES

A1.01 *Study and Report Services*

A. Priority Area Evaluation Report – the Priority Area Evaluation Report shall consist of the Engineer completing the following scope of work:

1. A thorough analysis of historical and current flow monitoring, inspection, rainfall and other data, including data collected during the evaluation of the Priority Area;

2. Identification of areas with Excessive I/I, such that these conditions are causing and/or contributing to SSOs and/or Prohibited Bypasses at a WWTP;

3. Identification of sources of I/I within the Priority Area, if identifiable, by manhole/line segment, street address, type (Infiltration or Inflow), source (e.g., "wall leakage"), and estimated flow from the source;

4. Identification of cross-connections between the WCTS and the Owner's municipal separate storm sewer system;

5. Identification and quantification of SSOs, including all potential SSOs identified pursuant to implementation of the SSER Work Plan;

6. Identification of portions of the WCTS within the Priority Area in which physical degradation is causing or contributing to SSOs;

7. Results of average and peak daily dry and wet weather flow measurements;

8. A determination of maximum Infiltration rate during periods of high ground water (in gpd/inch diameter-mile);

9. A determination of maximum hourly Inflow rate during wet weather for various storm durations and intensities (in gpd/inch diameter-mile);

10. A determination of peaking factors for the Priority Area (the ratio of measured peak flow to average dry weather flow as measured through the duration of the evaluation);

11. A summary of flow monitoring activities, to include, at a minimum, a map showing the location and type of each flow meter, problems encountered and deviations from the SSER Work Plan, and

Copyright © 2015 National Society of Professional Engineers, American Council of Engineering Companies, and American Society of Civil Engineers. All rights reserved.

a description of flow monitor calibration activities, including any scatter graphs and calibration and verification graphs;

12. A summary of field investigative activities performed to include, at a minimum: type of activity; number of activities performed (e.g., "100 out of 500 manholes inspected"), observations made under each activity (inspection procedure), and summaries of the results;

13. A summary of the structural defects identified in the WCTS in the Priority Area to include, at a minimum: number of each type of defect by line segment, manhole number or street address, and estimates of peak flow or impact on WCTS capacity (as appropriate) from defects in each line segment, based on a consistently applied set of stated criteria as set forth in the SSER Work Plan;

14. A summary of the technical approach utilized in carrying out the capacity assessment analyses outlined above;

15. A detailed description of any deviations from the capacity assessment outlined above, including a discussion of the reasons for such deviation;

16. Identification of all portions of the WCTS within the Priority Area with insufficient capacity to convey peak flows without experiencing surcharge sufficient to cause a SSO under either projected peak flows or projected average conditions or both;

17. A description of future projected flows;

18. Information on the predicted (e.g. Manning equation) and actual peak flow capacity of all Major Gravity Lines (by segment), all force mains, siphons, and Pump Stations;

19. Summaries of the number and footage of sewer segments surcharged, and the number of structures at which a SSO might be expected to occur under each condition investigated;

20. Mapping for each condition investigated, illustrating each pipe segment operating in surcharge, and each manhole or structure at which a SSO might be expected to occur;

21. Information regarding any Pump Station evaluations;

22. The results of the capacity assessment as required above; and

23. A summary of any capital projects implemented since commencement of the SSER Work Plan.

B. Priority Area Rehabilitation Plan - the Priority Area Rehabilitation Plan shall consist of the Engineer completing the following scope of work:

1. Identification of specific measures and schedules that, when implemented, will result in adequate capacity in the WCTS within the Priority Area to collect, convey and treat anticipated peak flows, without SSOs or prohibited bypasses at a WWTP;

2. Identification of the degree to which sources of excessive I/I shall be removed, and the degree to which excessive I/I removal is expected to alleviate capacity constraints, and propose specific remedial measures and schedules that will address those capacity limitations not expected to be

Copyright © 2015 National Society of Professional Engineers, American Council of Engineering Companies, and American Society of Civil Engineers. All rights reserved.

addressed by excessive I/I removal (anticipated I/I removal rates used in the development of the Rehabilitation Plan shall reflect current industry practice);

3. Identification of specific remedial measures and schedules to address capacity limitations that may also include increases in Pump Station and sewer line capacity, construction of storage or equalization basin facilities, or increases in WWTP capacity;

4. Identification of measures and schedules necessary to eliminate cross-connections between the WCTS and the Owner's municipal separate storm sewer system;

5. Identification of measures and schedules necessary to eliminate SSOs caused by physical degradation of sewers, inadequate Pump Station capacities, or inadequate Pump Station reliability;

6. Prioritized schedules for remedial measures based upon likely relative human health and environmental impact risks, SSO frequencies, and SSO volumes;

7. A description of the methodology used to apply the prioritization factors;

8. Estimated capital, operations and maintenance, and present value costs for each identified remedial measure in consistent, year-specific dollars;

9. Identification of the dates for preliminary design, complete design, complete permitting, contract award, construction commencement, and construction completion dates for each measure proposed.

A1.02 *Times for Rendering Services*

A. Furnish 3 review copies and one PDF copy of the Report and any other Study and Report Services deliverables to Owner within 360 calendar days of the Effective Date and review it with Owner. Within 75 calendar days of receipt, Owner shall submit to Engineer any comments regarding the Report and any other deliverables.

B. Revise the Report and any other Study and Report Phase deliverables in response to Owner's comments, as appropriate, and furnish 3 copies and one PDF copy of the revised Report and any other Study and Report Services deliverables to the Owner within 75 calendar days of receipt of Owner's comments.

C. Engineer's Study and Report Services will be considered complete on the date when Engineer has delivered to Owner the revised Report and any other Study and Report Phase deliverables.

PART 2 – ADDITIONAL SERVICES

A2.01 *Additional Services Requiring Owner's Written Authorization*

A. If authorized in writing by Owner, Engineer shall furnish or obtain from others Additional Services of the types listed below.

1. Preparation of applications and supporting documents for private or governmental grants, loans, or advances in connection with the Project.

Copyright © 2015 National Society of Professional Engineers, American Council of Engineering Companies, and American Society of Civil Engineers. All rights reserved.

2. Preparation of environmental assessments and impact statements; and assistance in obtaining approvals of authorities having jurisdiction over the anticipated environmental impact of the Project.

3. Services to make measured drawings of existing conditions or facilities, to conduct tests or investigations of existing conditions or facilities, or to verify the accuracy of drawings or other information furnished by Owner or others.

4. Provide necessary field surveys and topographic and utility mapping to be used for design purposes. Comply with the scope of work and procedure for the identification and mapping of existing utilities selected and authorized by Owner pursuant to advice from Engineer based on ASCE 38, "Standard Guideline for the Collection and Depiction of Existing Subsurface Utility Data," as set forth in Paragraph A1.01.A.14 above. If no such scope of work and procedure for utility mapping has been selected and authorized, then at a minimum the utility mapping will include Engineer contacting utility owners and obtaining available information.

5. Services resulting from significant changes in the scope, extent, or character of the Project including, but not limited to, changes in size, complexity, Owner's schedule, character of construction, or method of financing; and revising the Report or other deliverables when such revisions are required by changes in Laws and Regulations enacted subsequent to the Effective Date or are due to any other causes beyond Engineer's control.

6. Services resulting from Owner's request to evaluate additional potential solutions beyond those identified in Paragraph A1.01.A.1.

7. Services required as a result of Owner providing incomplete or incorrect information to Engineer.

8. Providing renderings or models for Owner's use, including services in support of building information modeling or civil integrated management.

9. Undertaking investigations and studies including, but not limited to:

    a. detailed consideration of operations, maintenance, and overhead expenses;

    b. the preparation of feasibility studies (such as those that include projections of output capacity, utility project rates, project market demand, or project revenues) and cash flow analyses, provided that such services are based on the engineering and technical aspects of the Project, and do not include rendering advice regarding municipal financial products or the issuance of municipal securities;

    c. preparation of appraisals;

    d. evaluating processes available for licensing, and assisting Owner in obtaining process licensing;

    e. detailed quantity surveys of materials, equipment, and labor; and

    f. audits or inventories required in connection with construction performed or furnished by Owner.

Copyright © 2015 National Society of Professional Engineers, American Council of Engineering Companies, and American Society of Civil Engineers. All rights reserved.

Priority Area Map
Exhibit B

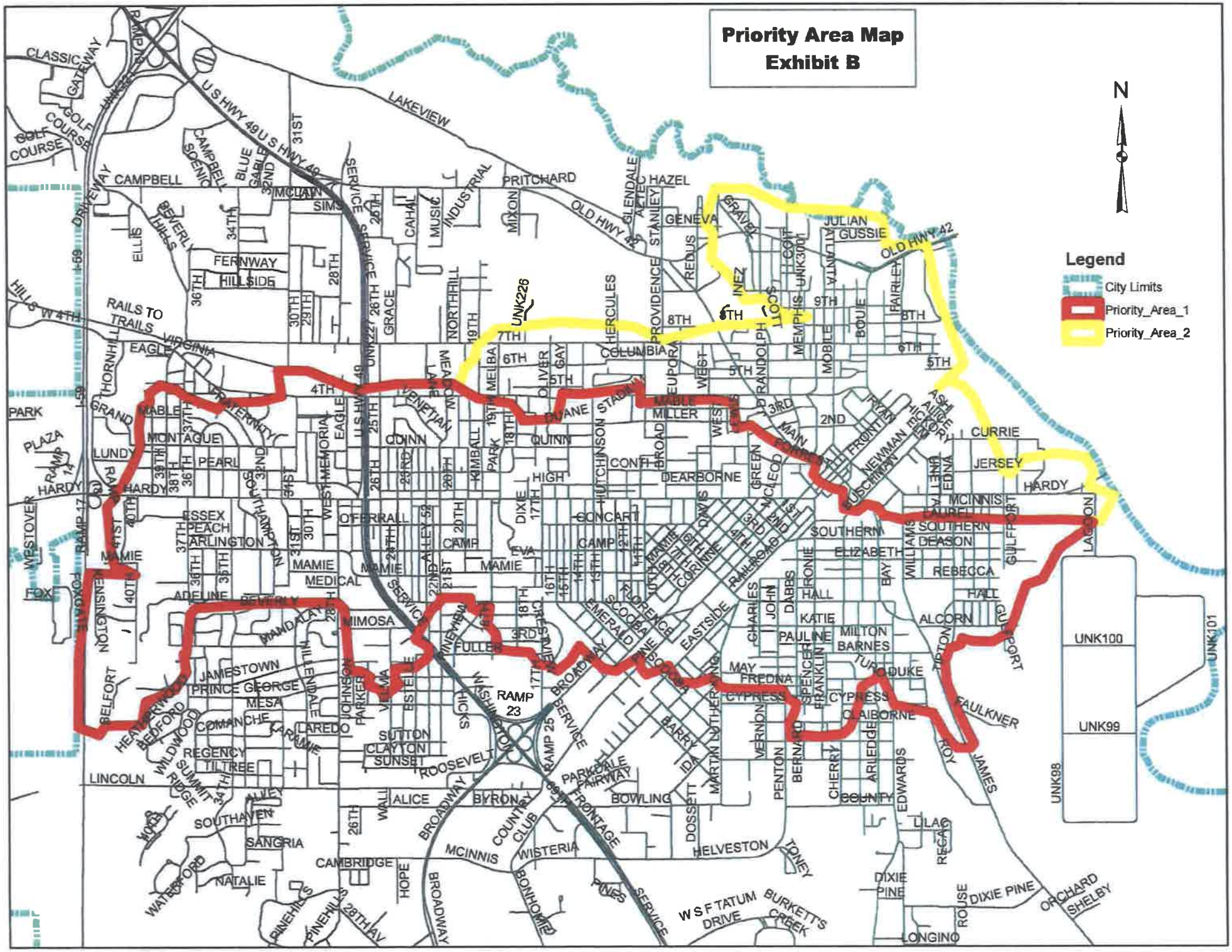

This is **Appendix 1**, Standard Hourly Rates and Reimbursable Expenses, referred to in and part of the Agreement Between Owner and Engineer for Study and Report Professional Services dated January 12, 2018.

Part One: Standard Hourly Rates Schedule

A. *Standard Hourly Rates:*

1. Standard Hourly Rates are set forth in this Appendix 1 and include salaries and wages paid to personnel in each billing class plus the cost of customary and statutory benefits, general and administrative overhead, non-project operating costs, and operating margin or profit.

2. The Standard Hourly Rates apply only as specified in Article 4 of the Agreement, and are subject to annual review and adjustment.

B. *Schedule:*

Hourly rates for services performed on or after the Effective Date are:

Senior Engineer	**$175/hour**
Project Engineer	**$150/hour**
Junior Engineer	**$125/hour**
Engineering Intern	**$105/hour**
Graduate Engineer	**$105/hour**
Senior AutoCad Technician	**$105/hour**
AutoCad Technician	**$90/hour**
Senior Resident Project Representative	**$95/hour**
Resident Project Representative	**$85/hour**
Field Crew	**$175/hour**
Administrative	**$45/hour**

Part Two: Reimbursable Expenses Factors

1. Engineer shall be entitled to reimbursement of expenses under Parts Two and Three only as specified in Article 4 of the Agreement.

2. Owner shall reimburse Engineer for the expenses listed in Part Three below subject to an administrative factor of 1.0, unless another factor is indicated for a specific Reimbursable Expense.

3. Owner shall reimburse Engineer for Engineer's Consultant's charges subject to an administrative factor of 1.1.

Copyright © 2015 National Society of Professional Engineers, American Council of Engineering Companies, and American Society of Civil Engineers. All rights reserved.

City of Hattiesburg, MS

200 Forrest St.
P.O. Box 1898
Hattiesburg, MS 39401

Master

File Number: 2018-189

File ID:	2018-189	**Type:**	Regular Agenda Item	**Status:**	Agenda Ready
Version:	1	**Reference:**		**In Control:**	City Council
Requester:	Lamar Rutland			**File Created:**	01/29/2018
Brief Title:	Professional services contract with SDW for engineering for Infrastructure Improvements Along Katie Ave. and Arledge St.			**Final Action:**	02/06/2018
				Minute Book Number:	MB2018-26

Title:

Authorize Mayor to execute professional services agreement with Shows, Dearman & Waits, Inc. for engineering services related to the Infrastructure Improvements Along Katie Ave. and Arledge St. project.

Notes:			
		Agenda Date:	02/06/2018
Indexes:		**Agenda Number:**	VI.-7
Sponsors:		**Enactment Date:**	
Attachments:	11258_Owner_Engineer_Agreement-Infrastructure along Katie Ave & Arledge St, executed 11258_Owner_Engineer_Agreement-Infrastructure along Katie Ave & Arledge St	**Enactment Number:**	
Contact:		**Meeting Date:**	02/06/2018
Drafter:	Sharon Waits	**Effective Date:**	

History of Legislative File

Version:	Acting Body:	Date:	Action:	Sent To:	Due Date:	Return Date:	Result:
1	City Council	02/06/2018	Authorize				Pass

Action Text: A MOTION was made by Council Member Delgado and seconded by Council Member Brown to Authorize Mayor to execute professional services agreement with Shows, Dearman & Waits, Inc. for engineering services related to the Infrastructure Improvements Along Katie Ave. and Arledge St. project.

There being no discussion, the Motion received the affirmative vote of the Council as follows:

Yeas: 5 - George, Delgado, Carroll, Dryden and Brown

Nays: 0

Yea: 5 Council Member George
Council Member Delgado
Council President Carroll
Council Vice President Dryden
Council Member Brown

Text of Legislative File 2018-189

Title

Authorize Mayor to execute professional services agreement with Shows, Dearman & Waits, Inc. for engineering services related to the Infrastructure Improvements Along Katie Ave. and Arledge St. project.

Summary

Authorize Mayor to execute professional services agreement with Shows, Dearman & Waits, Inc. for engineering services related to the Infrastructure Improvements Along Katie Ave. and Arledge St. project.

This document has important legal consequences; consultation with an attorney is encouraged with respect to its use or modification. This document should be adapted to the particular circumstances of the contemplated Project and the controlling Laws and Regulations.

AGREEMENT
BETWEEN OWNER AND ENGINEER
FOR PROFESSIONAL SERVICES

Prepared by

EJCDC
ENGINEERS JOINT CONTRACT DOCUMENTS COMMITTEE

Issued and Published Jointly by

ACEC
AMERICAN COUNCIL OF ENGINEERING COMPANIES

ASCE
AMERICAN SOCIETY OF CIVIL ENGINEERS

National Society of Professional Engineers®

EJCDC® E-500, Agreement Between Owner and Engineer for Professional Services.
Copyright © 2014 National Society of Professional Engineers, American Council of Engineering Companies, and American Society of Civil Engineers. All rights reserved.

This Agreement has been prepared for use with EJCDC® C-700, Standard General Conditions of the Construction Contract, 2013 Edition. Their provisions are interrelated, and a change in one may necessitate a change in the other. For guidance on the completion and use of this Agreement, see EJCDC® E-001, Commentary on the EJCDC Engineering Services Agreements, 2013 Edition.

Copyright © 2014:

National Society of Professional Engineers

1420 King Street, Alexandria, VA 22314-2794

(703) 684-2882

www.nspe.org

American Council of Engineering Companies

1015 15th Street N.W., Washington, DC 20005

(202) 347-7474

www.acec.org

American Society of Civil Engineers

1801 Alexander Bell Drive, Reston, VA 20191-4400

(800) 548-2723

www.asce.org

The copyright for this EJCDC document is owned jointly by the three sponsoring organizations listed above. The National Society of Professional Engineers is the Copyright Administrator for the EJCDC documents; please direct all inquiries regarding EJCDC copyrights to NSPE.

NOTE: EJCDC publications may be purchased at www.ejcdc.org, or from any of the sponsoring organizations above.

TABLE OF CONTENTS

Page

ARTICLE 1 – SERVICES OF ENGINEER 1
1.01 Scope 1

ARTICLE 2 – OWNER'S RESPONSIBILITIES 1
2.01 General 1

ARTICLE 3 – SCHEDULE FOR RENDERING SERVICES 2
3.01 Commencement 2
3.02 Time for Completion 2

ARTICLE 4 – INVOICES AND PAYMENTS 2
4.01 Invoices 2
4.02 Payments 2

ARTICLE 5 – OPINIONS OF COST 3
5.01 Opinions of Probable Construction Cost 3
5.02 Designing to Construction Cost Limit 3
5.03 Opinions of Total Project Costs 3

ARTICLE 6 – GENERAL CONSIDERATIONS 4
6.01 Standards of Performance 4
6.02 Design Without Construction Phase Services 5
6.03 Use of Documents 6
6.04 Electronic Transmittals 6
6.05 Insurance 7
6.06 Suspension and Termination 7
6.07 Controlling Law 9
6.08 Successors, Assigns, and Beneficiaries 9
6.09 Dispute Resolution 9
6.10 Environmental Condition of Site 10
6.11 Shared Negligence 10
6.12 Records Retention 10
6.13 Miscellaneous Provisions 11

ARTICLE 7 – DEFINITIONS 11
7.01 Defined Terms 11

ARTICLE 8 – EXHIBITS AND SPECIAL PROVISIONS 15
8.01 Exhibits Included: 15
8.02 Total Agreement 16
8.03 Designated Representatives 16
8.04 Engineer's Certifications 16

Copyright © 2014 National Society of Professional Engineers, American Council of Engineering Companies, and American Society of Civil Engineers. All rights reserved.

AGREEMENT
BETWEEN OWNER AND ENGINEER
FOR PROFESSIONAL SERVICES

THIS IS AN AGREEMENT effective as of _____ ("Effective Date") between

City of Hattiesburg ("Owner") and

Shows, Dearman and Waits, Inc. ("Engineer").

Owner's Project, of which Engineer's services under this Agreement are a part, is generally identified as follows:

Upgrade the existing drainage system, replace the existing sanitary sewer system and replace the existing water lines along Katie Avenue & Arledge Street.

("Project").

Other terms used in this Agreement are defined in Article 7.

Engineer's services under this Agreement are generally identified as follows: [ ]

Owner and Engineer further agree as follows:

ARTICLE 1 – SERVICES OF ENGINEER

1.01 *Scope*

A. Engineer shall provide, or cause to be provided, the services set forth herein and in Exhibit A.

ARTICLE 2 – OWNER'S RESPONSIBILITIES

2.01 *General*

A. Owner shall have the responsibilities set forth herein and in Exhibit B.

B. Owner shall pay Engineer as set forth in Article 4 and Exhibit C.

C. Owner shall be responsible for all requirements and instructions that it furnishes to Engineer pursuant to this Agreement, and for the accuracy and completeness of all programs, reports, data, and other information furnished by Owner to Engineer pursuant to this Agreement. Engineer may use and rely upon such requirements, programs, instructions, reports, data, and information in performing or furnishing services under this Agreement, subject to any express limitations or reservations applicable to the furnished items.

D. Owner shall give prompt written notice to Engineer whenever Owner observes or otherwise becomes aware of:

1. any development that affects the scope or time of performance of Engineer's services;

Copyright © 2014 National Society of Professional Engineers, American Council of Engineering Companies, and American Society of Civil Engineers. All rights reserved.

2. the presence at the Site of any Constituent of Concern; or

3. any relevant, material defect or nonconformance in: (a) Engineer's services, (b) the Work, (c) the performance of any Constructor, or (d) Owner's performance of its responsibilities under this Agreement.

ARTICLE 3 – SCHEDULE FOR RENDERING SERVICES

3.01 *Commencement*

A. Engineer is authorized to begin rendering services as of the Effective Date.

3.02 *Time for Completion*

A. Engineer shall complete its obligations within a reasonable time. Specific periods of time for rendering services, or specific dates by which services are to be completed, are provided in Exhibit A, and are hereby agreed to be reasonable.

B. If, through no fault of Engineer, such periods of time or dates are changed, or the orderly and continuous progress of Engineer's services is impaired, or Engineer's services are delayed or suspended, then the time for completion of Engineer's services, and the rates and amounts of Engineer's compensation, shall be adjusted equitably.

C. If Owner authorizes changes in the scope, extent, or character of the Project or Engineer's services, then the time for completion of Engineer's services, and the rates and amounts of Engineer's compensation, shall be adjusted equitably.

D. Owner shall make decisions and carry out its other responsibilities in a timely manner so as not to delay the Engineer's performance of its services.

E. If Engineer fails, through its own fault, to complete the performance required in this Agreement within the time set forth, as duly adjusted, then Owner shall be entitled, as its sole remedy, to the recovery of direct damages, if any, resulting from such failure.

ARTICLE 4 – INVOICES AND PAYMENTS

4.01 *Invoices*

A. *Preparation and Submittal of Invoices:* Engineer shall prepare invoices in accordance with its standard invoicing practices and the terms of Exhibit C. Engineer shall submit its invoices to Owner on a monthly basis. Invoices are due and payable within 45 days of receipt.

4.02 *Payments*

A. *Application to Interest and Principal:* Payment will be credited first to any interest owed to Engineer and then to principal.

B. *Failure to Pay*: If Owner fails to make any payment due Engineer for services and expenses within 45 days after receipt of Engineer's invoice, then:

Copyright © 2014 National Society of Professional Engineers, American Council of Engineering Companies, and American Society of Civil Engineers. All rights reserved.

1. amounts due Engineer will be increased at the rate of 1.5% per month (or the maximum rate of interest permitted by law, if less) from said forty-fifth day; and

2. Engineer may, after giving seven days written notice to Owner, suspend services under this Agreement until Owner has paid in full all amounts due for services, expenses, and other related charges. Owner waives any and all claims against Engineer for any such suspension.

C. *Disputed Invoices:* If Owner disputes an invoice, either as to amount or entitlement, then Owner shall promptly advise Engineer in writing of the specific basis for doing so, and the dispute dealt with as set out in Mississippi Code Ann. Section 31-7-305.

D. *Sales or Use Taxes:* If after the Effective Date any governmental entity takes a legislative action that imposes additional sales or use taxes on Engineer's services or compensation under this Agreement, then Engineer may invoice such additional sales or use taxes for reimbursement by Owner. Owner shall reimburse Engineer for the cost of such invoiced additional sales or use taxes; such reimbursement shall be in addition to the compensation to which Engineer is entitled under the terms of Exhibit C.

ARTICLE 5 – OPINIONS OF COST

5.01 *Opinions of Probable Construction Cost*

A. Engineer's opinions (if any) of probable Construction Cost are to be made on the basis of Engineer's experience, qualifications, and general familiarity with the construction industry. However, because Engineer has no control over the cost of labor, materials, equipment, or services furnished by others, or over contractors' methods of determining prices, or over competitive bidding or market conditions, Engineer cannot and does not guarantee that proposals, bids, or actual Construction Cost will not vary from opinions of probable Construction Cost prepared by Engineer. If Owner requires greater assurance as to probable Construction Cost, then Owner agrees to obtain an independent cost estimate.

5.02 *Designing to Construction Cost Limit*

A. If a Construction Cost limit is established between Owner and Engineer, such Construction Cost limit and a statement of Engineer's rights and responsibilities with respect thereto will be specifically set forth in Exhibit F to this Agreement.

5.03 *Opinions of Total Project Costs*

A. The services, if any, of Engineer with respect to Total Project Costs shall be limited to assisting the Owner in tabulating the various categories that comprise Total Project Costs. Engineer assumes no responsibility for the accuracy of any opinions of Total Project Costs.

Copyright © 2014 National Society of Professional Engineers, American Council of Engineering Companies, and American Society of Civil Engineers. All rights reserved.

ARTICLE 6 – GENERAL CONSIDERATIONS

6.01 *Standards of Performance*

A. *Standard of Care:* The standard of care for all professional engineering and related services performed or furnished by Engineer under this Agreement will be the care and skill ordinarily used by members of the subject profession practicing under similar circumstances at the same time and in the same locality.

B. *Technical Accuracy:* Owner shall not be responsible for discovering deficiencies in the technical accuracy of Engineer's services. Engineer shall correct deficiencies in technical accuracy without additional compensation, unless such corrective action is directly attributable to deficiencies in Owner-furnished information.

C. *Consultants:* Engineer may retain such Consultants as Engineer deems necessary to assist in the performance or furnishing of the services, subject to reasonable, timely, and substantive objections by Owner.

D. *Reliance on Others:* Subject to the standard of care set forth in Paragraph 6.01.A, Engineer and its Consultants may use or rely upon design elements and information ordinarily or customarily furnished by others, including, but not limited to, specialty contractors, manufacturers, suppliers, and the publishers of technical standards.

E. *Compliance with Laws and Regulations, and Policies and Procedures:*

1. Engineer and Owner shall comply with applicable Laws and Regulations.

2. Engineer shall comply with any and all policies, procedures, and instructions of Owner that are applicable to Engineer's performance of services under this Agreement and that Owner provides to Engineer in writing, subject to the standard of care set forth in Paragraph 6.01.A, and to the extent compliance is not inconsistent with professional practice requirements.

3. This Agreement is based on Laws and Regulations and Owner-provided written policies and procedures as of the Effective Date. The following may be the basis for modifications to Owner's responsibilities or to Engineer's scope of services, times of performance, or compensation:

   a. changes after the Effective Date to Laws and Regulations;

   b. the receipt by Engineer after the Effective Date of Owner-provided written policies and procedures;

   c. changes after the Effective Date to Owner-provided written policies or procedures.

F. Engineer shall not be required to sign any document, no matter by whom requested, that would result in the Engineer having to certify, guarantee, or warrant the existence of conditions whose existence the Engineer cannot ascertain. Owner agrees not to make resolution of any dispute with the Engineer or payment of any amount due to the Engineer in any way contingent upon the Engineer signing any such document.

Copyright © 2014 National Society of Professional Engineers, American Council of Engineering Companies, and American Society of Civil Engineers. All rights reserved.

G. The general conditions for any construction contract documents prepared hereunder are to be in accordance with local, state and federal law.

H. Engineer shall not at any time supervise, direct, control, or have authority over any Constructor's work, nor shall Engineer have authority over or be responsible for the means, methods, techniques, sequences, or procedures of construction selected or used by any Constructor, or the safety precautions and programs incident thereto, for security or safety at the Site, nor for any failure of a Constructor to comply with Laws and Regulations applicable to that Constructor's furnishing and performing of its work. Engineer shall not be responsible for the acts or omissions of any Constructor.

I. Engineer neither guarantees the performance of any Constructor nor assumes responsibility for any Constructor's failure to furnish and perform the Work in accordance with the Construction Contract Documents.

J. Engineer shall not be responsible for any decision made regarding the Construction Contract Documents, or any application, interpretation, clarification, or modification of the Construction Contract Documents, other than those made by Engineer or its Consultants.

K. Engineer is not required to provide and does not have any responsibility for surety bonding or insurance-related advice, recommendations, counseling, or research, or enforcement of construction insurance or surety bonding requirements.

L. Engineer's services do not include providing legal advice or representation.

M. Engineer's services do not include (1) serving as a "municipal advisor" for purposes of the registration requirements of Section 975 of the Dodd-Frank Wall Street Reform and Consumer Protection Act (2010) or the municipal advisor registration rules issued by the Securities and Exchange Commission, or (2) advising Owner, or any municipal entity or other person or entity, regarding municipal financial products or the issuance of municipal securities, including advice with respect to the structure, timing, terms, or other similar matters concerning such products or issuances.

N. While at the Site, Engineer, its Consultants, and their employees and representatives shall comply with the applicable requirements of Contractor's and Owner's safety programs of which Engineer has been informed in writing.

6.02 *Design Without Construction Phase Services*

A. Engineer shall be responsible only for those Construction Phase services expressly required of Engineer in Exhibit A, Paragraph A1.05. With the exception of such expressly required services, Engineer shall have no design, Shop Drawing review, or other obligations during construction, and Owner assumes all responsibility for the application and interpretation of the Construction Contract Documents, review and response to Contractor claims, Construction Contract administration, processing of Change Orders and submittals, revisions to the Construction Contract Documents during construction, construction observation and review, review of Contractor's payment applications, and all other necessary Construction Phase administrative, engineering, and professional services. Owner waives all claims against the Engineer that may be connected in any way to

Copyright © 2014 National Society of Professional Engineers, American Council of Engineering Companies, and American Society of Civil Engineers. All rights reserved.

Construction Phase administrative, engineering, or professional services except for those services that are expressly required of Engineer in Exhibit A.

6.03 *Use of Documents*

A. All Documents are instruments of service, and Engineer shall retain an ownership and property interest therein (including the copyright and the right of reuse at the discretion of the Engineer) whether or not the Project is completed.

B. If Engineer is required to prepare or furnish Drawings or Specifications under this Agreement, Engineer shall deliver to Owner at least one original printed record version of such Drawings and Specifications, signed and sealed according to applicable Laws and Regulations.

C. Owner may make and retain copies of Documents for information and reference in connection with the use of the Documents on the Project. Engineer grants Owner a limited license to use the Documents on the Project, extensions of the Project, and for related uses of the Owner, subject to receipt by Engineer of full payment due and owing for all services relating to preparation of the Documents, and subject to the following limitations: (1) Owner acknowledges that such Documents are not intended or represented to be suitable for use on the Project unless completed by Engineer, or for use or reuse by Owner or others on extensions of the Project, on any other project, or for any other use or purpose, without written verification or adaptation by Engineer; (2) any such use or reuse, or any modification of the Documents, without written verification, completion, or adaptation by Engineer, as appropriate for the specific purpose intended, will be at Owner's sole risk and without liability or legal exposure to Engineer or to its officers, directors, members, partners, agents, employees, and Consultants; (3) such limited license to Owner shall not create any rights in third parties.

D. If Engineer at Owner's request verifies the suitability of the Documents, completes them, or adapts them for extensions of the Project or for any other purpose, then Owner shall compensate Engineer at rates or in an amount to be agreed upon by Owner and Engineer.

6.04 *Electronic Transmittals*

A. Owner and Engineer may transmit, and shall accept, Project-related correspondence, Documents, text, data, drawings, information, and graphics, in electronic media or digital format, either directly, or through access to a secure Project website, in accordance with a mutually agreeable protocol.

B. If this Agreement does not establish protocols for electronic or digital transmittals, then Owner and Engineer shall jointly develop such protocols.

C. When transmitting items in electronic media or digital format, the transmitting party makes no representations as to long term compatibility, usability, or readability of the items resulting from the recipient's use of software application packages, operating systems, or computer hardware differing from those used in the drafting or transmittal of the items, or from those established in applicable transmittal protocols.

Copyright © 2014 National Society of Professional Engineers, American Council of Engineering Companies, and American Society of Civil Engineers. All rights reserved.

6.05 *Insurance*

A. Engineer shall procure and maintain insurance as set forth in Exhibit G. Engineer shall cause Owner to be listed as an additional insured on any applicable general liability insurance policy carried by Engineer.

B. Section Deleted

C. Owner shall require Contractor to purchase and maintain policies of insurance covering workers' compensation, general liability, motor vehicle damage and injuries, and other insurance necessary to protect Owner's and Engineer's interests in the Project. Owner shall require Contractor to cause Engineer and its Consultants to be listed as additional insureds with respect to such liability insurance purchased and maintained by Contractor for the Project.

D. Upon written request the Engineer shall deliver to the Owner certificates of insurance evidencing the coverages indicated in Exhibit G. Such certificates shall be furnished prior to commencement of Engineer's services and at renewals thereafter during the life of the Agreement.

E. All policies of property insurance relating to the Project, including but not limited to any builder's risk policy, shall allow for waiver of subrogation rights and contain provisions to the effect that in the event of payment of any loss or damage the insurers will have no rights of recovery against any insured thereunder or against Engineer or its Consultants. Owner and Engineer shall take appropriate measures in other Project-related contracts to secure waivers of rights consistent with those set forth in this paragraph.

F. All policies of insurance shall contain a provision or endorsement that the coverage afforded will not be canceled or reduced in limits by endorsement, and that renewal will not be refused, until at least 10 days prior written notice has been given to the primary insured. Upon receipt of such notice, the receiving party shall promptly forward a copy of the notice to the other party to this Agreement.

G. At any time, Owner may request that Engineer or its Consultants, at Owner's sole expense, provide additional insurance coverage, increased limits, or revised deductibles that are more protective than those specified in Exhibit G. If so requested by Owner, and if commercially available, Engineer shall obtain and shall require its Consultants to obtain such additional insurance coverage, different limits, or revised deductibles for such periods of time as requested by Owner, and Exhibit G will be supplemented to incorporate these requirements.

6.06 *Suspension and Termination*

A. *Suspension:*

1. *By Owner*: Owner may suspend the Project for up to 90 days upon seven days written notice to Engineer.

2. *By Engineer*: Engineer may, after giving seven days written notice to Owner, suspend services under this Agreement if Owner has failed to pay Engineer for invoiced services

Copyright © 2014 National Society of Professional Engineers, American Council of Engineering Companies, and American Society of Civil Engineers. All rights reserved.

and expenses, as set forth in Paragraph 4.02.B, or in response to the presence of Constituents of Concern at the Site, as set forth in Paragraph 6.10.D.

B. *Termination*: The obligation to provide further services under this Agreement may be terminated:

1. For cause,

   a. by either party upon 30 days written notice in the event of substantial failure by the other party to perform in accordance with the terms hereof through no fault of the terminating party.

   b. by Engineer:

      1) upon seven days written notice if Owner demands that Engineer furnish or perform services contrary to Engineer's responsibilities as a licensed professional; or

      2) upon seven days written notice if the Engineer's services for the Project are delayed or suspended for more than 90 days for reasons beyond Engineer's control, or as the result of the presence at the Site of undisclosed Constituents of Concern, as set forth in Paragraph 6.10.D.

      3) Engineer shall have no liability to Owner on account of such termination.

   c. Notwithstanding the foregoing, this Agreement will not terminate under Paragraph 6.06.B.1.a if the party receiving such notice begins, within seven days of receipt of such notice, to correct its substantial failure to perform and proceeds diligently to cure such failure within no more than 30 days of receipt thereof; provided, however, that if and to the extent such substantial failure cannot be reasonably cured within such 30 day period, and if such party has diligently attempted to cure the same and thereafter continues diligently to cure the same, then the cure period provided for herein shall extend up to, but in no case more than, 60 days after the date of receipt of the notice.

2. For convenience, by Owner effective upon Engineer's receipt of notice from Owner.

C. *Effective Date of Termination:* The terminating party under Paragraph 6.06.B may set the effective date of termination at a time up to 30 days later than otherwise provided to allow Engineer to demobilize personnel and equipment from the Site, to complete tasks whose value would otherwise be lost, to prepare notes as to the status of completed and uncompleted tasks, and to assemble Project materials in orderly files.

D. *Payments Upon Termination:*

1. In the event of any termination under Paragraph 6.06, Engineer will be entitled to invoice Owner and to receive full payment for all services performed or furnished in accordance with this Agreement and all Reimbursable Expenses incurred through the effective date of termination. Upon making such payment, Owner shall have the limited

Copyright © 2014 National Society of Professional Engineers, American Council of Engineering Companies, and American Society of Civil Engineers. All rights reserved.

right to the use of Documents, at Owner's sole risk, subject to the provisions of Paragraph 6.03.

2. In the event of termination by Owner for convenience or by Engineer for cause, Engineer shall be entitled, in addition to invoicing for those items identified in Paragraph 6.06.D.1, to invoice Owner and receive payment of a reasonable amount for services and expenses directly attributable to termination, both before and after the effective date of termination, such as reassignment of personnel, costs of terminating contracts with Engineer's Consultants, and other related close-out costs, using methods and rates for Additional Services as set forth in Exhibit C.

6.07 *Controlling Law*

A. This Agreement is to be governed by the Laws and Regulations of the state in which the Project is located.

6.08 *Successors, Assigns, and Beneficiaries*

A. Engineer is hereby bound and the successors, executors, administrators, and legal representatives of Engineer (and to the extent permitted by Paragraph 6.08.B the assigns of Engineer) are hereby bound to the Owner to this Agreement and to the successors, executors, administrators and legal representatives (and said assigns) of such other party, in respect of all covenants, agreements, and obligations of this Agreement.

B. Neither Owner nor Engineer may assign, sublet, or transfer any rights under or interest (including, but without limitation, money that is due or may become due) in this Agreement without the written consent of the other party, except to the extent that any assignment, subletting, or transfer is mandated by law. Unless specifically stated to the contrary in any written consent to an assignment, no assignment will release or discharge the assignor from any duty or responsibility under this Agreement.

C. Unless expressly provided otherwise in this Agreement:

1. Nothing in this Agreement shall be construed to create, impose, or give rise to any duty owed by Owner or Engineer to any Constructor, other third-party individual or entity, or to any surety for or employee of any of them.

2. All duties and responsibilities undertaken pursuant to this Agreement will be for the sole and exclusive benefit of Owner and Engineer and not for the benefit of any other party.

3. Owner agrees that the substance of the provisions of this Paragraph 6.08.C shall appear in the Construction Contract Documents.

6.09 *Dispute Resolution*

A. Owner and Engineer agree to negotiate all disputes between them in good faith for a period of 30 days from the date of notice prior to invoking other provisions of this Agreement, or exercising their rights at law.

Copyright © 2014 National Society of Professional Engineers, American Council of Engineering Companies, and American Society of Civil Engineers. All rights reserved.

6.10 *Environmental Condition of Site*

A. Owner represents to Engineer that as of the Effective Date to the best of Owner's knowledge no Constituents of Concern, other than those disclosed in writing to Engineer, exist at or adjacent to the Site.

B. If Engineer encounters or learns of an undisclosed Constituent of Concern at the Site, then Engineer shall notify (1) Owner and (2) appropriate governmental officials if Engineer reasonably concludes that doing so is required by applicable Laws or Regulations.

C. It is acknowledged by both parties that Engineer's scope of services does not include any services related to unknown or undisclosed Constituents of Concern. If Engineer or any other party encounters, uncovers, or reveals an undisclosed Constituent of Concern, then Owner shall promptly determine whether to retain a qualified expert to evaluate such condition or take any necessary corrective action.

D. If investigative or remedial action, or other professional services, are necessary with respect to undisclosed Constituents of Concern, or if investigative or remedial action beyond that reasonably contemplated is needed to address a disclosed or known Constituent of Concern, then Engineer may, at its option and without liability for consequential or any other damages, suspend performance of services on the portion of the Project affected thereby until such portion of the Project is no longer affected.

E. If the presence at the Site of undisclosed Constituents of Concern adversely affects the performance of Engineer's services under this Agreement, then the Engineer shall have the option of (1) accepting an equitable adjustment in its compensation or in the time of completion, or both; or (2) terminating this Agreement for cause on seven days notice.

F. Owner acknowledges that Engineer is performing professional services for Owner and that Engineer is not and shall not be required to become an "owner," "arranger," "operator," "generator," or "transporter" of hazardous substances, as defined in the Comprehensive Environmental Response, Compensation, and Liability Act (CERCLA), as amended, which are or may be encountered at or near the Site in connection with Engineer's activities under this Agreement.

6.11 *Shared Negligence*

A. *Percentage Share of Negligence:* To the fullest extent permitted by Laws and Regulations, a party's total liability to the other party and anyone claiming by, through, or under the other party for any cost, loss, or damages caused in part by the negligence of the party and in part by the negligence of the other party or any other negligent entity or individual, shall not exceed the percentage share that the party's negligence bears to the total negligence of Owner, Engineer, and all other negligent entities and individuals.

6.12 *Records Retention*

A. Engineer shall maintain on file in legible form, for a period of five years following completion or termination of its services, all Documents, records (including cost records), and design calculations related to Engineer's services or pertinent to Engineer's

Copyright © 2014 National Society of Professional Engineers, American Council of Engineering Companies, and American Society of Civil Engineers. All rights reserved.

performance under this Agreement. Upon Owner's request, Engineer shall provide a copy of any such item to Owner at cost.

6.13 *Miscellaneous Provisions*

A. *Notices:* Any notice required under this Agreement will be in writing, addressed to the appropriate party at its address on the signature page and given personally, by registered or certified mail postage prepaid, or by a commercial courier service. All notices shall be effective upon the date of receipt.

B. *Survival:* All express representations, waivers, indemnifications, and limitations of liability included in this Agreement will survive its completion or termination for any reason.

C. *Severability:* Any provision or part of the Agreement held to be void or unenforceable under any Laws or Regulations shall be deemed stricken, and all remaining provisions shall continue to be valid and binding upon Owner and Engineer, which agree that the Agreement shall be reformed to replace such stricken provision or part thereof with a valid and enforceable provision that comes as close as possible to expressing the intention of the stricken provision.

D. *Waiver:* A party's non-enforcement of any provision shall not constitute a waiver of that provision, nor shall it affect the enforceability of that provision or of the remainder of this Agreement.

E. *Accrual of Claims:* To the fullest extent permitted by Laws and Regulations, all causes of action arising under this Agreement shall be deemed to have accrued, and all statutory periods of limitation shall commence, no later than the date of Substantial Completion.

ARTICLE 7 – DEFINITIONS

7.01 *Defined Terms*

A. Wherever used in this Agreement (including the Exhibits hereto) terms (including the singular and plural forms) printed with initial capital letters have the meanings indicated in the text above, in the exhibits, or in the following definitions:

1. *Addenda*—Written or graphic instruments issued prior to the opening of bids which clarify, correct, or change the bidding requirements or the proposed Construction Contract Documents.

2. *Additional Services*—The services to be performed for or furnished to Owner by Engineer in accordance with Part 2 of Exhibit A of this Agreement.

3. *Agreement*—This written contract for professional services between Owner and Engineer, including all exhibits identified in Paragraph 8.01 and any duly executed amendments.

4. *Application for Payment*—The form acceptable to Engineer which is to be used by Contractor during the course of the Work in requesting progress or final payments and

Copyright © 2014 National Society of Professional Engineers, American Council of Engineering Companies, and American Society of Civil Engineers. All rights reserved.

which is to be accompanied by such supporting documentation as is required by the Construction Contract.

5. *Basic Services*—The services to be performed for or furnished to Owner by Engineer in accordance with Part 1 of Exhibit A of this Agreement.

6. *Change Order*—A document which is signed by Contractor and Owner and authorizes an addition, deletion, or revision in the Work or an adjustment in the Construction Contract Price or the Construction Contract Times, or other revision to the Construction Contract, issued on or after the effective date of the Construction Contract.

7. *Change Proposal*—A written request by Contractor, duly submitted in compliance with the procedural requirements set forth in the Construction Contract, seeking an adjustment in Construction Contract Price or Construction Contract Times, or both; contesting an initial decision by Engineer concerning the requirements of the Construction Contract Documents or the acceptability of Work under the Construction Contract Documents; challenging a set-off against payments due; or seeking other relief with respect to the terms of the Construction Contract.

8. *Constituent of Concern*—Asbestos, petroleum, radioactive material, polychlorinated biphenyls (PCBs), hazardous waste, and any substance, product, waste, or other material of any nature whatsoever that is or becomes listed, regulated, or addressed pursuant to (a) the Comprehensive Environmental Response, Compensation and Liability Act, 42 U.S.C. §§9601 et seq. ("CERCLA"); (b) the Hazardous Materials Transportation Act, 49 U.S.C. §§5501 et seq.; (c) the Resource Conservation and Recovery Act, 42 U.S.C. §§6901 et seq. ("RCRA"); (d) the Toxic Substances Control Act, 15 U.S.C. §§2601 et seq.; (e) the Clean Water Act, 33 U.S.C. §§1251 et seq.; (f) the Clean Air Act, 42 U.S.C. §§7401 et seq.; or (g) any other federal, State, or local statute, law, rule, regulation, ordinance, resolution, code, order, or decree regulating, relating to, or imposing liability or standards of conduct concerning, any hazardous, toxic, or dangerous waste, substance, or material.

9. *Construction Contract*—The entire and integrated written contract between the Owner and Contractor concerning the Work.

10. *Construction Contract Documents*—Those items designated as "Contract Documents" in the Construction Contract, and which together comprise the Construction Contract.

11. *Construction Contract Price*—The money that Owner has agreed to pay Contractor for completion of the Work in accordance with the Construction Contract Documents.

12. *Construction Contract Times*—The number of days or the dates by which Contractor shall: (a) achieve milestones, if any, in the Construction Contract; (b) achieve Substantial Completion; and (c) complete the Work.

13. *Construction Cost*—The cost to Owner of the construction of those portions of the entire Project designed or specified by or for Engineer under this Agreement, including construction labor, services, materials, equipment, insurance, and bonding costs, and allowances for contingencies. Construction Cost does not include costs of services of Engineer or other design professionals and consultants; cost of land or rights-of-way, or

Copyright © 2014 National Society of Professional Engineers, American Council of Engineering Companies, and American Society of Civil Engineers. All rights reserved.

compensation for damages to property; Owner's costs for legal, accounting, insurance counseling, or auditing services; interest or financing charges incurred in connection with the Project; or the cost of other services to be provided by others to Owner. Construction Cost is one of the items comprising Total Project Costs.

14. *Constructor*—Any person or entity (not including the Engineer, its employees, agents, representatives, and Consultants), performing or supporting construction activities relating to the Project, including but not limited to Contractors, Subcontractors, Suppliers, Owner's work forces, utility companies, other contractors, construction managers, testing firms, shippers, and truckers, and the employees, agents, and representatives of any or all of them.

15. *Consultants*—Individuals or entities having a contract with Engineer to furnish services with respect to this Project as Engineer's independent professional associates and consultants; subcontractors; or vendors.

16. *Contractor*—The entity or individual with which Owner enters into a Construction Contract.

17. *Documents*—Data, reports, Drawings, Specifications, Record Drawings, building information models, civil integrated management models, and other deliverables, whether in printed or electronic format, provided or furnished in appropriate phases by Engineer to Owner pursuant to this Agreement.

18. *Drawings*—That part of the Construction Contract Documents that graphically shows the scope, extent, and character of the Work to be performed by Contractor.

19. *Effective Date*—The date indicated in this Agreement on which it becomes effective, but if no such date is indicated, the date on which this Agreement is signed and delivered by the last of the parties to sign and deliver.

20. *Engineer*—The individual or entity named as such in this Agreement.

21. *Field Order*—A written order issued by Engineer which requires minor changes in the Work but does not change the Construction Contract Price or the Construction Contract Times.

22. *Laws and Regulations; Laws or Regulations*—Any and all applicable laws, statutes, rules, regulations, ordinances, codes, and orders of any and all governmental bodies, agencies, authorities, and courts having jurisdiction.

23. *Owner*—The individual or entity named as such in this Agreement and for which Engineer's services are to be performed. Unless indicated otherwise, this is the same individual or entity that will enter into any Construction Contracts concerning the Project.

24. *Project*—The total undertaking to be accomplished for Owner by engineers, contractors, and others, including planning, study, design, construction, testing, commissioning, and start-up, and of which the services to be performed or furnished by Engineer under this Agreement are a part.

Copyright © 2014 National Society of Professional Engineers, American Council of Engineering Companies, and American Society of Civil Engineers. All rights reserved.

25. *Record Drawings*—Drawings depicting the completed Project, or a specific portion of the completed Project, prepared by Engineer as an Additional Service and based on Contractor's record copy of all Drawings, Specifications, Addenda, Change Orders, Work Change Directives, Field Orders, and written interpretations and clarifications, as delivered to Engineer and annotated by Contractor to show changes made during construction.

26. *Reimbursable Expenses*—The expenses incurred directly by Engineer in connection with the performing or furnishing of Basic Services and Additional Services for the Project.

27. *Resident Project Representative*—The authorized representative of Engineer assigned to assist Engineer at the Site during the Construction Phase. As used herein, the term Resident Project Representative or "RPR" includes any assistants or field staff of Resident Project Representative. The duties and responsibilities of the Resident Project Representative, if any, are as set forth in Exhibit D.

28. *Samples*—Physical examples of materials, equipment, or workmanship that are representative of some portion of the Work and that establish the standards by which such portion of the Work will be judged.

29. *Shop Drawings*—All drawings, diagrams, illustrations, schedules, and other data or information that are specifically prepared or assembled by or for Contractor and submitted by Contractor to illustrate some portion of the Work. Shop Drawings, whether approved or not, are not Drawings and are not Construction Contract Documents.

30. *Site*—Lands or areas to be indicated in the Construction Contract Documents as being furnished by Owner upon which the Work is to be performed, including rights-of-way and easements, and such other lands furnished by Owner which are designated for the use of Contractor.

31. *Specifications*—The part of the Construction Contract Documents that consists of written requirements for materials, equipment, systems, standards, and workmanship as applied to the Work, and certain administrative requirements and procedural matters applicable to the Work.

32. *Subcontractor*—An individual or entity having a direct contract with Contractor or with any other Subcontractor for the performance of a part of the Work.

33. *Substantial Completion*—The time at which the Work (or a specified part thereof) has progressed to the point where, in the opinion of Engineer, the Work (or a specified part thereof) is sufficiently complete, in accordance with the Construction Contract Documents, so that the Work (or a specified part thereof) can be utilized for the purposes for which it is intended. The terms "substantially complete" and "substantially completed" as applied to all or part of the Work refer to Substantial Completion thereof.

34. *Supplier*—A manufacturer, fabricator, supplier, distributor, materialman, or vendor having a direct contract with Contractor or with any Subcontractor to furnish materials or equipment to be incorporated in the Work by Contractor or a Subcontractor.

Copyright © 2014 National Society of Professional Engineers, American Council of Engineering Companies, and American Society of Civil Engineers. All rights reserved.

35. *Total Project Costs*—The total cost of planning, studying, designing, constructing, testing, commissioning, and start-up of the Project, including Construction Cost and all other Project labor, services, materials, equipment, insurance, and bonding costs, allowances for contingencies, and the total costs of services of Engineer or other design professionals and consultants, together with such other Project-related costs that Owner furnishes for inclusion, including but not limited to cost of land, rights-of-way, compensation for damages to properties, Owner's costs for legal, accounting, insurance counseling, and auditing services, interest and financing charges incurred in connection with the Project, and the cost of other services to be provided by others to Owner.

36. *Work*—The entire construction or the various separately identifiable parts thereof required to be provided under the Construction Contract Documents. Work includes and is the result of performing or providing all labor, services, and documentation necessary to produce such construction; furnishing, installing, and incorporating all materials and equipment into such construction; and may include related services such as testing, start-up, and commissioning, all as required by the Construction Contract Documents.

37. *Work Change Directive*—A written directive to Contractor issued on or after the effective date of the Construction Contract, signed by Owner and recommended by Engineer, ordering an addition, deletion, or revision in the Work.

B. *Day*:

1. The word "day" means a calendar day of 24 hours measured from midnight to the next midnight.

ARTICLE 8 – EXHIBITS AND SPECIAL PROVISIONS

8.01 *Exhibits Included:*

A. Exhibit A, Engineer's Services.

B. Exhibit B, Owner's Responsibilities.

C. Exhibit C, Payments to Engineer for Services and Reimbursable Expenses.

D. Exhibit D, Duties, Responsibilities and Limitations of Authority of Resident Project Representative.

E. Exhibit E, DELETED

F. Exhibit F, DELETED

G. Exhibit G, Insurance.

H. Exhibit H, DELETED

I. Exhibit I, Limitations of Liability.

J. Exhibit J, DELETED

Copyright © 2014 National Society of Professional Engineers, American Council of Engineering Companies, and American Society of Civil Engineers. All rights reserved.

K. Exhibit K, DELETED

8.02 *Total Agreement*

A. This Agreement, (together with the exhibits included above) constitutes the entire agreement between Owner and Engineer and supersedes all prior written or oral understandings. This Agreement may only be amended, supplemented, modified, or canceled by a written instrument duly executed by both parties.

8.03 *Designated Representatives*

A. With the execution of this Agreement, Engineer and Owner shall designate specific individuals to act as Engineer's and Owner's representatives with respect to the services to be performed or furnished by Engineer and responsibilities of Owner under this Agreement. Such an individual shall have authority to transmit instructions, receive information, and render decisions relative to this Agreement on behalf of the respective party whom the individual represents.

8.04 *Engineer's Certifications*

A. Engineer certifies that it has not engaged in corrupt, fraudulent, or coercive practices in competing for or in executing the Agreement. For the purposes of this Paragraph 8.04:

1. "corrupt practice" means the offering, giving, receiving, or soliciting of any thing of value likely to influence the action of a public official in the selection process or in the Agreement execution;

2. "fraudulent practice" means an intentional misrepresentation of facts made (a) to influence the selection process or the execution of the Agreement to the detriment of Owner, or (b) to deprive Owner of the benefits of free and open competition;

3. "coercive practice" means harming or threatening to harm, directly or indirectly, persons or their property to influence their participation in the selection process or affect the execution of the Agreement.

Copyright © 2014 National Society of Professional Engineers, American Council of Engineering Companies, and American Society of Civil Engineers. All rights reserved.

IN WITNESS WHEREOF, the parties hereto have executed this Agreement, the Effective Date of which is indicated on page 1.

Owner: City of Hattiesburg

By:
Print name: Honorable Toby Barker
Title: Mayor
Date Signed:

Address for Owner's receipt of notices:
P.O. Box 1898
Hattiesburg, MS 39401

Designated Representative (Paragraph 8.03.A):
Lamar Rutland, P.E.
Title: Director of Engineering
Phone Number: 601-545-4540
E-Mail Address: lrutland@hattiesburgms.com

Engineer: Shows, Dearman and Waits, Inc.

By:
Print name: Shea E. McNease, P.E.
Title: President
Date Signed: 1/8/2018

Engineer License or Firm's Certificate No. (if required):
E-4
State of: Mississippi

Address for Engineer's receipt of notices:
301 Second Avenue
Hattiesburg, MS 39401

Designated Representative (Paragraph 8.03.A):
Shea E. McNease, P.E.
Title: President
Phone Number: 601-544-1821
E-Mail Address: shea@sd-w.com

Copyright © 2014 National Society of Professional Engineers, American Council of Engineering Companies, and American Society of Civil Engineers. All rights reserved.

This is **EXHIBIT A**, consisting of 14 pages, referred to in and part of the **Agreement between Owner and Engineer for Professional Services** dated _____.

Engineer's Services

Article 1 of the Agreement is supplemented to include the following agreement of the parties.

Engineer shall provide Basic and Additional Services as set forth below.

PART 1 – BASIC SERVICES

A1.01 *Study and Report Phase* - ***SECTION DELETED***

A1.02 *Preliminary Design Phase*

A. After issuance by Owner of any instructions of for use of Project Strategies, Technologies, and Techniques, or for inclusion of sustainable features in the design; and indication by Owner of any specific modifications or changes in the scope, extent, character, or design requirements of the Project desired by Owner, (1) Engineer and Owner shall discuss and resolve any necessary revisions to Engineer's compensation (through application of the provisions regarding Additional Services, or otherwise), or the time for completion of Engineer's services, resulting from the selected solution, related Project Strategies, Technologies, or Techniques, sustainable design instructions, or specific modifications to the Project, and (2) upon written from Owner, Engineer shall:

1. Prepare Preliminary Design Phase documents consisting of final design criteria, preliminary drawings, outline specifications, and written descriptions of the Project.

2. In preparing the Preliminary Design Phase documents, use any specific applicable Project Strategies, Technologies, and Techniques authorized by Owner and include sustainable features, as appropriate, pursuant to Owner's instructions.

3. Provide necessary field surveys and topographic and utility mapping for Engineer's design purposes. Comply with the scope of work and procedure for the identification and mapping of existing utilities selected and authorized by Owner pursuant to advice from Engineer based on ASCE 38, "Standard Guideline for the Collection and Depiction of Existing Subsurface Utility Data," as set forth in Paragraph A1.01.A.12 above. If no such scope of work and procedure for utility mapping has been selected and authorized, then at a minimum the utility mapping will include Engineer contacting utility owners and obtaining available information.

4. Visit the Site as needed to prepare the Preliminary Design Phase documents.

5. Advise Owner if additional reports, data, information, or services of the types described in Exhibit B are necessary and assist Owner in obtaining such reports, data, information, or services.

6. Continue to assist Owner with Project Strategies, Technologies, and Techniques that Owner has chosen to implement.

Copyright © 2014 National Society of Professional Engineers, American Council of Engineering Companies, and American Society of Civil Engineers. All rights reserved.

7. Based on the information contained in the Preliminary Design Phase documents, prepare a revised opinion of probable Construction Cost, and assist Owner in tabulating the various cost categories which comprise Total Project Costs.

8. Obtain and review Owner's instructions regarding Owner's procurement of construction services (including instructions regarding advertisements for bids, instructions to bidders, and requests for proposals, as applicable), Owner's construction contract practices and requirements, insurance and bonding requirements, electronic transmittals during construction, and other information necessary for the finalization of Owner's bidding-related documents (or requests for proposals or other construction procurement documents), and Construction Contract Documents. Also obtain and review copies of Owner's design and construction standards, Owner's standard forms, general conditions (if other than EJCDC® C-700, Standard General Conditions of the Construction Contract, 2013 Edition), supplementary conditions, text, and related documents or content for Engineer to include in the draft bidding-related documents (or requests for proposals or other construction procurement documents), and in the draft Construction Contract Documents, when applicable.

9. Perform or provide the following other Preliminary Design Phase tasks or deliverables: N/A

10. Furnish 1 review copies of the Preliminary Design Phase documents, opinion of probable Construction Cost, and any other Preliminary Design Phase deliverables to Owner within 45 days of authorization to proceed with this phase, and review them with Owner. Within 15 days of receipt, Owner shall submit to Engineer any comments regarding the furnished items.

11. Revise the Preliminary Design Phase documents, opinion of probable Construction Cost, and any other Preliminary Design Phase deliverables in response to Owner's comments, as appropriate, and furnish to Owner 1 copies of the revised Preliminary Design Phase documents, revised opinion of probable Construction Cost, and any other deliverables within 60 days after receipt of Owner's comments.

B. Engineer's services under the Preliminary Design Phase will be considered complete on the date when Engineer has delivered to Owner the revised Preliminary Design Phase documents, revised opinion of probable Construction Cost, and any other Preliminary Design Phase deliverables.

A1.03 *Final Design Phase*

A. After acceptance by Owner of the Preliminary Design Phase documents, revised opinion of probable Construction Cost as determined in the Preliminary Design Phase, and any other Preliminary Design Phase deliverables, subject to any Owner-directed modifications or changes in the scope, extent, character, or design requirements of or for the Project, and upon authorization from Owner, Engineer shall:

1. Prepare final Drawings and Specifications indicating the scope, extent, and character of the Work to be performed and furnished by Contractor.

2. Visit the Site as needed to assist in preparing the final Drawings and Specifications.

Copyright © 2014 National Society of Professional Engineers, American Council of Engineering Companies, and American Society of Civil Engineers. All rights reserved.

3. Provide technical criteria, written descriptions, and design data for Owner's use in filing applications for permits from or approvals of governmental authorities having jurisdiction to review or approve the final design; assist Owner in consultations with such authorities; and revise the Drawings and Specifications in response to directives from such authorities, as appropriate.

4. Advise Owner of any recommended adjustments to the opinion of probable Construction Cost.

5. After consultation with Owner, include in the Construction Contract Documents any specific protocols for the transmittal of Project-related correspondence, documents, text, data, drawings, information, and graphics, in electronic media or digital format, either directly, or through access to a secure Project website. Any such protocols shall be applicable to transmittals between and among Owner, Engineer, and Contractor during the Construction Phase and Post-Construction Phase, and unless agreed otherwise shall supersede any conflicting protocols previously established for transmittals between Owner and Engineer.

6. Assist Owner in assembling known reports and drawings of Site conditions, and in identifying the technical data contained in such reports and drawings upon which bidders or other prospective contractors may rely.

7. In addition to preparing the final Drawings and Specifications, assemble drafts of other Construction Contract Documents based on specific instructions and contract forms, text, or content received from Owner.

8. Prepare or assemble draft bidding-related documents (or requests for proposals or other construction procurement documents), based on the specific bidding or procurement-related instructions and forms, text, or content received from Owner.

9. Perform or provide the following other Final Design Phase tasks or deliverables: N/A

10. Furnish for review by Owner, its legal counsel, and other advisors, 1 copies of the final Drawings and Specifications, assembled drafts of other Construction Contract Documents, the draft bidding-related documents (or requests for proposals or other construction procurement documents), and any other Final Design Phase deliverables, within 30 days of authorization to proceed with the Final Design Phase, and review them with Owner. Within 15 days of receipt, Owner shall submit to Engineer any comments regarding the furnished items, and any instructions for revisions.

11. Revise the final Drawings and Specifications, assembled drafts of other Construction Contract Documents, the draft bidding-related documents (or requests for proposals or other construction procurement documents), and any other Final Design Phase deliverables in accordance with comments and instructions from the Owner, as appropriate, and submit 1 final copies of such documents to Owner within 60 days after receipt of Owner's comments and instructions.

B. Engineer's services under the Final Design Phase will be considered complete on the date when Engineer has delivered to Owner the final Drawings and Specifications, other

Copyright © 2014 National Society of Professional Engineers, American Council of Engineering Companies, and American Society of Civil Engineers. All rights reserved.

assembled Construction Contract Documents, bidding-related documents (or requests for proposals or other construction procurement documents), and any other Final Design Phase deliverables.

C. In the event that the Work designed or specified by Engineer is to be performed or furnished under more than one prime contract, or if Engineer's services are to be separately sequenced with the work of one or more prime Contractors (such as in the case of fast-tracking), Owner and Engineer shall, prior to commencement of the Final Design Phase, develop a schedule for performance of Engineer's services during the Final Design, Bidding or Negotiating, Construction, and Post-Construction Phases in order to sequence and coordinate properly such services as are applicable to the work under such separate prime contracts. This schedule is to be prepared and included in or become an amendment to Exhibit A whether or not the work under such contracts is to proceed concurrently.

D. The number of prime contracts for Work designed or specified by Engineer upon which the Engineer's compensation has been established under this Agreement is one (1). If more prime contracts are awarded, Engineer shall be entitled to an equitable increase in its compensation under this Agreement.

A1.04 *Bidding or Negotiating Phase*

A. After acceptance by Owner of the final Drawings and Specifications, other Construction Contract Documents, bidding-related documents (or requests for proposals or other construction procurement documents), and the most recent opinion of probable Construction Cost as determined in the Final Design Phase, and upon written authorization by Owner to proceed, Engineer shall:

1. Assist Owner in advertising for and obtaining bids or proposals for the Work, assist Owner in issuing assembled design, contract, and bidding-related documents (or requests for proposals or other construction procurement documents) to prospective contractors, and, where applicable, maintain a record of prospective contractors to which documents have been issued, attend pre-bid conferences, if any, and receive and process contractor deposits or charges for the issued documents.

2. Prepare and issue Addenda as appropriate to clarify, correct, or change the issued documents.

3. Provide information or assistance needed by Owner in the course of any review of proposals or negotiations with prospective contractors.

4. Consult with Owner as to the qualifications of prospective contractors.

5. Consult with Owner as to the qualifications of subcontractors, suppliers, and other individuals and entities proposed by prospective contractors, for those portions of the Work as to which review of qualifications is required by the issued documents.

6. If the issued documents require, the Engineer shall evaluate and determine the acceptability of "or equals" and substitute materials and equipment proposed by prospective contractors, provided that such proposals are allowed by the bidding-related documents (or requests for proposals or other construction procurement

Copyright © 2014 National Society of Professional Engineers, American Council of Engineering Companies, and American Society of Civil Engineers. All rights reserved.

documents) prior to award of contracts for the Work. Services under this paragraph are subject to the provisions of Paragraph A2.02.A.2 of this Exhibit A.

7. Attend the bid opening, prepare bid tabulation sheets to meet Owner's schedule, and assist Owner in evaluating bids or proposals, assembling final contracts for the Work for execution by Owner and Contractor, and in issuing notices of award of such contracts.

8. If Owner engages in negotiations with bidders or proposers, assist Owner with respect to technical and engineering issues that arise during the negotiations.

9. Perform or provide the following other Bidding or Negotiating Phase tasks or deliverables: N/A

B. The Bidding or Negotiating Phase will be considered complete upon commencement of the Construction Phase or upon cessation of negotiations with prospective contractors (except as may be required if Exhibit F is a part of this Agreement).

A1.05 *Construction Phase*

A. Upon successful completion of the Bidding and Negotiating Phase, and upon written authorization from Owner, Engineer shall:

1. *General Administration of Construction Contract:* Consult with Owner and act as Owner's representative as provided in the Construction Contract. The extent and limitations of the duties, responsibilities, and authority of Engineer shall be as assigned in EJCDC® C-700, Standard General Conditions of the Construction Contract (2013 Edition), prepared by the Engineers Joint Contract Documents Committee, or other construction general conditions specified in this Agreement. If Owner, or Owner and Contractor, modify the duties, responsibilities, and authority of Engineer in the Construction Contract, or modify other terms of the Construction Contract having a direct bearing on Engineer, then Owner shall compensate Engineer for any related increases in the cost to provide Construction Phase services. Engineer shall not be required to furnish or perform services contrary to Engineer's responsibilities as a licensed professional. All of Owner's instructions to Contractor will be issued through Engineer, which shall have authority to act on behalf of Owner in dealings with Contractor to the extent provided in this Agreement and the Construction Contract except as otherwise provided in writing.

2. *Resident Project Representative (RPR):* Provide the services of an RPR at the Site to assist the Engineer and to provide more extensive observation of Contractor's work. Duties, responsibilities, and authority of the RPR are as set forth in Exhibit D. The furnishing of such RPR's services will not limit, extend, or modify Engineer's responsibilities or authority except as expressly set forth in Exhibit D.

3. *Selection of Independent Testing Laboratory:* Assist Owner in the selection of an independent testing laboratory to perform the services identified in Exhibit B, Paragraph B2.01.

4. *Pre-Construction Conference:* Participate in a pre-construction conference prior to commencement of Work at the Site.

Copyright © 2014 National Society of Professional Engineers, American Council of Engineering Companies, and American Society of Civil Engineers. All rights reserved.

5. *Electronic Transmittal Protocols:* If the Construction Contract Documents do not specify protocols for the transmittal of Project-related correspondence, documents, text, data, drawings, information, and graphics, in electronic media or digital format, either directly, or through access to a secure Project website, then together with Owner and Contractor jointly develop such protocols for transmittals between and among Owner, Contractor, and Engineer during the Construction Phase and Post-Construction Phase.

6. *Original Documents:* If requested by Owner to do so, maintain and safeguard during the Construction Phase at least one original printed record version of the Construction Contract Documents, including Drawings and Specifications signed and sealed by Engineer and other design professionals in accordance with applicable Laws and Regulations. Throughout the Construction Phase, make such original printed record version of the Construction Contract Documents available to Contractor and Owner for review.

7. *Schedules:* Receive, review, and determine the acceptability of any and all schedules that Contractor is required to submit to Engineer, including the Progress Schedule, Schedule of Submittals, and Schedule of Values.

8. *Baselines and Benchmarks:* As appropriate, establish baselines and benchmarks for locating the Work which in Engineer's judgment are necessary to enable Contractor to proceed.

9. *Visits to Site and Observation of Construction:* In connection with observations of Contractor's Work while it is in progress:

    a. Make visits to the Site at intervals appropriate to the various stages of construction, as Engineer deems necessary, to observe as an experienced and qualified design professional the progress of Contractor's executed Work. Such visits and observations by Engineer, and the Resident Project Representative, if any, are not intended to be exhaustive or to extend to every aspect of the Work or to involve detailed inspections of the Work beyond the responsibilities specifically assigned to Engineer in this Agreement and the Construction Contract Documents, but rather are to be limited to spot checking, selective sampling, and similar methods of general observation of the Work based on Engineer's exercise of professional judgment, as assisted by the Resident Project Representative, if any. Based on information obtained during such visits and observations, Engineer will determine in general if the Work is proceeding in accordance with the Construction Contract Documents, and Engineer shall keep Owner informed of the progress of the Work.

    b. The purpose of Engineer's visits to the Site, and representation by the Resident Project Representative, if any, at the Site, will be to enable Engineer to better carry out the duties and responsibilities assigned to and undertaken by Engineer during the Construction Phase, and, in addition, by the exercise of Engineer's efforts as an experienced and qualified design professional, to provide for Owner a greater degree of confidence that the completed Work will conform in general to the Construction Contract Documents and that Contractor has implemented and maintained the integrity of the design concept of the completed Project as a functioning whole as indicated in the Construction Contract Documents. Engineer shall not, during such visits or as a result of such observations of the Work,

Copyright © 2014 National Society of Professional Engineers, American Council of Engineering Companies, and American Society of Civil Engineers. All rights reserved.

supervise, direct, or have control over the Work, nor shall Engineer have authority over or responsibility for the means, methods, techniques, sequences, or procedures of construction selected or used by any Constructor, for security or safety at the Site, for safety precautions and programs incident to any Constructor's work in progress, for the coordination of the Constructors' work or schedules, nor for any failure of any Constructor to comply with Laws and Regulations applicable to furnishing and performing of its work. Accordingly, Engineer neither guarantees the performance of any Constructor nor assumes responsibility for any Constructor's failure to furnish or perform the Work, or any portion of the Work, in accordance with the Construction Contract Documents.

10. *Defective Work:* Reject Work if, on the basis of Engineer's observations, Engineer believes that such Work is defective under the terms and standards set forth in the Construction Contract Documents. Provide recommendations to Owner regarding whether Contractor should correct such Work or remove and replace such Work, or whether Owner should consider accepting such Work as provided in the Construction Contract Documents.

11. *Compatibility with Design Concept:* If Engineer has express knowledge that a specific part of the Work that is not defective under the terms and standards set forth in the Construction Contract Documents is nonetheless not compatible with the design concept of the completed Project as a functioning whole, then inform Owner of such incompatibility, and provide recommendations for addressing such Work.

12. *Clarifications and Interpretations:* Accept from Contractor and Owner submittal of all matters in question concerning the requirements of the Construction Contract Documents (sometimes referred to as requests for information or interpretation—RFIs), or relating to the acceptability of the Work under the Construction Contract Documents. With reasonable promptness, render a written clarification, interpretation, or decision on the issue submitted, or initiate an amendment or supplement to the Construction Contract Documents.

13. *Non-reviewable Matters:* If a submitted matter in question concerns the Engineer's performance of its duties and obligations, or terms and conditions of the Construction Contract Documents that do not involve (1) the performance or acceptability of the Work under the Construction Contract Documents, (2) the design (as set forth in the Drawings, Specifications, or otherwise), or (3) other engineering or technical matters, then Engineer will promptly give written notice to Owner and Contractor that Engineer will not provide a decision or interpretation.

14. *Field Orders:* Subject to any limitations in the Construction Contract Documents, Engineer may prepare and issue Field Orders requiring minor changes in the Work.

15. *Change Orders and Work Change Directives:* Recommend Change Orders and Work Change Directives to Owner, as appropriate, and prepare Change Orders and Work Change Directives as required.

16. *Differing Site Conditions:* Respond to any notice from Contractor of differing site conditions, including conditions relating to underground facilities such as utilities, and

Copyright © 2014 National Society of Professional Engineers, American Council of Engineering Companies, and American Society of Civil Engineers. All rights reserved.

hazardous environmental conditions. Promptly conduct reviews and prepare findings, conclusions, and recommendations for Owner's use.

17. *Shop Drawings, Samples, and Other Submittals:* Review and approve or take other appropriate action with respect to Shop Drawings, Samples, and other required Contractor submittals, but only for conformance with the information given in the Construction Contract Documents and compatibility with the design concept of the completed Project as a functioning whole as indicated by the Construction Contract Documents. Such reviews and approvals or other action will not extend to means, methods, techniques, sequences, or procedures of construction or to safety precautions and programs incident thereto. Engineer shall meet any Contractor's submittal schedule that Engineer has accepted.

18. *Substitutes and "Or-equal":* Evaluate and determine the acceptability of substitute or "or-equal" materials and equipment proposed by Contractor, but subject to the provisions of Paragraph A2.02.A.2 of this Exhibit A.

19. *Inspections and Tests:*

    a. Receive and review all certificates of inspections, tests, and approvals required by Laws and Regulations or the Construction Contract Documents. Engineer's review of such certificates will be for the purpose of determining that the results certified indicate compliance with the Construction Contract Documents and will not constitute an independent evaluation that the content or procedures of such inspections, tests, or approvals comply with the requirements of the Construction Contract Documents. Engineer shall be entitled to rely on the results of such inspections and tests.

    b. As deemed reasonably necessary, request that Contractor uncover Work that is to be inspected, tested, or approved.

    c. Pursuant to the terms of the Construction Contract, require special inspections or testing of the Work, whether or not the Work is fabricated, installed, or completed.

20. *Change Proposals and Claims:* (a) Review and respond to Change Proposals. Review each duly submitted Change Proposal from Contractor and, within 30 days after receipt of the Contractor's supporting data, either deny the Change Proposal in whole, approve it in whole, or deny it in part and approve it in part. Such actions shall be in writing, with a copy provided to Owner and Contractor. If the Change Proposal does not involve the design (as set forth in the Drawings, Specifications, or otherwise), the acceptability of the Work, or other engineering or technical matters, then Engineer will notify the parties that the Engineer will not resolve the Change Proposal. (b) Provide information or data to Owner regarding engineering or technical matters pertaining to Claims.

21. *Applications for Payment:* Based on Engineer's observations as an experienced and qualified design professional and on review of Applications for Payment and accompanying supporting documentation:

    a. Determine the amounts that Engineer recommends Contractor be paid. Recommend reductions in payment (set-offs) based on the provisions for set-offs

Copyright © 2014 National Society of Professional Engineers, American Council of Engineering Companies, and American Society of Civil Engineers. All rights reserved.

stated in the Construction Contract. Such recommendations of payment will be in writing and will constitute Engineer's representation to Owner, based on such observations and review, that, to the best of Engineer's knowledge, information and belief, Contractor's Work has progressed to the point indicated, the Work is generally in accordance with the Construction Contract Documents (subject to an evaluation of the Work as a functioning whole prior to or upon Substantial Completion, to the results of any subsequent tests called for in the Construction Contract Documents, and to any other qualifications stated in the recommendation), and the conditions precedent to Contractor's being entitled to such payment appear to have been fulfilled in so far as it is Engineer's responsibility to observe the Work. In the case of unit price Work, Engineer's recommendations of payment will include final determinations of quantities and classifications of the Work (subject to any subsequent adjustments allowed by the Construction Contract Documents).

b. By recommending payment, Engineer shall not thereby be deemed to have represented that observations made by Engineer to check the quality or quantity of Contractor's Work as it is performed and furnished have been exhaustive, extended to every aspect of Contractor's Work in progress, or involved detailed inspections of the Work beyond the responsibilities specifically assigned to Engineer in this Agreement. Neither Engineer's review of Contractor's Work for the purposes of recommending payments nor Engineer's recommendation of any payment including final payment will impose on Engineer responsibility to supervise, direct, or control the Work, or for the means, methods, techniques, sequences, or procedures of construction or safety precautions or programs incident thereto, or Contractor's compliance with Laws and Regulations applicable to Contractor's furnishing and performing the Work. It will also not impose responsibility on Engineer to make any examination to ascertain how or for what purposes Contractor has used the money paid to Contractor by Owner; to determine that title to any portion of the Work, including materials or equipment, has passed to Owner free and clear of any liens, claims, security interests, or encumbrances; or that there may not be other matters at issue between Owner and Contractor that might affect the amount that should be paid.

22. *Contractor's Completion Documents:* Receive from Contractor, review, and transmit to Owner maintenance and operating instructions, schedules, guarantees, bonds, certificates or other evidence of insurance required by the Construction Contract Documents, certificates of inspection, tests and approvals, and Shop Drawings, Samples, and other data approved as provided under Paragraph A1.05.A.17. Receive from Contractor, review, and transmit to Owner the annotated record documents which are to be assembled by Contractor in accordance with the Construction Contract Documents to obtain final payment. The extent of Engineer's review of record documents shall be to check that Contractor has submitted all pages.

23. *Substantial Completion:* Promptly after notice from Contractor that Contractor considers the entire Work ready for its intended use, in company with Owner and Contractor, visit the Site to review the Work and determine the status of completion. Follow the procedures in the Construction Contract regarding the preliminary certificate of Substantial Completion, punch list of items to be completed, Owner's objections,

Copyright © 2014 National Society of Professional Engineers, American Council of Engineering Companies, and American Society of Civil Engineers. All rights reserved.

notice to Contractor, and issuance of a final certificate of Substantial Completion. Assist Owner regarding any remaining engineering or technical matters affecting Owner's use or occupancy of the Work following Substantial Completion.

24. *Other Tasks:* Perform or provide the following other Construction Phase tasks or deliverables: N/A

25. *Final Notice of Acceptability of the Work:* Conduct a final visit to the Project to determine if the Work is complete and acceptable so that Engineer may recommend, in writing, final payment to Contractor. Accompanying the recommendation for final payment, Engineer shall also provide a notice to Owner and Contractor in the form attached hereto as Exhibit E ("Notice of Acceptability of Work") that the Work is acceptable (subject to the provisions of the Notice and Paragraph A1.05.A.21.b) to the best of Engineer's knowledge, information, and belief, and based on the extent of the services provided by Engineer under this Agreement.

26. *Standards for Certain Construction-Phase Decisions:* Engineer will render decisions regarding the requirements of the Construction Contract Documents, and judge the acceptability of the Work, pursuant to the specific procedures set forth in the Construction Contract for initial interpretations, Change Proposals, and acceptance of the Work. In rendering such decisions and judgments, Engineer will not show partiality to Owner or Contractor, and will not be liable to Owner, Contractor, or others in connection with any proceedings, interpretations, decisions, or judgments conducted or rendered in good faith.

B. *Duration of Construction Phase:* The Construction Phase will commence with the execution of the first Construction Contract for the Project or any part thereof and will terminate upon written recommendation by Engineer for final payment to Contractors. If the Project involves more than one prime contract as indicated in Paragraph A1.03.D, then Construction Phase services may be rendered at different times in respect to the separate contracts. Subject to the provisions of Article 3, Engineer shall be entitled to an equitable increase in compensation if Construction Phase services (including Resident Project Representative services, if any) are required after the original date for completion and readiness for final payment of Contractor as set forth in the Construction Contract.

A1.06 *Post-Construction Phase*

A. Upon written authorization from Owner during the Post-Construction Phase, Engineer shall:

1. Together with Owner, visit the Project to observe any apparent defects in the Work, make recommendations as to replacement or correction of defective Work, if any, or the need to repair of any damage to the Site or adjacent areas, and assist Owner in consultations and discussions with Contractor concerning correction of any such defective Work and any needed repairs.

2. Together with Owner, visit the Project within one month before the end of the Construction Contract's correction period to ascertain whether any portion of the Work or the repair of any damage to the Site or adjacent areas is defective and therefore subject to correction by Contractor.

Copyright © 2014 National Society of Professional Engineers, American Council of Engineering Companies, and American Society of Civil Engineers. All rights reserved.

3. Perform or provide the following other Post-Construction Phase tasks or deliverables: N/A

B. The Post-Construction Phase services may commence during the Construction Phase and, if not otherwise modified in this Exhibit A, will terminate twelve months after the commencement of the Construction Contract's correction period.

PART 2 – ADDITIONAL SERVICES

A2.01 *Additional Services Requiring Owner's Written Authorization*

A. If authorized in writing by Owner, Engineer shall provide Additional Services of the types listed below. These services are not included as part of Basic Services and will be paid for by Owner as indicated in Exhibit C.

1. Preparation of applications and supporting documents (in addition to those furnished under Basic Services) for private or governmental grants, loans, or advances in connection with the Project; preparation or review of environmental assessments and impact statements; review and evaluation of the effects on the design requirements for the Project of any such statements and documents prepared by others; and assistance in obtaining approvals of authorities having jurisdiction over the anticipated environmental impact of the Project.

2. Services to make measured drawings of existing conditions or facilities, to conduct tests or investigations of existing conditions or facilities, or to verify the accuracy of drawings or other information furnished by Owner or others.

3. Services resulting from significant changes in the scope, extent, or character of the portions of the Project designed or specified by Engineer, or the Project's design requirements, including, but not limited to, changes in size, complexity, Owner's schedule, character of construction, or method of financing; and revising previously accepted studies, reports, Drawings, Specifications, or Construction Contract Documents when such revisions are required by changes in Laws and Regulations enacted subsequent to the Effective Date or are due to any other causes beyond Engineer's control.

4. Services resulting from Owner's request to evaluate additional Study and Report Phase alternative solutions beyond those agreed to in Paragraph A1.01.A.1 and 2.

5. Services required as a result of Owner's providing incomplete or incorrect Project information to Engineer.

6. Providing renderings or models for Owner's use, including services in support of building information modeling or civil integrated management.

7. Undertaking investigations and studies including, but not limited to:

   a. detailed consideration of operations, maintenance, and overhead expenses;

Copyright © 2014 National Society of Professional Engineers, American Council of Engineering Companies, and American Society of Civil Engineers. All rights reserved.

b. the preparation of feasibility studies (such as those that include projections of output capacity, utility project rates, project market demand, or project revenues) and cash flow analyses, provided that such services are based on the engineering and technical aspects of the Project, and do not include rendering advice regarding municipal financial products or the issuance of municipal securities;

c. preparation of appraisals;

d. evaluating processes available for licensing, and assisting Owner in obtaining process licensing;

e. detailed quantity surveys of materials, equipment, and labor; and

f. audits or inventories required in connection with construction performed or furnished by Owner.

8. Furnishing services of Consultants for other than Basic Services.

9. Providing data or services of the types described in Exhibit B, when Owner retains Engineer to provide such data or services instead of Owner furnishing the same.

10. Providing the following services:

    a. Services attributable to more prime construction contracts than specified in Paragraph A1.03.D.

    b. Services to arrange for performance of construction services for Owner by contractors other than the principal prime Contractor, and administering Owner's contract for such services.

11. Services during out-of-town travel required of Engineer, other than for visits to the Site or Owner's office as required in Basic Services (Part 1 of Exhibit A).

12. Preparing for, coordinating with, participating in and responding to structured independent review processes, including, but not limited to, construction management, cost estimating, project peer review, value engineering, and constructability review requested by Owner; and performing or furnishing services required to revise studies, reports, Drawings, Specifications, or other documents as a result of such review processes.

13. Preparing additional bidding-related documents (or requests for proposals or other construction procurement documents) or Construction Contract Documents for alternate bids or cost estimates requested by Owner for the Work or a portion thereof.

14. Assistance in connection with bid protests, rebidding, or renegotiating contracts for construction, materials, equipment, or services, except when such assistance is required to complete services required by Paragraph 5.02.A and Exhibit F.

15. Preparing conformed Construction Contract Documents that incorporate and integrate the content of all Addenda and any amendments negotiated by Owner and Contractor.

Copyright © 2014 National Society of Professional Engineers, American Council of Engineering Companies, and American Society of Civil Engineers. All rights reserved.

16. Providing Construction Phase services beyond the original date for completion and readiness for final payment of Contractor, but only if such services increase the total quantity of services to be performed in the Construction Phase, rather than merely shifting performance of such services to a later date.

17. Preparing Record Drawings, and furnishing such Record Drawings to Owner.

18. Supplementing Record Drawings with information regarding the completed Project, Site, and immediately adjacent areas obtained from field observations, Owner, utility companies, and other reliable sources.

19. Conducting surveys, investigations, and field measurements to verify the accuracy of Record Drawing content obtained from Contractor, Owner, utility companies, and other sources; revise and supplement Record Drawings as needed.

20. Preparation of operation, maintenance, and staffing manuals.

21. Protracted or extensive assistance in refining and adjusting of Project equipment and systems (such as initial startup, testing, and balancing).

22. Assistance to Owner in training Owner's staff to operate and maintain Project equipment and systems.

23. Assistance to Owner in developing systems and procedures for (a) control of the operation and maintenance of Project equipment and systems, and (b) related recordkeeping.

24. Preparing to serve or serving as a consultant or witness for Owner in any litigation, arbitration, lien or bond claim, or other legal or administrative proceeding involving the Project.

25. Overtime work requiring higher than regular rates.

26. Providing construction surveys and staking to enable Contractor to perform its work other than as required under Paragraph A1.05.A.8; any type of property surveys or related engineering services needed for the transfer of interests in real property; and providing other special field surveys.

27. Providing more extensive services required to enable Engineer to issue notices or certifications requested by Owner.

28. Extensive services required during any correction period, or with respect to monitoring Contractor's compliance with warranties and guarantees called for in the Construction Contract (except as agreed to under Basic Services).

29. Other additional services performed or furnished by Engineer not otherwise provided for in this Agreement.

Copyright © 2014 National Society of Professional Engineers, American Council of Engineering Companies, and American Society of Civil Engineers. All rights reserved.

A2.02 *Additional Services Not Requiring Owner's Written Authorization*

A. Engineer shall advise Owner that Engineer is commencing to perform or furnish the Additional Services of the types listed below. For such Additional Services, Engineer need not request or obtain specific advance written authorization from Owner. Engineer shall cease performing or furnishing such Additional Services upon receipt of written notice to cease from Owner.

1. Services in connection with Work Change Directives and Change Orders to reflect changes requested by Owner.

2. Services in making revisions to Drawings and Specifications occasioned by the acceptance of substitute materials or equipment other than "or equal" items; services after the award of the Construction Contract in evaluating and determining the acceptability of a proposed "or equal" or substitution which is found to be inappropriate for the Project; evaluation and determination of an excessive number of proposed "or equals" or substitutions, whether proposed before or after award of the Construction Contract.

3. Services resulting from significant delays, changes, or price increases occurring as a direct or indirect result of materials, equipment, or energy shortages.

4. Additional or extended services arising from (a) the presence at the Site of any Constituent of Concern or items of historical or cultural significance, (b) emergencies or acts of God endangering the Work, (c) damage to the Work by fire or other causes during construction, (d) a significant amount of defective, neglected, or delayed Work, (e) acceleration of the progress schedule involving services beyond normal working hours, or (f) default by Contractor.

5. Services (other than Basic Services during the Post-Construction Phase) in connection with any partial utilization of the Work by Owner prior to Substantial Completion.

6. Evaluating unreasonable or frivolous requests for interpretation or information (RFIs), Change Proposals, or other demands from Contractor or others in connection with the Work, or an excessive number of RFIs, Change Proposals, or demands.

7. Reviewing a Shop Drawing or other Contractor submittal more than three times, as a result of repeated inadequate submissions by Contractor.

8. While at the Site, compliance by Engineer and its staff with those terms of Owner's or Contractor's safety program provided to Engineer subsequent to the Effective Date that exceed those normally required of engineering personnel by federal, State, or local safety authorities for similar construction sites.

Copyright © 2014 National Society of Professional Engineers, American Council of Engineering Companies, and American Society of Civil Engineers. All rights reserved.

This is **EXHIBIT B**, consisting of 3 pages, referred to in and part of the **Agreement between Owner and Engineer for Professional Services** dated _____.

Owner's Responsibilities

Article 2 of the Agreement is supplemented to include the following agreement of the parties.

B2.01 In addition to other responsibilities of Owner as set forth in this Agreement, Owner shall at its expense:

A. Provide Engineer with all criteria and full information as to Owner's requirements for the Project, including design objectives and constraints, space, capacity and performance requirements, flexibility, and expandability, and any budgetary limitations.

B. Give instructions to Engineer regarding Owner's procurement of construction services (including instructions regarding advertisements for bids, instructions to bidders, and requests for proposals, as applicable), Owner's construction contract practices and requirements, insurance and bonding requirements, electronic transmittals during construction, and other information necessary for the finalization of Owner's bidding-related documents (or requests for proposals or other construction procurement documents), and Construction Contract Documents. Furnish copies (or give specific directions requesting Engineer to use copies already in Engineer's possession) of all design and construction standards, Owner's standard forms, general conditions (if other than EJCDC® C-700, Standard General Conditions of the Construction Contract, 2013 Edition), supplementary conditions, text, and related documents and content for Engineer to include in the draft bidding-related documents (or requests for proposals or other construction procurement documents), and draft Construction Contract Documents, when applicable. Owner shall have responsibility for the final content of (1) such bidding-related documents (or requests for proposals or other construction procurement documents), and (2) those portions of any Construction Contract other than the design (as set forth in the Drawings, Specifications, or otherwise), and other engineering or technical matters; and Owner shall seek the advice of Owner's legal counsel, risk managers, and insurance advisors with respect to the drafting and content of such documents.

C. Furnish to Engineer any other available information pertinent to the Project including reports and data relative to previous designs, construction, or investigation at or adjacent to the Site.

D. Following Engineer's assessment of initially-available Project information and data and upon Engineer's request, obtain, furnish, or otherwise make available (if necessary through title searches, or retention of specialists or consultants) such additional Project-related information and data as is reasonably required to enable Engineer to complete its Basic and Additional Services. Such additional information or data would generally include the following:

1. Property descriptions.

2. Zoning, deed, and other land use restrictions.

Copyright © 2014 National Society of Professional Engineers, American Council of Engineering Companies, and American Society of Civil Engineers. All rights reserved.

3. Utility and topographic mapping and surveys.

4. Property, boundary, easement, right-of-way, and other special surveys or data, including establishing relevant reference points.

5. Explorations and tests of subsurface conditions at or adjacent to the Site; geotechnical reports and investigations; drawings of physical conditions relating to existing surface or subsurface structures at the Site; hydrographic surveys, laboratory tests and inspections of samples, materials, and equipment; with appropriate professional interpretation of such information or data.

6. Environmental assessments, audits, investigations, and impact statements, and other relevant environmental, historical, or cultural studies relevant to the Project, the Site, and adjacent areas.

7. Data or consultations as required for the Project but not otherwise identified in this Agreement.

E. Arrange for safe access to and make all provisions for Engineer to enter upon public and private property as required for Engineer to perform services under the Agreement.

F. Recognizing and acknowledging that Engineer's services and expertise do not include the following services, provide, as required for the Project:

1. Accounting, bond and financial advisory (including, if applicable, "municipal advisor" services as described in Section 975 of the Dodd-Frank Wall Street Reform and Consumer Protection Act (2010) and the municipal advisor registration rules issued by the Securities and Exchange Commission), independent cost estimating, and insurance counseling services.

2. Legal services with regard to issues pertaining to the Project as Owner requires, Contractor raises, or Engineer reasonably requests.

3. Such auditing services as Owner requires to ascertain how or for what purpose Contractor has used the money paid.

G. Provide the services of an independent testing laboratory to perform all inspections, tests, and approvals of samples, materials, and equipment required by the Construction Contract Documents (other than those required to be furnished or arranged by Contractor), or to evaluate the performance of materials, equipment, and facilities of Owner, prior to their incorporation into the Work with appropriate professional interpretation thereof. Provide Engineer with the findings and reports generated by testing laboratories, including findings and reports obtained from or through Contractor.

H. Provide reviews, approvals, and permits from all governmental authorities having jurisdiction to approve all phases of the Project designed or specified by Engineer and such reviews, approvals, and consents from others as may be necessary for completion of each phase of the Project.

Copyright © 2014 National Society of Professional Engineers, American Council of Engineering Companies, and American Society of Civil Engineers. All rights reserved.

I. Advise Engineer of the identity and scope of services of any independent consultants employed by Owner to perform or furnish services in regard to the Project, including, but not limited to, cost estimating, project peer review, value engineering, and constructability review.

J. If Owner designates a construction manager or an individual or entity other than, or in addition to, Engineer to represent Owner at the Site, define and set forth as an attachment to this Exhibit B the duties, responsibilities, and limitations of authority of such other party and the relation thereof to the duties, responsibilities, and authority of Engineer.

K. If more than one prime contract is to be awarded for the Work designed or specified by Engineer, then designate a person or entity to have authority and responsibility for coordinating the activities among the various prime Contractors, and define and set forth the duties, responsibilities, and limitations of authority of such individual or entity and the relation thereof to the duties, responsibilities, and authority of Engineer as an attachment to this Exhibit B that is to be mutually agreed upon and made a part of this Agreement before such services begin.

L. Inform Engineer in writing of any specific requirements of safety or security programs that are applicable to Engineer, as a visitor to the Site.

M. Examine all alternative solutions, studies, reports, sketches, Drawings, Specifications, proposals, and other documents presented by Engineer (including obtaining advice of an attorney, risk manager, insurance counselor, financial/municipal advisor, and other advisors or consultants as Owner deems appropriate with respect to such examination) and render in writing timely decisions pertaining thereto.

N. Inform Engineer regarding any need for assistance in evaluating the possible use of Project Strategies, Technologies, and Techniques, as defined in Exhibit A.

O. Advise Engineer as to whether Engineer's assistance is requested in identifying opportunities for enhancing the sustainability of the Project.

P. Place and pay for advertisement for Bids in appropriate publications.

Q. Furnish to Engineer data as to Owner's anticipated costs for services to be provided by others (including, but not limited to, accounting, bond and financial, independent cost estimating, insurance counseling, and legal advice) for Owner so that Engineer may assist Owner in collating the various cost categories which comprise Total Project Costs.

R. Attend and participate in the pre-bid conference, bid opening, pre-construction conferences, construction progress and other job-related meetings, and Site visits to determine Substantial Completion and readiness of the completed Work for final payment.

S. Authorize Engineer to provide Additional Services as set forth in Part 2 of Exhibit A of the Agreement, as required.

T. Perform or provide the following: N/A

Copyright © 2014 National Society of Professional Engineers, American Council of Engineering Companies, and American Society of Civil Engineers. All rights reserved.

This is **EXHIBIT C**, consisting of 7 pages, referred to in and part of the Agreement between Owner and Engineer for Professional Services dated [ ].

Payments to Engineer for Services and Reimbursable Expenses
COMPENSATION PACKET BC-1: Basic Services – Lump Sum

Article 2 of the Agreement is supplemented to include the following agreement of the parties:

ARTICLE 2 – OWNER'S RESPONSIBILITIES

C2.01 *Compensation for Basic Services (other than Resident Project Representative) – Lump Sum Method of Payment*

U. Owner shall pay Engineer for Basic Services set forth in Exhibit A, except for services of Engineer's Resident Project Representative, if any, as follows:

1. A Lump Sum amount of $**73,235** based on the following estimated distribution of compensation:

a.	Preliminary Design Phase	$**29,294**
b.	Final Design Phase	$**32,956**
c.	Bidding and Negotiating Phase	$**3,662**
d.	Construction Phase	$**7,323**

2. Engineer may alter the distribution of compensation between individual phases noted herein to be consistent with services actually rendered, but shall not exceed the total Lump Sum amount unless approved in writing by the Owner.

3. The Lump Sum includes compensation for Engineer's services and services of Engineer's Consultants, if any. Appropriate amounts have been incorporated in the Lump Sum to account for labor costs, overhead, profit, expenses, and Consultant charges.

4. In addition to the Lump Sum, Engineer is also entitled to reimbursement from Owner for the following Reimbursable Expenses: NONE

5. The portion of the Lump Sum amount billed for Engineer's services will be based upon Engineer's estimate of the percentage of the total services actually completed during the billing period. If any Reimbursable Expenses are expressly allowed, Engineer may also bill for any such Reimbursable Expenses incurred during the billing period.

V. *Period of Service:* The compensation amount stipulated in Compensation Packet BC-1 is conditioned on a period of service not exceeding 12 months. If such period of service is extended, the compensation amount for Engineer's services shall be appropriately adjusted.

Copyright © 2014 National Society of Professional Engineers, American Council of Engineering Companies, and American Society of Civil Engineers. All rights reserved.

COMPENSATION PACKET RPR-2:
Resident Project Representative – Standard Hourly Rates

Article 2 of the Agreement is supplemented to include the following agreement of the parties:

C2.04 *Compensation for Resident Project Representative Basic Services – Standard Hourly Rates Method of Payment*

A. *Owner shall pay Engineer for Resident Project Representative Basic Services as follows:*

1. *Resident Project Representative Services:* For services of Engineer's Resident Project Representative under Paragraph A1.05.A of Exhibit A, an amount equal to the cumulative hours charged to the Project by each class of Engineer's personnel times Standard Hourly Rates for each applicable billing class for all Resident Project Representative services performed on the Project, plus related Reimbursable Expenses and Engineer's Consultant's charges, if any. The total compensation under this paragraph is estimated to be $**56,960** based upon full-time RPR services on an eight-hour workday, Monday through Friday, over a **75** day construction schedule.

B. *Compensation for Reimbursable Expenses:*

1. For those Reimbursable Expenses that are not accounted for in the compensation for Basic Services under Paragraph C2.01, and are directly related to the provision of Resident Project Representative or Post-Construction Basic Services, Owner shall pay Engineer NONE.

C. *Other Provisions Concerning Payment Under this Paragraph C2.04:*

1. Whenever Engineer is entitled to compensation for the charges of Engineer's Consultants, those charges shall be the amounts billed by Engineer's Consultants to Engineer times a factor of **1.1**.

2. *Factors*: The external Reimbursable Expenses and Engineer's Consultant's factors include Engineer's overhead and profit associated with Engineer's responsibility for the administration of such services and costs.

3. *Estimated Compensation Amounts*:

a. Engineer's estimate of the amounts that will become payable for specified services are only estimates for planning purposes, are not binding on the parties, and are not the minimum or maximum amounts payable to Engineer under the Agreement.

b. When estimated compensation amounts have been stated herein and it subsequently becomes apparent to Engineer that the total compensation amount thus estimated will be exceeded, Engineer shall give Owner written notice thereof, allowing Owner to consider its options, including suspension or termination of Engineer's services for Owner's convenience. Upon notice Owner and Engineer promptly shall review the matter of services remaining to be performed and compensation for such services. Owner shall either exercise its right to suspend or

Copyright © 2014 National Society of Professional Engineers, American Council of Engineering Companies, and American Society of Civil Engineers. All rights reserved.

terminate Engineer's services for Owner's convenience, agree to such compensation exceeding said estimated amount, or agree to a reduction in the remaining services to be rendered by Engineer, so that total compensation for such services will not exceed said estimated amount when such services are completed. If Owner decides not to suspend Engineer's services during negotiations and Engineer exceeds the estimated amount before Owner and Engineer have agreed to an increase in the compensation due Engineer or a reduction in the remaining services, then Engineer shall be paid for all services rendered hereunder.

4. To the extent necessary to verify Engineer's charges and upon Owner's timely request, Engineer shall make copies of such records available to Owner at cost.

Copyright © 2014 National Society of Professional Engineers, American Council of Engineering Companies, and American Society of Civil Engineers. All rights reserved.

COMPENSATION PACKET AS-1:
Additional Services – Standard Hourly Rates

Article 2 of the Agreement is supplemented to include the following agreement of the parties:

C2.05 Compensation for Additional Services – Standard Hourly Rates Method of Payment

A. Owner shall pay Engineer for Additional Services, if any, as follows:

1. *General*: For services of Engineer's personnel engaged directly on the Project pursuant to Paragraph A2.01 or A2.02 of Exhibit A, except for services as a consultant or witness under Paragraph A2.01.A.20, (which if needed shall be separately negotiated based on the nature of the required consultation or testimony) an amount equal to the cumulative hours charged to the Project by each class of Engineer's personnel times Standard Hourly Rates for each applicable billing class for all Additional Services performed on the Project, plus related Reimbursable Expenses and Engineer's Consultant's charges, if any.

B. *Compensation For Reimbursable Expenses:*

1. For those Reimbursable Expenses that are not accounted for in the compensation for Basic Services under Paragraph C2.01 and are directly related to the provision of Additional Services, Owner shall pay Engineer as mutually agreed upon by both parties.

2. The amounts payable to Engineer for Reimbursable Expenses, if any, will be the Additional Services-related internal expenses actually incurred or allocated by Engineer, plus all invoiced external Reimbursable Expenses allocable to such Additional Services, the latter multiplied by a factor of **1.1**.

3. The Reimbursable Expenses Schedule will be adjusted annually (as of January 1, 2019) to reflect equitable changes in the compensation payable to Engineer.

C. *Other Provisions Concerning Payment for Additional Services:*

1. Whenever Engineer is entitled to compensation for the charges of Engineer's Consultants, those charges shall be the amounts billed by Engineer's Consultants to Engineer times a factor of **1.1**.

2. *Factors:* The external Reimbursable Expenses and Engineer's Consultant's Factors include Engineer's overhead and profit associated with Engineer's responsibility for the administration of such services and costs.

3. To the extent necessary to verify Engineer's charges and upon Owner's timely request, Engineer shall make copies of such records available to Owner at cost.

Copyright © 2014 National Society of Professional Engineers, American Council of Engineering Companies, and American Society of Civil Engineers. All rights reserved.

This is **Appendix 2 to EXHIBIT C**, consisting of 1 pages, referred to in and part of the **Agreement between Owner and Engineer for Professional Services** dated _____.

Standard Hourly Rates Schedule - 2018

A. *Standard Hourly Rates:*

1. Standard Hourly Rates are set forth in this Appendix 2 to this Exhibit C and include salaries and wages paid to personnel in each billing class plus the cost of customary and statutory benefits, general and administrative overhead, non-project operating costs, and operating margin or profit.

2. The Standard Hourly Rates apply only as specified in Article C2.

B. *Schedule:*

Hourly rates for services performed on or after the date of the Agreement are:

Senior Engineer	**$175/hour**
Project Engineer	**$150/hour**
Junior Engineer	**$125/hour**
Engineering Intern	**$105/hour**
Graduate Engineer	**$105/hour**
Senior AutoCad Technician	**$105/hour**
AutoCad Technician	**$90/hour**
Senior Resident Project Representative	**$95/hour**
Resident Project Representative	**$85/hour**
Field Crew	**$175/hour**
Administrative	**$45/hour**

Copyright © 2014 National Society of Professional Engineers, American Council of Engineering Companies, and American Society of Civil Engineers. All rights reserved.

This is **EXHIBIT D**, consisting of 5 pages, referred to in and part of the **Agreement between Owner and Engineer for Professional Services** dated _____.

Duties, Responsibilities, and Limitations of Authority of Resident Project Representative

Article 1 of the Agreement is supplemented to include the following agreement of the parties:

ARTICLE 1 - SERVICES OF ENGINEER

D1.01 *Resident Project Representative*

A. Engineer shall furnish a Resident Project Representative ("RPR") to assist Engineer in observing progress and quality of the Work. The RPR may provide full time representation or may provide representation to a lesser degree. RPR is Engineer's representative at the Site, will act as directed by and under the supervision of Engineer, and will confer with Engineer regarding RPR's actions.

B. Through RPR's observations of the Work, including field checks of materials and installed equipment, Engineer shall endeavor to provide further protection for Owner against defects and deficiencies in the Work. However, Engineer shall not, as a result of such RPR observations of the Work, supervise, direct, or have control over the Work, nor shall Engineer (including the RPR) have authority over or responsibility for the means, methods, techniques, sequences, or procedures of construction selected or used by any Constructor, for security or safety at the Site, for safety precautions and programs incident to the Work or any Constructor's work in progress, for the coordination of the Constructors' work or schedules, or for any failure of any Constructor to comply with Laws and Regulations applicable to the performing and furnishing of its work. The Engineer (including RPR) neither guarantees the performances of any Constructor nor assumes responsibility for any Constructor's failure to furnish and perform the Work, or any portion of the Work, in accordance with the Construction Contract Documents. In addition, the specific terms set forth in Exhibit A, Paragraph A1.05, of this Agreement are applicable.

C. The duties and responsibilities of the RPR are as follows:

1. *General:* RPR's dealings in matters pertaining to the Work in general shall be with Engineer and Contractor. RPR's dealings with Subcontractors shall only be through or with the full knowledge and approval of Contractor. RPR shall generally communicate with Owner only with the knowledge of and under the direction of Engineer.

2. *Schedules:* Review the progress schedule, schedule of Shop Drawing and Sample submittals, schedule of values, and other schedules prepared by Contractor and consult with Engineer concerning acceptability of such schedules.

3. *Conferences and Meetings:* Attend meetings with Contractor, such as preconstruction conferences, progress meetings, job conferences, and other Project-related meetings (but not including Contractor's safety meetings), and as appropriate prepare and circulate copies of minutes thereof.

Copyright © 2014 National Society of Professional Engineers, American Council of Engineering Companies, and American Society of Civil Engineers. All rights reserved.

4. *Safety Compliance:* Comply with Site safety programs, as they apply to RPR, and if required to do so by such safety programs, receive safety training specifically related to RPR's own personal safety while at the Site.

5. *Liaison:*

   a. Serve as Engineer's liaison with Contractor. Working principally through Contractor's authorized representative or designee, assist in providing information regarding the provisions and intent of the Construction Contract Documents.

   b. Assist Engineer in serving as Owner's liaison with Contractor when Contractor's operations affect Owner's on-Site operations.

   c. Assist in obtaining from Owner additional details or information, when required for proper execution of the Work.

6. *Clarifications and Interpretations:* Receive from Contractor submittal of any matters in question concerning the requirements of the Construction Contract Documents (sometimes referred to as requests for information or interpretation—RFIs), or relating to the acceptability of the Work under the Construction Contract Documents. Report to Engineer regarding such RFIs. Report to Engineer when clarifications and interpretations of the Construction Contract Documents are needed, whether as the result of a Contractor RFI or otherwise. Transmit Engineer's clarifications, interpretations, and decisions to Contractor. ,

7. *Shop Drawings and Samples:*

   a. Record date of receipt of Samples and Contractor-approved Shop Drawings.

   b. Receive Samples that are furnished at the Site by Contractor, and notify Engineer of availability of Samples for examination.

   c. Advise Engineer and Contractor of the commencement of any portion of the Work requiring a Shop Drawing or Sample submittal, if RPR believes that the submittal has not been received from Contractor, or has not been approved by Contractor or Engineer.

8. *Proposed Modifications:* Consider and evaluate Contractor's suggestions for modifications to the Drawings or Specifications, and report such suggestions, together with RPR's recommendations, if any, to Engineer. Transmit Engineer's response (if any) to such suggestions to Contractor.

9. *Review of Work; Defective Work:*

   a. Report to Engineer whenever RPR believes that any part of the Work is defective under the terms and standards set forth in the Construction Contract Documents, and provide recommendations as to whether such Work should be corrected, removed and replaced, or accepted as provided in the Construction Contract Documents.

Copyright © 2014 National Society of Professional Engineers, American Council of Engineering Companies, and American Society of Civil Engineers. All rights reserved.

b. Inform Engineer of any Work that RPR believes is not defective under the terms and standards set forth in the Construction Contract Documents, but is nonetheless not compatible with the design concept of the completed Project as a functioning whole, and provide recommendations to Engineer for addressing such Work. ; and

c. Advise Engineer of that part of the Work that RPR believes should be uncovered for observation, or requires special testing, inspection, or approval.

10. *Inspections, Tests, and System Start-ups:*

a. Consult with Engineer in advance of scheduled inspections, tests, and systems start-ups.

b. Verify that tests, equipment, and systems start-ups and operating and maintenance training are conducted in the presence of appropriate Owner's personnel, and that Contractor maintains adequate records thereof.

c. Observe, record, and report to Engineer appropriate details relative to the test procedures and systems start-ups.

d. Observe whether Contractor has arranged for inspections required by Laws and Regulations, including but not limited to those to be performed by public or other agencies having jurisdiction over the Work.

e. Accompany visiting inspectors representing public or other agencies having jurisdiction over the Work, record the results of these inspections, and report to Engineer.

11. *Records*:

a. Maintain at the Site orderly files for correspondence, reports of job conferences, copies of Construction Contract Documents including all Change Orders, Field Orders, Work Change Directives, Addenda, additional Drawings issued subsequent to the execution of the Construction Contract, RFIs, Engineer's clarifications and interpretations of the Construction Contract Documents, progress reports, approved Shop Drawing and Sample submittals, and other Project-related documents.

b. Prepare a daily report or keep a diary or log book, recording Contractor's hours on the Site, Subcontractors present at the Site, weather conditions, data relative to questions of Change Orders, Field Orders, Work Change Directives, or changed conditions, Site visitors, deliveries of equipment or materials, daily activities, decisions, observations in general, and specific observations in more detail as in the case of observing test procedures; and send copies to Engineer.

c. Upon request from Owner to Engineer, photograph or video Work in progress or Site conditions.

d. Record and maintain accurate, up-to-date lists of the names, addresses, fax numbers, e-mail addresses, websites, and telephone numbers (including mobile

Copyright © 2014 National Society of Professional Engineers, American Council of Engineering Companies, and American Society of Civil Engineers. All rights reserved.

numbers) of all Contractors, Subcontractors, and major Suppliers of materials and equipment.

e. Maintain records for use in preparing Project documentation.

f. Upon completion of the Work, furnish original set of all RPR Project documentation to Engineer.

12. *Reports:*

a. Furnish to Engineer periodic reports as required of progress of the Work and of Contractor's compliance with the progress schedule and schedule of Shop Drawing and Sample submittals.

b. Draft and recommend to Engineer proposed Change Orders, Work Change Directives, and Field Orders. Obtain backup material from Contractor.

c. Furnish to Engineer and Owner copies of all inspection, test, and system start-up reports.

d. Immediately inform Engineer of the occurrence of any Site accidents, emergencies, acts of God endangering the Work, possible force majeure or delay events, damage to property by fire or other causes, or the discovery of any potential differing site condition or Constituent of Concern.

13. *Payment Requests:* Review applications for payment with Contractor for compliance with the established procedure for their submission and forward with recommendations to Engineer, noting particularly the relationship of the payment requested to the schedule of values, Work completed, and materials and equipment delivered at the Site but not incorporated in the Work.

14. *Certificates, Operation and Maintenance Manuals:* During the course of the Work, verify that materials and equipment certificates, operation and maintenance manuals and other data required by the Contract Documents to be assembled and furnished by Contractor are applicable to the items actually installed and in accordance with the Contract Documents, and have these documents delivered to Engineer for review and forwarding to Owner prior to payment for that part of the Work.

15. *Completion*:

a. Participate in Engineer's visits to the Site regarding Substantial Completion, assist in the determination of Substantial Completion, and prior to the issuance of a Certificate of Substantial Completion submit a punch list of observed items requiring completion or correction.

b. Participate in Engineer's visit to the Site in the company of Owner and Contractor, to determine completion of the Work, and prepare a final punch list of items to be completed or corrected by Contractor.

Copyright © 2014 National Society of Professional Engineers, American Council of Engineering Companies, and American Society of Civil Engineers. All rights reserved.

c. Observe whether all items on the final punch list have been completed or corrected, and make recommendations to Engineer concerning acceptance and issuance of the Notice of Acceptability of the Work.

D. Resident Project Representative shall not:

1. Authorize any deviation from the Construction Contract Documents or substitution of materials or equipment (including "or-equal" items).

2. Exceed limitations of Engineer's authority as set forth in this Agreement.

3. Undertake any of the responsibilities of Contractor, Subcontractors, or Suppliers, or any Constructor.

4. Advise on, issue directions relative to, or assume control over any aspect of the means, methods, techniques, sequences or procedures of the Work, by Contractor or any other Constructor.

5. Advise on, issue directions regarding, or assume control over security or safety practices, precautions, and programs in connection with the activities or operations of Owner or Contractor.

6. Participate in specialized field or laboratory tests or inspections conducted off-site by others except as specifically authorized by Engineer.

7. Accept Shop Drawing or Sample submittals from anyone other than Contractor.

8. Authorize Owner to occupy the Project in whole or in part.

Copyright © 2014 National Society of Professional Engineers, American Council of Engineering Companies, and American Society of Civil Engineers. All rights reserved.

This is **EXHIBIT G**, consisting of 2 pages, referred to in and part of the **Agreement between Owner and Engineer for Professional Services** dated _____.

Insurance

Paragraph 6.05 of the Agreement is supplemented to include the following agreement of the parties:

G6.05 *Insurance*

A. The limits of liability for the insurance required by Paragraph 6.05.A and 6.05.B of the Agreement are as follows:

1. By Engineer:

a. Workers' Compensation: Statutory

b. Employer's Liability --

1) Bodily injury, each accident: $100,000
2) Bodily injury by disease, each employee: $100,000
3) Bodily injury/disease, aggregate: $500,000

c. General Liability --

1) Each Occurrence (Bodily Injury and Property Damage): $1,000,000
2) General Aggregate: $2,000,000

d. Excess or Umbrella Liability --

1) Per Occurrence: $2,000,000
2) General Aggregate:

e. Automobile Liability --Combined Single Limit (Bodily Injury and Property Damage):

$1,000,000

f. Professional Liability –

1) Each Claim Made $1,000,000
2) Annual Aggregate $1,000,000

g. Other (specify): N/A

Copyright © 2014 National Society of Professional Engineers, American Council of Engineering Companies, and American Society of Civil Engineers. All rights reserved.

B. *Additional Insureds:*

1. The following individuals or entities are to be listed on Owner's general liability policies of insurance as additional insureds:

   a. Shows, Dearman and Waits, Inc.
   Engineer

   b. N/A
   Engineer's Consultant

   c. N/A
   Engineer's Consultant

   d. N/A
   [other]

2. During the term of this Agreement the Engineer shall notify Owner of any other Consultant to be listed as an additional insured on Owner's general liability policies of insurance.

3. The Owner shall be listed on Engineer's general liability policy as provided in Paragraph 6.05.A.

Copyright © 2014 National Society of Professional Engineers, American Council of Engineering Companies, and American Society of Civil Engineers. All rights reserved.

This is **EXHIBIT I**, consisting of 1 pages, referred to in and part of the **Agreement between Owner and Engineer for Professional Services** dated _____.

Limitations of Liability

A. Section Deleted

Copyright © 2014 National Society of Professional Engineers, American Council of Engineering Companies, and American Society of Civil Engineers. All rights reserved.

Copyright © 2014 National Society of Professional Engineers, American Council of Engineering Companies,
and American Society of Civil Engineers. All rights reserved.

This document has important legal consequences; consultation with an attorney is encouraged with respect to its use or modification. This document should be adapted to the particular circumstances of the contemplated Project and the controlling Laws and Regulations.

AGREEMENT
BETWEEN OWNER AND ENGINEER
FOR PROFESSIONAL SERVICES

Prepared by

EJCDC
ENGINEERS JOINT CONTRACT DOCUMENTS COMMITTEE

Issued and Published Jointly by

ACEC
AMERICAN COUNCIL OF ENGINEERING COMPANIES

ASCE
AMERICAN SOCIETY OF CIVIL ENGINEERS

National Society of Professional Engineers®

EJCDC® E-500, Agreement Between Owner and Engineer for Professional Services.
Copyright © 2014 National Society of Professional Engineers, American Council of Engineering Companies, and American Society of Civil Engineers. All rights reserved.

This Agreement has been prepared for use with EJCDC® C-700, Standard General Conditions of the Construction Contract, 2013 Edition. Their provisions are interrelated, and a change in one may necessitate a change in the other. For guidance on the completion and use of this Agreement, see EJCDC® E-001, Commentary on the EJCDC Engineering Services Agreements, 2013 Edition.

Copyright © 2014:

National Society of Professional Engineers

1420 King Street, Alexandria, VA 22314-2794

(703) 684-2882

www.nspe.org

American Council of Engineering Companies

1015 15th Street N.W., Washington, DC 20005

(202) 347-7474

www.acec.org

American Society of Civil Engineers

1801 Alexander Bell Drive, Reston, VA 20191-4400

(800) 548-2723

www.asce.org

The copyright for this EJCDC document is owned jointly by the three sponsoring organizations listed above. The National Society of Professional Engineers is the Copyright Administrator for the EJCDC documents; please direct all inquiries regarding EJCDC copyrights to NSPE.

NOTE: EJCDC publications may be purchased at www.ejcdc.org, or from any of the sponsoring organizations above.

TABLE OF CONTENTS

Page

ARTICLE 1 – SERVICES OF ENGINEER 1
1.01 Scope 1

ARTICLE 2 – OWNER'S RESPONSIBILITIES 1
2.01 General 1

ARTICLE 3 – SCHEDULE FOR RENDERING SERVICES 2
3.01 Commencement 2
3.02 Time for Completion 2

ARTICLE 4 – INVOICES AND PAYMENTS 2
4.01 Invoices 2
4.02 Payments 2

ARTICLE 5 – OPINIONS OF COST 3
5.01 Opinions of Probable Construction Cost 3
5.02 Designing to Construction Cost Limit 3
5.03 Opinions of Total Project Costs 3

ARTICLE 6 – GENERAL CONSIDERATIONS 4
6.01 Standards of Performance 4
6.02 Design Without Construction Phase Services 5
6.03 Use of Documents 6
6.04 Electronic Transmittals 6
6.05 Insurance 7
6.06 Suspension and Termination 7
6.07 Controlling Law 9
6.08 Successors, Assigns, and Beneficiaries 9
6.09 Dispute Resolution 9
6.10 Environmental Condition of Site 10
6.11 Shared Negligence 10
6.12 Records Retention 10
6.13 Miscellaneous Provisions 11

ARTICLE 7 – DEFINITIONS 11
7.01 Defined Terms 11

ARTICLE 8 – EXHIBITS AND SPECIAL PROVISIONS 15
8.01 Exhibits Included: 15
8.02 Total Agreement 16
8.03 Designated Representatives 16
8.04 Engineer's Certifications 16

EJCDC® E-500, Agreement Between Owner and Engineer for Professional Services.
Copyright © 2014 National Society of Professional Engineers, American Council of Engineering Companies, and American Society of Civil Engineers. All rights reserved.

AGREEMENT
BETWEEN OWNER AND ENGINEER
FOR PROFESSIONAL SERVICES

THIS IS AN AGREEMENT effective as of _____ ("Effective Date") between

City of Hattiesburg ("Owner") and

Shows, Dearman and Waits, Inc. ("Engineer").

Owner's Project, of which Engineer's services under this Agreement are a part, is generally identified as follows:

Upgrade the existing drainage system, replace the existing sanitary sewer system and replace the existing water lines along Katie Avenue & Arledge Street.

("Project").

Other terms used in this Agreement are defined in Article 7.

Engineer's services under this Agreement are generally identified as follows: [ ]

Owner and Engineer further agree as follows:

ARTICLE 1 – SERVICES OF ENGINEER

1.01 *Scope*

A. Engineer shall provide, or cause to be provided, the services set forth herein and in Exhibit A.

ARTICLE 2 – OWNER'S RESPONSIBILITIES

2.01 *General*

A. Owner shall have the responsibilities set forth herein and in Exhibit B.

B. Owner shall pay Engineer as set forth in Article 4 and Exhibit C.

C. Owner shall be responsible for all requirements and instructions that it furnishes to Engineer pursuant to this Agreement, and for the accuracy and completeness of all programs, reports, data, and other information furnished by Owner to Engineer pursuant to this Agreement. Engineer may use and rely upon such requirements, programs, instructions, reports, data, and information in performing or furnishing services under this Agreement, subject to any express limitations or reservations applicable to the furnished items.

D. Owner shall give prompt written notice to Engineer whenever Owner observes or otherwise becomes aware of:

1. any development that affects the scope or time of performance of Engineer's services;

Copyright © 2014 National Society of Professional Engineers, American Council of Engineering Companies, and American Society of Civil Engineers. All rights reserved.

2. the presence at the Site of any Constituent of Concern; or

3. any relevant, material defect or nonconformance in: (a) Engineer's services, (b) the Work, (c) the performance of any Constructor, or (d) Owner's performance of its responsibilities under this Agreement.

ARTICLE 3 – SCHEDULE FOR RENDERING SERVICES

3.01 *Commencement*

A. Engineer is authorized to begin rendering services as of the Effective Date.

3.02 *Time for Completion*

A. Engineer shall complete its obligations within a reasonable time. Specific periods of time for rendering services, or specific dates by which services are to be completed, are provided in Exhibit A, and are hereby agreed to be reasonable.

B. If, through no fault of Engineer, such periods of time or dates are changed, or the orderly and continuous progress of Engineer's services is impaired, or Engineer's services are delayed or suspended, then the time for completion of Engineer's services, and the rates and amounts of Engineer's compensation, shall be adjusted equitably.

C. If Owner authorizes changes in the scope, extent, or character of the Project or Engineer's services, then the time for completion of Engineer's services, and the rates and amounts of Engineer's compensation, shall be adjusted equitably.

D. Owner shall make decisions and carry out its other responsibilities in a timely manner so as not to delay the Engineer's performance of its services.

E. If Engineer fails, through its own fault, to complete the performance required in this Agreement within the time set forth, as duly adjusted, then Owner shall be entitled, as its sole remedy, to the recovery of direct damages, if any, resulting from such failure.

ARTICLE 4 – INVOICES AND PAYMENTS

4.01 *Invoices*

A. *Preparation and Submittal of Invoices:* Engineer shall prepare invoices in accordance with its standard invoicing practices and the terms of Exhibit C. Engineer shall submit its invoices to Owner on a monthly basis. Invoices are due and payable within 45 days of receipt.

4.02 *Payments*

A. *Application to Interest and Principal:* Payment will be credited first to any interest owed to Engineer and then to principal.

B. *Failure to Pay*: If Owner fails to make any payment due Engineer for services and expenses within 45 days after receipt of Engineer's invoice, then:

Copyright © 2014 National Society of Professional Engineers, American Council of Engineering Companies, and American Society of Civil Engineers. All rights reserved.

1. amounts due Engineer will be increased at the rate of 1.5% per month (or the maximum rate of interest permitted by law, if less) from said forty-fifth day; and

2. Engineer may, after giving seven days written notice to Owner, suspend services under this Agreement until Owner has paid in full all amounts due for services, expenses, and other related charges. Owner waives any and all claims against Engineer for any such suspension.

C. *Disputed Invoices:* If Owner disputes an invoice, either as to amount or entitlement, then Owner shall promptly advise Engineer in writing of the specific basis for doing so, and the dispute dealt with as set out in Mississippi Code Ann. Section 31-7-305.

D. *Sales or Use Taxes:* If after the Effective Date any governmental entity takes a legislative action that imposes additional sales or use taxes on Engineer's services or compensation under this Agreement, then Engineer may invoice such additional sales or use taxes for reimbursement by Owner. Owner shall reimburse Engineer for the cost of such invoiced additional sales or use taxes; such reimbursement shall be in addition to the compensation to which Engineer is entitled under the terms of Exhibit C.

ARTICLE 5 – OPINIONS OF COST

5.01 *Opinions of Probable Construction Cost*

A. Engineer's opinions (if any) of probable Construction Cost are to be made on the basis of Engineer's experience, qualifications, and general familiarity with the construction industry. However, because Engineer has no control over the cost of labor, materials, equipment, or services furnished by others, or over contractors' methods of determining prices, or over competitive bidding or market conditions, Engineer cannot and does not guarantee that proposals, bids, or actual Construction Cost will not vary from opinions of probable Construction Cost prepared by Engineer. If Owner requires greater assurance as to probable Construction Cost, then Owner agrees to obtain an independent cost estimate.

5.02 *Designing to Construction Cost Limit*

A. If a Construction Cost limit is established between Owner and Engineer, such Construction Cost limit and a statement of Engineer's rights and responsibilities with respect thereto will be specifically set forth in Exhibit F to this Agreement.

5.03 *Opinions of Total Project Costs*

A. The services, if any, of Engineer with respect to Total Project Costs shall be limited to assisting the Owner in tabulating the various categories that comprise Total Project Costs. Engineer assumes no responsibility for the accuracy of any opinions of Total Project Costs.

Copyright © 2014 National Society of Professional Engineers, American Council of Engineering Companies, and American Society of Civil Engineers. All rights reserved.

ARTICLE 6 – GENERAL CONSIDERATIONS

6.01 *Standards of Performance*

A. *Standard of Care:* The standard of care for all professional engineering and related services performed or furnished by Engineer under this Agreement will be the care and skill ordinarily used by members of the subject profession practicing under similar circumstances at the same time and in the same locality.

B. *Technical Accuracy:* Owner shall not be responsible for discovering deficiencies in the technical accuracy of Engineer's services. Engineer shall correct deficiencies in technical accuracy without additional compensation, unless such corrective action is directly attributable to deficiencies in Owner-furnished information.

C. *Consultants:* Engineer may retain such Consultants as Engineer deems necessary to assist in the performance or furnishing of the services, subject to reasonable, timely, and substantive objections by Owner.

D. *Reliance on Others:* Subject to the standard of care set forth in Paragraph 6.01.A, Engineer and its Consultants may use or rely upon design elements and information ordinarily or customarily furnished by others, including, but not limited to, specialty contractors, manufacturers, suppliers, and the publishers of technical standards.

E. *Compliance with Laws and Regulations, and Policies and Procedures:*

1. Engineer and Owner shall comply with applicable Laws and Regulations.

2. Engineer shall comply with any and all policies, procedures, and instructions of Owner that are applicable to Engineer's performance of services under this Agreement and that Owner provides to Engineer in writing, subject to the standard of care set forth in Paragraph 6.01.A, and to the extent compliance is not inconsistent with professional practice requirements.

3. This Agreement is based on Laws and Regulations and Owner-provided written policies and procedures as of the Effective Date. The following may be the basis for modifications to Owner's responsibilities or to Engineer's scope of services, times of performance, or compensation:

   a. changes after the Effective Date to Laws and Regulations;

   b. the receipt by Engineer after the Effective Date of Owner-provided written policies and procedures;

   c. changes after the Effective Date to Owner-provided written policies or procedures.

F. Engineer shall not be required to sign any document, no matter by whom requested, that would result in the Engineer having to certify, guarantee, or warrant the existence of conditions whose existence the Engineer cannot ascertain. Owner agrees not to make resolution of any dispute with the Engineer or payment of any amount due to the Engineer in any way contingent upon the Engineer signing any such document.

Copyright © 2014 National Society of Professional Engineers, American Council of Engineering Companies, and American Society of Civil Engineers. All rights reserved.

G. The general conditions for any construction contract documents prepared hereunder are to be in accordance with local, state and federal law.

H. Engineer shall not at any time supervise, direct, control, or have authority over any Constructor's work, nor shall Engineer have authority over or be responsible for the means, methods, techniques, sequences, or procedures of construction selected or used by any Constructor, or the safety precautions and programs incident thereto, for security or safety at the Site, nor for any failure of a Constructor to comply with Laws and Regulations applicable to that Constructor's furnishing and performing of its work. Engineer shall not be responsible for the acts or omissions of any Constructor.

I. Engineer neither guarantees the performance of any Constructor nor assumes responsibility for any Constructor's failure to furnish and perform the Work in accordance with the Construction Contract Documents.

J. Engineer shall not be responsible for any decision made regarding the Construction Contract Documents, or any application, interpretation, clarification, or modification of the Construction Contract Documents, other than those made by Engineer or its Consultants.

K. Engineer is not required to provide and does not have any responsibility for surety bonding or insurance-related advice, recommendations, counseling, or research, or enforcement of construction insurance or surety bonding requirements.

L. Engineer's services do not include providing legal advice or representation.

M. Engineer's services do not include (1) serving as a "municipal advisor" for purposes of the registration requirements of Section 975 of the Dodd-Frank Wall Street Reform and Consumer Protection Act (2010) or the municipal advisor registration rules issued by the Securities and Exchange Commission, or (2) advising Owner, or any municipal entity or other person or entity, regarding municipal financial products or the issuance of municipal securities, including advice with respect to the structure, timing, terms, or other similar matters concerning such products or issuances.

N. While at the Site, Engineer, its Consultants, and their employees and representatives shall comply with the applicable requirements of Contractor's and Owner's safety programs of which Engineer has been informed in writing.

6.02 *Design Without Construction Phase Services*

A. Engineer shall be responsible only for those Construction Phase services expressly required of Engineer in Exhibit A, Paragraph A1.05. With the exception of such expressly required services, Engineer shall have no design, Shop Drawing review, or other obligations during construction, and Owner assumes all responsibility for the application and interpretation of the Construction Contract Documents, review and response to Contractor claims, Construction Contract administration, processing of Change Orders and submittals, revisions to the Construction Contract Documents during construction, construction observation and review, review of Contractor's payment applications, and all other necessary Construction Phase administrative, engineering, and professional services. Owner waives all claims against the Engineer that may be connected in any way to

Copyright © 2014 National Society of Professional Engineers, American Council of Engineering Companies, and American Society of Civil Engineers. All rights reserved.

Construction Phase administrative, engineering, or professional services except for those services that are expressly required of Engineer in Exhibit A.

6.03 *Use of Documents*

A. All Documents are instruments of service, and Engineer shall retain an ownership and property interest therein (including the copyright and the right of reuse at the discretion of the Engineer) whether or not the Project is completed.

B. If Engineer is required to prepare or furnish Drawings or Specifications under this Agreement, Engineer shall deliver to Owner at least one original printed record version of such Drawings and Specifications, signed and sealed according to applicable Laws and Regulations.

C. Owner may make and retain copies of Documents for information and reference in connection with the use of the Documents on the Project. Engineer grants Owner a limited license to use the Documents on the Project, extensions of the Project, and for related uses of the Owner, subject to receipt by Engineer of full payment due and owing for all services relating to preparation of the Documents, and subject to the following limitations: (1) Owner acknowledges that such Documents are not intended or represented to be suitable for use on the Project unless completed by Engineer, or for use or reuse by Owner or others on extensions of the Project, on any other project, or for any other use or purpose, without written verification or adaptation by Engineer; (2) any such use or reuse, or any modification of the Documents, without written verification, completion, or adaptation by Engineer, as appropriate for the specific purpose intended, will be at Owner's sole risk and without liability or legal exposure to Engineer or to its officers, directors, members, partners, agents, employees, and Consultants; (3) such limited license to Owner shall not create any rights in third parties.

D. If Engineer at Owner's request verifies the suitability of the Documents, completes them, or adapts them for extensions of the Project or for any other purpose, then Owner shall compensate Engineer at rates or in an amount to be agreed upon by Owner and Engineer.

6.04 *Electronic Transmittals*

A. Owner and Engineer may transmit, and shall accept, Project-related correspondence, Documents, text, data, drawings, information, and graphics, in electronic media or digital format, either directly, or through access to a secure Project website, in accordance with a mutually agreeable protocol.

B. If this Agreement does not establish protocols for electronic or digital transmittals, then Owner and Engineer shall jointly develop such protocols.

C. When transmitting items in electronic media or digital format, the transmitting party makes no representations as to long term compatibility, usability, or readability of the items resulting from the recipient's use of software application packages, operating systems, or computer hardware differing from those used in the drafting or transmittal of the items, or from those established in applicable transmittal protocols.

Copyright © 2014 National Society of Professional Engineers, American Council of Engineering Companies, and American Society of Civil Engineers. All rights reserved.

6.05 *Insurance*

A. Engineer shall procure and maintain insurance as set forth in Exhibit G. Engineer shall cause Owner to be listed as an additional insured on any applicable general liability insurance policy carried by Engineer.

B. Section Deleted

C. Owner shall require Contractor to purchase and maintain policies of insurance covering workers' compensation, general liability, motor vehicle damage and injuries, and other insurance necessary to protect Owner's and Engineer's interests in the Project. Owner shall require Contractor to cause Engineer and its Consultants to be listed as additional insureds with respect to such liability insurance purchased and maintained by Contractor for the Project.

D. Upon written request the Engineer shall deliver to the Owner certificates of insurance evidencing the coverages indicated in Exhibit G. Such certificates shall be furnished prior to commencement of Engineer's services and at renewals thereafter during the life of the Agreement.

E. All policies of property insurance relating to the Project, including but not limited to any builder's risk policy, shall allow for waiver of subrogation rights and contain provisions to the effect that in the event of payment of any loss or damage the insurers will have no rights of recovery against any insured thereunder or against Engineer or its Consultants. Owner and Engineer shall take appropriate measures in other Project-related contracts to secure waivers of rights consistent with those set forth in this paragraph.

F. All policies of insurance shall contain a provision or endorsement that the coverage afforded will not be canceled or reduced in limits by endorsement, and that renewal will not be refused, until at least 10 days prior written notice has been given to the primary insured. Upon receipt of such notice, the receiving party shall promptly forward a copy of the notice to the other party to this Agreement.

G. At any time, Owner may request that Engineer or its Consultants, at Owner's sole expense, provide additional insurance coverage, increased limits, or revised deductibles that are more protective than those specified in Exhibit G. If so requested by Owner, and if commercially available, Engineer shall obtain and shall require its Consultants to obtain such additional insurance coverage, different limits, or revised deductibles for such periods of time as requested by Owner, and Exhibit G will be supplemented to incorporate these requirements.

6.06 *Suspension and Termination*

A. *Suspension:*

1. *By Owner*: Owner may suspend the Project for up to 90 days upon seven days written notice to Engineer.

2. *By Engineer*: Engineer may, after giving seven days written notice to Owner, suspend services under this Agreement if Owner has failed to pay Engineer for invoiced services

Copyright © 2014 National Society of Professional Engineers, American Council of Engineering Companies, and American Society of Civil Engineers. All rights reserved.

and expenses, as set forth in Paragraph 4.02.B, or in response to the presence of Constituents of Concern at the Site, as set forth in Paragraph 6.10.D.

B. *Termination*: The obligation to provide further services under this Agreement may be terminated:

1. For cause,

   a. by either party upon 30 days written notice in the event of substantial failure by the other party to perform in accordance with the terms hereof through no fault of the terminating party.

   b. by Engineer:

      1) upon seven days written notice if Owner demands that Engineer furnish or perform services contrary to Engineer's responsibilities as a licensed professional; or

      2) upon seven days written notice if the Engineer's services for the Project are delayed or suspended for more than 90 days for reasons beyond Engineer's control, or as the result of the presence at the Site of undisclosed Constituents of Concern, as set forth in Paragraph 6.10.D.

      3) Engineer shall have no liability to Owner on account of such termination.

   c. Notwithstanding the foregoing, this Agreement will not terminate under Paragraph 6.06.B.1.a if the party receiving such notice begins, within seven days of receipt of such notice, to correct its substantial failure to perform and proceeds diligently to cure such failure within no more than 30 days of receipt thereof; provided, however, that if and to the extent such substantial failure cannot be reasonably cured within such 30 day period, and if such party has diligently attempted to cure the same and thereafter continues diligently to cure the same, then the cure period provided for herein shall extend up to, but in no case more than, 60 days after the date of receipt of the notice.

2. For convenience, by Owner effective upon Engineer's receipt of notice from Owner.

C. *Effective Date of Termination:* The terminating party under Paragraph 6.06.B may set the effective date of termination at a time up to 30 days later than otherwise provided to allow Engineer to demobilize personnel and equipment from the Site, to complete tasks whose value would otherwise be lost, to prepare notes as to the status of completed and uncompleted tasks, and to assemble Project materials in orderly files.

D. *Payments Upon Termination:*

1. In the event of any termination under Paragraph 6.06, Engineer will be entitled to invoice Owner and to receive full payment for all services performed or furnished in accordance with this Agreement and all Reimbursable Expenses incurred through the effective date of termination. Upon making such payment, Owner shall have the limited

Copyright © 2014 National Society of Professional Engineers, American Council of Engineering Companies, and American Society of Civil Engineers. All rights reserved.

right to the use of Documents, at Owner's sole risk, subject to the provisions of Paragraph 6.03.

2. In the event of termination by Owner for convenience or by Engineer for cause, Engineer shall be entitled, in addition to invoicing for those items identified in Paragraph 6.06.D.1, to invoice Owner and receive payment of a reasonable amount for services and expenses directly attributable to termination, both before and after the effective date of termination, such as reassignment of personnel, costs of terminating contracts with Engineer's Consultants, and other related close-out costs, using methods and rates for Additional Services as set forth in Exhibit C.

6.07 *Controlling Law*

A. This Agreement is to be governed by the Laws and Regulations of the state in which the Project is located.

6.08 *Successors, Assigns, and Beneficiaries*

A. Engineer is hereby bound and the successors, executors, administrators, and legal representatives of Engineer (and to the extent permitted by Paragraph 6.08.B the assigns of Engineer) are hereby bound to the Owner to this Agreement and to the successors, executors, administrators and legal representatives (and said assigns) of such other party, in respect of all covenants, agreements, and obligations of this Agreement.

B. Neither Owner nor Engineer may assign, sublet, or transfer any rights under or interest (including, but without limitation, money that is due or may become due) in this Agreement without the written consent of the other party, except to the extent that any assignment, subletting, or transfer is mandated by law. Unless specifically stated to the contrary in any written consent to an assignment, no assignment will release or discharge the assignor from any duty or responsibility under this Agreement.

C. Unless expressly provided otherwise in this Agreement:

1. Nothing in this Agreement shall be construed to create, impose, or give rise to any duty owed by Owner or Engineer to any Constructor, other third-party individual or entity, or to any surety for or employee of any of them.

2. All duties and responsibilities undertaken pursuant to this Agreement will be for the sole and exclusive benefit of Owner and Engineer and not for the benefit of any other party.

3. Owner agrees that the substance of the provisions of this Paragraph 6.08.C shall appear in the Construction Contract Documents.

6.09 *Dispute Resolution*

A. Owner and Engineer agree to negotiate all disputes between them in good faith for a period of 30 days from the date of notice prior to invoking other provisions of this Agreement, or exercising their rights at law.

Copyright © 2014 National Society of Professional Engineers, American Council of Engineering Companies, and American Society of Civil Engineers. All rights reserved.

6.10 *Environmental Condition of Site*

A. Owner represents to Engineer that as of the Effective Date to the best of Owner's knowledge no Constituents of Concern, other than those disclosed in writing to Engineer, exist at or adjacent to the Site.

B. If Engineer encounters or learns of an undisclosed Constituent of Concern at the Site, then Engineer shall notify (1) Owner and (2) appropriate governmental officials if Engineer reasonably concludes that doing so is required by applicable Laws or Regulations.

C. It is acknowledged by both parties that Engineer's scope of services does not include any services related to unknown or undisclosed Constituents of Concern. If Engineer or any other party encounters, uncovers, or reveals an undisclosed Constituent of Concern, then Owner shall promptly determine whether to retain a qualified expert to evaluate such condition or take any necessary corrective action.

D. If investigative or remedial action, or other professional services, are necessary with respect to undisclosed Constituents of Concern, or if investigative or remedial action beyond that reasonably contemplated is needed to address a disclosed or known Constituent of Concern, then Engineer may, at its option and without liability for consequential or any other damages, suspend performance of services on the portion of the Project affected thereby until such portion of the Project is no longer affected.

E. If the presence at the Site of undisclosed Constituents of Concern adversely affects the performance of Engineer's services under this Agreement, then the Engineer shall have the option of (1) accepting an equitable adjustment in its compensation or in the time of completion, or both; or (2) terminating this Agreement for cause on seven days notice.

F. Owner acknowledges that Engineer is performing professional services for Owner and that Engineer is not and shall not be required to become an "owner," "arranger," "operator," "generator," or "transporter" of hazardous substances, as defined in the Comprehensive Environmental Response, Compensation, and Liability Act (CERCLA), as amended, which are or may be encountered at or near the Site in connection with Engineer's activities under this Agreement.

6.11 *Shared Negligence*

A. *Percentage Share of Negligence:* To the fullest extent permitted by Laws and Regulations, a party's total liability to the other party and anyone claiming by, through, or under the other party for any cost, loss, or damages caused in part by the negligence of the party and in part by the negligence of the other party or any other negligent entity or individual, shall not exceed the percentage share that the party's negligence bears to the total negligence of Owner, Engineer, and all other negligent entities and individuals.

6.12 *Records Retention*

A. Engineer shall maintain on file in legible form, for a period of five years following completion or termination of its services, all Documents, records (including cost records), and design calculations related to Engineer's services or pertinent to Engineer's

Copyright © 2014 National Society of Professional Engineers, American Council of Engineering Companies, and American Society of Civil Engineers. All rights reserved.

performance under this Agreement. Upon Owner's request, Engineer shall provide a copy of any such item to Owner at cost.

6.13 *Miscellaneous Provisions*

A. *Notices:* Any notice required under this Agreement will be in writing, addressed to the appropriate party at its address on the signature page and given personally, by registered or certified mail postage prepaid, or by a commercial courier service. All notices shall be effective upon the date of receipt.

B. *Survival:* All express representations, waivers, indemnifications, and limitations of liability included in this Agreement will survive its completion or termination for any reason.

C. *Severability:* Any provision or part of the Agreement held to be void or unenforceable under any Laws or Regulations shall be deemed stricken, and all remaining provisions shall continue to be valid and binding upon Owner and Engineer, which agree that the Agreement shall be reformed to replace such stricken provision or part thereof with a valid and enforceable provision that comes as close as possible to expressing the intention of the stricken provision.

D. *Waiver:* A party's non-enforcement of any provision shall not constitute a waiver of that provision, nor shall it affect the enforceability of that provision or of the remainder of this Agreement.

E. *Accrual of Claims:* To the fullest extent permitted by Laws and Regulations, all causes of action arising under this Agreement shall be deemed to have accrued, and all statutory periods of limitation shall commence, no later than the date of Substantial Completion.

ARTICLE 7 – DEFINITIONS

7.01 *Defined Terms*

A. Wherever used in this Agreement (including the Exhibits hereto) terms (including the singular and plural forms) printed with initial capital letters have the meanings indicated in the text above, in the exhibits, or in the following definitions:

1. *Addenda*—Written or graphic instruments issued prior to the opening of bids which clarify, correct, or change the bidding requirements or the proposed Construction Contract Documents.

2. *Additional Services*—The services to be performed for or furnished to Owner by Engineer in accordance with Part 2 of Exhibit A of this Agreement.

3. *Agreement*—This written contract for professional services between Owner and Engineer, including all exhibits identified in Paragraph 8.01 and any duly executed amendments.

4. *Application for Payment*—The form acceptable to Engineer which is to be used by Contractor during the course of the Work in requesting progress or final payments and

Copyright © 2014 National Society of Professional Engineers, American Council of Engineering Companies, and American Society of Civil Engineers. All rights reserved.

which is to be accompanied by such supporting documentation as is required by the Construction Contract.

5. *Basic Services*—The services to be performed for or furnished to Owner by Engineer in accordance with Part 1 of Exhibit A of this Agreement.

6. *Change Order*—A document which is signed by Contractor and Owner and authorizes an addition, deletion, or revision in the Work or an adjustment in the Construction Contract Price or the Construction Contract Times, or other revision to the Construction Contract, issued on or after the effective date of the Construction Contract.

7. *Change Proposal*—A written request by Contractor, duly submitted in compliance with the procedural requirements set forth in the Construction Contract, seeking an adjustment in Construction Contract Price or Construction Contract Times, or both; contesting an initial decision by Engineer concerning the requirements of the Construction Contract Documents or the acceptability of Work under the Construction Contract Documents; challenging a set-off against payments due; or seeking other relief with respect to the terms of the Construction Contract.

8. *Constituent of Concern*—Asbestos, petroleum, radioactive material, polychlorinated biphenyls (PCBs), hazardous waste, and any substance, product, waste, or other material of any nature whatsoever that is or becomes listed, regulated, or addressed pursuant to (a) the Comprehensive Environmental Response, Compensation and Liability Act, 42 U.S.C. §§9601 et seq. ("CERCLA"); (b) the Hazardous Materials Transportation Act, 49 U.S.C. §§5501 et seq.; (c) the Resource Conservation and Recovery Act, 42 U.S.C. §§6901 et seq. ("RCRA"); (d) the Toxic Substances Control Act, 15 U.S.C. §§2601 et seq.; (e) the Clean Water Act, 33 U.S.C. §§1251 et seq.; (f) the Clean Air Act, 42 U.S.C. §§7401 et seq.; or (g) any other federal, State, or local statute, law, rule, regulation, ordinance, resolution, code, order, or decree regulating, relating to, or imposing liability or standards of conduct concerning, any hazardous, toxic, or dangerous waste, substance, or material.

9. *Construction Contract*—The entire and integrated written contract between the Owner and Contractor concerning the Work.

10. *Construction Contract Documents*—Those items designated as "Contract Documents" in the Construction Contract, and which together comprise the Construction Contract.

11. *Construction Contract Price*—The money that Owner has agreed to pay Contractor for completion of the Work in accordance with the Construction Contract Documents.

12. *Construction Contract Times*—The number of days or the dates by which Contractor shall: (a) achieve milestones, if any, in the Construction Contract; (b) achieve Substantial Completion; and (c) complete the Work.

13. *Construction Cost*—The cost to Owner of the construction of those portions of the entire Project designed or specified by or for Engineer under this Agreement, including construction labor, services, materials, equipment, insurance, and bonding costs, and allowances for contingencies. Construction Cost does not include costs of services of Engineer or other design professionals and consultants; cost of land or rights-of-way, or

Copyright © 2014 National Society of Professional Engineers, American Council of Engineering Companies, and American Society of Civil Engineers. All rights reserved.

compensation for damages to property; Owner's costs for legal, accounting, insurance counseling, or auditing services; interest or financing charges incurred in connection with the Project; or the cost of other services to be provided by others to Owner. Construction Cost is one of the items comprising Total Project Costs.

14. *Constructor*—Any person or entity (not including the Engineer, its employees, agents, representatives, and Consultants), performing or supporting construction activities relating to the Project, including but not limited to Contractors, Subcontractors, Suppliers, Owner's work forces, utility companies, other contractors, construction managers, testing firms, shippers, and truckers, and the employees, agents, and representatives of any or all of them.

15. *Consultants*—Individuals or entities having a contract with Engineer to furnish services with respect to this Project as Engineer's independent professional associates and consultants; subcontractors; or vendors.

16. *Contractor*—The entity or individual with which Owner enters into a Construction Contract.

17. *Documents*—Data, reports, Drawings, Specifications, Record Drawings, building information models, civil integrated management models, and other deliverables, whether in printed or electronic format, provided or furnished in appropriate phases by Engineer to Owner pursuant to this Agreement.

18. *Drawings*—That part of the Construction Contract Documents that graphically shows the scope, extent, and character of the Work to be performed by Contractor.

19. *Effective Date*—The date indicated in this Agreement on which it becomes effective, but if no such date is indicated, the date on which this Agreement is signed and delivered by the last of the parties to sign and deliver.

20. *Engineer*—The individual or entity named as such in this Agreement.

21. *Field Order*—A written order issued by Engineer which requires minor changes in the Work but does not change the Construction Contract Price or the Construction Contract Times.

22. *Laws and Regulations; Laws or Regulations*—Any and all applicable laws, statutes, rules, regulations, ordinances, codes, and orders of any and all governmental bodies, agencies, authorities, and courts having jurisdiction.

23. *Owner*—The individual or entity named as such in this Agreement and for which Engineer's services are to be performed. Unless indicated otherwise, this is the same individual or entity that will enter into any Construction Contracts concerning the Project.

24. *Project*—The total undertaking to be accomplished for Owner by engineers, contractors, and others, including planning, study, design, construction, testing, commissioning, and start-up, and of which the services to be performed or furnished by Engineer under this Agreement are a part.

Copyright © 2014 National Society of Professional Engineers, American Council of Engineering Companies, and American Society of Civil Engineers. All rights reserved.

25. *Record Drawings*—Drawings depicting the completed Project, or a specific portion of the completed Project, prepared by Engineer as an Additional Service and based on Contractor's record copy of all Drawings, Specifications, Addenda, Change Orders, Work Change Directives, Field Orders, and written interpretations and clarifications, as delivered to Engineer and annotated by Contractor to show changes made during construction.

26. *Reimbursable Expenses*—The expenses incurred directly by Engineer in connection with the performing or furnishing of Basic Services and Additional Services for the Project.

27. *Resident Project Representative*—The authorized representative of Engineer assigned to assist Engineer at the Site during the Construction Phase. As used herein, the term Resident Project Representative or "RPR" includes any assistants or field staff of Resident Project Representative. The duties and responsibilities of the Resident Project Representative, if any, are as set forth in Exhibit D.

28. *Samples*—Physical examples of materials, equipment, or workmanship that are representative of some portion of the Work and that establish the standards by which such portion of the Work will be judged.

29. *Shop Drawings*—All drawings, diagrams, illustrations, schedules, and other data or information that are specifically prepared or assembled by or for Contractor and submitted by Contractor to illustrate some portion of the Work. Shop Drawings, whether approved or not, are not Drawings and are not Construction Contract Documents.

30. *Site*—Lands or areas to be indicated in the Construction Contract Documents as being furnished by Owner upon which the Work is to be performed, including rights-of-way and easements, and such other lands furnished by Owner which are designated for the use of Contractor.

31. *Specifications*—The part of the Construction Contract Documents that consists of written requirements for materials, equipment, systems, standards, and workmanship as applied to the Work, and certain administrative requirements and procedural matters applicable to the Work.

32. *Subcontractor*—An individual or entity having a direct contract with Contractor or with any other Subcontractor for the performance of a part of the Work.

33. *Substantial Completion*—The time at which the Work (or a specified part thereof) has progressed to the point where, in the opinion of Engineer, the Work (or a specified part thereof) is sufficiently complete, in accordance with the Construction Contract Documents, so that the Work (or a specified part thereof) can be utilized for the purposes for which it is intended. The terms "substantially complete" and "substantially completed" as applied to all or part of the Work refer to Substantial Completion thereof.

34. *Supplier*—A manufacturer, fabricator, supplier, distributor, materialman, or vendor having a direct contract with Contractor or with any Subcontractor to furnish materials or equipment to be incorporated in the Work by Contractor or a Subcontractor.

Copyright © 2014 National Society of Professional Engineers, American Council of Engineering Companies, and American Society of Civil Engineers. All rights reserved.

35. *Total Project Costs*—The total cost of planning, studying, designing, constructing, testing, commissioning, and start-up of the Project, including Construction Cost and all other Project labor, services, materials, equipment, insurance, and bonding costs, allowances for contingencies, and the total costs of services of Engineer or other design professionals and consultants, together with such other Project-related costs that Owner furnishes for inclusion, including but not limited to cost of land, rights-of-way, compensation for damages to properties, Owner's costs for legal, accounting, insurance counseling, and auditing services, interest and financing charges incurred in connection with the Project, and the cost of other services to be provided by others to Owner.

36. *Work*—The entire construction or the various separately identifiable parts thereof required to be provided under the Construction Contract Documents. Work includes and is the result of performing or providing all labor, services, and documentation necessary to produce such construction; furnishing, installing, and incorporating all materials and equipment into such construction; and may include related services such as testing, start-up, and commissioning, all as required by the Construction Contract Documents.

37. *Work Change Directive*—A written directive to Contractor issued on or after the effective date of the Construction Contract, signed by Owner and recommended by Engineer, ordering an addition, deletion, or revision in the Work.

B. *Day*:

1. The word "day" means a calendar day of 24 hours measured from midnight to the next midnight.

ARTICLE 8 – EXHIBITS AND SPECIAL PROVISIONS

8.01 *Exhibits Included:*

A. Exhibit A, Engineer's Services.

B. Exhibit B, Owner's Responsibilities.

C. Exhibit C, Payments to Engineer for Services and Reimbursable Expenses.

D. Exhibit D, Duties, Responsibilities and Limitations of Authority of Resident Project Representative.

E. Exhibit E, DELETED

F. Exhibit F, DELETED

G. Exhibit G, Insurance.

H. Exhibit H, DELETED

I. Exhibit I, Limitations of Liability.

J. Exhibit J, DELETED

Copyright © 2014 National Society of Professional Engineers, American Council of Engineering Companies, and American Society of Civil Engineers. All rights reserved.

K. Exhibit K, DELETED

8.02 *Total Agreement*

A. This Agreement, (together with the exhibits included above) constitutes the entire agreement between Owner and Engineer and supersedes all prior written or oral understandings. This Agreement may only be amended, supplemented, modified, or canceled by a written instrument duly executed by both parties.

8.03 *Designated Representatives*

A. With the execution of this Agreement, Engineer and Owner shall designate specific individuals to act as Engineer's and Owner's representatives with respect to the services to be performed or furnished by Engineer and responsibilities of Owner under this Agreement. Such an individual shall have authority to transmit instructions, receive information, and render decisions relative to this Agreement on behalf of the respective party whom the individual represents.

8.04 *Engineer's Certifications*

A. Engineer certifies that it has not engaged in corrupt, fraudulent, or coercive practices in competing for or in executing the Agreement. For the purposes of this Paragraph 8.04:

1. "corrupt practice" means the offering, giving, receiving, or soliciting of any thing of value likely to influence the action of a public official in the selection process or in the Agreement execution;

2. "fraudulent practice" means an intentional misrepresentation of facts made (a) to influence the selection process or the execution of the Agreement to the detriment of Owner, or (b) to deprive Owner of the benefits of free and open competition;

3. "coercive practice" means harming or threatening to harm, directly or indirectly, persons or their property to influence their participation in the selection process or affect the execution of the Agreement.

Copyright © 2014 National Society of Professional Engineers, American Council of Engineering Companies, and American Society of Civil Engineers. All rights reserved.

IN WITNESS WHEREOF, the parties hereto have executed this Agreement, the Effective Date of which is indicated on page 1.

Owner: City of Hattiesburg

By:

Print name: Honorable Toby Barker

Title: Mayor

Date Signed: 2-6-18

Engineer: Shows, Dearman and Waits, Inc.

By:

Print name: Shea E. McNease, P.E.

Title: President

Date Signed: 1/8/2018

Engineer License or Firm's Certificate No. (if required):

E-4

State of: Mississippi

Address for Owner's receipt of notices:

P.O. Box 1898

Hattiesburg, MS 39401

Designated Representative (Paragraph 8.03.A):

Lamar Rutland, P.E.

Title: Director of Engineering

Phone Number: 601-545-4540

E-Mail Address: lrutland@hattiesburgms.com

Address for Engineer's receipt of notices:

301 Second Avenue

Hattiesburg, MS 39401

Designated Representative (Paragraph 8.03.A):

Shea E. McNease, P.E.

Title: President

Phone Number: 601-544-1821

E-Mail Address: shea@sd-w.com

Copyright © 2014 National Society of Professional Engineers, American Council of Engineering Companies, and American Society of Civil Engineers. All rights reserved.

This is **EXHIBIT A**, consisting of 14 pages, referred to in and part of the **Agreement between Owner and Engineer for Professional Services** dated _____.

Engineer's Services

Article 1 of the Agreement is supplemented to include the following agreement of the parties.

Engineer shall provide Basic and Additional Services as set forth below.

PART 1 – BASIC SERVICES

A1.01 *Study and Report Phase* - ***SECTION DELETED***

A1.02 *Preliminary Design Phase*

A. After issuance by Owner of any instructions of for use of Project Strategies, Technologies, and Techniques, or for inclusion of sustainable features in the design; and indication by Owner of any specific modifications or changes in the scope, extent, character, or design requirements of the Project desired by Owner, (1) Engineer and Owner shall discuss and resolve any necessary revisions to Engineer's compensation (through application of the provisions regarding Additional Services, or otherwise), or the time for completion of Engineer's services, resulting from the selected solution, related Project Strategies, Technologies, or Techniques, sustainable design instructions, or specific modifications to the Project, and (2) upon written from Owner, Engineer shall:

1. Prepare Preliminary Design Phase documents consisting of final design criteria, preliminary drawings, outline specifications, and written descriptions of the Project.

2. In preparing the Preliminary Design Phase documents, use any specific applicable Project Strategies, Technologies, and Techniques authorized by Owner and include sustainable features, as appropriate, pursuant to Owner's instructions.

3. Provide necessary field surveys and topographic and utility mapping for Engineer's design purposes. Comply with the scope of work and procedure for the identification and mapping of existing utilities selected and authorized by Owner pursuant to advice from Engineer based on ASCE 38, "Standard Guideline for the Collection and Depiction of Existing Subsurface Utility Data," as set forth in Paragraph A1.01.A.12 above. If no such scope of work and procedure for utility mapping has been selected and authorized, then at a minimum the utility mapping will include Engineer contacting utility owners and obtaining available information.

4. Visit the Site as needed to prepare the Preliminary Design Phase documents.

5. Advise Owner if additional reports, data, information, or services of the types described in Exhibit B are necessary and assist Owner in obtaining such reports, data, information, or services.

6. Continue to assist Owner with Project Strategies, Technologies, and Techniques that Owner has chosen to implement.

Copyright © 2014 National Society of Professional Engineers, American Council of Engineering Companies, and American Society of Civil Engineers. All rights reserved.

7. Based on the information contained in the Preliminary Design Phase documents, prepare a revised opinion of probable Construction Cost, and assist Owner in tabulating the various cost categories which comprise Total Project Costs.

8. Obtain and review Owner's instructions regarding Owner's procurement of construction services (including instructions regarding advertisements for bids, instructions to bidders, and requests for proposals, as applicable), Owner's construction contract practices and requirements, insurance and bonding requirements, electronic transmittals during construction, and other information necessary for the finalization of Owner's bidding-related documents (or requests for proposals or other construction procurement documents), and Construction Contract Documents. Also obtain and review copies of Owner's design and construction standards, Owner's standard forms, general conditions (if other than EJCDC® C-700, Standard General Conditions of the Construction Contract, 2013 Edition), supplementary conditions, text, and related documents or content for Engineer to include in the draft bidding-related documents (or requests for proposals or other construction procurement documents), and in the draft Construction Contract Documents, when applicable.

9. Perform or provide the following other Preliminary Design Phase tasks or deliverables: N/A

10. Furnish 1 review copies of the Preliminary Design Phase documents, opinion of probable Construction Cost, and any other Preliminary Design Phase deliverables to Owner within 45 days of authorization to proceed with this phase, and review them with Owner. Within 15 days of receipt, Owner shall submit to Engineer any comments regarding the furnished items.

11. Revise the Preliminary Design Phase documents, opinion of probable Construction Cost, and any other Preliminary Design Phase deliverables in response to Owner's comments, as appropriate, and furnish to Owner 1 copies of the revised Preliminary Design Phase documents, revised opinion of probable Construction Cost, and any other deliverables within 60 days after receipt of Owner's comments.

B. Engineer's services under the Preliminary Design Phase will be considered complete on the date when Engineer has delivered to Owner the revised Preliminary Design Phase documents, revised opinion of probable Construction Cost, and any other Preliminary Design Phase deliverables.

A1.03 *Final Design Phase*

A. After acceptance by Owner of the Preliminary Design Phase documents, revised opinion of probable Construction Cost as determined in the Preliminary Design Phase, and any other Preliminary Design Phase deliverables, subject to any Owner-directed modifications or changes in the scope, extent, character, or design requirements of or for the Project, and upon authorization from Owner, Engineer shall:

1. Prepare final Drawings and Specifications indicating the scope, extent, and character of the Work to be performed and furnished by Contractor.

2. Visit the Site as needed to assist in preparing the final Drawings and Specifications.

Copyright © 2014 National Society of Professional Engineers, American Council of Engineering Companies, and American Society of Civil Engineers. All rights reserved.

3. Provide technical criteria, written descriptions, and design data for Owner's use in filing applications for permits from or approvals of governmental authorities having jurisdiction to review or approve the final design; assist Owner in consultations with such authorities; and revise the Drawings and Specifications in response to directives from such authorities, as appropriate.

4. Advise Owner of any recommended adjustments to the opinion of probable Construction Cost.

5. After consultation with Owner, include in the Construction Contract Documents any specific protocols for the transmittal of Project-related correspondence, documents, text, data, drawings, information, and graphics, in electronic media or digital format, either directly, or through access to a secure Project website. Any such protocols shall be applicable to transmittals between and among Owner, Engineer, and Contractor during the Construction Phase and Post-Construction Phase, and unless agreed otherwise shall supersede any conflicting protocols previously established for transmittals between Owner and Engineer.

6. Assist Owner in assembling known reports and drawings of Site conditions, and in identifying the technical data contained in such reports and drawings upon which bidders or other prospective contractors may rely.

7. In addition to preparing the final Drawings and Specifications, assemble drafts of other Construction Contract Documents based on specific instructions and contract forms, text, or content received from Owner.

8. Prepare or assemble draft bidding-related documents (or requests for proposals or other construction procurement documents), based on the specific bidding or procurement-related instructions and forms, text, or content received from Owner.

9. Perform or provide the following other Final Design Phase tasks or deliverables: N/A

10. Furnish for review by Owner, its legal counsel, and other advisors, 1 copies of the final Drawings and Specifications, assembled drafts of other Construction Contract Documents, the draft bidding-related documents (or requests for proposals or other construction procurement documents), and any other Final Design Phase deliverables, within 30 days of authorization to proceed with the Final Design Phase, and review them with Owner. Within 15 days of receipt, Owner shall submit to Engineer any comments regarding the furnished items, and any instructions for revisions.

11. Revise the final Drawings and Specifications, assembled drafts of other Construction Contract Documents, the draft bidding-related documents (or requests for proposals or other construction procurement documents), and any other Final Design Phase deliverables in accordance with comments and instructions from the Owner, as appropriate, and submit 1 final copies of such documents to Owner within 60 days after receipt of Owner's comments and instructions.

B. Engineer's services under the Final Design Phase will be considered complete on the date when Engineer has delivered to Owner the final Drawings and Specifications, other

Copyright © 2014 National Society of Professional Engineers, American Council of Engineering Companies, and American Society of Civil Engineers. All rights reserved.

assembled Construction Contract Documents, bidding-related documents (or requests for proposals or other construction procurement documents), and any other Final Design Phase deliverables.

C. In the event that the Work designed or specified by Engineer is to be performed or furnished under more than one prime contract, or if Engineer's services are to be separately sequenced with the work of one or more prime Contractors (such as in the case of fast-tracking), Owner and Engineer shall, prior to commencement of the Final Design Phase, develop a schedule for performance of Engineer's services during the Final Design, Bidding or Negotiating, Construction, and Post-Construction Phases in order to sequence and coordinate properly such services as are applicable to the work under such separate prime contracts. This schedule is to be prepared and included in or become an amendment to Exhibit A whether or not the work under such contracts is to proceed concurrently.

D. The number of prime contracts for Work designed or specified by Engineer upon which the Engineer's compensation has been established under this Agreement is one (1). If more prime contracts are awarded, Engineer shall be entitled to an equitable increase in its compensation under this Agreement.

A1.04 *Bidding or Negotiating Phase*

A. After acceptance by Owner of the final Drawings and Specifications, other Construction Contract Documents, bidding-related documents (or requests for proposals or other construction procurement documents), and the most recent opinion of probable Construction Cost as determined in the Final Design Phase, and upon written authorization by Owner to proceed, Engineer shall:

1. Assist Owner in advertising for and obtaining bids or proposals for the Work, assist Owner in issuing assembled design, contract, and bidding-related documents (or requests for proposals or other construction procurement documents) to prospective contractors, and, where applicable, maintain a record of prospective contractors to which documents have been issued, attend pre-bid conferences, if any, and receive and process contractor deposits or charges for the issued documents.

2. Prepare and issue Addenda as appropriate to clarify, correct, or change the issued documents.

3. Provide information or assistance needed by Owner in the course of any review of proposals or negotiations with prospective contractors.

4. Consult with Owner as to the qualifications of prospective contractors.

5. Consult with Owner as to the qualifications of subcontractors, suppliers, and other individuals and entities proposed by prospective contractors, for those portions of the Work as to which review of qualifications is required by the issued documents.

6. If the issued documents require, the Engineer shall evaluate and determine the acceptability of "or equals" and substitute materials and equipment proposed by prospective contractors, provided that such proposals are allowed by the bidding-related documents (or requests for proposals or other construction procurement

Copyright © 2014 National Society of Professional Engineers, American Council of Engineering Companies, and American Society of Civil Engineers. All rights reserved.

documents) prior to award of contracts for the Work. Services under this paragraph are subject to the provisions of Paragraph A2.02.A.2 of this Exhibit A.

7. Attend the bid opening, prepare bid tabulation sheets to meet Owner's schedule, and assist Owner in evaluating bids or proposals, assembling final contracts for the Work for execution by Owner and Contractor, and in issuing notices of award of such contracts.

8. If Owner engages in negotiations with bidders or proposers, assist Owner with respect to technical and engineering issues that arise during the negotiations.

9. Perform or provide the following other Bidding or Negotiating Phase tasks or deliverables: N/A

B. The Bidding or Negotiating Phase will be considered complete upon commencement of the Construction Phase or upon cessation of negotiations with prospective contractors (except as may be required if Exhibit F is a part of this Agreement).

A1.05 *Construction Phase*

A. Upon successful completion of the Bidding and Negotiating Phase, and upon written authorization from Owner, Engineer shall:

1. *General Administration of Construction Contract:* Consult with Owner and act as Owner's representative as provided in the Construction Contract. The extent and limitations of the duties, responsibilities, and authority of Engineer shall be as assigned in EJCDC® C-700, Standard General Conditions of the Construction Contract (2013 Edition), prepared by the Engineers Joint Contract Documents Committee, or other construction general conditions specified in this Agreement. If Owner, or Owner and Contractor, modify the duties, responsibilities, and authority of Engineer in the Construction Contract, or modify other terms of the Construction Contract having a direct bearing on Engineer, then Owner shall compensate Engineer for any related increases in the cost to provide Construction Phase services. Engineer shall not be required to furnish or perform services contrary to Engineer's responsibilities as a licensed professional. All of Owner's instructions to Contractor will be issued through Engineer, which shall have authority to act on behalf of Owner in dealings with Contractor to the extent provided in this Agreement and the Construction Contract except as otherwise provided in writing.

2. *Resident Project Representative (RPR):* Provide the services of an RPR at the Site to assist the Engineer and to provide more extensive observation of Contractor's work. Duties, responsibilities, and authority of the RPR are as set forth in Exhibit D. The furnishing of such RPR's services will not limit, extend, or modify Engineer's responsibilities or authority except as expressly set forth in Exhibit D.

3. *Selection of Independent Testing Laboratory:* Assist Owner in the selection of an independent testing laboratory to perform the services identified in Exhibit B, Paragraph B2.01.

4. *Pre-Construction Conference:* Participate in a pre-construction conference prior to commencement of Work at the Site.

Copyright © 2014 National Society of Professional Engineers, American Council of Engineering Companies, and American Society of Civil Engineers. All rights reserved.

5. *Electronic Transmittal Protocols:* If the Construction Contract Documents do not specify protocols for the transmittal of Project-related correspondence, documents, text, data, drawings, information, and graphics, in electronic media or digital format, either directly, or through access to a secure Project website, then together with Owner and Contractor jointly develop such protocols for transmittals between and among Owner, Contractor, and Engineer during the Construction Phase and Post-Construction Phase.

6. *Original Documents:* If requested by Owner to do so, maintain and safeguard during the Construction Phase at least one original printed record version of the Construction Contract Documents, including Drawings and Specifications signed and sealed by Engineer and other design professionals in accordance with applicable Laws and Regulations. Throughout the Construction Phase, make such original printed record version of the Construction Contract Documents available to Contractor and Owner for review.

7. *Schedules:* Receive, review, and determine the acceptability of any and all schedules that Contractor is required to submit to Engineer, including the Progress Schedule, Schedule of Submittals, and Schedule of Values.

8. *Baselines and Benchmarks:* As appropriate, establish baselines and benchmarks for locating the Work which in Engineer's judgment are necessary to enable Contractor to proceed.

9. *Visits to Site and Observation of Construction:* In connection with observations of Contractor's Work while it is in progress:

    a. Make visits to the Site at intervals appropriate to the various stages of construction, as Engineer deems necessary, to observe as an experienced and qualified design professional the progress of Contractor's executed Work. Such visits and observations by Engineer, and the Resident Project Representative, if any, are not intended to be exhaustive or to extend to every aspect of the Work or to involve detailed inspections of the Work beyond the responsibilities specifically assigned to Engineer in this Agreement and the Construction Contract Documents, but rather are to be limited to spot checking, selective sampling, and similar methods of general observation of the Work based on Engineer's exercise of professional judgment, as assisted by the Resident Project Representative, if any. Based on information obtained during such visits and observations, Engineer will determine in general if the Work is proceeding in accordance with the Construction Contract Documents, and Engineer shall keep Owner informed of the progress of the Work.

    b. The purpose of Engineer's visits to the Site, and representation by the Resident Project Representative, if any, at the Site, will be to enable Engineer to better carry out the duties and responsibilities assigned to and undertaken by Engineer during the Construction Phase, and, in addition, by the exercise of Engineer's efforts as an experienced and qualified design professional, to provide for Owner a greater degree of confidence that the completed Work will conform in general to the Construction Contract Documents and that Contractor has implemented and maintained the integrity of the design concept of the completed Project as a functioning whole as indicated in the Construction Contract Documents. Engineer shall not, during such visits or as a result of such observations of the Work,

Copyright © 2014 National Society of Professional Engineers, American Council of Engineering Companies, and American Society of Civil Engineers. All rights reserved.

supervise, direct, or have control over the Work, nor shall Engineer have authority over or responsibility for the means, methods, techniques, sequences, or procedures of construction selected or used by any Constructor, for security or safety at the Site, for safety precautions and programs incident to any Constructor's work in progress, for the coordination of the Constructors' work or schedules, nor for any failure of any Constructor to comply with Laws and Regulations applicable to furnishing and performing of its work. Accordingly, Engineer neither guarantees the performance of any Constructor nor assumes responsibility for any Constructor's failure to furnish or perform the Work, or any portion of the Work, in accordance with the Construction Contract Documents.

10. *Defective Work:* Reject Work if, on the basis of Engineer's observations, Engineer believes that such Work is defective under the terms and standards set forth in the Construction Contract Documents. Provide recommendations to Owner regarding whether Contractor should correct such Work or remove and replace such Work, or whether Owner should consider accepting such Work as provided in the Construction Contract Documents.

11. *Compatibility with Design Concept:* If Engineer has express knowledge that a specific part of the Work that is not defective under the terms and standards set forth in the Construction Contract Documents is nonetheless not compatible with the design concept of the completed Project as a functioning whole, then inform Owner of such incompatibility, and provide recommendations for addressing such Work.

12. *Clarifications and Interpretations:* Accept from Contractor and Owner submittal of all matters in question concerning the requirements of the Construction Contract Documents (sometimes referred to as requests for information or interpretation—RFIs), or relating to the acceptability of the Work under the Construction Contract Documents. With reasonable promptness, render a written clarification, interpretation, or decision on the issue submitted, or initiate an amendment or supplement to the Construction Contract Documents.

13. *Non-reviewable Matters:* If a submitted matter in question concerns the Engineer's performance of its duties and obligations, or terms and conditions of the Construction Contract Documents that do not involve (1) the performance or acceptability of the Work under the Construction Contract Documents, (2) the design (as set forth in the Drawings, Specifications, or otherwise), or (3) other engineering or technical matters, then Engineer will promptly give written notice to Owner and Contractor that Engineer will not provide a decision or interpretation.

14. *Field Orders:* Subject to any limitations in the Construction Contract Documents, Engineer may prepare and issue Field Orders requiring minor changes in the Work.

15. *Change Orders and Work Change Directives:* Recommend Change Orders and Work Change Directives to Owner, as appropriate, and prepare Change Orders and Work Change Directives as required.

16. *Differing Site Conditions:* Respond to any notice from Contractor of differing site conditions, including conditions relating to underground facilities such as utilities, and

Copyright © 2014 National Society of Professional Engineers, American Council of Engineering Companies, and American Society of Civil Engineers. All rights reserved.

hazardous environmental conditions. Promptly conduct reviews and prepare findings, conclusions, and recommendations for Owner's use.

17. *Shop Drawings, Samples, and Other Submittals:* Review and approve or take other appropriate action with respect to Shop Drawings, Samples, and other required Contractor submittals, but only for conformance with the information given in the Construction Contract Documents and compatibility with the design concept of the completed Project as a functioning whole as indicated by the Construction Contract Documents. Such reviews and approvals or other action will not extend to means, methods, techniques, sequences, or procedures of construction or to safety precautions and programs incident thereto. Engineer shall meet any Contractor's submittal schedule that Engineer has accepted.

18. *Substitutes and "Or-equal":* Evaluate and determine the acceptability of substitute or "or-equal" materials and equipment proposed by Contractor, but subject to the provisions of Paragraph A2.02.A.2 of this Exhibit A.

19. *Inspections and Tests:*

    a. Receive and review all certificates of inspections, tests, and approvals required by Laws and Regulations or the Construction Contract Documents. Engineer's review of such certificates will be for the purpose of determining that the results certified indicate compliance with the Construction Contract Documents and will not constitute an independent evaluation that the content or procedures of such inspections, tests, or approvals comply with the requirements of the Construction Contract Documents. Engineer shall be entitled to rely on the results of such inspections and tests.

    b. As deemed reasonably necessary, request that Contractor uncover Work that is to be inspected, tested, or approved.

    c. Pursuant to the terms of the Construction Contract, require special inspections or testing of the Work, whether or not the Work is fabricated, installed, or completed.

20. *Change Proposals and Claims:* (a) Review and respond to Change Proposals. Review each duly submitted Change Proposal from Contractor and, within 30 days after receipt of the Contractor's supporting data, either deny the Change Proposal in whole, approve it in whole, or deny it in part and approve it in part. Such actions shall be in writing, with a copy provided to Owner and Contractor. If the Change Proposal does not involve the design (as set forth in the Drawings, Specifications, or otherwise), the acceptability of the Work, or other engineering or technical matters, then Engineer will notify the parties that the Engineer will not resolve the Change Proposal. (b) Provide information or data to Owner regarding engineering or technical matters pertaining to Claims.

21. *Applications for Payment:* Based on Engineer's observations as an experienced and qualified design professional and on review of Applications for Payment and accompanying supporting documentation:

    a. Determine the amounts that Engineer recommends Contractor be paid. Recommend reductions in payment (set-offs) based on the provisions for set-offs

Copyright © 2014 National Society of Professional Engineers, American Council of Engineering Companies, and American Society of Civil Engineers. All rights reserved.

stated in the Construction Contract. Such recommendations of payment will be in writing and will constitute Engineer's representation to Owner, based on such observations and review, that, to the best of Engineer's knowledge, information and belief, Contractor's Work has progressed to the point indicated, the Work is generally in accordance with the Construction Contract Documents (subject to an evaluation of the Work as a functioning whole prior to or upon Substantial Completion, to the results of any subsequent tests called for in the Construction Contract Documents, and to any other qualifications stated in the recommendation), and the conditions precedent to Contractor's being entitled to such payment appear to have been fulfilled in so far as it is Engineer's responsibility to observe the Work. In the case of unit price Work, Engineer's recommendations of payment will include final determinations of quantities and classifications of the Work (subject to any subsequent adjustments allowed by the Construction Contract Documents).

b. By recommending payment, Engineer shall not thereby be deemed to have represented that observations made by Engineer to check the quality or quantity of Contractor's Work as it is performed and furnished have been exhaustive, extended to every aspect of Contractor's Work in progress, or involved detailed inspections of the Work beyond the responsibilities specifically assigned to Engineer in this Agreement. Neither Engineer's review of Contractor's Work for the purposes of recommending payments nor Engineer's recommendation of any payment including final payment will impose on Engineer responsibility to supervise, direct, or control the Work, or for the means, methods, techniques, sequences, or procedures of construction or safety precautions or programs incident thereto, or Contractor's compliance with Laws and Regulations applicable to Contractor's furnishing and performing the Work. It will also not impose responsibility on Engineer to make any examination to ascertain how or for what purposes Contractor has used the money paid to Contractor by Owner; to determine that title to any portion of the Work, including materials or equipment, has passed to Owner free and clear of any liens, claims, security interests, or encumbrances; or that there may not be other matters at issue between Owner and Contractor that might affect the amount that should be paid.

22. *Contractor's Completion Documents:* Receive from Contractor, review, and transmit to Owner maintenance and operating instructions, schedules, guarantees, bonds, certificates or other evidence of insurance required by the Construction Contract Documents, certificates of inspection, tests and approvals, and Shop Drawings, Samples, and other data approved as provided under Paragraph A1.05.A.17. Receive from Contractor, review, and transmit to Owner the annotated record documents which are to be assembled by Contractor in accordance with the Construction Contract Documents to obtain final payment. The extent of Engineer's review of record documents shall be to check that Contractor has submitted all pages.

23. *Substantial Completion:* Promptly after notice from Contractor that Contractor considers the entire Work ready for its intended use, in company with Owner and Contractor, visit the Site to review the Work and determine the status of completion. Follow the procedures in the Construction Contract regarding the preliminary certificate of Substantial Completion, punch list of items to be completed, Owner's objections,

Copyright © 2014 National Society of Professional Engineers, American Council of Engineering Companies, and American Society of Civil Engineers. All rights reserved.

notice to Contractor, and issuance of a final certificate of Substantial Completion. Assist Owner regarding any remaining engineering or technical matters affecting Owner's use or occupancy of the Work following Substantial Completion.

24. *Other Tasks:* Perform or provide the following other Construction Phase tasks or deliverables: N/A

25. *Final Notice of Acceptability of the Work:* Conduct a final visit to the Project to determine if the Work is complete and acceptable so that Engineer may recommend, in writing, final payment to Contractor. Accompanying the recommendation for final payment, Engineer shall also provide a notice to Owner and Contractor in the form attached hereto as Exhibit E ("Notice of Acceptability of Work") that the Work is acceptable (subject to the provisions of the Notice and Paragraph A1.05.A.21.b) to the best of Engineer's knowledge, information, and belief, and based on the extent of the services provided by Engineer under this Agreement.

26. *Standards for Certain Construction-Phase Decisions:* Engineer will render decisions regarding the requirements of the Construction Contract Documents, and judge the acceptability of the Work, pursuant to the specific procedures set forth in the Construction Contract for initial interpretations, Change Proposals, and acceptance of the Work. In rendering such decisions and judgments, Engineer will not show partiality to Owner or Contractor, and will not be liable to Owner, Contractor, or others in connection with any proceedings, interpretations, decisions, or judgments conducted or rendered in good faith.

B. *Duration of Construction Phase:* The Construction Phase will commence with the execution of the first Construction Contract for the Project or any part thereof and will terminate upon written recommendation by Engineer for final payment to Contractors. If the Project involves more than one prime contract as indicated in Paragraph A1.03.D, then Construction Phase services may be rendered at different times in respect to the separate contracts. Subject to the provisions of Article 3, Engineer shall be entitled to an equitable increase in compensation if Construction Phase services (including Resident Project Representative services, If any) are required after the original date for completion and readiness for final payment of Contractor as set forth in the Construction Contract.

A1.06 *Post-Construction Phase*

A. Upon written authorization from Owner during the Post-Construction Phase, Engineer shall:

1. Together with Owner, visit the Project to observe any apparent defects in the Work, make recommendations as to replacement or correction of defective Work, if any, or the need to repair of any damage to the Site or adjacent areas, and assist Owner in consultations and discussions with Contractor concerning correction of any such defective Work and any needed repairs.

2. Together with Owner, visit the Project within one month before the end of the Construction Contract's correction period to ascertain whether any portion of the Work or the repair of any damage to the Site or adjacent areas is defective and therefore subject to correction by Contractor.

Copyright © 2014 National Society of Professional Engineers, American Council of Engineering Companies, and American Society of Civil Engineers. All rights reserved.

3. Perform or provide the following other Post-Construction Phase tasks or deliverables: N/A

B. The Post-Construction Phase services may commence during the Construction Phase and, if not otherwise modified in this Exhibit A, will terminate twelve months after the commencement of the Construction Contract's correction period.

PART 2 – ADDITIONAL SERVICES

A2.01 *Additional Services Requiring Owner's Written Authorization*

A. If authorized in writing by Owner, Engineer shall provide Additional Services of the types listed below. These services are not included as part of Basic Services and will be paid for by Owner as indicated in Exhibit C.

1. Preparation of applications and supporting documents (in addition to those furnished under Basic Services) for private or governmental grants, loans, or advances in connection with the Project; preparation or review of environmental assessments and impact statements; review and evaluation of the effects on the design requirements for the Project of any such statements and documents prepared by others; and assistance in obtaining approvals of authorities having jurisdiction over the anticipated environmental impact of the Project.

2. Services to make measured drawings of existing conditions or facilities, to conduct tests or investigations of existing conditions or facilities, or to verify the accuracy of drawings or other information furnished by Owner or others.

3. Services resulting from significant changes in the scope, extent, or character of the portions of the Project designed or specified by Engineer, or the Project's design requirements, including, but not limited to, changes in size, complexity, Owner's schedule, character of construction, or method of financing; and revising previously accepted studies, reports, Drawings, Specifications, or Construction Contract Documents when such revisions are required by changes in Laws and Regulations enacted subsequent to the Effective Date or are due to any other causes beyond Engineer's control.

4. Services resulting from Owner's request to evaluate additional Study and Report Phase alternative solutions beyond those agreed to in Paragraph A1.01.A.1 and 2.

5. Services required as a result of Owner's providing incomplete or incorrect Project information to Engineer.

6. Providing renderings or models for Owner's use, including services in support of building information modeling or civil integrated management.

7. Undertaking investigations and studies including, but not limited to:

   a. detailed consideration of operations, maintenance, and overhead expenses;

Copyright © 2014 National Society of Professional Engineers, American Council of Engineering Companies, and American Society of Civil Engineers. All rights reserved.

b. the preparation of feasibility studies (such as those that include projections of output capacity, utility project rates, project market demand, or project revenues) and cash flow analyses, provided that such services are based on the engineering and technical aspects of the Project, and do not include rendering advice regarding municipal financial products or the issuance of municipal securities;

c. preparation of appraisals;

d. evaluating processes available for licensing, and assisting Owner in obtaining process licensing;

e. detailed quantity surveys of materials, equipment, and labor; and

f. audits or inventories required in connection with construction performed or furnished by Owner.

8. Furnishing services of Consultants for other than Basic Services.

9. Providing data or services of the types described in Exhibit B, when Owner retains Engineer to provide such data or services instead of Owner furnishing the same.

10. Providing the following services:

    a. Services attributable to more prime construction contracts than specified in Paragraph A1.03.D.

    b. Services to arrange for performance of construction services for Owner by contractors other than the principal prime Contractor, and administering Owner's contract for such services.

11. Services during out-of-town travel required of Engineer, other than for visits to the Site or Owner's office as required in Basic Services (Part 1 of Exhibit A).

12. Preparing for, coordinating with, participating in and responding to structured independent review processes, including, but not limited to, construction management, cost estimating, project peer review, value engineering, and constructability review requested by Owner; and performing or furnishing services required to revise studies, reports, Drawings, Specifications, or other documents as a result of such review processes.

13. Preparing additional bidding-related documents (or requests for proposals or other construction procurement documents) or Construction Contract Documents for alternate bids or cost estimates requested by Owner for the Work or a portion thereof.

14. Assistance in connection with bid protests, rebidding, or renegotiating contracts for construction, materials, equipment, or services, except when such assistance is required to complete services required by Paragraph 5.02.A and Exhibit F.

15. Preparing conformed Construction Contract Documents that incorporate and integrate the content of all Addenda and any amendments negotiated by Owner and Contractor.

Copyright © 2014 National Society of Professional Engineers, American Council of Engineering Companies, and American Society of Civil Engineers. All rights reserved.

16. Providing Construction Phase services beyond the original date for completion and readiness for final payment of Contractor, but only if such services increase the total quantity of services to be performed in the Construction Phase, rather than merely shifting performance of such services to a later date.

17. Preparing Record Drawings, and furnishing such Record Drawings to Owner.

18. Supplementing Record Drawings with information regarding the completed Project, Site, and immediately adjacent areas obtained from field observations, Owner, utility companies, and other reliable sources.

19. Conducting surveys, investigations, and field measurements to verify the accuracy of Record Drawing content obtained from Contractor, Owner, utility companies, and other sources; revise and supplement Record Drawings as needed.

20. Preparation of operation, maintenance, and staffing manuals.

21. Protracted or extensive assistance in refining and adjusting of Project equipment and systems (such as initial startup, testing, and balancing).

22. Assistance to Owner in training Owner's staff to operate and maintain Project equipment and systems.

23. Assistance to Owner in developing systems and procedures for (a) control of the operation and maintenance of Project equipment and systems, and (b) related recordkeeping.

24. Preparing to serve or serving as a consultant or witness for Owner in any litigation, arbitration, lien or bond claim, or other legal or administrative proceeding involving the Project.

25. Overtime work requiring higher than regular rates.

26. Providing construction surveys and staking to enable Contractor to perform its work other than as required under Paragraph A1.05.A.8; any type of property surveys or related engineering services needed for the transfer of interests in real property; and providing other special field surveys.

27. Providing more extensive services required to enable Engineer to issue notices or certifications requested by Owner.

28. Extensive services required during any correction period, or with respect to monitoring Contractor's compliance with warranties and guarantees called for in the Construction Contract (except as agreed to under Basic Services).

29. Other additional services performed or furnished by Engineer not otherwise provided for in this Agreement.

Copyright © 2014 National Society of Professional Engineers, American Council of Engineering Companies, and American Society of Civil Engineers. All rights reserved.

A2.02 *Additional Services Not Requiring Owner's Written Authorization*

A. Engineer shall advise Owner that Engineer is commencing to perform or furnish the Additional Services of the types listed below. For such Additional Services, Engineer need not request or obtain specific advance written authorization from Owner. Engineer shall cease performing or furnishing such Additional Services upon receipt of written notice to cease from Owner.

1. Services in connection with Work Change Directives and Change Orders to reflect changes requested by Owner.

2. Services in making revisions to Drawings and Specifications occasioned by the acceptance of substitute materials or equipment other than "or equal" items; services after the award of the Construction Contract in evaluating and determining the acceptability of a proposed "or equal" or substitution which is found to be inappropriate for the Project; evaluation and determination of an excessive number of proposed "or equals" or substitutions, whether proposed before or after award of the Construction Contract.

3. Services resulting from significant delays, changes, or price increases occurring as a direct or indirect result of materials, equipment, or energy shortages.

4. Additional or extended services arising from (a) the presence at the Site of any Constituent of Concern or items of historical or cultural significance, (b) emergencies or acts of God endangering the Work, (c) damage to the Work by fire or other causes during construction, (d) a significant amount of defective, neglected, or delayed Work, (e) acceleration of the progress schedule involving services beyond normal working hours, or (f) default by Contractor.

5. Services (other than Basic Services during the Post-Construction Phase) in connection with any partial utilization of the Work by Owner prior to Substantial Completion.

6. Evaluating unreasonable or frivolous requests for interpretation or information (RFIs), Change Proposals, or other demands from Contractor or others in connection with the Work, or an excessive number of RFIs, Change Proposals, or demands.

7. Reviewing a Shop Drawing or other Contractor submittal more than three times, as a result of repeated inadequate submissions by Contractor.

8. While at the Site, compliance by Engineer and its staff with those terms of Owner's or Contractor's safety program provided to Engineer subsequent to the Effective Date that exceed those normally required of engineering personnel by federal, State, or local safety authorities for similar construction sites.

Copyright © 2014 National Society of Professional Engineers, American Council of Engineering Companies, and American Society of Civil Engineers. All rights reserved.

This is **EXHIBIT B**, consisting of 3 pages, referred to in and part of the **Agreement between Owner and Engineer for Professional Services** dated _____.

Owner's Responsibilities

Article 2 of the Agreement is supplemented to include the following agreement of the parties.

B2.01 In addition to other responsibilities of Owner as set forth in this Agreement, Owner shall at its expense:

A. Provide Engineer with all criteria and full information as to Owner's requirements for the Project, including design objectives and constraints, space, capacity and performance requirements, flexibility, and expandability, and any budgetary limitations.

B. Give instructions to Engineer regarding Owner's procurement of construction services (including instructions regarding advertisements for bids, instructions to bidders, and requests for proposals, as applicable), Owner's construction contract practices and requirements, insurance and bonding requirements, electronic transmittals during construction, and other information necessary for the finalization of Owner's bidding-related documents (or requests for proposals or other construction procurement documents), and Construction Contract Documents. Furnish copies (or give specific directions requesting Engineer to use copies already in Engineer's possession) of all design and construction standards, Owner's standard forms, general conditions (if other than EJCDC® C-700, Standard General Conditions of the Construction Contract, 2013 Edition), supplementary conditions, text, and related documents and content for Engineer to include in the draft bidding-related documents (or requests for proposals or other construction procurement documents), and draft Construction Contract Documents, when applicable. Owner shall have responsibility for the final content of (1) such bidding-related documents (or requests for proposals or other construction procurement documents), and (2) those portions of any Construction Contract other than the design (as set forth in the Drawings, Specifications, or otherwise), and other engineering or technical matters; and Owner shall seek the advice of Owner's legal counsel, risk managers, and insurance advisors with respect to the drafting and content of such documents.

C. Furnish to Engineer any other available information pertinent to the Project including reports and data relative to previous designs, construction, or investigation at or adjacent to the Site.

D. Following Engineer's assessment of initially-available Project information and data and upon Engineer's request, obtain, furnish, or otherwise make available (if necessary through title searches, or retention of specialists or consultants) such additional Project-related information and data as is reasonably required to enable Engineer to complete its Basic and Additional Services. Such additional information or data would generally include the following:

1. Property descriptions.

2. Zoning, deed, and other land use restrictions.

Copyright © 2014 National Society of Professional Engineers, American Council of Engineering Companies, and American Society of Civil Engineers. All rights reserved.

3. Utility and topographic mapping and surveys.

4. Property, boundary, easement, right-of-way, and other special surveys or data, including establishing relevant reference points.

5. Explorations and tests of subsurface conditions at or adjacent to the Site; geotechnical reports and investigations; drawings of physical conditions relating to existing surface or subsurface structures at the Site; hydrographic surveys, laboratory tests and inspections of samples, materials, and equipment; with appropriate professional interpretation of such information or data.

6. Environmental assessments, audits, investigations, and impact statements, and other relevant environmental, historical, or cultural studies relevant to the Project, the Site, and adjacent areas.

7. Data or consultations as required for the Project but not otherwise identified in this Agreement.

E. Arrange for safe access to and make all provisions for Engineer to enter upon public and private property as required for Engineer to perform services under the Agreement.

F. Recognizing and acknowledging that Engineer's services and expertise do not include the following services, provide, as required for the Project:

1. Accounting, bond and financial advisory (including, if applicable, "municipal advisor" services as described in Section 975 of the Dodd-Frank Wall Street Reform and Consumer Protection Act (2010) and the municipal advisor registration rules issued by the Securities and Exchange Commission), independent cost estimating, and insurance counseling services.

2. Legal services with regard to issues pertaining to the Project as Owner requires, Contractor raises, or Engineer reasonably requests.

3. Such auditing services as Owner requires to ascertain how or for what purpose Contractor has used the money paid.

G. Provide the services of an independent testing laboratory to perform all inspections, tests, and approvals of samples, materials, and equipment required by the Construction Contract Documents (other than those required to be furnished or arranged by Contractor), or to evaluate the performance of materials, equipment, and facilities of Owner, prior to their incorporation into the Work with appropriate professional interpretation thereof. Provide Engineer with the findings and reports generated by testing laboratories, including findings and reports obtained from or through Contractor.

H. Provide reviews, approvals, and permits from all governmental authorities having jurisdiction to approve all phases of the Project designed or specified by Engineer and such reviews, approvals, and consents from others as may be necessary for completion of each phase of the Project.

Copyright © 2014 National Society of Professional Engineers, American Council of Engineering Companies, and American Society of Civil Engineers. All rights reserved.

I. Advise Engineer of the identity and scope of services of any independent consultants employed by Owner to perform or furnish services in regard to the Project, including, but not limited to, cost estimating, project peer review, value engineering, and constructability review.

J. If Owner designates a construction manager or an individual or entity other than, or in addition to, Engineer to represent Owner at the Site, define and set forth as an attachment to this Exhibit B the duties, responsibilities, and limitations of authority of such other party and the relation thereof to the duties, responsibilities, and authority of Engineer.

K. If more than one prime contract is to be awarded for the Work designed or specified by Engineer, then designate a person or entity to have authority and responsibility for coordinating the activities among the various prime Contractors, and define and set forth the duties, responsibilities, and limitations of authority of such individual or entity and the relation thereof to the duties, responsibilities, and authority of Engineer as an attachment to this Exhibit B that is to be mutually agreed upon and made a part of this Agreement before such services begin.

L. Inform Engineer in writing of any specific requirements of safety or security programs that are applicable to Engineer, as a visitor to the Site.

M. Examine all alternative solutions, studies, reports, sketches, Drawings, Specifications, proposals, and other documents presented by Engineer (including obtaining advice of an attorney, risk manager, insurance counselor, financial/municipal advisor, and other advisors or consultants as Owner deems appropriate with respect to such examination) and render in writing timely decisions pertaining thereto.

N. Inform Engineer regarding any need for assistance in evaluating the possible use of Project Strategies, Technologies, and Techniques, as defined in Exhibit A.

O. Advise Engineer as to whether Engineer's assistance is requested in identifying opportunities for enhancing the sustainability of the Project.

P. Place and pay for advertisement for Bids in appropriate publications.

Q. Furnish to Engineer data as to Owner's anticipated costs for services to be provided by others (including, but not limited to, accounting, bond and financial, independent cost estimating, insurance counseling, and legal advice) for Owner so that Engineer may assist Owner in collating the various cost categories which comprise Total Project Costs.

R. Attend and participate in the pre-bid conference, bid opening, pre-construction conferences, construction progress and other Job-related meetings, and Site visits to determine Substantial Completion and readiness of the completed Work for final payment.

S. Authorize Engineer to provide Additional Services as set forth in Part 2 of Exhibit A of the Agreement, as required.

T. Perform or provide the following: N/A

Copyright © 2014 National Society of Professional Engineers, American Council of Engineering Companies, and American Society of Civil Engineers. All rights reserved.

This is **EXHIBIT C**, consisting of 7 pages, referred to in and part of the Agreement between Owner and Engineer for Professional Services dated [ ].

Payments to Engineer for Services and Reimbursable Expenses
COMPENSATION PACKET BC-1: Basic Services – Lump Sum

Article 2 of the Agreement is supplemented to include the following agreement of the parties:

ARTICLE 2 – OWNER'S RESPONSIBILITIES

C2.01 *Compensation for Basic Services (other than Resident Project Representative) – Lump Sum Method of Payment*

U. Owner shall pay Engineer for Basic Services set forth in Exhibit A, except for services of Engineer's Resident Project Representative, if any, as follows:

1. A Lump Sum amount of **$73,235** based on the following estimated distribution of compensation:

a.	Preliminary Design Phase	**$29,294**
b.	Final Design Phase	**$32,956**
c.	Bidding and Negotiating Phase	**$3,662**
d.	Construction Phase	**$7,323**

2. Engineer may alter the distribution of compensation between individual phases noted herein to be consistent with services actually rendered, but shall not exceed the total Lump Sum amount unless approved in writing by the Owner.

3. The Lump Sum includes compensation for Engineer's services and services of Engineer's Consultants, if any. Appropriate amounts have been incorporated in the Lump Sum to account for labor costs, overhead, profit, expenses, and Consultant charges.

4. In addition to the Lump Sum, Engineer is also entitled to reimbursement from Owner for the following Reimbursable Expenses: NONE

5. The portion of the Lump Sum amount billed for Engineer's services will be based upon Engineer's estimate of the percentage of the total services actually completed during the billing period. If any Reimbursable Expenses are expressly allowed, Engineer may also bill for any such Reimbursable Expenses incurred during the billing period.

V. *Period of Service:* The compensation amount stipulated in Compensation Packet BC-1 is conditioned on a period of service not exceeding 12 months. If such period of service is extended, the compensation amount for Engineer's services shall be appropriately adjusted.

Copyright © 2014 National Society of Professional Engineers, American Council of Engineering Companies, and American Society of Civil Engineers. All rights reserved.

COMPENSATION PACKET RPR-2:
Resident Project Representative – Standard Hourly Rates

Article 2 of the Agreement is supplemented to include the following agreement of the parties:

C2.04 *Compensation for Resident Project Representative Basic Services – Standard Hourly Rates Method of Payment*

A. *Owner shall pay Engineer for Resident Project Representative Basic Services as follows:*

1. *Resident Project Representative Services:* For services of Engineer's Resident Project Representative under Paragraph A1.05.A of Exhibit A, an amount equal to the cumulative hours charged to the Project by each class of Engineer's personnel times Standard Hourly Rates for each applicable billing class for all Resident Project Representative services performed on the Project, plus related Reimbursable Expenses and Engineer's Consultant's charges, if any. The total compensation under this paragraph is estimated to be **$56,960** based upon full-time RPR services on an eight-hour workday, Monday through Friday, over a **75** day construction schedule.

B. *Compensation for Reimbursable Expenses:*

1. For those Reimbursable Expenses that are not accounted for in the compensation for Basic Services under Paragraph C2.01, and are directly related to the provision of Resident Project Representative or Post-Construction Basic Services, Owner shall pay Engineer NONE.

C. *Other Provisions Concerning Payment Under this Paragraph C2.04:*

1. Whenever Engineer is entitled to compensation for the charges of Engineer's Consultants, those charges shall be the amounts billed by Engineer's Consultants to Engineer times a factor of **1.1**.

2. *Factors*: The external Reimbursable Expenses and Engineer's Consultant's factors include Engineer's overhead and profit associated with Engineer's responsibility for the administration of such services and costs.

3. *Estimated Compensation Amounts*:

a. Engineer's estimate of the amounts that will become payable for specified services are only estimates for planning purposes, are not binding on the parties, and are not the minimum or maximum amounts payable to Engineer under the Agreement.

b. When estimated compensation amounts have been stated herein and it subsequently becomes apparent to Engineer that the total compensation amount thus estimated will be exceeded, Engineer shall give Owner written notice thereof, allowing Owner to consider its options, including suspension or termination of Engineer's services for Owner's convenience. Upon notice Owner and Engineer promptly shall review the matter of services remaining to be performed and compensation for such services. Owner shall either exercise its right to suspend or

Copyright © 2014 National Society of Professional Engineers, American Council of Engineering Companies, and American Society of Civil Engineers. All rights reserved.

terminate Engineer's services for Owner's convenience, agree to such compensation exceeding said estimated amount, or agree to a reduction in the remaining services to be rendered by Engineer, so that total compensation for such services will not exceed said estimated amount when such services are completed. If Owner decides not to suspend Engineer's services during negotiations and Engineer exceeds the estimated amount before Owner and Engineer have agreed to an increase in the compensation due Engineer or a reduction in the remaining services, then Engineer shall be paid for all services rendered hereunder.

4. To the extent necessary to verify Engineer's charges and upon Owner's timely request, Engineer shall make copies of such records available to Owner at cost.

Copyright © 2014 National Society of Professional Engineers, American Council of Engineering Companies, and American Society of Civil Engineers. All rights reserved.

COMPENSATION PACKET AS-1:
Additional Services – Standard Hourly Rates

Article 2 of the Agreement is supplemented to include the following agreement of the parties:

C2.05 Compensation for Additional Services – Standard Hourly Rates Method of Payment

A. Owner shall pay Engineer for Additional Services, if any, as follows:

1. *General*: For services of Engineer's personnel engaged directly on the Project pursuant to Paragraph A2.01 or A2.02 of Exhibit A, except for services as a consultant or witness under Paragraph A2.01.A.20, (which if needed shall be separately negotiated based on the nature of the required consultation or testimony) an amount equal to the cumulative hours charged to the Project by each class of Engineer's personnel times Standard Hourly Rates for each applicable billing class for all Additional Services performed on the Project, plus related Reimbursable Expenses and Engineer's Consultant's charges, if any.

B. *Compensation For Reimbursable Expenses:*

1. For those Reimbursable Expenses that are not accounted for in the compensation for Basic Services under Paragraph C2.01 and are directly related to the provision of Additional Services, Owner shall pay Engineer as mutually agreed upon by both parties.

2. The amounts payable to Engineer for Reimbursable Expenses, if any, will be the Additional Services-related internal expenses actually incurred or allocated by Engineer, plus all invoiced external Reimbursable Expenses allocable to such Additional Services, the latter multiplied by a factor of **1.1**.

3. The Reimbursable Expenses Schedule will be adjusted annually (as of January 1, 2019) to reflect equitable changes in the compensation payable to Engineer.

C. *Other Provisions Concerning Payment for Additional Services:*

1. Whenever Engineer is entitled to compensation for the charges of Engineer's Consultants, those charges shall be the amounts billed by Engineer's Consultants to Engineer times a factor of **1.1**.

2. *Factors:* The external Reimbursable Expenses and Engineer's Consultant's Factors include Engineer's overhead and profit associated with Engineer's responsibility for the administration of such services and costs.

3. To the extent necessary to verify Engineer's charges and upon Owner's timely request, Engineer shall make copies of such records available to Owner at cost.

Copyright © 2014 National Society of Professional Engineers, American Council of Engineering Companies, and American Society of Civil Engineers. All rights reserved.

This is **Appendix 2 to EXHIBIT C**, consisting of 1 pages, referred to in and part of the **Agreement between Owner and Engineer for Professional Services** dated _____.

Standard Hourly Rates Schedule - 2018

A. *Standard Hourly Rates:*

1. Standard Hourly Rates are set forth in this Appendix 2 to this Exhibit C and include salaries and wages paid to personnel in each billing class plus the cost of customary and statutory benefits, general and administrative overhead, non-project operating costs, and operating margin or profit.

2. The Standard Hourly Rates apply only as specified in Article C2.

B. *Schedule:*

Hourly rates for services performed on or after the date of the Agreement are:

Senior Engineer	**$175/hour**
Project Engineer	**$150/hour**
Junior Engineer	**$125/hour**
Engineering Intern	**$105/hour**
Graduate Engineer	**$105/hour**
Senior AutoCad Technician	**$105/hour**
AutoCad Technician	**$90/hour**
Senior Resident Project Representative	**$95/hour**
Resident Project Representative	**$85/hour**
Field Crew	**$175/hour**
Administrative	**$45/hour**

Copyright © 2014 National Society of Professional Engineers, American Council of Engineering Companies, and American Society of Civil Engineers. All rights reserved.

This is **EXHIBIT D**, consisting of 5 pages, referred to in and part of the **Agreement between Owner and Engineer for Professional Services** dated _____.

Duties, Responsibilities, and Limitations of Authority of Resident Project Representative

Article 1 of the Agreement is supplemented to include the following agreement of the parties:

ARTICLE 1 - SERVICES OF ENGINEER

D1.01 *Resident Project Representative*

A. Engineer shall furnish a Resident Project Representative ("RPR") to assist Engineer in observing progress and quality of the Work. The RPR may provide full time representation or may provide representation to a lesser degree. RPR is Engineer's representative at the Site, will act as directed by and under the supervision of Engineer, and will confer with Engineer regarding RPR's actions.

B. Through RPR's observations of the Work, including field checks of materials and installed equipment, Engineer shall endeavor to provide further protection for Owner against defects and deficiencies in the Work. However, Engineer shall not, as a result of such RPR observations of the Work, supervise, direct, or have control over the Work, nor shall Engineer (including the RPR) have authority over or responsibility for the means, methods, techniques, sequences, or procedures of construction selected or used by any Constructor, for security or safety at the Site, for safety precautions and programs incident to the Work or any Constructor's work in progress, for the coordination of the Constructors' work or schedules, or for any failure of any Constructor to comply with Laws and Regulations applicable to the performing and furnishing of its work. The Engineer (including RPR) neither guarantees the performances of any Constructor nor assumes responsibility for any Constructor's failure to furnish and perform the Work, or any portion of the Work, in accordance with the Construction Contract Documents. In addition, the specific terms set forth in Exhibit A, Paragraph A1.05, of this Agreement are applicable.

C. The duties and responsibilities of the RPR are as follows:

1. *General:* RPR's dealings in matters pertaining to the Work in general shall be with Engineer and Contractor. RPR's dealings with Subcontractors shall only be through or with the full knowledge and approval of Contractor. RPR shall generally communicate with Owner only with the knowledge of and under the direction of Engineer.

2. *Schedules:* Review the progress schedule, schedule of Shop Drawing and Sample submittals, schedule of values, and other schedules prepared by Contractor and consult with Engineer concerning acceptability of such schedules.

3. *Conferences and Meetings:* Attend meetings with Contractor, such as preconstruction conferences, progress meetings, job conferences, and other Project-related meetings (but not including Contractor's safety meetings), and as appropriate prepare and circulate copies of minutes thereof.

Copyright © 2014 National Society of Professional Engineers, American Council of Engineering Companies, and American Society of Civil Engineers. All rights reserved.

4. *Safety Compliance:* Comply with Site safety programs, as they apply to RPR, and if required to do so by such safety programs, receive safety training specifically related to RPR's own personal safety while at the Site.

5. *Liaison:*

   a. Serve as Engineer's liaison with Contractor. Working principally through Contractor's authorized representative or designee, assist in providing information regarding the provisions and intent of the Construction Contract Documents.

   b. Assist Engineer in serving as Owner's liaison with Contractor when Contractor's operations affect Owner's on-Site operations.

   c. Assist in obtaining from Owner additional details or information, when required for proper execution of the Work.

6. *Clarifications and Interpretations:* Receive from Contractor submittal of any matters in question concerning the requirements of the Construction Contract Documents (sometimes referred to as requests for information or interpretation—RFIs), or relating to the acceptability of the Work under the Construction Contract Documents. Report to Engineer regarding such RFIs. Report to Engineer when clarifications and interpretations of the Construction Contract Documents are needed, whether as the result of a Contractor RFI or otherwise. Transmit Engineer's clarifications, interpretations, and decisions to Contractor. ,

7. *Shop Drawings and Samples:*

   a. Record date of receipt of Samples and Contractor-approved Shop Drawings.

   b. Receive Samples that are furnished at the Site by Contractor, and notify Engineer of availability of Samples for examination.

   c. Advise Engineer and Contractor of the commencement of any portion of the Work requiring a Shop Drawing or Sample submittal, if RPR believes that the submittal has not been received from Contractor, or has not been approved by Contractor or Engineer.

8. *Proposed Modifications:* Consider and evaluate Contractor's suggestions for modifications to the Drawings or Specifications, and report such suggestions, together with RPR's recommendations, if any, to Engineer. Transmit Engineer's response (if any) to such suggestions to Contractor.

9. *Review of Work; Defective Work:*

   a. Report to Engineer whenever RPR believes that any part of the Work is defective under the terms and standards set forth in the Construction Contract Documents, and provide recommendations as to whether such Work should be corrected, removed and replaced, or accepted as provided in the Construction Contract Documents.

Copyright © 2014 National Society of Professional Engineers, American Council of Engineering Companies, and American Society of Civil Engineers. All rights reserved.

b. Inform Engineer of any Work that RPR believes is not defective under the terms and standards set forth in the Construction Contract Documents, but is nonetheless not compatible with the design concept of the completed Project as a functioning whole, and provide recommendations to Engineer for addressing such Work. ; and

c. Advise Engineer of that part of the Work that RPR believes should be uncovered for observation, or requires special testing, inspection, or approval.

10. *Inspections, Tests, and System Start-ups:*

a. Consult with Engineer in advance of scheduled inspections, tests, and systems start-ups.

b. Verify that tests, equipment, and systems start-ups and operating and maintenance training are conducted in the presence of appropriate Owner's personnel, and that Contractor maintains adequate records thereof.

c. Observe, record, and report to Engineer appropriate details relative to the test procedures and systems start-ups.

d. Observe whether Contractor has arranged for inspections required by Laws and Regulations, including but not limited to those to be performed by public or other agencies having jurisdiction over the Work.

e. Accompany visiting inspectors representing public or other agencies having jurisdiction over the Work, record the results of these inspections, and report to Engineer.

11. *Records*:

a. Maintain at the Site orderly files for correspondence, reports of job conferences, copies of Construction Contract Documents including all Change Orders, Field Orders, Work Change Directives, Addenda, additional Drawings issued subsequent to the execution of the Construction Contract, RFIs, Engineer's clarifications and interpretations of the Construction Contract Documents, progress reports, approved Shop Drawing and Sample submittals, and other Project-related documents.

b. Prepare a daily report or keep a diary or log book, recording Contractor's hours on the Site, Subcontractors present at the Site, weather conditions, data relative to questions of Change Orders, Field Orders, Work Change Directives, or changed conditions, Site visitors, deliveries of equipment or materials, daily activities, decisions, observations in general, and specific observations in more detail as in the case of observing test procedures; and send copies to Engineer.

c. Upon request from Owner to Engineer, photograph or video Work in progress or Site conditions.

d. Record and maintain accurate, up-to-date lists of the names, addresses, fax numbers, e-mail addresses, websites, and telephone numbers (including mobile

Copyright © 2014 National Society of Professional Engineers, American Council of Engineering Companies, and American Society of Civil Engineers. All rights reserved.

numbers) of all Contractors, Subcontractors, and major Suppliers of materials and equipment.

e. Maintain records for use in preparing Project documentation.

f. Upon completion of the Work, furnish original set of all RPR Project documentation to Engineer.

12. *Reports:*

a. Furnish to Engineer periodic reports as required of progress of the Work and of Contractor's compliance with the progress schedule and schedule of Shop Drawing and Sample submittals.

b. Draft and recommend to Engineer proposed Change Orders, Work Change Directives, and Field Orders. Obtain backup material from Contractor.

c. Furnish to Engineer and Owner copies of all inspection, test, and system start-up reports.

d. Immediately inform Engineer of the occurrence of any Site accidents, emergencies, acts of God endangering the Work, possible force majeure or delay events, damage to property by fire or other causes, or the discovery of any potential differing site condition or Constituent of Concern.

13. *Payment Requests:* Review applications for payment with Contractor for compliance with the established procedure for their submission and forward with recommendations to Engineer, noting particularly the relationship of the payment requested to the schedule of values, Work completed, and materials and equipment delivered at the Site but not incorporated in the Work.

14. *Certificates, Operation and Maintenance Manuals:* During the course of the Work, verify that materials and equipment certificates, operation and maintenance manuals and other data required by the Contract Documents to be assembled and furnished by Contractor are applicable to the items actually installed and in accordance with the Contract Documents, and have these documents delivered to Engineer for review and forwarding to Owner prior to payment for that part of the Work.

15. *Completion*:

a. Participate in Engineer's visits to the Site regarding Substantial Completion, assist in the determination of Substantial Completion, and prior to the issuance of a Certificate of Substantial Completion submit a punch list of observed items requiring completion or correction.

b. Participate in Engineer's visit to the Site in the company of Owner and Contractor, to determine completion of the Work, and prepare a final punch list of items to be completed or corrected by Contractor.

Copyright © 2014 National Society of Professional Engineers, American Council of Engineering Companies, and American Society of Civil Engineers. All rights reserved.

c. Observe whether all items on the final punch list have been completed or corrected, and make recommendations to Engineer concerning acceptance and issuance of the Notice of Acceptability of the Work.

D. Resident Project Representative shall not:

1. Authorize any deviation from the Construction Contract Documents or substitution of materials or equipment (including "or-equal" items).

2. Exceed limitations of Engineer's authority as set forth in this Agreement.

3. Undertake any of the responsibilities of Contractor, Subcontractors, or Suppliers, or any Constructor.

4. Advise on, issue directions relative to, or assume control over any aspect of the means, methods, techniques, sequences or procedures of the Work, by Contractor or any other Constructor.

5. Advise on, issue directions regarding, or assume control over security or safety practices, precautions, and programs in connection with the activities or operations of Owner or Contractor.

6. Participate in specialized field or laboratory tests or inspections conducted off-site by others except as specifically authorized by Engineer.

7. Accept Shop Drawing or Sample submittals from anyone other than Contractor.

8. Authorize Owner to occupy the Project in whole or in part.

Copyright © 2014 National Society of Professional Engineers, American Council of Engineering Companies, and American Society of Civil Engineers. All rights reserved.

This is **EXHIBIT G**, consisting of 2 pages, referred to in and part of the **Agreement between Owner and Engineer for Professional Services** dated _____.

Insurance

Paragraph 6.05 of the Agreement is supplemented to include the following agreement of the parties:

G6.05 *Insurance*

A. The limits of liability for the insurance required by Paragraph 6.05.A and 6.05.B of the Agreement are as follows:

1. By Engineer:

a. Workers' Compensation: Statutory

b. Employer's Liability --

1) Bodily injury, each accident: $100,000
2) Bodily injury by disease, each employee: $100,000
3) Bodily injury/disease, aggregate: $500,000

c. General Liability --

1) Each Occurrence (Bodily Injury and Property Damage): $1,000,000
2) General Aggregate: $2,000,000

d. Excess or Umbrella Liability --

1) Per Occurrence: $2,000,000
2) General Aggregate:

e. Automobile Liability --Combined Single Limit (Bodily Injury and Property Damage):

$1,000,000

f. Professional Liability –

1) Each Claim Made $1,000,000
2) Annual Aggregate $1,000,000

g. Other (specify): N/A

Copyright © 2014 National Society of Professional Engineers, American Council of Engineering Companies, and American Society of Civil Engineers. All rights reserved.

B. *Additional Insureds:*

1. The following individuals or entities are to be listed on Owner's general liability policies of insurance as additional insureds:

   a. Shows, Dearman and Waits, Inc.
   Engineer

   b. N/A
   Engineer's Consultant

   c. N/A
   Engineer's Consultant

   d. N/A
   [other]

2. During the term of this Agreement the Engineer shall notify Owner of any other Consultant to be listed as an additional insured on Owner's general liability policies of insurance.

3. The Owner shall be listed on Engineer's general liability policy as provided in Paragraph 6.05.A.

Copyright © 2014 National Society of Professional Engineers, American Council of Engineering Companies, and American Society of Civil Engineers. All rights reserved.

This is **EXHIBIT I**, consisting of 1 pages, referred to in and part of the **Agreement between Owner and Engineer for Professional Services** dated _____.

Limitations of Liability

A. Section Deleted

Copyright © 2014 National Society of Professional Engineers, American Council of Engineering Companies, and American Society of Civil Engineers. All rights reserved.

Copyright © 2014 National Society of Professional Engineers, American Council of Engineering Companies, and American Society of Civil Engineers. All rights reserved.

City of Hattiesburg, MS

200 Forrest St.
P.O. Box 1898
Hattiesburg, MS 39401

Master

File Number: 2018-157

File ID:	2018-157	**Type:**	Regular Agenda Item	**Status:**	Agenda Ready
Version:	1	**Reference:**		**In Control:**	City Council
Requester:				**File Created:**	01/17/2018
Brief Title:	MOA between the City of Hattiesbrug and USM for annual funding for Educational and Commumity Outreach Program.			**Final Action:**	02/06/2018
				Minute Book Number:	MB2018-26

Title:

Authorize Mayor to execute Memorandum of Agreement for the Educational and Community Outreach Program between the City of Hattiesburg and the University of Southern Mississippi, for the period beginning March 1,2018 and ending February 28,2019(Agreement number GM000673 Amendment No.14) as authorized by MS Code 39-15-1, to allow municipalities to expend monies for support of the arts.

Notes:			
		Agenda Date:	02/06/2018
Indexes:		**Agenda Number:**	VI.-8
Sponsors:		**Enactment Date:**	
Attachments:	MOA-USM, executed MOA-USM	**Enactment Number:**	
Contact:		**Meeting Date:**	
Drafter:		**Effective Date:**	

History of Legislative File

Version:	Acting Body:	Date:	Action:	Sent To:	Due Date:	Return Date:	Result:
1	City Council	02/06/2018	Authorize				Pass

Action Text: A MOTION was made by Council Vice President Dryden and seconded by Council Member Brown to Authorize Mayor to execute Memorandum of Agreement for the Educational and Community Outreach Program between the City of Hattiesburg and the University of Southern Mississippi, for the period beginning March 1, 2018 and ending February 28,2019 (Agreement number GM000673 Amendment No.14) as authorized by MS Code 39-15-1, to allow municipalities to expend monies for support of the arts.

There being no discussion, the Motion received the affirmative vote of the Council as follows:

Yeas: 5 - George, Delgado, Carroll, Dryden and Brown

Nays: 0

Yea: 5 Council Member George
Council Member Delgado
Council President Carroll
Council Vice President Dryden
Council Member Brown

Text of Legislative File 2018-157

Title

Authorize Mayor to execute Memorandum of Agreement for the Educational and Community Outreach Program between the City of Hattiesburg and the University of Southern Mississippi, for the period beginning March 1,2018 and ending February 28,2019(Agreement number GM000673 Amendment No.14) as authorized by MS Code 39-15-1, to allow municipalities to expend monies for support of the arts.

Summary

MOA between City of Hattiesburg and USM for Educational and Community Outreach annual funding.

Budget Information

Expenditure Type

Purchasing Item

Publication Information

MEMORANDUM OF AGREEMENT
BETWEEN
THE UNIVERSITY OF SOUTHERN MISSISSIPPI (SOUTHERN MISS)
AND
CITY OF HATTIESBURG
AGREEMENT NUMBER SOUTHERN MISS-GM000673
AMENDMENT NUMBER 014

The purpose of this amendment is to incorporate modifications as follows:

MODIFICATION:

EXTENSION:
The project period is extended.
The new project period is March 1, 2018 through February 28, 2019

ADDITIONAL FUNDS:
$50,000 is added to the project. The cumulative total project amount is $550,000

All other terms and provisions remain unchanged.

CITY OF HATTIESBURG

_____ _____
Honorable Toby Barker Date
Mayor

THE UNIVERSITY OF SOUTHERN MISSISSIPPI

_____ _____
Marcia Landen Date
Associate Vice President for Research

MEMORANDUM OF AGREEMENT
BETWEEN
THE UNIVERSITY OF SOUTHERN MISSISSIPPI (SOUTHERN MISS)
AND
CITY OF HATTIESBURG
AGREEMENT NUMBER SOUTHERN MISS-GM000673
AMENDMENT NUMBER 014

The purpose of this amendment is to incorporate modifications as follows:

MODIFICATION:

EXTENSION:
The project period is extended.
The new project period is March 1, 2018 through February 28, 2019

ADDITIONAL FUNDS:
$50,000 is added to the project. The cumulative total project amount is $550,000

All other terms and provisions remain unchanged.

CITY OF HATTIESBURG

Honorable Toby Barker
Mayor

2-6-18
Date

THE UNIVERSITY OF SOUTHERN MISSISSIPPI

Marcia Landen
Associate Vice President for Research

Date

City of Hattiesburg, MS

200 Forrest St.
P.O. Box 1898
Hattiesburg, MS 39401

Master

File Number: 2018-170

File ID:	2018-170	**Type:**	Regular Agenda Item	**Status:**	Agenda Ready
Version:	1	**Reference:**		**In Control:**	City Council
Requester:	Ann Jones			**File Created:**	01/26/2018
Brief Title:	Authorize Mayor to execute Dixie Youth Baseball agreement, 10-1-17 through 9-30-18.			**Final Action:**	02/06/2018
				Minute Book Number:	MB2018-26

Title:

Authorize Mayor to execute duplicate original agreement between City of Hattiesburg Parks and Recreation and Hattiesburg Exchange Club/Dixie Youth Inc. to operate and promote Dixie Youth Baseball for Hattiesburg residents from October 1, 2017 through September 30, 2018.

Notes:			
		Agenda Date:	02/06/2018
Indexes:		**Agenda Number:**	VI.-9
Sponsors:		**Enactment Date:**	
Attachments:	Dixie Youth 2018 Contract, Contract Attachements, executed Dixie Youth 2018 Contract	**Enactment Number:**	
Contact:		**Meeting Date:**	02/06/2018
Drafter:	Ann Jones	**Effective Date:**	

History of Legislative File

Version:	Acting Body:	Date:	Action:	Sent To:	Due Date:	Return Date:	Result:
1	City Council	02/06/2018	Authorize				Pass

Action Text: A MOTION was made by Council Member George and seconded by Council Vice President Dryden to Authorize Mayor to execute duplicate original agreement between City of Hattiesburg Parks and Recreation and Hattiesburg Exchange Club/Dixie Youth Inc. to operate and promote Dixie Youth Baseball for Hattiesburg residents from October 1, 2017 through September 30, 2018.

There being no discussion, the Motion received the affirmative vote of the Council as follows:

Yeas: 5 - George, Delgado, Carroll, Dryden and Brown

Nays: 0

Yea: 5 Council Member George
Council Member Delgado
Council President Carroll
Council Vice President Dryden
Council Member Brown

Text of Legislative File 2018-170

Title

Authorize Mayor to execute duplicate original agreement between City of Hattiesburg Parks and Recreation and Hattiesburg Exchange Club/Dixie Youth Inc. to operate and promote Dixie Youth Baseball for Hattiesburg residents from October 1, 2017 through September 30, 2018.

Summary

Authorize Mayor to execute Dixie Youth Baseball agreement, 10-1-17 through 9-30-18.

Budget Information

002300.6049

Expenditure Type

Purchasing Item

Publication Information

STATE OF MISSISSIPPI

COUNTY OF FORREST

AGREEMENT

WHEREAS, the **Hattiesburg Exchange Club and Dixie Youth Inc.**, hereinafter hereinafter referred to as "**City**", has entered into discussion with view of Association and Dixie Youth Inc. developing and promoting **Dixie Youth Baseball** for Hattiesburg residents, and the parties hereto desire to reduce to writing their agreement of understanding with a properly executed copy of Agreement provided to each party. Association and Dixie Youth Inc. and City do hereby agree and obligate themselves as follows, to-wit:

I.

Association and Dixie Youth Inc. will hereby develop and promote **Dixie Youth Baseball** for Hattiesburg area residents for a period of one (1) year beginning on the 1st day of October 2017, and terminating on the 30th day of September 2018. Association and Dixie Youth Inc. shall be responsible for operation of the baseball program including, but not limited to **organization of league, obtaining coaches, obtaining officials, collection of fees, setting schedules, limiting rosters and other related duties and responsibilities.** The program will operate **March 1, 2018** thru **August 31, 2018.** Concessions, tournaments, clinics and other money-making events will be covered by a separate agreement. Association and Dixie Youth Inc. shall provide to the City a written practice and game schedule. This schedule shall be inclusive of all scheduled dates and fields to be used. Season schedules shall be provided to the City no later than two (2) weeks prior to the start of the season. Make-up game schedules shall be provided to the City no later than one (1) day prior to the scheduled make-up game. All recreation league regular ending tournament schedules shall be provided to the City no later than one (1) week prior to the start of the scheduled tournament. All other tournaments, (sub-district, district, state, national, etc) shall be addressed by a separate contract. It shall be the

responsibility of the Association and Dixie Youth Inc. to confirm potential post-season tournament dates with the City before bidding if use of City facilities or any maintenance for the particular post-season tournament will be required. Program playing field specifications shall be provided to the City no less than (4) weeks prior to the start of the program.

II.

City shall be responsible for maintaining the **Larry Doleac Youth Baseball Complex** as described in Attachment I for providing seating and electricity.

The City of Hattiesburg shall provide **Fifteen-Thousand Dollars ($15,000.00)** for the payment of officials and equipment and maintenance expenditures. The City does reserve the right to use facilities for other functions. See Attachment IIa for Policy on General Use of Facilities.

III.

Association and Dixie Youth Inc. does hereby obligate itself to comply with the policies of the City: That all recreation programs shall be open to all citizens of the Hattiesburg area regardless of his/her ability to pay any fees charged for participation in said programs; and that the City nondiscrimination policy (Attachment IIb) shall be observed. See Attachment II for all pertinent City policies.

IV.

It is understood by and between parties that this Agreement may be terminated by either party for any reason upon thirty (30) days written notice of their intention to terminate this Agreement.

V.

Association and Dixie Youth Inc. does hereby agree that it will hold harmless and indemnify the City from any and all liability and damages of any kind whatsoever resulting from the operation of this recreational program. The Liability Policy of the City is attached as Attachment IIc.

Association and Dixie Youth Inc. does hereby agree to appropriately acknowledge City contribution to the program in a public manner such as on ad boards, patches, and in all media.

Association and Dixie Youth Inc. does hereby obligate itself to comply with National Standards for Youth Sports and Coach Review Policy (Attachment IId and IIe, respectively) adopted by the City Council.

VI.

Association and Dixie Youth Inc. does hereby obligate itself to comply with the Sports Participation Policy that is attached as Attachment IIF.

VII.

WITNESS the signatures of Contractor and City to duplicate originals of this Agreement on this, the _____ day of _____, A.D., _____.

Contractor

Hattiesburg Exchange Club and Dixie Youth

BY: _____

President

CITY OF HATTIESBURG, MISSISSIPPI

BY: _____
Mayor

ATTEST:

_____
KERMAS EATON, CITY CLERK

(S E A L)

AGREEMENT
ATTACHMENT I

CITY OF HATTIESBURG

MAINTENANCE POLICY

Includes:

1. Mow on regular basis
2. Clean restrooms and facility area
3. Wash bleachers, as needed
4. Line fields
5. Fill low/soft sports

The City of Hattiesburg reserves the right to increase or decrease the amount and/or type of maintenance.

NOTE: Fields and restrooms must be left in a presentable condition (litter control) after use of fields by contracted organizations. Special attention should be noticed when City Maintenance Department is not working the day after scheduled games.

Maintenance Agreement for all tournaments will be negotiated.

The decision to call games is a joint decision, however, the City reserves the right to call any game(s) for safety reasons or to prevent damage to the field(s).

The Administration section of the Recreation Department manages the contracts.

AGREEMENT
ATTACHMENT II

CITY OF HATTIESBURG

CITY POLICIES

a. General Public Use of Facility Policy

b. Nondiscrimination Policy

c. Liability Policy

d. National Standards for Youth Sports Policy

e. Coach Certification Review Policy

f. Sports Participation Policy

AGREEMENT
ATTACHMENT IIa

CITY OF HATTIESBURG

GENERAL PUBLIC USE OF FACILITY POLICY

Facilities under lease, owned by the City of Hattiesburg, were funded by the citizens of Hattiesburg. The City does reserve the right to make its facilities for other functions when not in use by organizations leasing City facilities.

AGREEMENT
ATTACHMENT IIb

CITY OF HATTIESBURG

NONDISCRIMINATION POLICY

The City of Hattiesburg does not discriminate on the basis of Color, Race, Creed, National Origin, Sex, or Religion nor on the basis of disabling conditions in the admission or access to services provided through its programs and activities.

AGREEMENT
ATTACHMENT IIc

CITY OF HATTIESBURG

LIABILITY POLICY

There are inherent risks and recognized hazards associated with participation in sports and recreational activities. By participating in these programs, the participant assumes those risks and liabilities. The City of Hattiesburg assumes no liability nor does it afford medical coverage for injuries caused by participation of individuals, groups, teams, etc. in sports and recreational programs. Organizations shall maintain a minimum of $500,000.00 general liability insurance and list the City of Hattiesburg as a certificate holder.

AGREEMENT
ATTACHMENT IId

CITY OF HATTIESBURG

NATIONAL STANDARDS FOR YOUTH SPORTS POLICY

These standards are endorsed and supported by
26 National Agencies and Organizations

STANDARD #1 – PROPER SPORTS ENVIRONMENT
Parents must consider and carefully choose the proper environment for their child, including the appropriate age and development for participation, the type of sport, the rules in the sport, the age range of the participants, and the proper level of physical and emotional stress.

STANDARD #2 – PROGRAMS BASED ON THE WELL-BEING OF CHILDREN
Parents must select youth sports programs that are developed and organized to enhance the emotional, physical, social, and educational well being of children.

STANDARD #3 – DRUG AND ALCOHOL – FREE ENVIRONMENT
Parents must encourage a drug and alcohol-free environment for their children.

STANDARD #4 – PART OF A CHILD'S LIFE
Parents must recognize that youth sports are only a small part of a child's life.

STANDARD # 5 – TRAINING
Parents must insist that coaches are trained and certified.

STANDARD #6 – PARENTS' ACTIVE ROLE
Parents must make a serious effort to take an active role in the youth sports experience of their child providing a positive support as a spectator, coach, and league administrator and/or caring parent.

STANDARD #7 – POSITIVE ROLE MODELS
Parents must be a positive role model exhibiting sportsmanlike behavior at game, practices, and home, while also giving positive reinforcement to their child and support to their child's coaches.

STANDARD #8 – PARENTAL COMMITMENT
Parents must demonstrate their commitment to their child's youth sports experience by annually signing a parental code of ethics.

STANDARD #9 – SAFE-PLAYING SITUATION
Parents must insist on safe-playing facilities, healthful playing situation, and proper first-aid applications, should the need arise.

STANDARD #10 – EQUAL PLAY OPPORTUNITY
Parents, coaches, and league administrators must provide equal sports play opportunity for all youth regardless of race, creed, sex, or economic status of ability.

STANDARD # 11 - DRUG AND ALCOHOL-FREE ADULTS
Parents must be rug and alcohol-free at youth league sporting events.

AGREEMENT
ATTACHMENT IIe

CITY OF HATTIESBURG

COACH REVIEW POLICY

Whereas, the City of Hattiesburg requires completion of a certification program for youth sport coaches whereby the coaches are schooled in the psychology of coaching youth sports, maximizing performance, injury prevention, first aid, and emphasizes a drug and alcohol-free environment for youth sports and recognizes the great influence youth coaches have on our youth.

AGREEMENT
ATTACHMENT IIf

CITY OF HATTIESBURG

YOUTH SPORTS PARTICIPATION POLICY

The Hattiesburg Parks and Recreation Division offers a diversified youth sports program designed to meet the recreational needs of the Hattiesburg area. The City's philosophy is to promote the development of strong character, a good attitude, and a sense of responsibility and citizenship in participants, using a recreation as a vehicle.

This philosophy, as important as it is, must be carried out primarily by volunteers, with support and guidance provided by the Parks and Recreation Division staff, underscoring the importance of recruiting the best volunteers available-people who can apply the City's philosophy for the good of the children involved.

Every sport sponsored by the Parks and Recreation Division is conducted on facilities provided and maintained by the City of Hattiesburg, funded in large part by the citizens of Hattiesburg. This policy necessitates a move toward more participation by every member of recreation league team.

The City feels strongly that the sport programs offered to the children of Hattiesburg should be fun, educational, and developmental; and the only way to teach these values is for the children to participate a substantial amount of time in each competitive event. Every league within the City, without exception, will follow the following guidelines.

In all games, all registered participants shall play in the following sports a minimum of:

Football – 4 minutes of the game (Flag Football)
Basketball – 2 minutes (Elementary School Age)
Soccer – One Full Half (HYSA)

Baseball and Softball – each player must at least play 3 consecutive defensive outs, and bat once in a full game. In games shortened due to the 10-run rule, acts of God, time limit expiration or other reasons will require the time at bat.

Note: A manager or coach is not required to play a player who is ill, injured or is under reasonable disciplinary restrictions or for other justifiable reasons, provided he informs the opposing coach and scorekeeper prior to the beginning of the game.

In order to assist the teams and coaches and to insure maximum participation of all children, the number of members on a team should be limited as follows:

(1)	Football	20 players
(2)	Basketball	10 players
(3)	Soccer	14 players
(4)	Baseball	14 players
(5)	Softball	14 players

The limitation of players on teams may mean the additional of other divisions within leagues and the addition of multiple all-star teams within leagues. This is viewed again, to be an opportunity to bring about additional participation for children within City recreation programs. In all-star competition, the number of children participating on each team may be increased according to the rules of the organization sponsoring the all-star program.

Every league within the City of Hattiesburg must comply with and follow this policy and insure that each coach and league official is familiar with the policy and complies at all times. If a coach fails to play a child the minimum participation limit, the following sanctions will be imposed on said coach, <u>without exception</u>, to-wit:

(1) The first offense will result in the coach receiving a letter or reprimand from the governing board of the league. The child concerned will play the entire next game.

(2) The second offense by the same coach will result in the coach being suspended from the league for the next week. The child concerned will play the entire next game.

(3) The third offense by the same coach will result in expulsion of the coach from any City program in any and all capacities for a minimum of two (2) calendar years. The child concerned will play the entire next game.

(4) If any coach fails to play any child as required in any league championship game or any play-off game affecting the league championship, then that coach, no matter which offense, will be suspended from the league and unable to participate in any post-season activities. The team that fails to have full participation by all players will forfeit the game.

(5) If any coach fails to play any child as required herein in any all-star or tournament game, then that coach, no matter which offense, will be expelled from coaching in any City program in any and all capacities for a minimum of two (2) calendar years.

The individual leagues will notify the Hattiesburg Recreation Department whenever it becomes necessary to take any action against a coach for failure to comply with the participation policy.

A copy of this participation policy shall be provided to each child at registration of any sport within the City of Hattiesburg.

The purpose of a sports league is to insure participation for all children within the City of Hattiesburg; the purpose of a participation policy is to insure a sports league for all the children of Hattiesburg.

AGREEMENT
ATTACHMENT III

CITY OF HATTIESBURG

EXPENDITURE WORKSHEETS

a. Worksheet Instructions
b. Equipment, supplies, and related purchases worksheet ***NOTE*** All invoices must be attached to the equipment/supplies purchase worksheet as documentation
c. Daily officials timesheet
d. Year end officials summary timesheet
NOTE All daily timesheets must be attached to the year end summary as documentation

AGREEMENT
ATTACHMENT IIIa

CITY OF HATTIESBURG

WORKSHEET INSTRUCTIONS

I. Supplies, Expenses and Related Purchases Worksheet:

Program personnel shall complete worksheet by listing the name of the vendor, date items were purchased, invoice number, total of the invoice and a brief description of items purchased on that invoice. All invoices MUST be turned in with worksheets at the end of the program for accounting purposes.

II. Daily Program Time Sheet:

If officials, scorekeepers, or other program personnel are funded through monies provided by the City, a daily accounting of these expenditures must be maintained. The daily timesheet must list the date the individual worked, they're name, address, social security number, number of games or hours they worked, total amount paid for particular day/night, and their signature.

III. Total Hours/Games Recap Sheet:

This sheet is a recap of the daily time sheets. At the completion of the program, the time sheets for each individual should be totaled and entered on the recap sheet. The daily timesheets MUST accompany the recap sheets at the end of the program for accounting purposes.

NOTE: Please return all expenditure reports to the City of Hattiesburg, City Clerks Office, 200 Forrest Street, Hattiesburg, MS 39401. If you have questions, please call (601) 545-4667.

STATE OF MISSISSIPPI

COUNTY OF FORREST

AGREEMENT

WHEREAS, the **Hattiesburg Exchange Club and Dixie Youth Inc.**, hereinafter hereinafter referred to as "**City**", has entered into discussion with view of Association and Dixie Youth Inc. developing and promoting **Dixie Youth Baseball** for Hattiesburg residents, and the parties hereto desire to reduce to writing their agreement of understanding with a properly executed copy of Agreement provided to each party. Association and Dixie Youth Inc. and City do hereby agree and obligate themselves as follows, to-wit:

I.

Association and Dixie Youth Inc. will hereby develop and promote **Dixie Youth Baseball** for Hattiesburg area residents for a period of one (1) year beginning on the 1st day of October 2017, and terminating on the 30th day of September 2018. Association and Dixie Youth Inc. shall be responsible for operation of the baseball program including, but not limited to **organization of league, obtaining coaches, obtaining officials, collection of fees, setting schedules, limiting rosters and other related duties and responsibilities.** The program will operate **March 1, 2018** thru **August 31, 2018.** Concessions, tournaments, clinics and other money-making events will be covered by a separate agreement. Association and Dixie Youth Inc. shall provide to the City a written practice and game schedule. This schedule shall be inclusive of all scheduled dates and fields to be used. Season schedules shall be provided to the City no later than two (2) weeks prior to the start of the season. Make-up game schedules shall be provided to the City no later than one (1) day prior to the scheduled make-up game. All recreation league regular ending tournament schedules shall be provided to the City no later than one (1) week prior to the start of the scheduled tournament. All other tournaments, (sub-district, district, state, national, etc) shall be addressed by a separate contract. It shall be the

responsibility of the Association and Dixie Youth Inc. to confirm potential post-season tournament dates with the City before bidding if use of City facilities or any maintenance for the particular post-season tournament will be required. Program playing field specifications shall be provided to the City no less than (4) weeks prior to the start of the program.

II.

City shall be responsible for maintaining the **Larry Doleac Youth Baseball Complex** as described in Attachment I for providing seating and electricity.

The City of Hattiesburg shall provide **Fifteen-Thousand Dollars ($15,000.00)** for the payment of officials and equipment and maintenance expenditures. The City does reserve the right to use facilities for other functions. See Attachment IIa for Policy on General Use of Facilities.

III.

Association and Dixie Youth Inc. does hereby obligate itself to comply with the policies of the City: That all recreation programs shall be open to all citizens of the Hattiesburg area regardless of his/her ability to pay any fees charged for participation in said programs; and that the City nondiscrimination policy (Attachment IIb) shall be observed. See Attachment II for all pertinent City policies.

IV.

It is understood by and between parties that this Agreement may be terminated by either party for any reason upon thirty (30) days written notice of their intention to terminate this Agreement.

V.

Association and Dixie Youth Inc. does hereby agree that it will hold harmless and indemnify the City from any and all liability and damages of any kind whatsoever resulting from the operation of this recreational program. The Liability Policy of the City is attached as Attachment IIc.

Association and Dixie Youth Inc. does hereby agree to appropriately acknowledge City contribution to the program in a public manner such as on ad boards, patches, and in all media.

Association and Dixie Youth Inc. does hereby obligate itself to comply with National Standards for Youth Sports and Coach Review Policy (Attachment IId and IIe, respectively) adopted by the City Council.

VI.

Association and Dixie Youth Inc. does hereby obligate itself to comply with the Sports Participation Policy that is attached as Attachment IIF.

VII.

WITNESS the signatures of Contractor and City to duplicate originals of this Agreement on this, the _____ day of _____, A.D., _____.

Contractor

Hattiesburg Exchange Club and Dixie Youth

BY: _____

President

CITY OF HATTIESBURG, MISSISSIPPI

BY: _____

Mayor

ATTEST:

_____

KERMAS EATON, CITY CLERK

(S E A L)

AGREEMENT
ATTACHMENT I

CITY OF HATTIESBURG

MAINTENANCE POLICY

Includes:

1. Mow on regular basis
2. Clean restrooms and facility area
3. Wash bleachers, as needed
4. Line fields
5. Fill low/soft sports

The City of Hattiesburg reserves the right to increase or decrease the amount and/or type of maintenance.

NOTE: Fields and restrooms must be left in a presentable condition (litter control) after use of fields by contracted organizations. Special attention should be noticed when City Maintenance Department is not working the day after scheduled games.

Maintenance Agreement for all tournaments will be negotiated.

The decision to call games is a joint decision, however, the City reserves the right to call any game(s) for safety reasons or to prevent damage to the field(s).

The Administration section of the Recreation Department manages the contracts.

AGREEMENT
ATTACHMENT II

CITY OF HATTIESBURG

CITY POLICIES

a. General Public Use of Facility Policy

b. Nondiscrimination Policy

c. Liability Policy

d. National Standards for Youth Sports Policy

e. Coach Certification Review Policy

f. Sports Participation Policy

AGREEMENT
ATTACHMENT IIa

CITY OF HATTIESBURG

GENERAL PUBLIC USE OF FACILITY POLICY

Facilities under lease, owned by the City of Hattiesburg, were funded by the citizens of Hattiesburg. The City does reserve the right to make its facilities for other functions when not in use by organizations leasing City facilities.

AGREEMENT
ATTACHMENT IIb

CITY OF HATTIESBURG

NONDISCRIMINATION POLICY

The City of Hattiesburg does not discriminate on the basis of Color, Race, Creed, National Origin, Sex, or Religion nor on the basis of disabling conditions in the admission or access to services provided through its programs and activities.

AGREEMENT
ATTACHMENT IIc

CITY OF HATTIESBURG

LIABILITY POLICY

There are inherent risks and recognized hazards associated with participation in sports and recreational activities. By participating in these programs, the participant assumes those risks and liabilities. The City of Hattiesburg assumes no liability nor does it afford medical coverage for injuries caused by participation of individuals, groups, teams, etc. in sports and recreational programs. Organizations shall maintain a minimum of $500,000.00 general liability insurance and list the City of Hattiesburg as a certificate holder.

AGREEMENT
ATTACHMENT IId

CITY OF HATTIESBURG

NATIONAL STANDARDS FOR YOUTH SPORTS POLICY

These standards are endorsed and supported by
26 National Agencies and Organizations

STANDARD #1 – PROPER SPORTS ENVIRONMENT
Parents must consider and carefully choose the proper environment for their child, including the appropriate age and development for participation, the type of sport, the rules in the sport, the age range of the participants, and the proper level of physical and emotional stress.

STANDARD #2 – PROGRAMS BASED ON THE WELL-BEING OF CHILDREN
Parents must select youth sports programs that are developed and organized to enhance the emotional, physical, social, and educational well being of children.

STANDARD #3 – DRUG AND ALCOHOL – FREE ENVIRONMENT
Parents must encourage a drug and alcohol-free environment for their children.

STANDARD #4 – PART OF A CHILD'S LIFE
Parents must recognize that youth sports are only a small part of a child's life.

STANDARD # 5 – TRAINING
Parents must insist that coaches are trained and certified.

STANDARD #6 – PARENTS' ACTIVE ROLE
Parents must make a serious effort to take an active role in the youth sports experience of their child providing a positive support as a spectator, coach, and league administrator and/or caring parent.

STANDARD #7 – POSITIVE ROLE MODELS
Parents must be a positive role model exhibiting sportsmanlike behavior at game, practices, and home, while also giving positive reinforcement to their child and support to their child's coaches.

STANDARD #8 – PARENTAL COMMITMENT
Parents must demonstrate their commitment to their child's youth sports experience by annually signing a parental code of ethics.

STANDARD #9 – SAFE-PLAYING SITUATION
Parents must insist on safe-playing facilities, healthful playing situation, and proper first-aid applications, should the need arise.

STANDARD #10 – EQUAL PLAY OPPORTUNITY
Parents, coaches, and league administrators must provide equal sports play opportunity for all youth regardless of race, creed, sex, or economic status of ability.

STANDARD # 11 - DRUG AND ALCOHOL-FREE ADULTS
Parents must be rug and alcohol-free at youth league sporting events.

AGREEMENT
ATTACHMENT IIe

CITY OF HATTIESBURG

COACH REVIEW POLICY

Whereas, the City of Hattiesburg requires completion of a certification program for youth sport coaches whereby the coaches are schooled in the psychology of coaching youth sports, maximizing performance, injury prevention, first aid, and emphasizes a drug and alcohol-free environment for youth sports and recognizes the great influence youth coaches have on our youth.

AGREEMENT
ATTACHMENT IIf

CITY OF HATTIESBURG

YOUTH SPORTS PARTICIPATION POLICY

The Hattiesburg Parks and Recreation Division offers a diversified youth sports program designed to meet the recreational needs of the Hattiesburg area. The City's philosophy is to promote the development of strong character, a good attitude, and a sense of responsibility and citizenship in participants, using a recreation as a vehicle.

This philosophy, as important as it is, must be carried out primarily by volunteers, with support and guidance provided by the Parks and Recreation Division staff, underscoring the importance of recruiting the best volunteers available-people who can apply the City's philosophy for the good of the children involved.

Every sport sponsored by the Parks and Recreation Division is conducted on facilities provided and maintained by the City of Hattiesburg, funded in large part by the citizens of Hattiesburg. This policy necessitates a move toward more participation by every member of recreation league team.

The City feels strongly that the sport programs offered to the children of Hattiesburg should be fun, educational, and developmental; and the only way to teach these values is for the children to participate a substantial amount of time in each competitive event. Every league within the City, without exception, will follow the following guidelines.

In all games, all registered participants shall play in the following sports a minimum of:

Football – 4 minutes of the game (Flag Football)
Basketball – 2 minutes (Elementary School Age)
Soccer – One Full Half (HYSA)

Baseball and Softball – each player must at least play 3 consecutive defensive outs, and bat once in a full game. In games shortened due to the 10-run rule, acts of God, time limit expiration or other reasons will require the time at bat.

Note: A manager or coach is not required to play a player who is ill, injured or is under reasonable disciplinary restrictions or for other justifiable reasons, provided he informs the opposing coach and scorekeeper prior to the beginning of the game.

In order to assist the teams and coaches and to insure maximum participation of all children, the number of members on a team should be limited as follows:

(1)	Football	20 players
(2)	Basketball	10 players
(3)	Soccer	14 players
(4)	Baseball	14 players
(5)	Softball	14 players

The limitation of players on teams may mean the additional of other divisions within leagues and the addition of multiple all-star teams within leagues. This is viewed again, to be an opportunity to bring about additional participation for children within City recreation programs. In all-star competition, the number of children participating on each team may be increased according to the rules of the organization sponsoring the all-star program.

Every league within the City of Hattiesburg must comply with and follow this policy and insure that each coach and league official is familiar with the policy and complies at all times. If a coach fails to play a child the minimum participation limit, the following sanctions will be imposed on said coach, **without exception**, to-wit:

(1) The first offense will result in the coach receiving a letter or reprimand from the governing board of the league. The child concerned will play the entire next game.

(2) The second offense by the same coach will result in the coach being suspended from the league for the next week. The child concerned will play the entire next game.

(3) The third offense by the same coach will result in expulsion of the coach from any City program in any and all capacities for a minimum of two (2) calendar years. The child concerned will play the entire next game.

(4) If any coach fails to play any child as required in any league championship game or any play-off game affecting the league championship, then that coach, no matter which offense, will be suspended from the league and unable to participate in any post-season activities. The team that fails to have full participation by all players will forfeit the game.

(5) If any coach fails to play any child as required herein in any all-star or tournament game, then that coach, no matter which offense, will be expelled from coaching in any City program in any and all capacities for a minimum of two (2) calendar years.

The individual leagues will notify the Hattiesburg Recreation Department whenever it becomes necessary to take any action against a coach for failure to comply with the participation policy.

A copy of this participation policy shall be provided to each child at registration of any sport within the City of Hattiesburg.

The purpose of a sports league is to insure participation for all children within the City of Hattiesburg; the purpose of a participation policy is to insure a sports league for all the children of Hattiesburg.

AGREEMENT
ATTACHMENT III

CITY OF HATTIESBURG

EXPENDITURE WORKSHEETS

a. Worksheet Instructions
b. Equipment, supplies, and related purchases worksheet ***NOTE*** All invoices must be attached to the equipment/supplies purchase worksheet as documentation
c. Daily officials timesheet
d. Year end officials summary timesheet
NOTE All daily timesheets must be attached to the year end summary as documentation

AGREEMENT
ATTACHMENT IIIa

CITY OF HATTIESBURG

WORKSHEET INSTRUCTIONS

I. Supplies, Expenses and Related Purchases Worksheet:

Program personnel shall complete worksheet by listing the name of the vendor, date items were purchased, invoice number, total of the invoice and a brief description of items purchased on that invoice. All invoices **MUST** be turned in with worksheets at the end of the program for accounting purposes.

II. Daily Program Time Sheet:

If officials, scorekeepers, or other program personnel are funded through monies provided by the City, a daily accounting of these expenditures must be maintained. The daily timesheet must list the date the individual worked, they're name, address, social security number, number of games or hours they worked, total amount paid for particular day/night, and their signature.

III. Total Hours/Games Recap Sheet:

This sheet is a recap of the daily time sheets. At the completion of the program, the time sheets for each individual should be totaled and entered on the recap sheet. The daily timesheets **MUST** accompany the recap sheets at the end of the program for accounting purposes.

NOTE: Please return all expenditure reports to the City of Hattiesburg, City Clerks Office, 200 Forrest Street, Hattiesburg, MS 39401. If you have questions, please call (601) 545-4667.

City of Hattiesburg, MS

200 Forrest St.
P.O. Box 1898
Hattiesburg, MS 39401

Master

File Number: 2018-169

File ID:	2018-169	**Type:**	Regular Agenda Item	**Status:**	Agenda Ready
Version:	1	**Reference:**		**In Control:**	City Council
Requester:	Ann Jones			**File Created:**	01/26/2018
Brief Title:	Authorize Mayor to execute Dixie Boys Baseball agreement, 10-1-17 through 9-30-18.			**Final Action:**	02/06/2018
				Minute Book Number:	MB2018-26-27

Title:

Authorize Mayor to execute duplicate original agreement between City of Hattiesburg Parks and Recreation Department and Noon Day Optimist Club to operate and promote Dixie Boys Baseball for Hattiesburg residents from October 1, 2017 through September 30, 2018.

Notes:			
		Agenda Date:	02/06/2018
Indexes:		**Agenda Number:**	VI.-10
Sponsors:		**Enactment Date:**	
Attachments:	Dixie Boys 2018 Contract, Contract Attachements, executed Dixie Boys 2018 Contract	**Enactment Number:**	
Contact:		**Meeting Date:**	02/06/2018
Drafter:	Ann Jones	**Effective Date:**	

History of Legislative File

Ver-sion:	Acting Body:	Date:	Action:	Sent To:	Due Date:	Return Date:	Result:
1	City Council	02/06/2018	Authorize				Pass

Action Text: A MOTION was made by Council Member George and seconded by Council Vice President Dryden to Authorize Mayor to execute duplicate original agreement between City of Hattiesburg Parks and Recreation Department and Noon Day Optimist Club to operate and promote Dixie Boys Baseball for Hattiesburg residents from October 1, 2017 through September 30, 2018.

There being no discussion, the Motion received the affirmative vote of the Council as follows:

Yeas: 5 - George, Delgado, Carroll, Dryden and Brown

Nays: 0

Yea: 5 Council Member George
Council Member Delgado
Council President Carroll
Council Vice President Dryden
Council Member Brown

Text of Legislative File 2018-169

Title

Authorize Mayor to execute duplicate original agreement between City of Hattiesburg Parks and Recreation Department and Noon Day Optimist Club to operate and promote Dixie Boys Baseball for Hattiesburg residents from October 1, 2017 through September 30, 2018.

Summary

Authorize Mayor to execute Dixie Boys Baseball agreement, 10-1-17 through 9-30-18.

Budget Information

002315.6049

Expenditure Type

Purchasing Item

Publication Information

STATE OF MISSISSIPPI

COUNTY OF FORREST

AGREEMENT

WHEREAS, the **Noon Day Optimist Club**, hereinafter referred to as "**Association**" and the **City of Hattiesburg, Mississippi**, a municipal corporation, hereinafter referred to as "**City**", has entered into discussion with view of Association developing and promoting **Dixie Boys Baseball** for Hattiesburg residents, and the parties hereto desire to reduce to writing their agreement of understanding with a properly executed copy of Agreement provided to each party. Association and City do hereby agree and obligate themselves as follows, to-wit:

I.

Association will hereby develop and promote **Dixie Boys Baseball** for Hattiesburg area residents for a period of one (1) year beginning on the 1st day of October 2017, and termination on the 30th day of September 2018. Association shall be responsible for operation of the baseball program including, but not limited to **organization of league, obtaining coaches, obtaining officials, collection of fees, setting schedules, limiting rosters** and other related duties and responsibilities. The program will operate **March 1, 2018** thru **September 30, 2018**. Concessions, tournaments, clinics, and other moneymaking events will be covered by a separate agreement. Association shall provide to the City a written practice and game schedule. This schedule shall be inclusive of all scheduled dates and fields to be used. Season schedules shall be provided to the City no later than two (2) weeks prior to the start of the season. Make-up game schedules shall be provided to the

City no later than one (1) day prior to the scheduled make-up game. All recreation league regular season ending tournament schedules shall be provided to the City no later than one (1) week prior to the start of the scheduled tournament. All other tournaments, (sub-district, district, state, national, etc), shall be addressed by a separate contract. It shall be the responsibility of the Association to confirm potential post-season tournament dates with the City before bidding if use of City facilities or any maintenance for the particular post-season tournament will be required. Program playing field specifications shall be provided to the City no less than four (4) weeks prior to the start of the program.

II.

City shall be responsible for maintaining **Jack Cameron Baseball Field at Kamper Park** as described in Attachment I for providing seating and electricity.

The City shall provide **Twelve Thousand Two Hundred Dollars ($12,200.00)** to be applied to the payment of officials and equipment (to include **baseballs, baseball bats, baseball pants, catchers equipment, batting helmets and other necessary equipment)**. The appropriate expenditure reports (Attachment III) shall be completed and filed with the City by October 31, 2018. The City does reserve the right to use facilities for other functions. See Attachment IIa for Policy on General Public Use of Facilities.

III.

Association does hereby obligate itself to comply with the policies of the City: That all recreation programs shall be open to all citizens of the Hattiesburg area regardless of his/her ability to pay any fees charged for participation in said programs; and that the City nondiscrimination policy (Attachment IIb) shall be observed. See Attachment II for all pertinent City policies.

IV.

It is understood by and between parties that this Agreement may be terminated by either party for any reason upon thirty (30) days written notice of their intention to terminate this Agreement.

V.

Association does hereby agree that it will hold harmless and indemnify the City from any and all liability and damages of any kind whatsoever resulting from the operation of this recreational program. The Liability Policy of the City is attached as Attachment IIc.

Association does hereby agree to appropriately acknowledge City contribution to the programming a public manner such as on ad boards, patches, and in all media. Association does hereby obligate itself to comply with National Standards for Youth Sports and Coach Review Policy (Attachments IId and IIe, respectively) adopted by the City Council.

VI.

Association does hereby obligate itself to comply with the Sports Participation Policy, which is attached as Attachment IIf.

VII.

WITNESS the signatures of Contractor and City to duplicate originals of this Agreement on this, the _____ day of _____, A.D., _____.

Contractor

Noon Day Optimist Club

BY: _____

CITY OF HATTIESBURG, MISSISSIPPI

BY: _____
Mayor

ATTEST:

_____
KERMAS EATON, CITY CLERK

(S E A L)

AGREEMENT
ATTACHMENT I

CITY OF HATTIESBURG

MAINTENANCE POLICY

Includes:

1. Mow on regular basis
2. Clean restrooms and facility area
3. Wash bleachers, as needed
4. Line fields
5. Fill low/soft sports

The City of Hattiesburg reserves the right to increase or decrease the amount and/or type of maintenance.

NOTE: Fields and restrooms must be left in a presentable condition (litter control) after use of fields by contracted organizations. Special attention should be noticed when City Maintenance Department is not working the day after scheduled games.

Maintenance Agreement for all tournaments will be negotiated.

The decision to call games is a joint decision, however, the City reserves the right to call any game(s) for safety reasons or to prevent damage to the field(s).

The Administration section of the Recreation Department manages the contracts.

AGREEMENT
ATTACHMENT II

CITY OF HATTIESBURG

CITY POLICIES

a. General Public Use of Facility Policy

b. Nondiscrimination Policy

c. Liability Policy

d. National Standards for Youth Sports Policy

e. Coach Certification Review Policy

f. Sports Participation Policy

AGREEMENT
ATTACHMENT IIa

CITY OF HATTIESBURG

GENERAL PUBLIC USE OF FACILITY POLICY

Facilities under lease, owned by the City of Hattiesburg, were funded by the citizens of Hattiesburg. The City does reserve the right to make its facilities for other functions when not in use by organizations leasing City facilities.

AGREEMENT
ATTACHMENT IIb

CITY OF HATTIESBURG

NONDISCRIMINATION POLICY

The City of Hattiesburg does not discriminate on the basis of Color, Race, Creed, National Origin, Sex, or Religion nor on the basis of disabling conditions in the admission or access to services provided through its programs and activities.

AGREEMENT
ATTACHMENT IIc

CITY OF HATTIESBURG

LIABILITY POLICY

There are inherent risks and recognized hazards associated with participation in sports and recreational activities. By participating in these programs, the participant assumes those risks and liabilities. The City of Hattiesburg assumes no liability nor does it afford medical coverage for injuries caused by participation of individuals, groups, teams, etc. in sports and recreational programs. Organizations shall maintain a minimum of $500,000.00 general liability insurance and list the City of Hattiesburg as a certificate holder.

AGREEMENT
ATTACHMENT IId

CITY OF HATTIESBURG

NATIONAL STANDARDS FOR YOUTH SPORTS POLICY

These standards are endorsed and supported by
26 National Agencies and Organizations

STANDARD #1 – PROPER SPORTS ENVIRONMENT
Parents must consider and carefully choose the proper environment for their child, including the appropriate age and development for participation, the type of sport, the rules in the sport, the age range of the participants, and the proper level of physical and emotional stress.

STANDARD #2 – PROGRAMS BASED ON THE WELL-BEING OF CHILDREN
Parents must select youth sports programs that are developed and organized to enhance the emotional, physical, social, and educational well being of children.

STANDARD #3 – DRUG AND ALCOHOL – FREE ENVIRONMENT
Parents must encourage a drug and alcohol-free environment for their children.

STANDARD #4 – PART OF A CHILD'S LIFE
Parents must recognize that youth sports are only a small part of a child's life.

STANDARD # 5 – TRAINING
Parents must insist that coaches are trained and certified.

STANDARD #6 – PARENTS' ACTIVE ROLE
Parents must make a serious effort to take an active role in the youth sports experience of their child providing a positive support as a spectator, coach, and league administrator and/or caring parent.

STANDARD #7 – POSITIVE ROLE MODELS
Parents must be a positive role model exhibiting sportsmanlike behavior at game, practices, and home, while also giving positive reinforcement to their child and support to their child's coaches.

STANDARD #8 – PARENTAL COMMITMENT
Parents must demonstrate their commitment to their child's youth sports experience by annually signing a parental code of ethics.

STANDARD #9 – SAFE-PLAYING SITUATION
Parents must insist on safe-playing facilities, healthful playing situation, and proper first-aid applications, should the need arise.

STANDARD #10 – EQUAL PLAY OPPORTUNITY
Parents, coaches, and league administrators must provide equal sports play opportunity for all youth regardless of race, creed, sex, or economic status of ability.

STANDARD # 11 - DRUG AND ALCOHOL-FREE ADULTS
Parents must be rug and alcohol-free at youth league sporting events.

AGREEMENT
ATTACHMENT IIe

CITY OF HATTIESBURG

COACH REVIEW POLICY

Whereas, the City of Hattiesburg requires completion of a certification program for youth sport coaches whereby the coaches are schooled in the psychology of coaching youth sports, maximizing performance, injury prevention, first aid, and emphasizes a drug and alcohol-free environment for youth sports and recognizes the great influence youth coaches have on our youth.

AGREEMENT
ATTACHMENT IIf

CITY OF HATTIESBURG

YOUTH SPORTS PARTICIPATION POLICY

The Hattiesburg Parks and Recreation Division offers a diversified youth sports program designed to meet the recreational needs of the Hattiesburg area. The City's philosophy is to promote the development of strong character, a good attitude, and a sense of responsibility and citizenship in participants, using a recreation as a vehicle.

This philosophy, as important as it is, must be carried out primarily by volunteers, with support and guidance provided by the Parks and Recreation Division staff, underscoring the importance of recruiting the best volunteers available-people who can apply the City's philosophy for the good of the children involved.

Every sport sponsored by the Parks and Recreation Division is conducted on facilities provided and maintained by the City of Hattiesburg, funded in large part by the citizens of Hattiesburg. This policy necessitates a move toward more participation by every member of recreation league team.

The City feels strongly that the sport programs offered to the children of Hattiesburg should be fun, educational, and developmental; and the only way to teach these values is for the children to participate a substantial amount of time in each competitive event. Every league within the City, without exception, will follow the following guidelines.

In all games, all registered participants shall play in the following sports a minimum of:

Football – 4 minutes of the game (Flag Football)
Basketball – 2 minutes (Elementary School Age)
Soccer – One Full Half (HYSA)

Baseball and Softball – each player must at least play 3 consecutive defensive outs, and bat once in a full game. In games shortened due to the 10-run rule, acts of God, time limit expiration or other reasons will require the time at bat.

Note: A manager or coach is not required to play a player who is ill, injured or is under reasonable disciplinary restrictions or for other justifiable reasons, provided he informs the opposing coach and scorekeeper prior to the beginning of the game.

In order to assist the teams and coaches and to insure maximum participation of all children, the number of members on a team should be limited as follows:

(1)	Football	20 players
(2)	Basketball	10 players
(3)	Soccer	14 players
(4)	Baseball	14 players
(5)	Softball	14 players

The limitation of players on teams may mean the additional of other divisions within leagues and the addition of multiple all-star teams within leagues. This is viewed again, to be an opportunity to bring about additional participation for children within City recreation programs. In all-star competition, the number of children participating on each team may be increased according to the rules of the organization sponsoring the all-star program.

Every league within the City of Hattiesburg must comply with and follow this policy and insure that each coach and league official is familiar with the policy and complies at all times. If a coach fails to play a child the minimum participation limit, the following sanctions will be imposed on said coach, <u>without exception</u>, to-wit:

(1) The first offense will result in the coach receiving a letter or reprimand from the governing board of the league. The child concerned will play the entire next game.

(2) The second offense by the same coach will result in the coach being suspended from the league for the next week. The child concerned will play the entire next game.

(3) The third offense by the same coach will result in expulsion of the coach from any City program in any and all capacities for a minimum of two (2) calendar years. The child concerned will play the entire next game.

(4) If any coach fails to play any child as required in any league championship game or any play-off game affecting the league championship, then that coach, no matter which offense, will be suspended from the league and unable to participate in any post-season activities. The team that fails to have full participation by all players will forfeit the game.

(5) If any coach fails to play any child as required herein in any all-star or tournament game, then that coach, no matter which offense, will be expelled from coaching in any City program in any and all capacities for a minimum of two (2) calendar years.

The individual leagues will notify the Hattiesburg Recreation Department whenever it becomes necessary to take any action against a coach for failure to comply with the participation policy.

A copy of this participation policy shall be provided to each child at registration of any sport within the City of Hattiesburg.

The purpose of a sports league is to insure participation for all children within the City of Hattiesburg; the purpose of a participation policy is to insure a sports league for all the children of Hattiesburg.

AGREEMENT
ATTACHMENT III

CITY OF HATTIESBURG

EXPENDITURE WORKSHEETS

a. Worksheet Instructions
b. Equipment, supplies, and related purchases worksheet ***NOTE*** All invoices must be attached to the equipment/supplies purchase worksheet as documentation
c. Daily officials timesheet
d. Year end officials summary timesheet
NOTE All daily timesheets must be attached to the year end summary as documentation

AGREEMENT
ATTACHMENT IIIa

CITY OF HATTIESBURG

WORKSHEET INSTRUCTIONS

I. Supplies, Expenses and Related Purchases Worksheet:

Program personnel shall complete worksheet by listing the name of the vendor, date items were purchased, invoice number, total of the invoice and a brief description of items purchased on that invoice. All invoices MUST be turned in with worksheets at the end of the program for accounting purposes.

II. Daily Program Time Sheet:

If officials, scorekeepers, or other program personnel are funded through monies provided by the City, a daily accounting of these expenditures must be maintained. The daily timesheet must list the date the individual worked, they're name, address, social security number, number of games or hours they worked, total amount paid for particular day/night, and their signature.

III. Total Hours/Games Recap Sheet:

This sheet is a recap of the daily time sheets. At the completion of the program, the time sheets for each individual should be totaled and entered on the recap sheet. The daily timesheets MUST accompany the recap sheets at the end of the program for accounting purposes.

NOTE: Please return all expenditure reports to the City of Hattiesburg, City Clerks Office, 200 Forrest Street, Hattiesburg, MS 39401. If you have questions, please call (601) 545-4667.

STATE OF MISSISSIPPI

COUNTY OF FORREST

AGREEMENT

WHEREAS, the **Noon Day Optimist Club**, hereinafter referred to as "**Association**" and the **City of Hattiesburg, Mississippi**, a municipal corporation, hereinafter referred to as "**City**", has entered into discussion with view of Association developing and promoting **Dixie Boys Baseball** for Hattiesburg residents, and the parties hereto desire to reduce to writing their agreement of understanding with a properly executed copy of Agreement provided to each party. Association and City do hereby agree and obligate themselves as follows, to-wit:

I.

Association will hereby develop and promote **Dixie Boys Baseball** for Hattiesburg area residents for a period of one (1) year beginning on the 1st day of October 2017, and termination on the 30th day of September 2018. Association shall be responsible for operation of the baseball program including, but not limited to **organization of league, obtaining coaches, obtaining officials, collection of fees, setting schedules, limiting rosters** and other related duties and responsibilities. The program will operate **March 1, 2018** thru **September 30, 2018.** Concessions, tournaments, clinics, and other moneymaking events will be covered by a separate agreement. Association shall provide to the City a written practice and game schedule. This schedule shall be inclusive of all scheduled dates and fields to be used. Season schedules shall be provided to the City no later than two (2) weeks prior to the start of the season. Make-up game schedules shall be provided to the

City no later than one (1) day prior to the scheduled make-up game. All recreation league regular season ending tournament schedules shall be provided to the City no later than one (1) week prior to the start of the scheduled tournament. All other tournaments, (sub-district, district, state, national, etc), shall be addressed by a separate contract. It shall be the responsibility of the Association to confirm potential post-season tournament dates with the City before bidding if use of City facilities or any maintenance for the particular post-season tournament will be required. Program playing field specifications shall be provided to the City no less than four (4) weeks prior to the start of the program.

II.

City shall be responsible for maintaining **Jack Cameron Baseball Field at Kamper Park** as described in Attachment I for providing seating and electricity.

The City shall provide **Twelve Thousand Two Hundred Dollars ($12,200.00)** to be applied to the payment of officials and equipment (to include **baseballs, baseball bats, baseball pants, catchers equipment, batting helmets and other necessary equipment).** The appropriate expenditure reports (Attachment III) shall be completed and filed with the City by October 31, 2018. The City does reserve the right to use facilities for other functions. See Attachment IIa for Policy on General Public Use of Facilities.

III.

Association does hereby obligate itself to comply with the policies of the City: That all recreation programs shall be open to all citizens of the Hattiesburg area regardless of his/her ability to pay any fees charged for participation in said programs; and that the City nondiscrimination policy (Attachment IIb) shall be observed. See Attachment II for all pertinent City policies.

IV.

It is understood by and between parties that this Agreement may be terminated by either party for any reason upon thirty (30) days written notice of their intention to terminate this Agreement.

V.

Association does hereby agree that it will hold harmless and indemnify the City from any and all liability and damages of any kind whatsoever resulting from the operation of this recreational program. The Liability Policy of the City is attached as Attachment IIc.

Association does hereby agree to appropriately acknowledge City contribution to the programming a public manner such as on ad boards, patches, and in all media. Association does hereby obligate itself to comply with National Standards for Youth Sports and Coach Review Policy (Attachments IId and IIe, respectively) adopted by the City Council.

VI.

Association does hereby obligate itself to comply with the Sports Participation Policy, which is attached as Attachment IIf.

VII.

WITNESS the signatures of Contractor and City to duplicate originals of this Agreement on this, the _____ day of _____, A.D., _____.

Contractor

Noon Day Optimist Club

BY: _____

CITY OF HATTIESBURG, MISSISSIPPI

BY: _____
Mayor

ATTEST:

_____
KERMAS EATON, CITY CLERK

(S E A L)

AGREEMENT
ATTACHMENT I

CITY OF HATTIESBURG

MAINTENANCE POLICY

Includes:

1. Mow on regular basis
2. Clean restrooms and facility area
3. Wash bleachers, as needed
4. Line fields
5. Fill low/soft sports

The City of Hattiesburg reserves the right to increase or decrease the amount and/or type of maintenance.

NOTE: Fields and restrooms must be left in a presentable condition (litter control) after use of fields by contracted organizations. Special attention should be noticed when City Maintenance Department is not working the day after scheduled games.

Maintenance Agreement for all tournaments will be negotiated.

The decision to call games is a joint decision, however, the City reserves the right to call any game(s) for safety reasons or to prevent damage to the field(s).

The Administration section of the Recreation Department manages the contracts.

AGREEMENT
ATTACHMENT II

CITY OF HATTIESBURG

CITY POLICIES

a. General Public Use of Facility Policy

b. Nondiscrimination Policy

c. Liability Policy

d. National Standards for Youth Sports Policy

e. Coach Certification Review Policy

f. Sports Participation Policy

AGREEMENT
ATTACHMENT IIa

CITY OF HATTIESBURG

GENERAL PUBLIC USE OF FACILITY POLICY

Facilities under lease, owned by the City of Hattiesburg, were funded by the citizens of Hattiesburg. The City does reserve the right to make its facilities for other functions when not in use by organizations leasing City facilities.

AGREEMENT
ATTACHMENT IIb

CITY OF HATTIESBURG

NONDISCRIMINATION POLICY

The City of Hattiesburg does not discriminate on the basis of Color, Race, Creed, National Origin, Sex, or Religion nor on the basis of disabling conditions in the admission or access to services provided through its programs and activities.

AGREEMENT
ATTACHMENT IIc

CITY OF HATTIESBURG

LIABILITY POLICY

There are inherent risks and recognized hazards associated with participation in sports and recreational activities. By participating in these programs, the participant assumes those risks and liabilities. The City of Hattiesburg assumes no liability nor does it afford medical coverage for injuries caused by participation of individuals, groups, teams, etc. in sports and recreational programs. Organizations shall maintain a minimum of $500,000.00 general liability insurance and list the City of Hattiesburg as a certificate holder.

AGREEMENT
ATTACHMENT IId

CITY OF HATTIESBURG

NATIONAL STANDARDS FOR YOUTH SPORTS POLICY

These standards are endorsed and supported by
26 National Agencies and Organizations

STANDARD #1 – PROPER SPORTS ENVIRONMENT
Parents must consider and carefully choose the proper environment for their child, including the appropriate age and development for participation, the type of sport, the rules in the sport, the age range of the participants, and the proper level of physical and emotional stress.

STANDARD #2 – PROGRAMS BASED ON THE WELL-BEING OF CHILDREN
Parents must select youth sports programs that are developed and organized to enhance the emotional, physical, social, and educational well being of children.

STANDARD #3 – DRUG AND ALCOHOL – FREE ENVIRONMENT
Parents must encourage a drug and alcohol-free environment for their children.

STANDARD #4 – PART OF A CHILD'S LIFE
Parents must recognize that youth sports are only a small part of a child's life.

STANDARD # 5 – TRAINING
Parents must insist that coaches are trained and certified.

STANDARD #6 – PARENTS' ACTIVE ROLE
Parents must make a serious effort to take an active role in the youth sports experience of their child providing a positive support as a spectator, coach, and league administrator and/or caring parent.

STANDARD #7 – POSITIVE ROLE MODELS
Parents must be a positive role model exhibiting sportsmanlike behavior at game, practices, and home, while also giving positive reinforcement to their child and support to their child's coaches.

STANDARD #8 – PARENTAL COMMITMENT
Parents must demonstrate their commitment to their child's youth sports experience by annually signing a parental code of ethics.

STANDARD #9 – SAFE-PLAYING SITUATION
Parents must insist on safe-playing facilities, healthful playing situation, and proper first-aid applications, should the need arise.

STANDARD #10 – EQUAL PLAY OPPORTUNITY
Parents, coaches, and league administrators must provide equal sports play opportunity for all youth regardless of race, creed, sex, or economic status of ability.

STANDARD # 11 - DRUG AND ALCOHOL-FREE ADULTS
Parents must be rug and alcohol-free at youth league sporting events.

AGREEMENT
ATTACHMENT IIe

CITY OF HATTIESBURG

COACH REVIEW POLICY

Whereas, the City of Hattiesburg requires completion of a certification program for youth sport coaches whereby the coaches are schooled in the psychology of coaching youth sports, maximizing performance, injury prevention, first aid, and emphasizes a drug and alcohol-free environment for youth sports and recognizes the great influence youth coaches have on our youth.

AGREEMENT
ATTACHMENT IIf

CITY OF HATTIESBURG

YOUTH SPORTS PARTICIPATION POLICY

The Hattiesburg Parks and Recreation Division offers a diversified youth sports program designed to meet the recreational needs of the Hattiesburg area. The City's philosophy is to promote the development of strong character, a good attitude, and a sense of responsibility and citizenship in participants, using a recreation as a vehicle.

This philosophy, as important as it is, must be carried out primarily by volunteers, with support and guidance provided by the Parks and Recreation Division staff, underscoring the importance of recruiting the best volunteers available-people who can apply the City's philosophy for the good of the children involved.

Every sport sponsored by the Parks and Recreation Division is conducted on facilities provided and maintained by the City of Hattiesburg, funded in large part by the citizens of Hattiesburg. This policy necessitates a move toward more participation by every member of recreation league team.

The City feels strongly that the sport programs offered to the children of Hattiesburg should be fun, educational, and developmental; and the only way to teach these values is for the children to participate a substantial amount of time in each competitive event. Every league within the City, without exception, will follow the following guidelines.

In all games, all registered participants shall play in the following sports a minimum of:

Football – 4 minutes of the game (Flag Football)
Basketball – 2 minutes (Elementary School Age)
Soccer – One Full Half (HYSA)

Baseball and Softball – each player must at least play 3 consecutive defensive outs, and bat once in a full game. In games shortened due to the 10-run rule, acts of God, time limit expiration or other reasons will require the time at bat.

Note: A manager or coach is not required to play a player who is ill, injured or is under reasonable disciplinary restrictions or for other justifiable reasons, provided he informs the opposing coach and scorekeeper prior to the beginning of the game.

In order to assist the teams and coaches and to insure maximum participation of all children, the number of members on a team should be limited as follows:

(1)	Football	20 players
(2)	Basketball	10 players
(3)	Soccer	14 players
(4)	Baseball	14 players
(5)	Softball	14 players

The limitation of players on teams may mean the additional of other divisions within leagues and the addition of multiple all-star teams within leagues. This is viewed again, to be an opportunity to bring about additional participation for children within City recreation programs. In all-star competition, the number of children participating on each team may be increased according to the rules of the organization sponsoring the all-star program.

Every league within the City of Hattiesburg must comply with and follow this policy and insure that each coach and league official is familiar with the policy and complies at all times. If a coach fails to play a child the minimum participation limit, the following sanctions will be imposed on said coach, **without exception**, to-wit:

(1) The first offense will result in the coach receiving a letter or reprimand from the governing board of the league. The child concerned will play the entire next game.

(2) The second offense by the same coach will result in the coach being suspended from the league for the next week. The child concerned will play the entire next game.

(3) The third offense by the same coach will result in expulsion of the coach from any City program in any and all capacities for a minimum of two (2) calendar years. The child concerned will play the entire next game.

(4) If any coach fails to play any child as required in any league championship game or any play-off game affecting the league championship, then that coach, no matter which offense, will be suspended from the league and unable to participate in any post-season activities. The team that fails to have full participation by all players will forfeit the game.

(5) If any coach fails to play any child as required herein in any all-star or tournament game, then that coach, no matter which offense, will be expelled from coaching in any City program in any and all capacities for a minimum of two (2) calendar years.

The individual leagues will notify the Hattiesburg Recreation Department whenever it becomes necessary to take any action against a coach for failure to comply with the participation policy.

A copy of this participation policy shall be provided to each child at registration of any sport within the City of Hattiesburg.

The purpose of a sports league is to insure participation for all children within the City of Hattiesburg; the purpose of a participation policy is to insure a sports league for all the children of Hattiesburg.

AGREEMENT
ATTACHMENT III

CITY OF HATTIESBURG

EXPENDITURE WORKSHEETS

a. Worksheet Instructions
b. Equipment, supplies, and related purchases worksheet ***NOTE*** All invoices must be attached to the equipment/supplies purchase worksheet as documentation
c. Daily officials timesheet
d. Year end officials summary timesheet
NOTE All daily timesheets must be attached to the year end summary as documentation

AGREEMENT
ATTACHMENT IIIa

CITY OF HATTIESBURG

WORKSHEET INSTRUCTIONS

I. Supplies, Expenses and Related Purchases Worksheet:

Program personnel shall complete worksheet by listing the name of the vendor, date items were purchased, invoice number, total of the invoice and a brief description of items purchased on that invoice. All invoices **MUST** be turned in with worksheets at the end of the program for accounting purposes.

II. Daily Program Time Sheet:

If officials, scorekeepers, or other program personnel are funded through monies provided by the City, a daily accounting of these expenditures must be maintained. The daily timesheet must list the date the individual worked, they're name, address, social security number, number of games or hours they worked, total amount paid for particular day/night, and their signature.

III. Total Hours/Games Recap Sheet:

This sheet is a recap of the daily time sheets. At the completion of the program, the time sheets for each individual should be totaled and entered on the recap sheet. The daily timesheets **MUST** accompany the recap sheets at the end of the program for accounting purposes.

NOTE: Please return all expenditure reports to the City of Hattiesburg, City Clerks Office, 200 Forrest Street, Hattiesburg, MS 39401. If you have questions, please call (601) 545-4667.

City of Hattiesburg, MS

200 Forrest St.
P.O. Box 1898
Hattiesburg, MS 39401

Master

File Number: 2018-167

File ID:	2018-167	**Type:**	Regular Agenda Item	**Status:**	Agenda Ready
Version:	2	**Reference:**		**In Control:**	City Council
Requester:	Ann Jones			**File Created:**	01/26/2018
Brief Title:	Authorize Mayor to execute Youth Soccer Agreement, 10-1-17 through 9-30-18.			**Final Action:**	02/06/2018
				Minute Book Number:	MB2018-27

Title:

Authorize Mayor to execute duplicate original agreement between City of Hattiesburg Parks and Recreation Department and Hattiesburg Youth Soccer Association to operate and promote soccer programs for Hattiesburg residents from October 1, 2017 through September 30, 2018.

Notes:			
		Agenda Date:	02/06/2018
Indexes:		**Agenda Number:**	VI.-11
Sponsors:		**Enactment Date:**	
Attachments:	Soccer 2017-2018 contract, Contract Attachements, executed Soccer 2017-2018 contract	**Enactment Number:**	
Contact:		**Meeting Date:**	02/06/2018
Drafter:	Ann Jones	**Effective Date:**	

History of Legislative File

Version:	Acting Body:	Date:	Action:	Sent To:	Due Date:	Return Date:	Result:
2	City Council	02/06/2018	Authorize				Pass

Action Text: A MOTION was made by Council Member Brown and seconded by Council Member George to Authorize Mayor to execute duplicate original agreement between City of Hattiesburg Parks and Recreation Department and Hattiesburg Youth Soccer Association to operate and promote soccer programs for Hattiesburg residents from October 1, 2017 through September 30, 2018.

There being no discussion, the Motion received the affirmative vote of the Council as follows:

Yeas: 5 - George, Delgado, Carroll, Dryden and Brown

Nays: 0

Yea: 5 Council Member George
Council Member Delgado
Council President Carroll
Council Vice President Dryden
Council Member Brown

Text of Legislative File 2018-167

Title

Authorize Mayor to execute duplicate original agreement between City of Hattiesburg Parks and Recreation Department and Hattiesburg Youth Soccer Association to operate and promote soccer programs for Hattiesburg residents from October 1, 2017 through September 30, 2018.

Summary

Authorize Mayor to execute Youth Soccer Agreement, 10-1-17 through 9-30-18.

Budget Information

002315.6049

Expenditure Type

Purchasing Item

Publication Information

STATE OF MISSISSIPPI

COUNTY OF FORREST

AGREEMENT

THIS AGREEMENT is entered into by and between, the **Hattiesburg Youth Soccer Association**, A Mississippi non-profit corporation, hereinafter referred to as **"HYSA"** and the **City of Hattiesburg, Mississippi,** a municipal corporation, hereinafter referred to as **"City"**, for the purpose of evidencing their agreement of understanding concerning the development and promotion of **Soccer Programs** for Hattiesburg area residents, and as such HYSA and the City do hereby agree and obligate themselves as follow, to-wit:

I.

HYSA has a long standing relationship with the City and will continue to develop and promote **Soccer Programs** at all levels of play for Hattiesburg area residents for a period of one (1) year beginning on the 1st day of October 2017, and terminating on the 30th day of September 2018. HYSA shall have the right and responsibility to operate all aspects of the youth soccer program including, but not limited to, organization of league, games, practices, obtaining coaches, obtaining officials, collection of fees, setting schedules, limiting rosters, soccer equipment, concessions, clinics, camps, tournaments and other related activities, duties and responsibilities.

HYSA shall provide to the City a written schedule before the start of its league play, games, practices, tournament, clinics, camps, and other related activities. The schedule(s) shall be inclusive of all scheduled dates and fields to be used and shall be provided tothe City no later than one (1) week prior to start of the event. All other tournaments, (sub-district, district, state, national, etc.) for which HYSA may bid to host shall be coordinated with the City

before bidding, as City facilities and maintenancefor the particular post-season tournament will be required. Program playing field specifications shall be provided to the City no less than two (2) weeks prior to the start of the program.

II

City shall be responsible for maintaining Tatum Park Soccer Complex as described in Attachment I for providing seating and electricity. In addition, City shall be responsible for maintaining all aspects of the Tatum Park Soccer Complex in good condition and fields to game ready specifications, including but not limited to the following on an as needed basis: mow and maintain the grass in a healthy state through the use of water, sprinkler system, fertilization, overseeding with rye, spraying for weeds, insect spraying, sanding to fill low areas, maintain proper grade of fields and maintaining good drainage for fields, lining fields for play, cleaning restrooms and facility areas including trash/garbage pickup, parking lots, roads, adequate lights, light poles, security, utilities, physical structures and related needs.

The City shall provide **Ten Thousand, Dollars ($10,000.00)** to be applied to the payment of referees, coaches, tournament expenses, equipment (may include items such as soccer balls, nets, goals, flags, etc), and to scholarship children who are residents of the city and who can't afford to pay full fee. The appropriate expenditure reports (Attachment III) shall be completed and filed with the City by October 31, 2018. HYSA shall have first priority use of and access to all Tatum Park soccer fields and related facilities for practices, games, clinics, camps, tournaments, and related activities, except that City does reserve the right to use said facilities for other functions if HYSA does not give the City at least thirty(30) days advance notice of its intended use of Tatum Park, and the City shall coordinate the scheduling of its functions with HYSA so as to prevent the scheduling of functions that are detrimental to HYSA's overall soccer program. See Attachment IIa for Policy on General Public Use of Facilities.

III.

HYSA does hereby obligate itself to comply with the policies of the City: That all soccer programs shall be open to all citizens of the Hattiesburg area regardless of his/her ability to pay full fees charged for participation in said programs; and that the City's nondiscrimination policy(Attachment IIb) shall be observed. See Attachment II for all pertinent City policies.

IV.

It is understood by and between parties that this Agreement may be terminated by either party for any reason upon ninty (90) days written notice of their intention to terminate this Agreement.

V.

HYSA does hereby agree that it will hold harmless and indemnify the City from any and all liability and damages of any kind whatsoever resulting from the negligent or intential tortious operation of the soccer program. The Liability Policy of the City is attached as Attachment IIc.

HYSA does hereby agree to appropriately acknowledge City's contribution to the Soccer Program in a public manner, through the use of such media that is appropiate. HYSA does hereby obligate itself to comply with National Standards for Youth Sports and Coach Review Policy(Attachments IId and IIe, respectively) adopted by the City Council.

VI.

HYSA does hereby obligate itself to comply with the Sports Participation Policy, which is attached as Attachment IIf.

VII.

WITNESS the signatures of HYSA and the City to duplicate originals of this Agreement on this, the ____day of _____, A.D., _____.

HATTIESBURG YOUTH SOCCER ASSOCIATION

BY:_____
Matthew Boyd, President

CITY OF HATTIESBURG, MISSISSIPPI

BY:_____
Toby Barker, Mayor

ATTEST:

_____
City Clerk

(SEAL)

AGREEMENT
ATTACHMENT I

CITY OF HATTIESBURG

MAINTENANCE POLICY

Includes:

1. Mow on regular basis
2. Clean restrooms and facility area
3. Wash bleachers, as needed
4. Line fields
5. Fill low/soft sports

The City of Hattiesburg reserves the right to increase or decrease the amount and/or type of maintenance.

NOTE: Fields and restrooms must be left in a presentable condition (litter control) after use of fields by contracted organizations. Special attention should be noticed when City Maintenance Department is not working the day after scheduled games.

Maintenance Agreement for all tournaments will be negotiated.

The decision to call games is a joint decision, however, the City reserves the right to call any game(s) for safety reasons or to prevent damage to the field(s).

The Administration section of the Recreation Department manages the contracts.

AGREEMENT
ATTACHMENT II

CITY OF HATTIESBURG

CITY POLICIES

a. General Public Use of Facility Policy

b. Nondiscrimination Policy

c. Liability Policy

d. National Standards for Youth Sports Policy

e. Coach Certification Review Policy

f. Sports Participation Policy

AGREEMENT
ATTACHMENT IIa

CITY OF HATTIESBURG

GENERAL PUBLIC USE OF FACILITY POLICY

Facilities under lease, owned by the City of Hattiesburg, were funded by the citizens of Hattiesburg. The City does reserve the right to make its facilities for other functions when not in use by organizations leasing City facilities.

AGREEMENT
ATTACHMENT IIb

CITY OF HATTIESBURG

NONDISCRIMINATION POLICY

The City of Hattiesburg does not discriminate on the basis of Color, Race, Creed, National Origin, Sex, or Religion nor on the basis of disabling conditions in the admission or access to services provided through its programs and activities.

AGREEMENT
ATTACHMENT IIc

CITY OF HATTIESBURG

LIABILITY POLICY

There are inherent risks and recognized hazards associated with participation in sports and recreational activities. By participating in these programs, the participant assumes those risks and liabilities. The City of Hattiesburg assumes no liability nor does it afford medical coverage for injuries caused by participation of individuals, groups, teams, etc. in sports and recreational programs. Organizations shall maintain a minimum of $500,000.00 general liability insurance and list the City of Hattiesburg as a certificate holder.

AGREEMENT
ATTACHMENT IId

CITY OF HATTIESBURG

NATIONAL STANDARDS FOR YOUTH SPORTS POLICY

These standards are endorsed and supported by
26 National Agencies and Organizations

STANDARD #1 – PROPER SPORTS ENVIRONMENT
Parents must consider and carefully choose the proper environment for their child, including the appropriate age and development for participation, the type of sport, the rules in the sport, the age range of the participants, and the proper level of physical and emotional stress.

STANDARD #2 – PROGRAMS BASED ON THE WELL-BEING OF CHILDREN
Parents must select youth sports programs that are developed and organized to enhance the emotional, physical, social, and educational well being of children.

STANDARD #3 – DRUG AND ALCOHOL – FREE ENVIRONMENT
Parents must encourage a drug and alcohol-free environment for their children.

STANDARD #4 – PART OF A CHILD'S LIFE
Parents must recognize that youth sports are only a small part of a child's life.

STANDARD # 5 – TRAINING
Parents must insist that coaches are trained and certified.

STANDARD #6 – PARENTS' ACTIVE ROLE
Parents must make a serious effort to take an active role in the youth sports experience of their child providing a positive support as a spectator, coach, and league administrator and/or caring parent.

STANDARD #7 – POSITIVE ROLE MODELS
Parents must be a positive role model exhibiting sportsmanlike behavior at game, practices, and home, while also giving positive reinforcement to their child and support to their child's coaches.

STANDARD #8 – PARENTAL COMMITMENT
Parents must demonstrate their commitment to their child's youth sports experience by annually signing a parental code of ethics.

STANDARD #9 – SAFE-PLAYING SITUATION
Parents must insist on safe-playing facilities, healthful playing situation, and proper first-aid applications, should the need arise.

STANDARD #10 – EQUAL PLAY OPPORTUNITY
Parents, coaches, and league administrators must provide equal sports play opportunity for all youth regardless of race, creed, sex, or economic status of ability.

STANDARD # 11 - DRUG AND ALCOHOL-FREE ADULTS
Parents must be rug and alcohol-free at youth league sporting events.

AGREEMENT
ATTACHMENT IIe

CITY OF HATTIESBURG

COACH REVIEW POLICY

Whereas, the City of Hattiesburg requires completion of a certification program for youth sport coaches whereby the coaches are schooled in the psychology of coaching youth sports, maximizing performance, injury prevention, first aid, and emphasizes a drug and alcohol-free environment for youth sports and recognizes the great influence youth coaches have on our youth.

AGREEMENT
ATTACHMENT IIf

CITY OF HATTIESBURG

YOUTH SPORTS PARTICIPATION POLICY

The Hattiesburg Parks and Recreation Division offers a diversified youth sports program designed to meet the recreational needs of the Hattiesburg area. The City's philosophy is to promote the development of strong character, a good attitude, and a sense of responsibility and citizenship in participants, using a recreation as a vehicle.

This philosophy, as important as it is, must be carried out primarily by volunteers, with support and guidance provided by the Parks and Recreation Division staff, underscoring the importance of recruiting the best volunteers available-people who can apply the City's philosophy for the good of the children involved.

Every sport sponsored by the Parks and Recreation Division is conducted on facilities provided and maintained by the City of Hattiesburg, funded in large part by the citizens of Hattiesburg. This policy necessitates a move toward more participation by every member of recreation league team.

The City feels strongly that the sport programs offered to the children of Hattiesburg should be fun, educational, and developmental; and the only way to teach these values is for the children to participate a substantial amount of time in each competitive event. Every league within the City, without exception, will follow the following guidelines.

In all games, all registered participants shall play in the following sports a minimum of:

Football – 4 minutes of the game (Flag Football)
Basketball – 2 minutes (Elementary School Age)
Soccer – One Full Half (HYSA)

Baseball and Softball – each player must at least play 3 consecutive defensive outs, and bat once in a full game. In games shortened due to the 10-run rule, acts of God, time limit expiration or other reasons will require the time at bat.

Note: A manager or coach is not required to play a player who is ill, injured or is under reasonable disciplinary restrictions or for other justifiable reasons, provided he informs the opposing coach and scorekeeper prior to the beginning of the game.

In order to assist the teams and coaches and to insure maximum participation of all children, the number of members on a team should be limited as follows:

(1)	Football	20 players
(2)	Basketball	10 players
(3)	Soccer	14 players
(4)	Baseball	14 players
(5)	Softball	14 players

The limitation of players on teams may mean the additional of other divisions within leagues and the addition of multiple all-star teams within leagues. This is viewed again, to be an opportunity to bring about additional participation for children within City recreation programs. In all-star competition, the number of children participating on each team may be increased according to the rules of the organization sponsoring the all-star program.

Every league within the City of Hattiesburg must comply with and follow this policy and insure that each coach and league official is familiar with the policy and complies at all times. If a coach fails to play a child the minimum participation limit, the following sanctions will be imposed on said coach, <u>without exception</u>, to-wit:

(1) The first offense will result in the coach receiving a letter or reprimand from the governing board of the league. The child concerned will play the entire next game.

(2) The second offense by the same coach will result in the coach being suspended from the league for the next week. The child concerned will play the entire next game.

(3) The third offense by the same coach will result in expulsion of the coach from any City program in any and all capacities for a minimum of two (2) calendar years. The child concerned will play the entire next game.

(4) If any coach fails to play any child as required in any league championship game or any play-off game affecting the league championship, then that coach, no matter which offense, will be suspended from the league and unable to participate in any post-season activities. The team that fails to have full participation by all players will forfeit the game.

(5) If any coach fails to play any child as required herein in any all-star or tournament game, then that coach, no matter which offense, will be expelled from coaching in any City program in any and all capacities for a minimum of two (2) calendar years.

The individual leagues will notify the Hattiesburg Recreation Department whenever it becomes necessary to take any action against a coach for failure to comply with the participation policy.

A copy of this participation policy shall be provided to each child at registration of any sport within the City of Hattiesburg.

The purpose of a sports league is to insure participation for all children within the City of Hattiesburg; the purpose of a participation policy is to insure a sports league for all the children of Hattiesburg.

AGREEMENT
ATTACHMENT III

CITY OF HATTIESBURG

EXPENDITURE WORKSHEETS

a. Worksheet Instructions
b. Equipment, supplies, and related purchases worksheet ***NOTE*** All invoices must be attached to the equipment/supplies purchase worksheet as documentation
c. Daily officials timesheet
d. Year end officials summary timesheet
NOTE All daily timesheets must be attached to the year end summary as documentation

AGREEMENT
ATTACHMENT IIIa

CITY OF HATTIESBURG

WORKSHEET INSTRUCTIONS

I. Supplies, Expenses and Related Purchases Worksheet:

Program personnel shall complete worksheet by listing the name of the vendor, date items were purchased, invoice number, total of the invoice and a brief description of items purchased on that invoice. All invoices MUST be turned in with worksheets at the end of the program for accounting purposes.

II. Daily Program Time Sheet:

If officials, scorekeepers, or other program personnel are funded through monies provided by the City, a daily accounting of these expenditures must be maintained. The daily timesheet must list the date the individual worked, they're name, address, social security number, number of games or hours they worked, total amount paid for particular day/night, and their signature.

III. Total Hours/Games Recap Sheet:

This sheet is a recap of the daily time sheets. At the completion of the program, the time sheets for each individual should be totaled and entered on the recap sheet. The daily timesheets MUST accompany the recap sheets at the end of the program for accounting purposes.

NOTE: Please return all expenditure reports to the City of Hattiesburg, City Clerks Office, 200 Forrest Street, Hattiesburg, MS 39401. If you have questions, please call (601) 545-4667.

STATE OF MISSISSIPPI

COUNTY OF FORREST

AGREEMENT

THIS AGREEMENT is entered into by and between, the **Hattiesburg Youth Soccer Association**, A Mississippi non-profit corporation, hereinafter referred to as **"HYSA"** and the **City of Hattiesburg, Mississippi,** a municipal corporation, hereinafter referred to as **"City"**, for the purpose of evidencing their agreement of understanding concerning the development and promotion of **Soccer Programs** for Hattiesburg area residents, and as such HYSA and the City do hereby agree and obligate themselves as follow, to-wit:

I.

HYSA has a long standing relationship with the City and will continue to develop and promote **Soccer Programs** at all levels of play for Hattiesburg area residents for a period of one (1) year beginning on the 1st day of October 2017, and terminating on the 30th day of September 2018. HYSA shall have the right and responsibility to operate all aspects of the youth soccer program including, but not limited to, organization of league, games, practices, obtaining coaches, obtaining officials, collection of fees, setting schedules, limiting rosters, soccer equipment, concessions, clinics, camps, tournaments and other related activities, duties and responsibilities.

HYSA shall provide to the City a written schedule before the start of its league play, games, practices, tournament, clinics, camps, and other related activities. The schedule(s) shall be inclusive of all scheduled dates and fields to be used and shall be provided tothe City no later than one (1) week prior to start of the event. All other tournaments, (sub-district, district, state, national, etc.) for which HYSA may bid to host shall be coordinated with the City

before bidding, as City facilities and maintenancefor the particular post-season tournament will be required. Program playing field specifications shall be provided to the City no less than two (2) weeks prior to the start of the program.

II

City shall be responsible for maintaining Tatum Park Soccer Complex as described in Attachment I for providing seating and electricity. In addition, City shall be responsible for maintaining all aspects of the Tatum Park Soccer Complex in good condition and fields to game ready specifications, including but not limited to the following on an as needed basis: mow and maintain the grass in a healthy state through the use of water, sprinkler system, fertilization, overseeding with rye, spraying for weeds, insect spraying, sanding to fill low areas, maintain proper grade of fields and maintaining good drainage for fields, lining fields for play, cleaning restrooms and facility areas including trash/garbage pickup, parking lots, roads, adequate lights, light poles, security, utilities, physical structures and related needs.

The City shall provide **Ten Thousand, Dollars ($10,000.00)** to be applied to the payment of referees, coaches, tournament expenses, equipment (may include items such as soccer balls, nets, goals, flags, etc), and to scholarship children who are residents of the city and who can't afford to pay full fee. The appropriate expenditure reports (Attachment III) shall be completed and filed with the City by October 31, 2018. HYSA shall have first priority use of and access to all Tatum Park soccer fields and related facilities for practices, games, clinics, camps, tournaments, and related activities, except that City does reserve the right to use said facilities for other functions if HYSA does not give the City at least thirty(30) days advance notice of its intended use of Tatum Park, and the City shall coordinate the scheduling of its functions with HYSA so as to prevent the scheduling of functions that are detrimental to HYSA's overall soccer program. See Attachment IIa for Policy on General Public Use of Facilities.

III.

HYSA does hereby obligate itself to comply with the policies of the City: That all soccer programs shall be open to all citizens of the Hattiesburg area regardless of his/her ability to pay full fees charged for participation in said programs; and that the City's nondiscrimination policy(Attachment IIb) shall be observed. See Attachment II for all pertinent City policies.

IV.

It is understood by and between parties that this Agreement may be terminated by either party for any reason upon ninty (90) days written notice of their intention to terminate this Agreement.

V.

HYSA does hereby agree that it will hold harmless and indemnify the City from any and all liability and damages of any kind whatsoever resulting from the negligent or intential tortious operation of the soccer program. The Liability Policy of the City is attached as Attachment IIc.

HYSA does hereby agree to appropriately acknowledge City's contribution to the Soccer Program in a public manner, through the use of such media that is appropiate. HYSA does hereby obligate itself to comply with National Standards for Youth Sports and Coach Review Policy(Attachments IId and IIe, respectively) adopted by the City Council.

VI.

HYSA does hereby obligate itself to comply with the Sports Participation Policy, which is attached as Attachment IIf.

VII.

WITNESS the signatures of HYSA and the City to duplicate originals of this Agreement on this, the ____day of _____, A.D., _____.

HATTIESBURG YOUTH SOCCER ASSOCIATION

BY:_____
Matthew Boyd, President

CITY OF HATTIESBURG, MISSISSIPPI

BY:_____
Toby Barker, Mayor

ATTEST:

_____
City Clerk

(SEAL)

AGREEMENT
ATTACHMENT I

CITY OF HATTIESBURG

MAINTENANCE POLICY

Includes:

1. Mow on regular basis
2. Clean restrooms and facility area
3. Wash bleachers, as needed
4. Line fields
5. Fill low/soft sports

The City of Hattiesburg reserves the right to increase or decrease the amount and/or type of maintenance.

NOTE: Fields and restrooms must be left in a presentable condition (litter control) after use of fields by contracted organizations. Special attention should be noticed when City Maintenance Department is not working the day after scheduled games.

Maintenance Agreement for all tournaments will be negotiated.

The decision to call games is a joint decision, however, the City reserves the right to call any game(s) for safety reasons or to prevent damage to the field(s).

The Administration section of the Recreation Department manages the contracts.

AGREEMENT
ATTACHMENT II

CITY OF HATTIESBURG

CITY POLICIES

a. General Public Use of Facility Policy

b. Nondiscrimination Policy

c. Liability Policy

d. National Standards for Youth Sports Policy

e. Coach Certification Review Policy

f. Sports Participation Policy

AGREEMENT
ATTACHMENT IIa

CITY OF HATTIESBURG

GENERAL PUBLIC USE OF FACILITY POLICY

Facilities under lease, owned by the City of Hattiesburg, were funded by the citizens of Hattiesburg. The City does reserve the right to make its facilities for other functions when not in use by organizations leasing City facilities.

AGREEMENT
ATTACHMENT IIb

CITY OF HATTIESBURG

NONDISCRIMINATION POLICY

The City of Hattiesburg does not discriminate on the basis of Color, Race, Creed, National Origin, Sex, or Religion nor on the basis of disabling conditions in the admission or access to services provided through its programs and activities.

AGREEMENT
ATTACHMENT IIc

CITY OF HATTIESBURG

LIABILITY POLICY

There are inherent risks and recognized hazards associated with participation in sports and recreational activities. By participating in these programs, the participant assumes those risks and liabilities. The City of Hattiesburg assumes no liability nor does it afford medical coverage for injuries caused by participation of individuals, groups, teams, etc. in sports and recreational programs. Organizations shall maintain a minimum of $500,000.00 general liability insurance and list the City of Hattiesburg as a certificate holder.

AGREEMENT
ATTACHMENT IId

CITY OF HATTIESBURG

NATIONAL STANDARDS FOR YOUTH SPORTS POLICY

These standards are endorsed and supported by
26 National Agencies and Organizations

STANDARD #1 – PROPER SPORTS ENVIRONMENT
Parents must consider and carefully choose the proper environment for their child, including the appropriate age and development for participation, the type of sport, the rules in the sport, the age range of the participants, and the proper level of physical and emotional stress.

STANDARD #2 – PROGRAMS BASED ON THE WELL-BEING OF CHILDREN
Parents must select youth sports programs that are developed and organized to enhance the emotional, physical, social, and educational well being of children.

STANDARD #3 – DRUG AND ALCOHOL – FREE ENVIRONMENT
Parents must encourage a drug and alcohol-free environment for their children.

STANDARD #4 – PART OF A CHILD'S LIFE
Parents must recognize that youth sports are only a small part of a child's life.

STANDARD # 5 – TRAINING
Parents must insist that coaches are trained and certified.

STANDARD #6 – PARENTS' ACTIVE ROLE
Parents must make a serious effort to take an active role in the youth sports experience of their child providing a positive support as a spectator, coach, and league administrator and/or caring parent.

STANDARD #7 – POSITIVE ROLE MODELS
Parents must be a positive role model exhibiting sportsmanlike behavior at game, practices, and home, while also giving positive reinforcement to their child and support to their child's coaches.

STANDARD #8 – PARENTAL COMMITMENT
Parents must demonstrate their commitment to their child's youth sports experience by annually signing a parental code of ethics.

STANDARD #9 – SAFE-PLAYING SITUATION
Parents must insist on safe-playing facilities, healthful playing situation, and proper first-aid applications, should the need arise.

STANDARD #10 – EQUAL PLAY OPPORTUNITY
Parents, coaches, and league administrators must provide equal sports play opportunity for all youth regardless of race, creed, sex, or economic status of ability.

STANDARD # 11 - DRUG AND ALCOHOL-FREE ADULTS
Parents must be rug and alcohol-free at youth league sporting events.

AGREEMENT
ATTACHMENT IIe

CITY OF HATTIESBURG

COACH REVIEW POLICY

Whereas, the City of Hattiesburg requires completion of a certification program for youth sport coaches whereby the coaches are schooled in the psychology of coaching youth sports, maximizing performance, injury prevention, first aid, and emphasizes a drug and alcohol-free environment for youth sports and recognizes the great influence youth coaches have on our youth.

AGREEMENT
ATTACHMENT IIf

CITY OF HATTIESBURG

YOUTH SPORTS PARTICIPATION POLICY

The Hattiesburg Parks and Recreation Division offers a diversified youth sports program designed to meet the recreational needs of the Hattiesburg area. The City's philosophy is to promote the development of strong character, a good attitude, and a sense of responsibility and citizenship in participants, using a recreation as a vehicle.

This philosophy, as important as it is, must be carried out primarily by volunteers, with support and guidance provided by the Parks and Recreation Division staff, underscoring the importance of recruiting the best volunteers available-people who can apply the City's philosophy for the good of the children involved.

Every sport sponsored by the Parks and Recreation Division is conducted on facilities provided and maintained by the City of Hattiesburg, funded in large part by the citizens of Hattiesburg. This policy necessitates a move toward more participation by every member of recreation league team.

The City feels strongly that the sport programs offered to the children of Hattiesburg should be fun, educational, and developmental; and the only way to teach these values is for the children to participate a substantial amount of time in each competitive event. Every league within the City, without exception, will follow the following guidelines.

In all games, all registered participants shall play in the following sports a minimum of:

Football – 4 minutes of the game (Flag Football)
Basketball – 2 minutes (Elementary School Age)
Soccer – One Full Half (HYSA)

Baseball and Softball – each player must at least play 3 consecutive defensive outs, and bat once in a full game. In games shortened due to the 10-run rule, acts of God, time limit expiration or other reasons will require the time at bat.

Note: A manager or coach is not required to play a player who is ill, injured or is under reasonable disciplinary restrictions or for other justifiable reasons, provided he informs the opposing coach and scorekeeper prior to the beginning of the game.

In order to assist the teams and coaches and to insure maximum participation of all children, the number of members on a team should be limited as follows:

(1)	Football	20 players
(2)	Basketball	10 players
(3)	Soccer	14 players
(4)	Baseball	14 players
(5)	Softball	14 players

The limitation of players on teams may mean the additional of other divisions within leagues and the addition of multiple all-star teams within leagues. This is viewed again, to be an opportunity to bring about additional participation for children within City recreation programs. In all-star competition, the number of children participating on each team may be increased according to the rules of the organization sponsoring the all-star program.

Every league within the City of Hattiesburg must comply with and follow this policy and insure that each coach and league official is familiar with the policy and complies at all times. If a coach fails to play a child the minimum participation limit, the following sanctions will be imposed on said coach, **without exception**, to-wit:

(1) The first offense will result in the coach receiving a letter or reprimand from the governing board of the league. The child concerned will play the entire next game.

(2) The second offense by the same coach will result in the coach being suspended from the league for the next week. The child concerned will play the entire next game.

(3) The third offense by the same coach will result in expulsion of the coach from any City program in any and all capacities for a minimum of two (2) calendar years. The child concerned will play the entire next game.

(4) If any coach fails to play any child as required in any league championship game or any play-off game affecting the league championship, then that coach, no matter which offense, will be suspended from the league and unable to participate in any post-season activities. The team that fails to have full participation by all players will forfeit the game.

(5) If any coach fails to play any child as required herein in any all-star or tournament game, then that coach, no matter which offense, will be expelled from coaching in any City program in any and all capacities for a minimum of two (2) calendar years.

The individual leagues will notify the Hattiesburg Recreation Department whenever it becomes necessary to take any action against a coach for failure to comply with the participation policy.

A copy of this participation policy shall be provided to each child at registration of any sport within the City of Hattiesburg.

The purpose of a sports league is to insure participation for all children within the City of Hattiesburg; the purpose of a participation policy is to insure a sports league for all the children of Hattiesburg.

AGREEMENT
ATTACHMENT III

CITY OF HATTIESBURG

EXPENDITURE WORKSHEETS

a. Worksheet Instructions
b. Equipment, supplies, and related purchases worksheet ***NOTE*** All invoices must be attached to the equipment/supplies purchase worksheet as documentation
c. Daily officials timesheet
d. Year end officials summary timesheet
NOTE All daily timesheets must be attached to the year end summary as documentation

AGREEMENT
ATTACHMENT IIIa

CITY OF HATTIESBURG

WORKSHEET INSTRUCTIONS

I. Supplies, Expenses and Related Purchases Worksheet:

Program personnel shall complete worksheet by listing the name of the vendor, date items were purchased, invoice number, total of the invoice and a brief description of items purchased on that invoice. All invoices **MUST** be turned in with worksheets at the end of the program for accounting purposes.

II. Daily Program Time Sheet:

If officials, scorekeepers, or other program personnel are funded through monies provided by the City, a daily accounting of these expenditures must be maintained. The daily timesheet must list the date the individual worked, they're name, address, social security number, number of games or hours they worked, total amount paid for particular day/night, and their signature.

III. Total Hours/Games Recap Sheet:

This sheet is a recap of the daily time sheets. At the completion of the program, the time sheets for each individual should be totaled and entered on the recap sheet. The daily timesheets **MUST** accompany the recap sheets at the end of the program for accounting purposes.

NOTE: Please return all expenditure reports to the City of Hattiesburg, City Clerks Office, 200 Forrest Street, Hattiesburg, MS 39401. If you have questions, please call (601) 545-4667.

City of Hattiesburg, MS

200 Forrest St.
P.O. Box 1898
Hattiesburg, MS 39401

Master

File Number: 2018-166

File ID:	2018-166	**Type:**	Regular Agenda Item	**Status:**	Agenda Ready
Version:	1	**Reference:**		**In Control:**	City Council
Requester:	Ann Jones			**File Created:**	01/26/2018
Brief Title:	Authorize Mayor to execute Little League Baseball Agreement, 10-1-17 through 9-30-18.			**Final Action:**	02/06/2018
				Minute Book Number:	MB2018-27

Title:

Authorize Mayor to execute duplicate original agreement between City of Hattiesburg Parks and Recreation Department and Hattiesburg Little League to operate and promote Little League Baseball for Hattiesburg residents from October 1, 2017 through September 30, 2018.

Notes:			
		Agenda Date:	02/06/2018
Indexes:		**Agenda Number:**	VI.-12
Sponsors:		**Enactment Date:**	
Attachments:	Little League Contract 2018-, Contract Attachments, executed Little League Contract 2018-	**Enactment Number:**	
Contact:		**Meeting Date:**	02/06/2018
Drafter:	Ann Jones	**Effective Date:**	

History of Legislative File

Version:	Acting Body:	Date:	Action:	Sent To:	Due Date:	Return Date:	Result:
1	City Council	02/06/2018	Authorize				Pass

Action Text: A MOTION was made by Council Member Delgado and seconded by Council Member Brown to Authorize Mayor to execute duplicate original agreement between City of Hattiesburg Parks and Recreation Department and Hattiesburg Little League to operate and promote Little League Baseball for Hattiesburg residents from October 1, 2017 through September 30, 2018.

There being no discussion, the Motion received the affirmative vote of the Council as follows:

Yeas: 5 - George, Delgado, Carroll, Dryden and Brown

Nays: 0

Yea: 5 Council Member George
Council Member Delgado
Council President Carroll
Council Vice President Dryden
Council Member Brown

Text of Legislative File 2018-166

Title

Authorize Mayor to execute duplicate original agreement between City of Hattiesburg Parks and Recreation Department and Hattiesburg Little League to operate and promote Little League Baseball for Hattiesburg residents from October 1, 2017 through September 30, 2018.

Summary

Authorize Mayor to execute Little League Baseball Agreement, 10-1-17 through 9-30-18.

Budget Information

002315.6049

Expenditure Type

Regular Budget Item

Purchasing Item

Publication Information

STATE OF MISSISSIPPI

COUNTY OF FORREST

REVISED AGREEMENT

WHEREAS, the **Hattiesburg Chapter of the Hattiesburg Little League Association**, hereinafter referred to as "**Association**" and the **City of Hattiesburg, Mississippi**, a municipal corporation, hereinafter referred to as "**City**", has entered into Discussion with view of Association developing and promoting **Little League and Senior League Baseball** for Hattiesburg residents, and the parties hereto desire to reduce to writing their agreement of understanding with a properly executed copy of Agreement provided to each party. Association and City do hereby agree and obligate themselves as follows, to-wit:

I.

Association will hereby develop and promote **Little League and Senior League Baseball** for Hattiesburg area residents for a period of one (1) year beginning on the 1st day of October 2017, and terminating on the 30th day of September 2018. Association shall be responsible for operation of **The Baseball Program** including, but not limited to **organization of Leagues, obtaining Coaches, obtaining officials, collection of fees, setting schedules, limiting rosters** and other related duties and responsibilities. The program will operate **March 1, 2018** thru **August 31, 2018.** Concessions, tournaments, clinics, and other money-making events will be covered by a separate agreement. Association shall provide to the City a written practice and game schedule. This schedule shall be inclusive of all scheduled dates and fields to be used. Season schedules shall be provided to the City no later than two (2) weeks prior to the start of the season. Make-up

game schedules shall be provided to the City no later than one (1) day prior to the scheduled make-up game. All recreation league regular season ending tournament schedules shall be provided to the City no later than one (1) week prior to the start of the scheduled tournament. All other tournaments, (sub-district, district, state, national, etc.), shall be addressed by a separated contract. It shall be the responsibility of the Association to confirm potential post-season tournament dates with the City before bidding if use of City facilities or any maintenance for the particular post-season tournament will be required. Program playing field specifications shall be provided to the City no less than four (4) weeks prior to the start of the program.

II.

City shall be responsible for maintaining **The Dahmer Park Baseball Fields** as described in Attachment I for providing seating and electricity.

The City shall provide **Eighteen Thousand, Seven Hundred Eighty Four Dollars ($18,784.00)** to be applied to the payment of officials and equipment (to include **Baseballs, Baseball Bats, Baseball pants, Catchers Equipment and Batting Helmet**s, **and Other Equipment as Necessary**). **The City of Hattiesburg shall provide Fourteen Thousand, Two Hundred Eighty Four Dollars ($14,284.00); Forrest County shall provide Four Thousand, Five Hundred Dollars ($4,500.00) as per Forrest County Minute Order 637-0454 dated May 15, 2017.** The appropriate expenditure reports (Attachment III) shall be completed and filed with the City by October 31, 2018. The City does reserve the right to use facilities for other functions. See Attachment IIa for Policy on General Public Use of Facilities.

III.

Association does hereby obligate itself to comply with the policies of the City: That all recreation programs shall be open to all citizens of the Hattiesburg area regardless of his/her ability to pay any fees charged for participation in said programs; and that the City nondiscrimination policy (Attachment IIb) shall be observed. See Attachment II for all pertinent City policies.

IV.

It is understood by and between parties that this Agreement may be terminated by either party for any reason upon thirty (30) days written notice of their intention to terminate this Agreement.

V.

Association does hereby agree that it will hold harmless and indemnify the City from any and all liability and damages of any kind whatsoever resulting from the operation of this recreational program. The Liability Policy of the City is attached as Attachment IIc.

Association does hereby agree to appropriately acknowledge City contribution to the programming a public manner such as on ad boards, patches, and in all media. Association does hereby obligate itself to comply with National Standards for Youth Sports and Coach Review Policy (Attachments IId and IIe, respectively) adopted by the City Council.

VI.

Association does hereby obligate itself to comply with the Sports Participation Policy which is attached as Attachment IIf.

VII.

WITNESS the signatures of Contractor and City to duplicate originals of this Agreement on this, the _____ day of _____, A.D., _____.

Contractor

Hattiesburg Little League Association

BY: _____

CITY OF HATTIESBURG, MISSISSIPPI

BY: _____
Toby Barker, Mayor

ATTEST:

_____
KERMAS EATON, CITY CLERK

(SEAL)

AGREEMENT
ATTACHMENT I

CITY OF HATTIESBURG

MAINTENANCE POLICY

Includes:

1. Mow on regular basis
2. Clean restrooms and facility area
3. Wash bleachers, as needed
4. Line fields
5. Fill low/soft sports

The City of Hattiesburg reserves the right to increase or decrease the amount and/or type of maintenance.

NOTE: Fields and restrooms must be left in a presentable condition (litter control) after use of fields by contracted organizations. Special attention should be noticed when City Maintenance Department is not working the day after scheduled games.

Maintenance Agreement for all tournaments will be negotiated.

The decision to call games is a joint decision, however, the City reserves the right to call any game(s) for safety reasons or to prevent damage to the field(s).

The Administration section of the Recreation Department manages the contracts.

AGREEMENT
ATTACHMENT II

CITY OF HATTIESBURG

CITY POLICIES

a. General Public Use of Facility Policy

b. Nondiscrimination Policy

c. Liability Policy

d. National Standards for Youth Sports Policy

e. Coach Certification Review Policy

f. Sports Participation Policy

AGREEMENT
ATTACHMENT IIa

CITY OF HATTIESBURG

GENERAL PUBLIC USE OF FACILITY POLICY

Facilities under lease, owned by the City of Hattiesburg, were funded by the citizens of Hattiesburg. The City does reserve the right to make its facilities for other functions when not in use by organizations leasing City facilities.

AGREEMENT
ATTACHMENT IIb

CITY OF HATTIESBURG

NONDISCRIMINATION POLICY

The City of Hattiesburg does not discriminate on the basis of Color, Race, Creed, National Origin, Sex, or Religion nor on the basis of disabling conditions in the admission or access to services provided through its programs and activities.

AGREEMENT
ATTACHMENT IIc

CITY OF HATTIESBURG

LIABILITY POLICY

There are inherent risks and recognized hazards associated with participation in sports and recreational activities. By participating in these programs, the participant assumes those risks and liabilities. The City of Hattiesburg assumes no liability nor does it afford medical coverage for injuries caused by participation of individuals, groups, teams, etc. in sports and recreational programs. Organizations shall maintain a minimum of $500,000.00 general liability insurance and list the City of Hattiesburg as a certificate holder.

AGREEMENT
ATTACHMENT IId

CITY OF HATTIESBURG

NATIONAL STANDARDS FOR YOUTH SPORTS POLICY

These standards are endorsed and supported by
26 National Agencies and Organizations

STANDARD #1 – PROPER SPORTS ENVIRONMENT
Parents must consider and carefully choose the proper environment for their child, including the appropriate age and development for participation, the type of sport, the rules in the sport, the age range of the participants, and the proper level of physical and emotional stress.

STANDARD #2 – PROGRAMS BASED ON THE WELL-BEING OF CHILDREN
Parents must select youth sports programs that are developed and organized to enhance the emotional, physical, social, and educational well being of children.

STANDARD #3 – DRUG AND ALCOHOL – FREE ENVIRONMENT
Parents must encourage a drug and alcohol-free environment for their children.

STANDARD #4 – PART OF A CHILD'S LIFE
Parents must recognize that youth sports are only a small part of a child's life.

STANDARD # 5 – TRAINING
Parents must insist that coaches are trained and certified.

STANDARD #6 – PARENTS' ACTIVE ROLE
Parents must make a serious effort to take an active role in the youth sports experience of their child providing a positive support as a spectator, coach, and league administrator and/or caring parent.

STANDARD #7 – POSITIVE ROLE MODELS
Parents must be a positive role model exhibiting sportsmanlike behavior at game, practices, and home, while also giving positive reinforcement to their child and support to their child's coaches.

STANDARD #8 – PARENTAL COMMITMENT
Parents must demonstrate their commitment to their child's youth sports experience by annually signing a parental code of ethics.

STANDARD #9 – SAFE-PLAYING SITUATION
Parents must insist on safe-playing facilities, healthful playing situation, and proper first-aid applications, should the need arise.

STANDARD #10 – EQUAL PLAY OPPORTUNITY
Parents, coaches, and league administrators must provide equal sports play opportunity for all youth regardless of race, creed, sex, or economic status of ability.

STANDARD # 11 - DRUG AND ALCOHOL-FREE ADULTS
Parents must be rug and alcohol-free at youth league sporting events.

AGREEMENT
ATTACHMENT IIe

CITY OF HATTIESBURG

COACH REVIEW POLICY

Whereas, the City of Hattiesburg requires completion of a certification program for youth sport coaches whereby the coaches are schooled in the psychology of coaching youth sports, maximizing performance, injury prevention, first aid, and emphasizes a drug and alcohol-free environment for youth sports and recognizes the great influence youth coaches have on our youth.

AGREEMENT
ATTACHMENT IIf

CITY OF HATTIESBURG

YOUTH SPORTS PARTICIPATION POLICY

The Hattiesburg Parks and Recreation Division offers a diversified youth sports program designed to meet the recreational needs of the Hattiesburg area. The City's philosophy is to promote the development of strong character, a good attitude, and a sense of responsibility and citizenship in participants, using a recreation as a vehicle.

This philosophy, as important as it is, must be carried out primarily by volunteers, with support and guidance provided by the Parks and Recreation Division staff, underscoring the importance of recruiting the best volunteers available-people who can apply the City's philosophy for the good of the children involved.

Every sport sponsored by the Parks and Recreation Division is conducted on facilities provided and maintained by the City of Hattiesburg, funded in large part by the citizens of Hattiesburg. This policy necessitates a move toward more participation by every member of recreation league team.

The City feels strongly that the sport programs offered to the children of Hattiesburg should be fun, educational, and developmental; and the only way to teach these values is for the children to participate a substantial amount of time in each competitive event. Every league within the City, without exception, will follow the following guidelines.

In all games, all registered participants shall play in the following sports a minimum of:

Football – 4 minutes of the game (Flag Football)
Basketball – 2 minutes (Elementary School Age)
Soccer – One Full Half (HYSA)

Baseball and Softball – each player must at least play 3 consecutive defensive outs, and bat once in a full game. In games shortened due to the 10-run rule, acts of God, time limit expiration or other reasons will require the time at bat.

Note: A manager or coach is not required to play a player who is ill, injured or is under reasonable disciplinary restrictions or for other justifiable reasons, provided he informs the opposing coach and scorekeeper prior to the beginning of the game.

In order to assist the teams and coaches and to insure maximum participation of all children, the number of members on a team should be limited as follows:

(1)	Football	20 players
(2)	Basketball	10 players
(3)	Soccer	14 players
(4)	Baseball	14 players
(5)	Softball	14 players

The limitation of players on teams may mean the additional of other divisions within leagues and the addition of multiple all-star teams within leagues. This is viewed again, to be an opportunity to bring about additional participation for children within City recreation programs. In all-star competition, the number of children participating on each team may be increased according to the rules of the organization sponsoring the all-star program.

Every league within the City of Hattiesburg must comply with and follow this policy and insure that each coach and league official is familiar with the policy and complies at all times. If a coach fails to play a child the minimum participation limit, the following sanctions will be imposed on said coach, <u>without exception</u>, to-wit:

(1) The first offense will result in the coach receiving a letter or reprimand from the governing board of the league. The child concerned will play the entire next game.

(2) The second offense by the same coach will result in the coach being suspended from the league for the next week. The child concerned will play the entire next game.

(3) The third offense by the same coach will result in expulsion of the coach from any City program in any and all capacities for a minimum of two (2) calendar years. The child concerned will play the entire next game.

(4) If any coach fails to play any child as required in any league championship game or any play-off game affecting the league championship, then that coach, no matter which offense, will be suspended from the league and unable to participate in any post-season activities. The team that fails to have full participation by all players will forfeit the game.

(5) If any coach fails to play any child as required herein in any all-star or tournament game, then that coach, no matter which offense, will be expelled from coaching in any City program in any and all capacities for a minimum of two (2) calendar years.

The individual leagues will notify the Hattiesburg Recreation Department whenever it becomes necessary to take any action against a coach for failure to comply with the participation policy.

A copy of this participation policy shall be provided to each child at registration of any sport within the City of Hattiesburg.

The purpose of a sports league is to insure participation for all children within the City of Hattiesburg; the purpose of a participation policy is to insure a sports league for all the children of Hattiesburg.

AGREEMENT
ATTACHMENT III

CITY OF HATTIESBURG

EXPENDITURE WORKSHEETS

a. Worksheet Instructions
b. Equipment, supplies, and related purchases worksheet ***NOTE*** All invoices must be attached to the equipment/supplies purchase worksheet as documentation
c. Daily officials timesheet
d. Year end officials summary timesheet
NOTE All daily timesheets must be attached to the year end summary as documentation

AGREEMENT
ATTACHMENT IIIa

CITY OF HATTIESBURG

WORKSHEET INSTRUCTIONS

I. Supplies, Expenses and Related Purchases Worksheet:

Program personnel shall complete worksheet by listing the name of the vendor, date items were purchased, invoice number, total of the invoice and a brief description of items purchased on that invoice. All invoices MUST be turned in with worksheets at the end of the program for accounting purposes.

II. Daily Program Time Sheet:

If officials, scorekeepers, or other program personnel are funded through monies provided by the City, a daily accounting of these expenditures must be maintained. The daily timesheet must list the date the individual worked, they're name, address, social security number, number of games or hours they worked, total amount paid for particular day/night, and their signature.

III. Total Hours/Games Recap Sheet:

This sheet is a recap of the daily time sheets. At the completion of the program, the time sheets for each individual should be totaled and entered on the recap sheet. The daily timesheets MUST accompany the recap sheets at the end of the program for accounting purposes.

NOTE: Please return all expenditure reports to the City of Hattiesburg, City Clerks Office, 200 Forrest Street, Hattiesburg, MS 39401. If you have questions, please call (601) 545-4667.

STATE OF MISSISSIPPI

COUNTY OF FORREST

REVISED AGREEMENT

WHEREAS, the **Hattiesburg Chapter of the Hattiesburg Little League Association**, hereinafter referred to as "**Association**" and the **City of Hattiesburg, Mississippi**, a municipal corporation, hereinafter referred to as "**City**", has entered into Discussion with view of Association developing and promoting **Little League and Senior League Baseball** for Hattiesburg residents, and the parties hereto desire to reduce to writing their agreement of understanding with a properly executed copy of Agreement provided to each party. Association and City do hereby agree and obligate themselves as follows, to-wit:

I.

Association will hereby develop and promote **Little League and Senior League Baseball** for Hattiesburg area residents for a period of one (1) year beginning on the 1st day of October 2017, and terminating on the 30th day of September 2018. Association shall be responsible for operation of **The Baseball Program** including, but not limited to **organization of Leagues, obtaining Coaches, obtaining officials, collection of fees, setting schedules, limiting rosters** and other related duties and responsibilities. The program will operate **March 1, 2018** thru **August 31, 2018.** Concessions, tournaments, clinics, and other money-making events will be covered by a separate agreement. Association shall provide to the City a written practice and game schedule. This schedule shall be inclusive of all scheduled dates and fields to be used. Season schedules shall be provided to the City no later than two (2) weeks prior to the start of the season. Make-up

game schedules shall be provided to the City no later than one (1) day prior to the scheduled make-up game. All recreation league regular season ending tournament schedules shall be provided to the City no later than one (1) week prior to the start of the scheduled tournament. All other tournaments, (sub-district, district, state, national, etc.), shall be addressed by a separated contract. It shall be the responsibility of the Association to confirm potential post-season tournament dates with the City before bidding if use of City facilities or any maintenance for the particular post-season tournament will be required. Program playing field specifications shall be provided to the City no less than four (4) weeks prior to the start of the program.

II.

City shall be responsible for maintaining **The Dahmer Park Baseball Fields** as described in Attachment I for providing seating and electricity.

The City shall provide **Eighteen Thousand, Seven Hundred Eighty Four Dollars ($18,784.00)** to be applied to the payment of officials and equipment (to include **Baseballs, Baseball Bats, Baseball pants, Catchers Equipment and Batting Helmets, and Other Equipment as Necessary). The City of Hattiesburg shall provide Fourteen Thousand, Two Hundred Eighty Four Dollars ($14,284.00); Forrest County shall provide Four Thousand, Five Hundred Dollars ($4,500.00) as per Forrest County Minute Order 637-0454 dated May 15, 2017.** The appropriate expenditure reports (Attachment III) shall be completed and filed with the City by October 31, 2018. The City does reserve the right to use facilities for other functions. See Attachment IIa for Policy on General Public Use of Facilities.

III.

Association does hereby obligate itself to comply with the policies of the City: That all recreation programs shall be open to all citizens of the Hattiesburg area regardless of his/her ability to pay any fees charged for participation in said programs; and that the City nondiscrimination policy (Attachment IIb) shall be observed. See Attachment II for all pertinent City policies.

IV.

It is understood by and between parties that this Agreement may be terminated by either party for any reason upon thirty (30) days written notice of their intention to terminate this Agreement.

V.

Association does hereby agree that it will hold harmless and indemnify the City from any and all liability and damages of any kind whatsoever resulting from the operation of this recreational program. The Liability Policy of the City is attached as Attachment IIc.

Association does hereby agree to appropriately acknowledge City contribution to the programming a public manner such as on ad boards, patches, and in all media. Association does hereby obligate itself to comply with National Standards for Youth Sports and Coach Review Policy (Attachments IId and IIe, respectively) adopted by the City Council.

VI.

Association does hereby obligate itself to comply with the Sports Participation Policy which is attached as Attachment IIf.

VII.

WITNESS the signatures of Contractor and City to duplicate originals of this Agreement on this, the _____ day of _____, A.D., _____.

Contractor

Hattiesburg Little League Association

BY: _____

CITY OF HATTIESBURG, MISSISSIPPI

BY: _____
Toby Barker, Mayor

ATTEST:

_____
KERMAS EATON, CITY CLERK

(SEAL)

AGREEMENT
ATTACHMENT I

CITY OF HATTIESBURG

MAINTENANCE POLICY

Includes:

1. Mow on regular basis
2. Clean restrooms and facility area
3. Wash bleachers, as needed
4. Line fields
5. Fill low/soft sports

The City of Hattiesburg reserves the right to increase or decrease the amount and/or type of maintenance.

NOTE: Fields and restrooms must be left in a presentable condition (litter control) after use of fields by contracted organizations. Special attention should be noticed when City Maintenance Department is not working the day after scheduled games.

Maintenance Agreement for all tournaments will be negotiated.

The decision to call games is a joint decision, however, the City reserves the right to call any game(s) for safety reasons or to prevent damage to the field(s).

The Administration section of the Recreation Department manages the contracts.

AGREEMENT
ATTACHMENT II

CITY OF HATTIESBURG

CITY POLICIES

a. General Public Use of Facility Policy

b. Nondiscrimination Policy

c. Liability Policy

d. National Standards for Youth Sports Policy

e. Coach Certification Review Policy

f. Sports Participation Policy

AGREEMENT
ATTACHMENT IIa

CITY OF HATTIESBURG

GENERAL PUBLIC USE OF FACILITY POLICY

Facilities under lease, owned by the City of Hattiesburg, were funded by the citizens of Hattiesburg. The City does reserve the right to make its facilities for other functions when not in use by organizations leasing City facilities.

AGREEMENT
ATTACHMENT IIb

CITY OF HATTIESBURG

NONDISCRIMINATION POLICY

The City of Hattiesburg does not discriminate on the basis of Color, Race, Creed, National Origin, Sex, or Religion nor on the basis of disabling conditions in the admission or access to services provided through its programs and activities.

AGREEMENT
ATTACHMENT IIc

CITY OF HATTIESBURG

LIABILITY POLICY

There are inherent risks and recognized hazards associated with participation in sports and recreational activities. By participating in these programs, the participant assumes those risks and liabilities. The City of Hattiesburg assumes no liability nor does it afford medical coverage for injuries caused by participation of individuals, groups, teams, etc. in sports and recreational programs. Organizations shall maintain a minimum of $500,000.00 general liability insurance and list the City of Hattiesburg as a certificate holder.

AGREEMENT
ATTACHMENT IId

CITY OF HATTIESBURG

NATIONAL STANDARDS FOR YOUTH SPORTS POLICY

These standards are endorsed and supported by
26 National Agencies and Organizations

STANDARD #1 – PROPER SPORTS ENVIRONMENT
Parents must consider and carefully choose the proper environment for their child, including the appropriate age and development for participation, the type of sport, the rules in the sport, the age range of the participants, and the proper level of physical and emotional stress.

STANDARD #2 – PROGRAMS BASED ON THE WELL-BEING OF CHILDREN
Parents must select youth sports programs that are developed and organized to enhance the emotional, physical, social, and educational well being of children.

STANDARD #3 – DRUG AND ALCOHOL – FREE ENVIRONMENT
Parents must encourage a drug and alcohol-free environment for their children.

STANDARD #4 – PART OF A CHILD'S LIFE
Parents must recognize that youth sports are only a small part of a child's life.

STANDARD # 5 – TRAINING
Parents must insist that coaches are trained and certified.

STANDARD #6 – PARENTS' ACTIVE ROLE
Parents must make a serious effort to take an active role in the youth sports experience of their child providing a positive support as a spectator, coach, and league administrator and/or caring parent.

STANDARD #7 – POSITIVE ROLE MODELS
Parents must be a positive role model exhibiting sportsmanlike behavior at game, practices, and home, while also giving positive reinforcement to their child and support to their child's coaches.

STANDARD #8 – PARENTAL COMMITMENT
Parents must demonstrate their commitment to their child's youth sports experience by annually signing a parental code of ethics.

STANDARD #9 – SAFE-PLAYING SITUATION
Parents must insist on safe-playing facilities, healthful playing situation, and proper first-aid applications, should the need arise.

STANDARD #10 – EQUAL PLAY OPPORTUNITY
Parents, coaches, and league administrators must provide equal sports play opportunity for all youth regardless of race, creed, sex, or economic status of ability.

STANDARD # 11 - DRUG AND ALCOHOL-FREE ADULTS
Parents must be rug and alcohol-free at youth league sporting events.

AGREEMENT
ATTACHMENT IIe

CITY OF HATTIESBURG

COACH REVIEW POLICY

Whereas, the City of Hattiesburg requires completion of a certification program for youth sport coaches whereby the coaches are schooled in the psychology of coaching youth sports, maximizing performance, injury prevention, first aid, and emphasizes a drug and alcohol-free environment for youth sports and recognizes the great influence youth coaches have on our youth.

AGREEMENT
ATTACHMENT IIf

CITY OF HATTIESBURG

YOUTH SPORTS PARTICIPATION POLICY

The Hattiesburg Parks and Recreation Division offers a diversified youth sports program designed to meet the recreational needs of the Hattiesburg area. The City's philosophy is to promote the development of strong character, a good attitude, and a sense of responsibility and citizenship in participants, using a recreation as a vehicle.

This philosophy, as important as it is, must be carried out primarily by volunteers, with support and guidance provided by the Parks and Recreation Division staff, underscoring the importance of recruiting the best volunteers available-people who can apply the City's philosophy for the good of the children involved.

Every sport sponsored by the Parks and Recreation Division is conducted on facilities provided and maintained by the City of Hattiesburg, funded in large part by the citizens of Hattiesburg. This policy necessitates a move toward more participation by every member of recreation league team.

The City feels strongly that the sport programs offered to the children of Hattiesburg should be fun, educational, and developmental; and the only way to teach these values is for the children to participate a substantial amount of time in each competitive event. Every league within the City, without exception, will follow the following guidelines.

In all games, all registered participants shall play in the following sports a minimum of:

Football – 4 minutes of the game (Flag Football)
Basketball – 2 minutes (Elementary School Age)
Soccer – One Full Half (HYSA)

Baseball and Softball – each player must at least play 3 consecutive defensive outs, and bat once in a full game. In games shortened due to the 10-run rule, acts of God, time limit expiration or other reasons will require the time at bat.

Note: A manager or coach is not required to play a player who is ill, injured or is under reasonable disciplinary restrictions or for other justifiable reasons, provided he informs the opposing coach and scorekeeper prior to the beginning of the game.

In order to assist the teams and coaches and to insure maximum participation of all children, the number of members on a team should be limited as follows:

(1)	Football	20 players
(2)	Basketball	10 players
(3)	Soccer	14 players
(4)	Baseball	14 players
(5)	Softball	14 players

The limitation of players on teams may mean the additional of other divisions within leagues and the addition of multiple all-star teams within leagues. This is viewed again, to be an opportunity to bring about additional participation for children within City recreation programs. In all-star competition, the number of children participating on each team may be increased according to the rules of the organization sponsoring the all-star program.

Every league within the City of Hattiesburg must comply with and follow this policy and insure that each coach and league official is familiar with the policy and complies at all times. If a coach fails to play a child the minimum participation limit, the following sanctions will be imposed on said coach, **without exception**, to-wit:

(1) The first offense will result in the coach receiving a letter or reprimand from the governing board of the league. The child concerned will play the entire next game.

(2) The second offense by the same coach will result in the coach being suspended from the league for the next week. The child concerned will play the entire next game.

(3) The third offense by the same coach will result in expulsion of the coach from any City program in any and all capacities for a minimum of two (2) calendar years. The child concerned will play the entire next game.

(4) If any coach fails to play any child as required in any league championship game or any play-off game affecting the league championship, then that coach, no matter which offense, will be suspended from the league and unable to participate in any post-season activities. The team that fails to have full participation by all players will forfeit the game.

(5) If any coach fails to play any child as required herein in any all-star or tournament game, then that coach, no matter which offense, will be expelled from coaching in any City program in any and all capacities for a minimum of two (2) calendar years.

The individual leagues will notify the Hattiesburg Recreation Department whenever it becomes necessary to take any action against a coach for failure to comply with the participation policy.

A copy of this participation policy shall be provided to each child at registration of any sport within the City of Hattiesburg.

The purpose of a sports league is to insure participation for all children within the City of Hattiesburg; the purpose of a participation policy is to insure a sports league for all the children of Hattiesburg.

AGREEMENT
ATTACHMENT III

CITY OF HATTIESBURG

EXPENDITURE WORKSHEETS

a. Worksheet Instructions
b. Equipment, supplies, and related purchases worksheet ***NOTE*** All invoices must be attached to the equipment/supplies purchase worksheet as documentation
c. Daily officials timesheet
d. Year end officials summary timesheet
NOTE All daily timesheets must be attached to the year end summary as documentation

AGREEMENT
ATTACHMENT IIIa

CITY OF HATTIESBURG

WORKSHEET INSTRUCTIONS

I. Supplies, Expenses and Related Purchases Worksheet:

Program personnel shall complete worksheet by listing the name of the vendor, date items were purchased, invoice number, total of the invoice and a brief description of items purchased on that invoice. All invoices **MUST** be turned in with worksheets at the end of the program for accounting purposes.

II. Daily Program Time Sheet:

If officials, scorekeepers, or other program personnel are funded through monies provided by the City, a daily accounting of these expenditures must be maintained. The daily timesheet must list the date the individual worked, they're name, address, social security number, number of games or hours they worked, total amount paid for particular day/night, and their signature.

III. Total Hours/Games Recap Sheet:

This sheet is a recap of the daily time sheets. At the completion of the program, the time sheets for each individual should be totaled and entered on the recap sheet. The daily timesheets **MUST** accompany the recap sheets at the end of the program for accounting purposes.

NOTE: Please return all expenditure reports to the City of Hattiesburg, City Clerks Office, 200 Forrest Street, Hattiesburg, MS 39401. If you have questions, please call (601) 545-4667.

City of Hattiesburg, MS

200 Forrest St.
P.O. Box 1898
Hattiesburg, MS 39401

Master

File Number: 2018-195

File ID:	2018-195	**Type:**	Regular Agenda Item	**Status:**	Agenda Ready
Version:	1	**Reference:**		**In Control:**	City Council
Requester:	Lamar Rutland			**File Created:**	01/29/2018
Brief Title:	Authorize MS Power lighting request - 34th Ave			**Final Action:**	02/06/2018
				Minute Book Number:	MB2018-27-28

Title:

Authorize Mayor to execute lighting request with Mississippi Power Company to upgrade certain lights on 34th Avenue for a net increase of $293.50 to the monthly bill.

Notes:

		Agenda Date:	02/06/2018
Indexes:		**Agenda Number:**	VI.-13
Sponsors:		**Enactment Date:**	
Attachments:	MS Power-34th Ave lighting request, executed MS Power-34th Ave lighting request	**Enactment Number:**	
Contact:		**Meeting Date:**	02/06/2018
Drafter:	Sharon Waits	**Effective Date:**	

History of Legislative File

Version:	Acting Body:	Date:	Action:	Sent To:	Due Date:	Return Date:	Result:
1	City Council	02/06/2018	Authorize				Pass

Action Text: A MOTION was made by Council Member George and seconded by Council Vice President Dryden to Authorize Mayor to execute lighting request with Mississippi Power Company to upgrade certain lights on 34th Avenue for a net increase of $293.50 to the monthly bill.

There being no discussion, the Motion received the affirmative vote of the Council as follows:

Yeas: 5 - George, Delgado, Carroll, Dryden and Brown

Nays: 0

Yea: 5
Council Member George
Council Member Delgado
Council President Carroll
Council Vice President Dryden
Council Member Brown

Text of Legislative File 2018-195

Title

Authorize Mayor to execute lighting request with Mississippi Power Company to upgrade certain lights on 34th Avenue for a net increase of $293.50 to the monthly bill.

Summary

Authorize Mayor to execute lighting request with Mississippi Power Company to upgrade certain lights on 34th Avenue for a net increase of $293.50 to the monthly bill.

DATE: _____

RE: STREET LIGHT REQUEST AND AUTHORIZATION LETTER

FROM: CITY/TOWN OF Hattiesburg PHONE: _____

AUTHORIZED SIGNATURE X DATE: 1-29-18

DEVELOPER NAME N/A ACCOUNT # 59841-82000

DEVELOPER SIGNATURE N/A DATE: N/A

DATE GOVERNMENTAL AUTHORITY TO TAKE OWNERSHIP OF PAYMENT: _____
Attach a plat for development.

TO: MISSISSIPPI POWER COMPANY (_____)
C/O _____ DATE FAX RECEIVED _____

INSTRUCTIONS: INSTALL STREET LIGHTS AS NOTED IN THE SCHEDULE BELOW. CONSIDER THIS YOUR AUTHORIZATION TO BILL THE NEW LIGHTS UNDER THE TERMS OF THE CURRENTLY APPLICABLE STREET LIGHT RATE (SL-27) AS APPROVED BY THE MISSISSIPPI PUBLIC SERVICE COMMISSION.

PLEASE TAKE NOTICE:By and through Developer's request and execution hereof, Developer acknowledges and agrees that any electric lighting service for outdoor lighting is subject to MPC's Rules Governing Electric Service and MPC's Outdoor Lighting Electric Rate Schedule (OL-22. Developer understands and agrees that OL-22 provides for a three (3) year minimum term for lighting (other than special lighting) and Developer shall be liable to MPC for all service under the rate schedule until termination, provided however that Developer shall, in no event, be excused from liability for service during the applicable minimum term. MPC shall be entitled to pursue any and all available legal remedies in the event Developer, or Developer's successors or assigns, fails to make any and all payments as and when due during the term of service.

TYPE LIGHT	NUMBER TO INSTALL (I) NUMBER TO REMOVE (R)	LOCATION AND COMMENTS
COBRA HEAD FIXTURES		
100 WATT HPS		
150 WATT HPS		
250 WATT HPS		
400 WATT HPS		
1000 WATT HPS		
350 WATT MH		
LED FIXTURES		
90 WATT LED	I-64 $11.63	Monthly Increase
110 WATT LED	I-24 $15.73	
190 WATT LED		$293.50
280 WATT LED		
OTHER FIXTURES		
100w - Colonial	R-67 $8.50	
150w - Colonial	R-21 $11.04	

NOTE: FOR NON ROUTINE INSTALLATIONS REQUIRING POLES, UNDERGROUND WIRING OR OTHER SPECIAL CONDITIONS PLEASE CONTACT YOUR MARKET SPECIALIST AND SPECIFIC CONTRACTS WILL BE PREPARED.

PLEASE FAX THIS FULLY COMPLETED FORM TO YOUR LOCAL MPC OFFICE AND WE WILL INSTALL THE LIGHTING INSTALLATIONS THAT YOU REQUEST. YOU MAY ALSO USE THIS FORM TO REPORT LIGHTS NOT BURNING BY LISTING THE ESTIMATED SIZE AND LOCATION ON THE FORM AND FAXING TO US.

DATE: 1-29-18

RE: STREET LIGHT REQUEST AND AUTHORIZATION LETTER

FROM: CITY/TOWN OF Hattiesburg PHONE: _____

AUTHORIZED SIGNATURE X [signature] DATE: 1-29-18

DEVELOPER NAME N/A ACCOUNT # 59841 - 82000

DEVELOPER SIGNATURE N/A DATE: N/A

DATE GOVERNMENTAL AUTHORITY TO TAKE OWNERSHIP OF PAYMENT: _____
Attach a plat for development.

TO: MISSISSIPPI POWER COMPANY (_____)
C/O _____ DATE FAX RECEIVED _____

INSTRUCTIONS: INSTALL STREET LIGHTS AS NOTED IN THE SCHEDULE BELOW. CONSIDER THIS YOUR AUTHORIZATION TO BILL THE NEW LIGHTS UNDER THE TERMS OF THE CURRENTLY APPLICABLE STREET LIGHT RATE (SL-27) AS APPROVED BY THE MISSISSIPPI PUBLIC SERVICE COMMISSION.

PLEASE TAKE NOTICE: By and through Developer's request and execution hereof, Developer acknowledges and agrees that any electric lighting service for outdoor lighting is subject to MPC's Rules Governing Electric Service and MPC's Outdoor Lighting Electric Rate Schedule (OL-22. Developer understands and agrees that OL-22 provides for a three (3) year minimum term for lighting (other than special lighting) and Developer shall be liable to MPC for all service under the rate schedule until termination, provided however that Developer shall, in no event, be excused from liability for service during the applicable minimum term. MPC shall be entitled to pursue any and all available legal remedies in the event Developer, or Developer's successors or assigns, fails to make any and all payments as and when due during the term of service.

TYPE LIGHT	NUMBER TO INSTALL (I) NUMBER TO REMOVE (R)	LOCATION AND COMMENTS
COBRA HEAD FIXTURES		
100 WATT HPS		
150 WATT HPS		
250 WATT HPS		
400 WATT HPS		
1000 WATT HPS		
350 WATT MH		
LED FIXTURES		
90 WATT LED	I-64 $11.63	Monthly Increase
110 WATT LED	I-24 $15.73	
190 WATT LED		$293.50
280 WATT LED		
OTHER FIXTURES		
100w - Colonial	R-67 $8.50	
150w - Colonial	R-21 $11.94	

NOTE: FOR NON ROUTINE INSTALLATIONS REQUIRING POLES, UNDERGROUND WIRING OR OTHER SPECIAL CONDITIONS PLEASE CONTACT YOUR MARKET SPECIALIST AND SPECIFIC CONTRACTS WILL BE PREPARED.

PLEASE FAX THIS FULLY COMPLETED FORM TO YOUR LOCAL MPC OFFICE AND WE WILL INSTALL THE LIGHTING INSTALLATIONS THAT YOU REQUEST. YOU MAY ALSO USE THIS FORM TO REPORT LIGHTS NOT BURNING BY LISTING THE ESTIMATED SIZE AND LOCATION ON THE FORM AND FAXING TO US.

City of Hattiesburg, MS

200 Forrest St.
P.O. Box 1898
Hattiesburg, MS 39401

Master

File Number: 2018-183

File ID:	2018-183	**Type:**	Regular Agenda Item	**Status:**	Agenda Ready
Version:	1	**Reference:**		**In Control:**	City Council
Requester:	Lamar Rutland			**File Created:**	01/29/2018
Brief Title:	MS Power Lighting Request - Cascades Subdivision			**Final Action:**	02/06/2018
				Minute Book Number:	MB2018-28

Title:

Authorize Mayor to execute lighting request with Mississippi Power Company to upgrade street lights in the Cascades Subdivision for a net increase to the monthly bill of $19.47.

Notes:

		Agenda Date:	02/06/2018
Indexes:		**Agenda Number:**	VI.-14
Sponsors:		**Enactment Date:**	
Attachments:	MS Power lighting request-Cascades, executed MS Power lighting request-Cascades	**Enactment Number:**	
Contact:		**Meeting Date:**	02/06/2018
Drafter:	Sharon Waits	**Effective Date:**	

History of Legislative File

Version:	Acting Body:	Date:	Action:	Sent To:	Due Date:	Return Date:	Result:
1	City Council	02/06/2018	Authorize				Pass

Action Text: A MOTION was made by Council Vice President Dryden and seconded by Council Member George to Authorize Mayor to execute lighting request with Mississippi Power Company to upgrade street lights in the Cascades Subdivision for a net increase to the monthly bill of $19.47.

There being no discussion, the Motion received the affirmative vote of the Council as follows:

Yeas: 5 - George, Delgado, Carroll, Dryden and Brown

Nays: 0

Yea: 5
Council Member George
Council Member Delgado
Council President Carroll
Council Vice President Dryden
Council Member Brown

Text of Legislative File 2018-183

Title

Authorize Mayor to execute lighting request with Mississippi Power Company to upgrade street lights in the Cascades Subdivision for a net increase to the monthly bill of $19.47.

Summary

Authorize Mayor to execute lighting request with Mississippi Power Company to upgrade street lights in the Cascades Subdivision for a net increase to the monthly bill of $19.47.

DATE: 1-18-18 Casscades

RE: STREET LIGHT REQUEST AND AUTHORIZATION LETTER

FROM: CITY/TOWN OF Hattiesburg PHONE: _____

AUTHORIZED SIGNATURE X _____ DATE: 1-18-18

DEVELOPER NAME N/A ACCOUNT # 59841-82000

DEVELOPER SIGNATURE N/A DATE: N/A

DATE GOVERNMENTAL AUTHORITY TO TAKE OWNERSHIP OF PAYMENT: _____
Attach a plat for development.

TO: MISSISSIPPI POWER COMPANY (_____)
C/O _____ DATE FAX RECEIVED _____

INSTRUCTIONS: INSTALL STREET LIGHTS AS NOTED IN THE SCHEDULE BELOW. CONSIDER THIS YOUR AUTHORIZATION TO BILL THE NEW LIGHTS UNDER THE TERMS OF THE CURRENTLY APPLICABLE STREET LIGHT RATE (SL-27) AS APPROVED BY THE MISSISSIPPI PUBLIC SERVICE COMMISSION.

PLEASE TAKE NOTICE: By and through Developer's request and execution hereof, Developer acknowledges and agrees that any electric lighting service for outdoor lighting is subject to MPC's Rules Governing Electric Service and MPC's Outdoor Lighting Electric Rate Schedule (OL-22. Developer understands and agrees that OL-22 provides for a three (3) year minimum term for lighting (other than special lighting) and Developer shall be liable to MPC for all service under the rate schedule until termination, provided however that Developer shall, in no event, be excused from liability for service during the applicable minimum term. MPC shall be entitled to pursue any and all available legal remedies in the event Developer, or Developer's successors or assigns, fails to make any and all payments as and when due during the term of service.

TYPE LIGHT	NUMBER TO INSTALL (I) NUMBER TO REMOVE (R)	LOCATION AND COMMENTS
COBRA HEAD FIXTURES		
100 WATT HPS		
150 WATT HPS		
250 WATT HPS		
400 WATT HPS		
1000 WATT HPS		
350 WATT MH		
LED FIXTURES		
90 WATT LED	I-33 #11.63	Black Casscades S/D
110 WATT LED		
190 WATT LED		
280 WATT LED		
OTHER FIXTURES		
150 Cont	R-33 $11.04	[redacted]
		NET INCREASE - $19.47

NOTE: FOR NON ROUTINE INSTALLATIONS REQUIRING POLES, UNDERGROUND WIRING OR OTHER SPECIAL CONDITIONS PLEASE CONTACT YOUR MARKET SPECIALIST AND SPECIFIC CONTRACTS WILL BE PREPARED.

PLEASE FAX THIS FULLY COMPLETED FORM TO YOUR LOCAL MPC OFFICE AND WE WILL INSTALL THE LIGHTING INSTALLATIONS THAT YOU REQUEST. YOU MAY ALSO USE THIS FORM TO REPORT LIGHTS NOT BURNING BY LISTING THE ESTIMATED SIZE AND LOCATION ON THE FORM AND FAXING TO US.

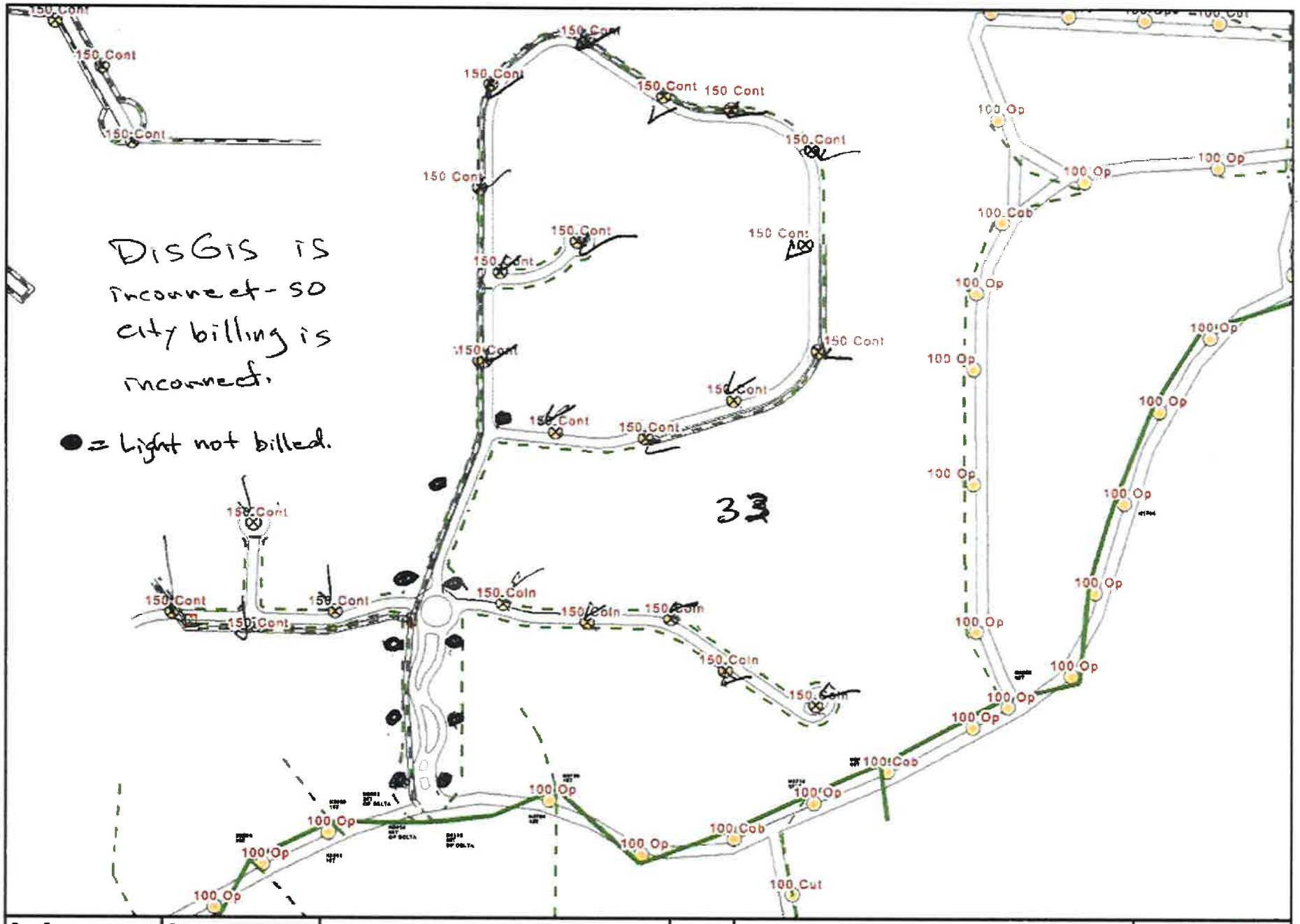

Drawn By:	Date:	
jrjarrel	1/18/2018	1 inch = 333 feet

MISSISSIPPI POWER

DATE: 1-18-18 Casscades

RE: STREET LIGHT REQUEST AND AUTHORIZATION LETTER

FROM: CITY/TOWN OF Hattiesburg PHONE: _____

AUTHORIZED SIGNATURE X [signature] DATE: 1-18-18

DEVELOPER NAME N/A ACCOUNT # 59841-82000

DEVELOPER SIGNATURE N/A DATE: N/A

DATE GOVERNMENTAL AUTHORITY TO TAKE OWNERSHIP OF PAYMENT: _____
Attach a plat for development.

TO: MISSISSIPPI POWER COMPANY (_____)
C/O _____ DATE FAX RECEIVED _____

INSTRUCTIONS: INSTALL STREET LIGHTS AS NOTED IN THE SCHEDULE BELOW. CONSIDER THIS YOUR AUTHORIZATION TO BILL THE NEW LIGHTS UNDER THE TERMS OF THE CURRENTLY APPLICABLE STREET LIGHT RATE (SL-27) AS APPROVED BY THE MISSISSIPPI PUBLIC SERVICE COMMISSION.

PLEASE TAKE NOTICE: By and through Developer's request and execution hereof, Developer acknowledges and agrees that any electric lighting service for outdoor lighting is subject to MPC's Rules Governing Electric Service and MPC's Outdoor Lighting Electric Rate Schedule (OL-22. Developer understands and agrees that OL-22 provides for a three (3) year minimum term for lighting (other than special lighting) and Developer shall be liable to MPC for all service under the rate schedule until termination, provided however that Developer shall, in no event, be excused from liability for service during the applicable minimum term. MPC shall be entitled to pursue any and all available legal remedies in the event Developer, or Developer's successors or assigns, fails to make any and all payments as and when due during the term of service.

TYPE LIGHT	NUMBER TO INSTALL (I) NUMBER TO REMOVE (R)	LOCATION AND COMMENTS
COBRA HEAD FIXTURES		
100 WATT HPS		
150 WATT HPS		
250 WATT HPS		
400 WATT HPS		
1000 WATT HPS		
350 WATT MH		
LED FIXTURES		
90 WATT LED	I-33 $11.63	Black Casscades S/D
110 WATT LED		
190 WATT LED		
280 WATT LED		
OTHER FIXTURES		
150 Cont	R-33 $11.04	[redacted]
		NET INCREASE - $19.47

NOTE: FOR NON ROUTINE INSTALLATIONS REQUIRING POLES, UNDERGROUND WIRING OR OTHER SPECIAL CONDITIONS PLEASE CONTACT YOUR MARKET SPECIALIST AND SPECIFIC CONTRACTS WILL BE PREPARED.

PLEASE FAX THIS FULLY COMPLETED FORM TO YOUR LOCAL MPC OFFICE AND WE WILL INSTALL THE LIGHTING INSTALLATIONS THAT YOU REQUEST. YOU MAY ALSO USE THIS FORM TO REPORT LIGHTS NOT BURNING BY LISTING THE ESTIMATED SIZE AND LOCATION ON THE FORM AND FAXING TO US.

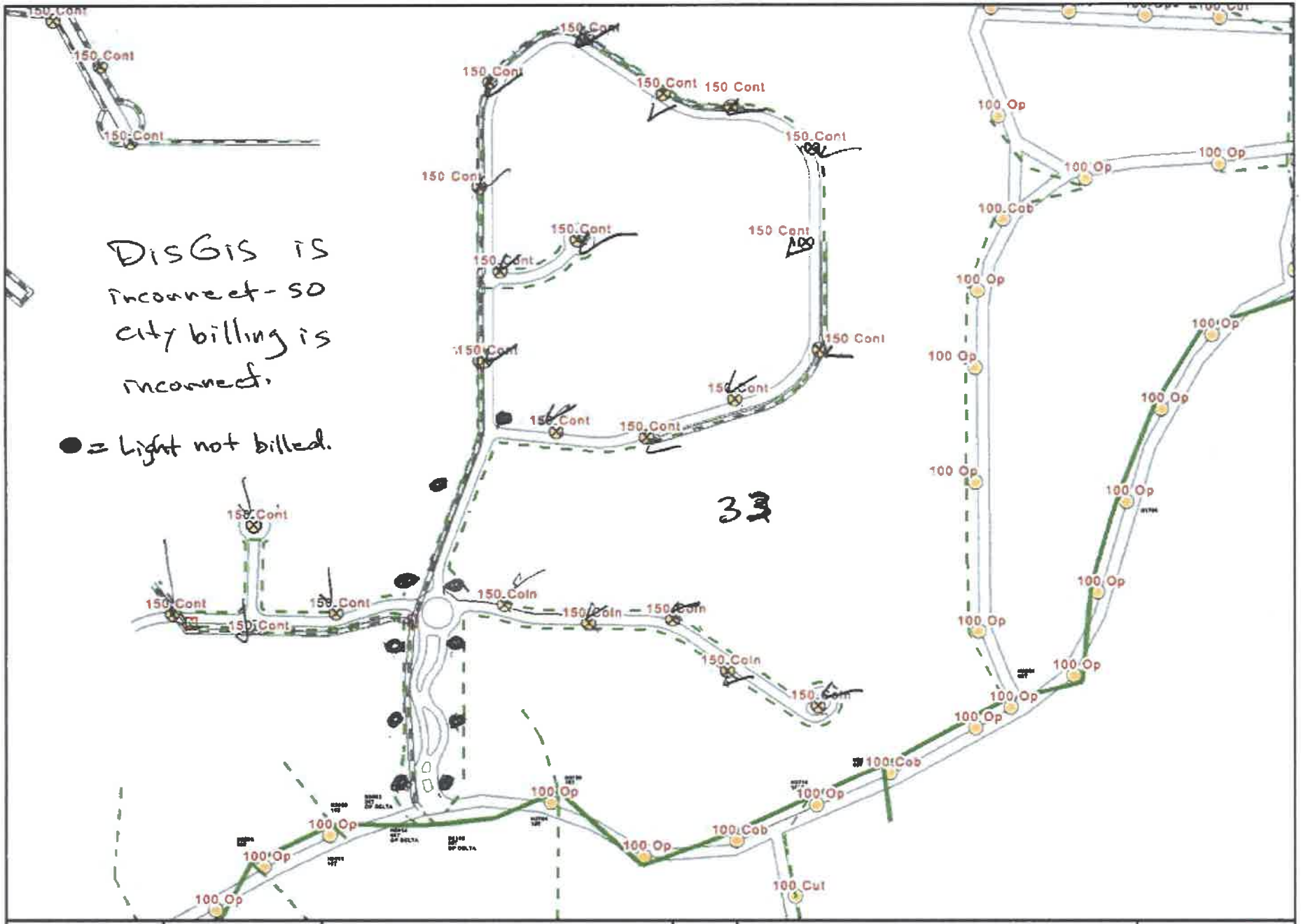

Drawn By:	Date:			
jrjarrel	1/18/2018	1 inch = 333 feet		MISSISSIPPI POWER

City of Hattiesburg, MS

200 Forrest St.
P.O. Box 1898
Hattiesburg, MS 39401

Master

File Number: 2018-182

File ID:	2018-182	**Type:**	Regular Agenda Item	**Status:**	Agenda Ready
Version:	1	**Reference:**		**In Control:**	City Council
Requester:	Lamar Rutland			**File Created:**	01/29/2018
Brief Title:	MS Power Lighting Request - Sacred Heart & 2nd Ave Apartments			**Final Action:**	02/06/2018
				Minute Book Number:	MB2018-28

Title:

Authorize Mayor to execute lighting request with Mississippi Power Company to upgrade street light near Sacred Heart and Apartments on 2nd Ave for a net increase to the monthly bill of $7.37.

Notes:			
		Agenda Date:	02/06/2018
Indexes:		**Agenda Number:**	VI.-15
Sponsors:		**Enactment Date:**	
Attachments:	MS Power-Sacred Heart lighting request, executed MS Power-Sacred Heart lighting request	**Enactment Number:**	
Contact:		**Meeting Date:**	02/06/2018
Drafter:	Sharon Waits	**Effective Date:**	

History of Legislative File

Version:	Acting Body:	Date:	Action:	Sent To:	Due Date:	Return Date:	Result:
1	City Council	02/06/2018	Authorize				Pass

Action Text: A MOTION was made by Council Vice President Dryden and seconded by Council Member George to Authorize Mayor to execute lighting request with Mississippi Power Company to upgrade street light near Sacred Heart and Apartments on 2nd Ave for a net increase to the monthly bill of $7.37.

There being no discussion, the Motion received the affirmative vote of the Council as follows:

Yeas: 5 - George, Delgado, Carroll, Dryden and Brown

Nays: 0

Yea: 5
Council Member George
Council Member Delgado
Council President Carroll
Council Vice President Dryden
Council Member Brown

Text of Legislative File 2018-182

Title

Authorize Mayor to execute lighting request with Mississippi Power Company to upgrade street light near Sacred Heart and Apartments on 2nd Ave for a net increase to the monthly bill of $7.37.

Summary

Authorize Mayor to execute lighting request with Mississippi Power Company to upgrade street light near Sacred Heart and Apartments on 2nd Ave for a net increase to the monthly bill of $7.37.

DATE: 1-18-18

Sacred Heart

RE: STREET LIGHT REQUEST AND AUTHORIZATION LETTER

FROM: CITY/TOWN OF HATTIESBURG PHONE:

AUTHORIZED SIGNATURE X DATE: N/A

DEVELOPER NAME N/A ACCOUNT # 59841-82000

DEVELOPER SIGNATURE N/A DATE: N/A

DATE GOVERNMENTAL AUTHORITY TO TAKE OWNERSHIP OF PAYMENT:
Attach a plat for development.

TO: MISSISSIPPI POWER COMPANY ( )
C/O DATE FAX RECEIVED

INSTRUCTIONS: INSTALL STREET LIGHTS AS NOTED IN THE SCHEDULE BELOW. CONSIDER THIS YOUR AUTHORIZATION TO BILL THE NEW LIGHTS UNDER THE TERMS OF THE CURRENTLY APPLICABLE STREET LIGHT RATE (SL-27) AS APPROVED BY THE MISSISSIPPI PUBLIC SERVICE COMMISSION.

PLEASE TAKE NOTICE:By and through Developer's request and execution hereof, Developer acknowledges and agrees that any electric lighting service for outdoor lighting is subject to MPC's Rules Governing Electric Service and MPC's Outdoor Lighting Electric Rate Schedule (OL-22. Developer understands and agrees that OL-22 provides for a three (3) year minimum term for lighting (other than special lighting) and Developer shall be liable to MPC for all service under the rate schedule until termination, provided however that Developer shall, in no event, be excused from liability for service during the applicable minimum term. MPC shall be entitled to pursue any and all available legal remedies in the event Developer, or Developer's successors or assigns, fails to make any and all payments as and when due during the term of service.

TYPE LIGHT	NUMBER TO INSTALL (I) NUMBER TO REMOVE (R)	LOCATION AND COMMENTS
COBRA HEAD FIXTURES		
100 WATT HPS	R-1	
150 WATT HPS		
250 WATT HPS		
400 WATT HPS		
1000 WATT HPS		
350 WATT MH		
LED FIXTURES		
90 WATT LED		
110 WATT LED	I-1	Sacred Heart & Apts on 2nd Ave
190 WATT LED		This replaces 100w OB
280 WATT LED		
OTHER FIXTURES		
		NET Increase $7.37

NOTE: FOR NON ROUTINE INSTALLATIONS REQUIRING POLES, UNDERGROUND WIRING OR OTHER SPECIAL CONDITIONS PLEASE CONTACT YOUR MARKET SPECIALIST AND SPECIFIC CONTRACTS WILL BE PREPARED.

PLEASE FAX THIS FULLY COMPLETED FORM TO YOUR LOCAL MPC OFFICE AND WE WILL INSTALL THE LIGHTING INSTALLATIONS THAT YOU REQUEST. YOU MAY ALSO USE THIS FORM TO REPORT LIGHTS NOT BURNING BY LISTING THE ESTIMATED SIZE AND LOCATION ON THE FORM AND FAXING TO US.

DATE: 1-18-18

Sacred Heart

RE: STREET LIGHT REQUEST AND AUTHORIZATION LETTER

FROM: CITY/TOWN OF HATTIESBURG PHONE: _____

AUTHORIZED SIGNATURE X [signature] DATE: N/A

DEVELOPER NAME N/A ACCOUNT # 59841-82000

DEVELOPER SIGNATURE N/A DATE: N/A

DATE GOVERNMENTAL AUTHORITY TO TAKE OWNERSHIP OF PAYMENT: _____
Attach a plat for development.

TO: MISSISSIPPI POWER COMPANY (_____)
C/O _____ DATE FAX RECEIVED _____

INSTRUCTIONS: INSTALL STREET LIGHTS AS NOTED IN THE SCHEDULE BELOW. CONSIDER THIS YOUR AUTHORIZATION TO BILL THE NEW LIGHTS UNDER THE TERMS OF THE CURRENTLY APPLICABLE STREET LIGHT RATE (SL-27) AS APPROVED BY THE MISSISSIPPI PUBLIC SERVICE COMMISSION.

PLEASE TAKE NOTICE:By and through Developer's request and execution hereof, Developer acknowledges and agrees that any electric lighting service for outdoor lighting is subject to MPC's Rules Governing Electric Service and MPC's Outdoor Lighting Electric Rate Schedule (OL-22. Developer understands and agrees that OL-22 provides for a three (3) year minimum term for lighting (other than special lighting) and Developer shall be liable to MPC for all service under the rate schedule until termination, provided however that Developer shall, in no event, be excused from liability for service during the applicable minimum term. MPC shall be entitled to pursue any and all available legal remedies in the event Developer, or Developer's successors or assigns, fails to make any and all payments as and when due during the term of service.

TYPE LIGHT	NUMBER TO INSTALL (I) NUMBER TO REMOVE (R)	LOCATION AND COMMENTS
COBRA HEAD FIXTURES		
100 WATT HPS	R-1	
150 WATT HPS		
250 WATT HPS		
400 WATT HPS		
1000 WATT HPS		
350 WATT MH		
LED FIXTURES		
90 WATT LED		
110 WATT LED	I-1	Sacred Heart & Apts on 2nd Ave
190 WATT LED		This replaces 100w OB
280 WATT LED		
OTHER FIXTURES		
		NET Increase $7.37

NOTE: FOR NON ROUTINE INSTALLATIONS REQUIRING POLES, UNDERGROUND WIRING OR OTHER SPECIAL CONDITIONS PLEASE CONTACT YOUR MARKET SPECIALIST AND SPECIFIC CONTRACTS WILL BE PREPARED.

PLEASE FAX THIS FULLY COMPLETED FORM TO YOUR LOCAL MPC OFFICE AND WE WILL INSTALL THE LIGHTING INSTALLATIONS THAT YOU REQUEST. YOU MAY ALSO USE THIS FORM TO REPORT LIGHTS NOT BURNING BY LISTING THE ESTIMATED SIZE AND LOCATION ON THE FORM AND FAXING TO US.

City of Hattiesburg, MS

200 Forrest St.
P.O. Box 1898
Hattiesburg, MS 39401

Master

File Number: 2018-176

File ID:	2018-176	**Type:**	Regular Agenda Item	**Status:**	Agenda Ready
Version:	1	**Reference:**		**In Control:**	City Council
Requester:	Lamar Rutland			**File Created:**	01/29/2018
Brief Title:	Lighting Agreement with Pearl River Valley EPA-security light (M26-100) on existing pole at location R4-65.			**Final Action:**	02/06/2018
				Minute Book Number:	MB2018-28

Title:

Authorize Mayor to execute lighting agreement with Pearl River Valley Electric Power Association for installation of security light (M26-100) on existing pole near the intersection of Poplar Loop Rd. and Jervis Mims Rd for an approximate increase of $8.75 to the monthly bill.

Notes:

		Agenda Date:	02/06/2018
Indexes:		**Agenda Number:**	VI.-16
Sponsors:		**Enactment Date:**	
Attachments:	Lighting Agreement, Location R4-65, executed Lighting Agreement, Location R4-65	**Enactment Number:**	
Contact:		**Meeting Date:**	02/06/2018
Drafter:	Sharon Waits	**Effective Date:**	

History of Legislative File

Version:	Acting Body:	Date:	Action:	Sent To:	Due Date:	Return Date:	Result:
1	City Council	02/06/2018	Authorize				Pass

Action Text: A MOTION was made by Council Member Brown and seconded by Council Member George to Authorize Mayor to execute lighting agreement with Pearl River Valley Electric Power Association for installation of security light (M26-100) on existing pole near the intersection of Poplar Loop Rd. and Jervis Mims Rd for an approximate increase of $8.75 to the monthly bill.

There being no discussion, the Motion received the affirmative vote of the Council as follows:

Yeas: 5 - George, Delgado, Carroll, Dryden and Brown

Nays: 0

Yea: 5 Council Member George
Council Member Delgado
Council President Carroll
Council Vice President Dryden
Council Member Brown

Text of Legislative File 2018-176

Title

Authorize Mayor to execute lighting agreement with Pearl River Valley Electric Power Association for installation of security light (M26-100) on existing pole near the intersection of Poplar Loop Rd. and Jervis Mims Rd for an approximate increase of $8.75 to the monthly bill.

Summary

Authorize Mayor to execute lighting agreement with Pearl River Valley Electric Power Association for installation of security light (M26-100) on existing pole at location R4-65 for an approximate increase of $8.75 to the monthly bill.

PEARL RIVER VALLEY ELECTRIC POWER ASSOCIATION
Columbia, Hattiesburg, Purvis, & Wiggins, Mississippi

OUTDOOR AREA LIGHTING AGREEMENT

Location: R4-65 Name or Membership City of Hattiesburg

The undersigned (hereinafter "Applicant") hereby request Pearl River Valley Electric Power Association (hereinafter "Association") to install and maintain outdoor Lights/poles/transformers (hereafter "Lighting") described below and agrees to lease said Lighting according to Association's applicable Lighting Rate Schedules upon the following terms and conditions, whereby:

ITEM	QTY	Type Lighting/Pole/Transformers	(Std) (Non-Std)	Watts/Height/KVA	Voltage
Poles					
Lighting	1	M26-100			
Transformers					

A. The term "**Agreement**" as used herein shall mean and includes:
1. Document herewith executed;
2. Association's Outdoor Lighting Rate Schedule, attached hereto;
3. Right-of-way easement executed by Applicant on said property and on file with Association;
4. Association's Service Rules and Regulations, and Bylaws, available upon request.

B. Association will furnish and Applicant will receive and pay for electric outdoor-area Lighting service as herein specified in accordance with provisions of this agreement and service there under.

C. When "street" Lighting is installed by Applicant within a development under contract with Association, Applicant will be refunded cost of one "standard" Lighting (street) for every four Comfort Advantage Homes constructed during contract period designated within the "Agreement for Underground Electric Facilities."

D. ASSOCIATION AGREES TO:
1. Furnish and install Association's standard outdoor Lighting facilities itemized above at locations designated by Applicant, all of which will remain the property of Association;
2. Maintain Lighting without charge, except where abnormal maintenance problems occur from abuse, and will repair or replace Lighting within two (2) business days after receiving notification of a problem, unless providentially hindered; however, should the supply of electric energy be interrupted or fail for any reason, such interruptions shall not constitute a breach of this agreement, nor shall Association be liable for damages and/or injuries by reason of such interruption or failure;
3. Supply additional standard outdoor Lighting as Applicant requests during the continuance of the agreement, or any renewal, thereof, which shall become subject to this agreement and shall be considered in all respects as though a part of this agreement described herein;
4. Install, furnish, and maintain any special facilities required to furnish outdoor Lighting service provided Association is reimbursed for additional facilities;
5. Change location of any Lighting at request of Applicant, provided change is engineering feasible and all necessary expenses incurred in connection of such change are borne by Applicant;
6. Reserve the right to remove Lighting for non-payment of the monthly charges associated with this agreement or for abnormal maintenance problems from abuse.

E. APPLICANT AGREES TO:
1. **Guarantee a minimum lease period of** 1 **years**, beginning from the date of installation and continuing thereafter from year to year, unless terminated by written notice by either party to the other. ***Should Lighting be disconnected within minimum lease period, Applicant agrees to pay Association the greater of $100 per light or contract balance of the minimum lease period.*** In addition, should Applicant request Lighting to be reinstalled within 90 days, all applicable construction and service fees must be paid by Applicant;
2. Grant Association free and continuous ingress, egress, and right-of-way easement , including all permits, franchises, or authority, necessary to construct, operate, maintain, upgrade, inspect, and/or replace Lighting upon Applicant's property and/or along streets;
3. Pay all applicable facilities, installation cost, and taxes for providing the necessary service voltage to serve Lighting if the correct service voltage is not available;
4. Pay a monthly lease as set by the amount in Association's current rate schedule and any other applicable charges mentioned within this agreement as set from time to time by Association's Board of Directors. It is also agreed that whenever Association has a rate modification, a corresponding modification may be made in the monthly lease for the outdoor Lighting upon notification by Association;
5. Pay any applicable relocation and service fees and taxes if Applicant requests Lighting to be relocated, including signing a new agreement and, when applicable, pay Association balance of lease period. If relocation cost is less than the balance of lease period, Applicant may retain existing agreement provided he pay all applicable cost and service fees;
6. Protect Association's equipment in every possibly manner and permit Association to maintain and service Lighting as required. If excessive maintenance problems occur caused from abuse (vandalism, Lighting shot for second time, vehicle accident, etc.), Applicant agrees to pay for all abnormal maintenance cost within Association's current Fees and Charges;
7. Pay cost difference between non-standard and Association's standard Lighting equipment when Applicant request Association to install a non-standard Lighting facilities. Applicant understands that Association will not be responsible for maintaining spare units of non-standard Lighting equipment; and, Association may substitute similar Lighting facilities to replace non-standard Lighting facilities if the original installed Lighting facilities selected by Applicant become obsolete or discontinued. Applicant is responsible for stocking spare non-standard Lighting facilities selected by Applicant in case non-standard Lighting facilities needs to be replaced or repaired;
8. When applicable, pay in advance a security deposit and/or construction charge consisting of $ N/A per Lighting, $ N/A per Lighting transformer, and $ N/A tax, or total cost of $ see attached based on Association's current Fees and Charges as set from time to time by Association's Board of Directors: staking report for break down of cost.

8.a When Lighting Agreement is for a development, in lieu of paying the total construction charge in advance, Association will accept a minimum payment of $ N/A up front with the balance paid over a N/A year period (one year for every ten lots not to exceed five years) provided Applicant furnishes Association either an irrevocable Letter of Credit or Security Bond in the amount of $ N/A for securing Applicant's share of underground construction cost (see also Developer's Agreement). At end of specified time period, Applicant shall pay balance of all unpaid construction fees, less any Comfort Advantage Lighting Program rebates. For every four "Comfort Advantage" residences constructed within Development and within the specified time period from the date of the Developer's Agreement for Underground Electric Facilities, Association will refund the cost of one standard Lighting fixture.

9. Indemnify and hold harmless Association against any and all claims, losses, expenses, fees including attorney fees, costs, and judgments asserted against Association for damages and/or injuries as a result of the Lighting layout, installation and/or illumination levels that may deviate or not meet the Illuminating Engineering Society's (IES) Lighting standards as a result of the irregular or non-standard placement of Lighting due to Applicant specifying specific location of Lighting or limiting the quantity of Lighting to number shown above for the total area to be illuminated, and/or physical constraints such as spacing between lot lines, street layout, etc.

F. Any additional or unusual charges required for additional facilities, location expenses, relocation fees, etc. must be approved on an individual basis by Applicant in advance.

G. Upon execution of this agreement by both contracting parties and payment by Applicant, Association will proceed with placing orders for necessary materials and equipment and will pursue construction until completion of the project, unless prevented from doing so by Applicant. Association shall not be responsible for delays of suppliers, strikes, civic disorders, acts of God or other events over which it has no control.

H. Lighting facilities installed hereunder shall remain the property of Association and Association shall have the right to inspect, substitute, repair, upgrade, relocate, or remove within the designated utility easement, and to make such changes, alternatives, substitutions, additions, or deletions to its facilities as it may deem advisable. Upon termination of this agreement and/or facility damages described in paragraph E.6 above, Association shall have the right to remove from the streets or property of Applicant, any equipment which Association may have installed to provide service hereunder.

I. Agreement shall not be binding upon Association until it has been approved in writing, endorsed below by duly authorized representatives of Association and it supersedes, when executed, all preceding Lighting agreements for service provided for. All previous communications between parties hereto whether oral or written, with reference to subject matter of this agreement, are hereby abrogated, and no modification hereof shall be binding unless it shall be in writing duly accepted by Applicant and Association. This agreement shall not be assigned by Applicant without written consent of Association.

WITNESS (Legal Name): Applicant (Legal Name): _____

_____ ◄Signature► _____

◄Print Name & Title►

APPLICANT ACKNOWLEDGEMENT

STATE OF _____

COUNTY OF _____

PERSONALLY appeared before me, the undersigned authority in and for the aforesaid County and State, on this _____ day of _____, 20_____, within my jurisdiction, the within named _____, who acknowledged that he(she) executed the above and foregoing instrument or is authorized to execute agreement by said company, and that for and on behalf of said company, and as its act and deed, he(she) executed the above and foregoing instrument, after first having been duly authorized by said company so to do.

My commission expires: _____ Notary Public _____

WITNESS ACKNOWLEDGEMENT

STATE OF _____

COUNTY OF _____

PERSONALLY appeared before me, the undersigned authority in and for the aforesaid County and State, on this _____ day of _____, 20_____, within my jurisdiction, _____, one of the subscribing witnesses to the above and foregoing instrument, who, being first duly sworn, states that he(she) saw the above named _____, whose name is subscribed thereto, sign, and deliver the same to Pearl River Valley Electric Power Association; and that Affiant subscribed his(her) name as a witness thereto in the presence of _____.

My commission expires: _____ Notary Public _____

PEARL RIVER VALLEY ELECTRIC POWER ASSOCIATION

Title: _____ General Manager

Revised 11-1-2015 Effective Date: _____

ACCOUNT NUMBER 46099-009

STAKING REPORT

JOB NUMBER: **33679**

POLE NUMBER: **R4-65**

DATE STAKED: **8-Jan-18**

NAME: **CITY OF HATTIESBURG**

SERVICE FOR: T/S TO HOUSE | TEMP TO PERM | TRAILER | BARN

OH to UG | SHOP | SECURITY LIGHT

RATE 1 | RATE 10 | RATE 20 | RATE 21

LIGHTING CONTRACT: 1-1YEAR

EASEMENTS RECEIVED: N/A

EASEMENTS NEEDED: N/A

COUNTY: **FORREST**

LAND DESCRIPTION: SW 5 3N 13W

TRAILER REG. NO. N/A

FLOOD/BLDG PERMIT: N/A

FEES:	**COLLECTED**	**DUE**	**BILL**	**INVOICE**
MEMBERSHIP				
DEPOSIT				
CONNECTION FEE		$45.00		
CONST. FEE O.H.		$145.00		
CONST. FEE URD				
TEMP. SER. CHARGE				
OTHER				
ROW RECORDING FEE				
SALES TAX	$0.00	$13.30	$0.00	$0.00
TOTAL	$0.00	$203.30	$0.00	$0.00
		WILL CALL		READY

MINIMUIM BILL: **APPROX $8.75 A MONTH**

COMMENTS: **INSTALL SECURITY LIGHT(M26-100) ON EXISTING POLE**

CONTRACT CHARGES: 290' @ $.5 PER FOOT FOR OH CONSTRUCTION

STAKING ENGINEER: Damen losty

PEARL RIVER VALLEY ELECTRIC POWER ASSOCIATION
Columbia, Hattiesburg, Purvis, & Wiggins, Mississippi

OUTDOOR AREA LIGHTING AGREEMENT

Location: R4-65 Name or Membership City of Hattiesburg

The undersigned (hereinafter "Applicant") hereby request Pearl River Valley Electric Power Association (hereinafter "Association") to install and maintain outdoor Lights/poles/transformers (hereafter "Lighting") described below and agrees to lease said Lighting according to Association's applicable Lighting Rate Schedules upon the following terms and conditions, whereby:

ITEM	QTY	Type Lighting/Pole/Transformers	(Std) (Non-Std)	Watts/Height/KVA	Voltage
Poles					
Lighting	1	M26-100			
Transformers					

A. The term "**Agreement**" as used herein shall mean and includes:
1. Document herewith executed;
2. Association's Outdoor Lighting Rate Schedule, attached hereto;
3. Right-of-way easement executed by Applicant on said property and on file with Association;
4. Association's Service Rules and Regulations, and Bylaws, available upon request.

B. Association will furnish and Applicant will receive and pay for electric outdoor-area Lighting service as herein specified in accordance with provisions of this agreement and service there under.

C. When "street" Lighting is installed by Applicant within a development under contract with Association, Applicant will be refunded cost of one "standard" Lighting (street) for every four Comfort Advantage Homes constructed during contract period designated within the "Agreement for Underground Electric Facilities."

D. **ASSOCIATION AGREES TO:**
1. Furnish and install Association's standard outdoor Lighting facilities itemized above at locations designated by Applicant, all of which will remain the property of Association;
2. Maintain Lighting without charge, except where abnormal maintenance problems occur from abuse, and will repair or replace Lighting within two (2) business days after receiving notification of a problem, unless providentially hindered; however, should the supply of electric energy be interrupted or fail for any reason such interruptions shall not constitute a breach of this agreement, nor shall Association be liable for damages and/or injuries by reason of such interruption or failure;
3. Supply additional standard outdoor Lighting as Applicant requests during the continuance of the agreement, or any renewal, thereof, which shall become subject to this agreement and shall be considered in all respects as though a part of this agreement described herein;
4. Install, furnish, and maintain any special facilities required to furnish outdoor Lighting service provided Association is reimbursed for additional facilities;
5. Change location of any Lighting at request of Applicant, provided change is engineering feasible and all necessary expenses incurred in connection of such change are borne by Applicant;
6. Reserve the right to remove Lighting for non-payment of the monthly charges associated with this agreement or for abnormal maintenance problems from abuse.

E. **APPLICANT AGREES TO:**
1. **Guarantee a minimum lease period of** 1 **years**, beginning from the date of installation and continuing thereafter from year to year, unless terminated by written notice by either party to the other. ***Should Lighting be disconnected within minimum lease period, Applicant agrees to pay Association the greater of $100 per light or contract balance of the minimum lease period.*** In addition, should Applicant request Lighting to be reinstalled within 90 days, all applicable construction and service fees must be paid by Applicant;
2. Grant Association free and continuous ingress, egress, and right-of-way easement , including all permits, franchises, or authority, necessary to construct, operate, maintain, upgrade, inspect, and/or replace Lighting upon Applicant's property and/or along streets;
3. Pay all applicable facilities, installation cost, and taxes for providing the necessary service voltage to serve Lighting if the correct service voltage is not available;
4. Pay a monthly lease as set by the amount in Association's current rate schedule and any other applicable charges mentioned within this agreement as set from time to time by Association's Board of Directors. It is also agreed that whenever Association has a rate modification, a corresponding modification may be made in the monthly lease for the outdoor Lighting upon notification by Association;
5. Pay any applicable relocation and service fees and taxes if Applicant requests Lighting to be relocated, including signing a new agreement and, when applicable, pay Association balance of lease period. If relocation cost is less than the balance of lease period, Applicant may retain existing agreement provided he pay all applicable cost and service fees;
6. Protect Association's equipment in every possibly manner and permit Association to maintain and service Lighting as required. If excessive maintenance problems occur caused from abuse (vandalism, Lighting shot for second time, vehicle accident, etc.), Applicant agrees to pay for all abnormal maintenance cost within Association's current Fees and Charges;
7. Pay cost difference between non-standard and Association's standard Lighting equipment when Applicant request Association to install a non-standard Lighting facilities. Applicant understands that Association will not be responsible for maintaining spare units of non-standard Lighting equipment; and, Association may substitute similar Lighting facilities to replace non-standard Lighting facilities if the original installed Lighting facilities selected by Applicant become obsolete or discontinued. Applicant is responsible for stocking spare non-standard Lighting facilities selected by Applicant in case non-standard Lighting facilities needs to be replaced or repaired;
8. When applicable, pay in advance a security deposit and/or construction charge consisting of $ N/A per Lighting, $ N/A per Lighting transformer, and $ N/A tax, or total cost of $ see attached based on Association's current Fees and Charges as set from time to time by Association's Board of Directors: staking report for break down of cost.

8.a When Lighting Agreement is for a development, in lieu of paying the total construction charge in advance, Association will accept a minimum payment of $ N/A up front with the balance paid over a N/A year period (one year for every ten lots not to exceed five years) provided Applicant furnishes Association either an irrevocable Letter of Credit or Security Bond in the amount of $ N/A for securing Applicant's share of underground construction cost (see also Developer's Agreement). At end of specified time period, Applicant shall pay balance of all unpaid construction fees, less any Comfort Advantage Lighting Program rebates. For every four "Comfort Advantage" residences constructed within Development and within the specified time period from the date of the Developer's Agreement for Underground Electric Facilities, Association will refund the cost of one standard Lighting fixture.

9. Indemnify and hold harmless Association against any and all claims, losses, expenses, fees including attorney fees, costs, and judgments asserted against Association for damages and/or injuries as a result of the Lighting layout, installation and/or illumination levels that may deviate or not meet the Illuminating Engineering Society's (IES) Lighting standards as a result of the irregular or non-standard placement of Lighting due to Applicant specifying specific location of Lighting or limiting the quantity of Lighting to number shown above for the total area to be illuminated, and/or physical constraints such as spacing between lot lines, street layout, etc.

F. Any additional or unusual charges required for additional facilities, location expenses, relocation fees, etc. must be approved on an individual basis by Applicant in advance.

G. Upon execution of this agreement by both contracting parties and payment by Applicant, Association will proceed with placing orders for necessary materials and equipment and will pursue construction until completion of the project, unless prevented from doing so by Applicant. Association shall not be responsible for delays of suppliers, strikes, civic disorders, acts of God or other events over which it has no control.

H. Lighting facilities installed hereunder shall remain the property of Association and Association shall have the right to inspect, substitute, repair, upgrade, relocate, or remove within the designated utility easement, and to make such changes, alternatives, substitutions, additions, or deletions to its facilities as it may deem advisable. Upon termination of this agreement and/or facility damages described in paragraph E.6 above, Association shall have the right to remove from the streets or property of Applicant, any equipment which Association may have installed to provide service hereunder.

I. Agreement shall not be binding upon Association until it has been approved in writing, endorsed below by duly authorized representatives of Association and it supersedes, when executed, all preceding Lighting agreements for service provided for. All previous communications between parties hereto whether oral or written, with reference to subject matter of this agreement, are hereby abrogated, and no modification hereof shall be binding unless it shall be in writing duly accepted by Applicant and Association. This agreement shall not be assigned by Applicant without written consent of Association.

WITNESS (Legal Name): Applicant (Legal Name):

◄Signature►

◄Print Name & Title►

Kermas Eaton, City Clerk

Toby Barker, Mayor

APPLICANT ACKNOWLEDGEMENT

STATE OF Mississippi

COUNTY OF Lamar

STATE OF MISSISSIPPI
LORA D. LARREMORE
ID NO. 10463
Commission Expires
10/10/2019
NOTARY PUBLIC
LAMAR COUNTY

PERSONALLY appeared before me, the undersigned authority in and for the aforesaid County and State, on this 6th day of Feb., 20 18, within my jurisdiction, the within named Toby Barker, Kermas Eaton who acknowledged that he(she) executed the above and foregoing instrument and is authorized to execute agreement by said company, and that for and on behalf of said company, and as its act and deed, he(she) executed the above and foregoing instrument, after first having been duly authorized by said company so to do.

My commission expires: 10/10/2019 Notary Public L D Larremore

WITNESS ACKNOWLEDGEMENT

STATE OF _____

COUNTY OF _____

PERSONALLY appeared before me, the undersigned authority in and for the aforesaid County and State, on this _____ day of _____, 20_____, within my jurisdiction, _____, one of the subscribing witnesses to the above and foregoing instrument, who, being first duly sworn, states that he(she) saw the above named _____, whose name is subscribed thereto, sign, and deliver the same to Pearl River Valley Electric Power Association; and that Affiant subscribed his(her) name as a witness thereto in the presence of _____

My commission expires: _____ Notary Public _____

PEARL RIVER VALLEY ELECTRIC POWER ASSOCIATION

Title: _____ General Manager

Revised 11-1-2015 Effective Date: _____

ACCOUNT NUMBER 46099-009

STAKING REPORT

JOB NUMBER: **33679**

POLE NUMBER: **R4-65**

DATE STAKED: **8-Jan-18**

NAME: **CITY OF HATTIESBURG**

SERVICE FOR:	T/S TO HOUSE	TEMP TO PERM	TRAILER	BARN
	OH to UG	SHOP	SECURITY LIGHT	
	RATE 1	RATE 10	RATE 20	RATE 21

LIGHTING CONTRACT: 1-1YEAR

EASEMENTS RECEIVED: N/A

EASEMENTS NEEDED: N/A

COUNTY: **FORREST**

LAND DESCRIPTION: SW 5 3N 13W

TRAILER REG. NO. N/A

FLOOD/BLDG PERMIT: N/A

FEES:	**COLLECTED**	**DUE**	**BILL**	**INVOICE**
MEMBERSHIP				
DEPOSIT				
CONNECTION FEE		$45.00		
CONST. FEE O.H.		$145.00		
CONST. FEE URD				
TEMP. SER. CHARGE				
OTHER				
ROW RECORDING FEE				
SALES TAX	$0.00	$13.30	$0.00	$0.00
TOTAL	$0.00	$203.30	$0.00	$0.00
		WILL CALL		READY

MINIMUIM BILL: **APPROX $8.75 A MONTH**

COMMENTS: **INSTALL SECURITY LIGHT(M26-100) ON EXISTING POLE**

CONTRACT CHARGES: 290' @ $.5 PER FOOT FOR OH CONSTRUCTION

STAKING ENGINEER: Damen losty

City of Hattiesburg, MS

200 Forrest St.
P.O. Box 1898
Hattiesburg, MS 39401

Master

File Number: 2018-181

File ID:	2018-181	**Type:**	Regular Agenda Item	**Status:**	Tabled
Version:	1	**Reference:**		**In Control:**	City Council
Requester:	Lamar Rutland			**File Created:**	01/29/2018
Brief Title:	Approve and Authorize Mayor to execute Lighting Lease Agreement with Mississippi Power for 34 LED fixtures at various Intersections around the city.			**Final Action:**	
				Minute Book Number:	MB2018-28-29

Title:

Approve and Authorize Mayor to execute Lighting Lease Agreement with Mississippi Power for 34 LED fixtures at various Intersections around the city (as described in the attached agreement) for a monthly lease amount of $714.00.

Notes:			
		Agenda Date:	02/06/2018
Indexes:		**Agenda Number:**	VI.-17
Sponsors:		**Enactment Date:**	
Attachments:	MS Power-Various Intersections	**Enactment Number:**	
Contact:		**Meeting Date:**	02/06/2018
Drafter:	Sharon Waits	**Effective Date:**	

History of Legislative File

Version:	Acting Body:	Date:	Action:	Sent To:	Due Date:	Return Date:	Result:
1	City Council	02/06/2018	Table				Pass

Action Text: A MOTION was made by Council Member Delgado and seconded by Council Member George to TABLE to Approve and Authorize Mayor to execute Lighting Lease Agreement with Mississippi Power for 34 LED fixtures at various Intersections around the city (as described in the attached agreement) for a monthly lease amount of $714.00.

There being no discussion, the Motion to Table received the affirmative vote of the Council as follows:

Yeas: 5 - George, Delgado, Carroll, Dryden and Brown

Nays: 0

Yea: 5 Council Member George
Council Member Delgado
Council President Carroll
Council Vice President Dryden
Council Member Brown

Text of Legislative File 2018-181

Title

Approve and Authorize Mayor to execute Lighting Lease Agreement with Mississippi Power for 34 LED fixtures at various Intersections around the city (as described in the attached agreement) for a monthly lease amount of $714.00.

Summary

Approve and Authorize Mayor to execute Lighting Lease Agreement with Mississippi Power for 34 LED fixtures at various Intersections around the city (as described in the attached agreement) for a monthly lease amount of $714.00.

5082 Old Hwy 42
Hattiesburg, Mississippi 39401
Tel 601-545-4164

Mississippi Power

October 30, 2017

City of Hattiesburg
P.O. Box 1898
Hattiesburg, MS 39401

RE: Intersection Lighting

To: Whom It May Concern

Mississippi Power Company (MPC) appreciates the opportunity to provide you with a LED lighting conversion proposal for twelve of your intersections in Hattiesburg, MS. Our proposal includes the replacement of your existing fixtures with LED fixtures that will improve uniformity and relieve the city of maintenance cost.

The advantages of using MPC to provide your lighting installation and/or maintenance includes our 24-hour call center, over 80+ years of lighting experience, quick response from local experienced employees, utility-grade material, and monthly bill. Below is a list of those intersections affected along with the number of fixtures at each location.

Intersections/# Fixtures: 3-Hardy St. & W-I59 Off Ramp, 2-Hardy 49 & PRC Boulevard, 6-Hwy 11 & W Tatum, 2-Hwy 11 & Parkway, 4-Hardy St & Hwy 49 ,4-Hardy St & Westover Dr., 1-Hardy St &40th. Ave., 2-Hardy St & 38th Ave., 2-Hardy St & 34th Ave., 2-Hardy St & 31St Ave., 4-Hardy St & 29th Ave., 2-Bonhomie & W Tatum

Scope of Work:

Remove: (34) fixtures Customer owned fixtures and discard

Install:

- (32) 225W LED Black Fixtures
- (2) 225W LED Gray Fixtures
- **Monthly Lease Cost: $714.00* ($21.00 per fixture)**

** 7-year minimum lease term required and includes complete maintenance of lighting fixture and bracket s only.*

Applicable taxes not included. This agreement contains confidential and proprietary pricing information that shall be kept as confidential to the fullest extent permitted by Mississippi law. This proposal is good for 60 days.

We will be glad to meet with you and discuss in more detail if you would like. My contact information is provided below. Thank you for the opportunity to serve your lighting needs. Pricing is good for 60 days.

Sincerely,

Greg Parker

Office: (601)545-4164
Cell: (228) 341-0741
Fax: (228) 865-5843
gmparker@southernco.com

Proprietary and Confidential Information

Mississippi Power

Lighting Services – Standard Lease Agreement

Customer Name: City of Hattiesburg Phone #: _____

Service Address: Hardy St. & W-I59 Off Ramp, Hardy 49 & PRC Boulevard, Hwy 11 & W Tatum, Hwy11 & Parkway, Hardy St & Hwy 49, Hardy St & Westover Dr., Hardy St & 40th. Ave., Hardy St & 38th Ave., Hardy St & 34th Ave., Hardy St & 31St Ave., Hardy St & 29th Ave., Bonhomie & W Tatum

Mailing Address: P.O. Box 1898
Hattiesburg, MS 39403

Tax ID#: _____ CSS Account #: **59841-82000**

Job Order #: _____ GWO #: _____

Type Customer: ☐Commercial ☐Industrial ☐Governmental

Description of Business (Apartment Complex, Restaurant, Ball-field, etc.): Road Intersections

Install: 34-225W LED Fixtures on customer owned poles

Upfront Customer Payment Amount: $0

Monthly Lease Charge: $ 714.00 *(Excludes applicable sales tax)*

Initial Term of Agreement: 84 Months

Project Notes: Fixtures will be installed on customer owned poles.

Customer agrees to lease the facilities described above from Mississippi Power Company on the attached terms and conditions.

Customer's Authorized Signature:

Signature: _____

Print Name: _____

Print Title: _____

Date: _____

Mississippi Power Company:

Signature: _____

Print Name: David Buckner

Print Title: Director, Marketing and Sales

Date: _____

1. **Lighting Equipment Lease.** Mississippi Power Company ("MPC") will lease to Customer the "Facilities" described on Page 1 of this Lease Agreement ("Agreement") for use at the "Premises" (the "Service Address" shown on Page 1). Customer grants a license of right of access to MPC (and to MPC's representatives and contractors) to enter the Premises to install, connect, inspect, maintain, test, replace, repair, or remove the Facilities; to remove or disconnect pre-existing equipment as noted; or to conduct any other Agreement-related activity (collectively, the "MPC Activities"). Customer acknowledges that the Facilities, though attached to real property, will always remain the exclusive personal property of MPC and that MPC may remove the facilities when this Agreement ends. Customer also acknowledges that regulatory change during the Agreement term may require MPC to modify or replace some Facilities.

2. **Term.** The "Initial Term" of this Agreement is the period stated on Page 1, calculated from the date of the first monthly bill. After the Initial Term, the Agreement will automatically renew on an annual basis until terminated by either Customer or MPC by providing written notice of intent to terminate to the other party at least 30 days before the desired termination date. MPC's address for notice is Mississippi Power Company, ATTN: Marketing Lighting Services, PO Box 4079, Gulfport, MS 39502-4079. Customer's address for notice is the Mailing Address shown on Page 1.

3. **Payment.** MPC will invoice Customer per the terms stated on Page 1. Customer agrees to pay the amount billed by the due date. If there is a balance outstanding past the due date, Customer agrees to also pay a 1.5% late fee on the unpaid monthly balance and also acknowledges that Customer may be required to pay a deposit of up to two times the Monthly Charge in order to continue service. CUSTOMER ACKNOWLEDGES THAT MPC MAKES NO REPRESENTATION OR WARRANTY REGARDING TREATMENT OF THIS TRANSACTION BY THE INTERNAL REVENUE SERVICE OR THE STATUS OF THIS AGREEMENT UNDER ANY FEDERAL OR STATE TAX LAW; CUSTOMER ENTERS INTO THIS AGREEMENT IN SOLE RELIANCE UPON CUSTOMER'S OWN ADVISORS.

4. **Equipment Protection.** Throughout this Agreement's term, Customer will inform its personnel (and any contractor or person performing construction at the Premises or digging near MPC's Facilities) of the Facilities presence. Either Customer or the other party must provide notices and locate requests to the Mississippi One Call System and must coordinate all activities with the One Call Center and with all utility facility owners or operators as required by the then current Mississippi One Call Law. Customer further acknowledges that any such work may require compliance with certain laws and regulations, including, without limitation, the Mississippi High Voltage Power Lines Act, Miss. Code Ann. §§ 45-15-1, et seq., and regulations of the Occupational Safety and Health Administration. These laws and regulations shall be independently consulted by Customer to determine if any additional compliance measures shall be undertaken by Customer prior to commencement of any work; provided, however, that no work shall be performed until such consultation and compliance has been completed. As between Customer and MPC, Customer will bear all costs arising from failure to comply with these laws or for Facility damage caused by anyone other than MPC (or MPC's representatives or contractors). IF THE FACILITIES ARE DAMAGED, CUSTOMER WILL REPORT THE DAMAGE TO MPC AS SOON AS POSSIBLE BY CALLING 800-487-3275.

5. **Maintenance/Repairs.** During this Agreement's term, MPC will maintain the Facilities and will bear the cost of routine repair or replacement. All non-routine maintenance or repair can be done at the Customer's request and will be billed to Customer at then-current MPC rates. Customer must notify MPC of any need for Facility repair by calling 877-656-1836. If the Facility damage was caused by Customer or third party, Customer will reimburse MPC for the repair or replacement cost. Either Party shall be excused from performance of its obligations hereunder other than accrued payment obligations and shall not be construed to be in default in respect of such obligations to the extent that, and for so long as, failure to perform such obligations is due to a Force Majeure Event defined as any occurrence, nonoccurrence or set of circumstances that is beyond the reasonable control of such Party.

6. **Safety/Damages.** CUSTOMER ACKNOWLEDGES SOLE RESPONSIBILITY FOR THE SAFETY OF THE PREMISES AND ACKNOWLEDGES THAT MPC NEITHER HAS, NOR ASSUMES, ANY OBLIGATION TO ENSURE THE PREMISES' SAFETY. MPC makes no covenant, warranty, or representation of any kind (including warranty of fitness for a particular purpose or of merchantability) regarding the equipment or any MPC activity under this agreement. Customer will not be entitled to indirect or consequential damages from MPC of any kind (including loss of revenue, loss of actual or anticipated profits, loss of capital costs, loss of business reputation, or punitive damages) arising from any damage or delay involving the Facilities or this Agreement.

7. **Indemnity.** To the fullest extent allowed by law, Customer agrees to indemnify, defend (if requested by MPC), and hold harmless MPC and its affiliates and contractors (and their officers, directors, employees, representatives, and agents) from and against any claim, demand, damage, expense (including attorney's fees and court costs), action, proceeding, judgment, penalty, fine, cost, or other liability (whether based upon tort, breach of contract, strict liability, equity, or otherwise) of any kind or nature for bodily injury (including death) to persons, damage to real or personal property (including loss of use), monetary damage, or equitable relief caused by or arising out of any act or omission of Customer involving this Agreement, the Facilities, or the Premises, in whatever manner caused and regardless of whether caused by or arising out of the joint, concurrent, or contributory (but not sole) negligence of MPC, any other person indemnified under this Agreement, or any other person not a party to this Agreement.

8. **Default.** Customer will be in default if any amount owed under this Agreement is not paid within 45 days of billing. MPC's waiver of any past default will not waive any other default. If default occurs, MPC may, at its discretion, immediately terminate this Agreement, collect all past due amounts and all amounts due for the Facilities during the Agreement's remaining term, remove the Facilities from the Premises, and seek any other available remedy. MPC shall be entitled to reasonable attorney's fees, costs and expenses associated with any claim or litigation concerning Customer's default of this Agreement.

9. **Entire Agreement.** This Agreement contains the parties' entire agreement relating to the Facilities and replaces any prior agreement, written or oral. This Agreement may be modified only by an amendment signed by each party, except that updated contact information (e.g. address, phone number, etc) may be provided at any time by written notice to the other party. This Agreement will be governed by Mississippi law. If any provision is ruled invalid or unenforceable, the Agreement as a whole will not be affected. In this Agreement, "including" means "including, but not limited to."

10. **Pole Attachments.** If Customer desires to attach anything to any Facilities (poles, light fixtures, brackets, etc), Customer must first obtain MPC's written permission. Customer must contact MPC's Lighting Services Business Unit at 877-656-1836 to obtain the proper pole attachment authorization.

11. **Customer Representations.** Customer represents to MPC that: (i) Customer is expressly authorized by all Premises owners (and any other party with rights in the Premises) to enter into this Agreement and to authorize the MPC Activities (including the use of vehicles, equipment, tools, and materials necessary); (ii) all Premises property lines are clearly and accurately marked; and (iii) the Premises' final grade will vary no more than 6" from the grade existing at the time of Facility installation.

    a. **Customer Duty.** If MPC agrees to allow Customer to perform any part of the Facility installation (including trenching) itself or through a third party, Customer warrants that its work will meet MPC's installation specifications (which will be provided to the Customer). Customer will bear all reasonable additional costs arising from Customer's non-compliance with MPC's specifications or lack of timely (i.e. 10 days) notice to MPC that MPC's portion of the Facilities installation can commence.

    b. **Underground Facilities/Obstructions.** Because MPC's Activities may require excavation or digging, Customer acknowledges that **Customer must mark all underground obstructions and private utilities and facilities (e.g. gas lines, water lines, sewer lines, irrigation facilities, low voltage data or communication cables or lines, etc) at the Premises.** Customer warrants either that: (i) all underground obstructions and private utilities and facilities have been marked or will be marked before MPC commences Facility installation or other MPC Activities involving excavation or digging; or (ii) there are no underground obstructions or private utilities or facilities at the Premises.

    c. **Unforeseen Conditions.** If Customer fails to properly mark or identify a private utility or facility or other underground obstruction, and damage occurs in connection with MPC's Activities, Customer agrees that, as between Customer and MPC, Customer will bear sole responsibility for any and all damages incurred, including MPC and/or third-party damages, and that MPC will have no liability for any damage or resulting delay. Customer also acknowledges that the estimated charges shown on Page 1 include no allowance for any subsurface rock, wetlands, underground stream, buried waste, unsuitable or unstable soil, underground obstruction, archeological artifact, burial ground, threatened or endangered species, hazardous substance, etc. not known to Customer or properly identified and marked by Customer. If an unforeseen condition is encountered, MPC, in its sole discretion, may stop all MPC Activity until Customer either remedies the unforeseen condition or agrees to reimburse all MPC expenses arising from the unforeseen condition. Customer will bear all costs of any Facility modification or change requested by Customer or dictated by unforeseen conditions or circumstances outside MPC's control.

CUSTOMER REPRESENTATIONS ACKNOWLEDGED BY CUSTOMER: Initials: _____ Date:_____

City of Hattiesburg, MS

200 Forrest St.
P.O. Box 1898
Hattiesburg, MS 39401

Master

File Number: 2018-174

File ID:	2018-174	**Type:**	Regular Agenda Item	**Status:**	Passed
Version:	1	**Reference:**		**In Control:**	City Council
Requester:	Lamar Rutland			**File Created:**	01/29/2018
Brief Title:	Supplemental Agreement No. 2 with Casablanca Construction, Inc. for Warehouse at Water Plant No. 2			**Final Action:**	02/06/2018
				Minute Book Number:	MB2018-29

Title:

Approve and Authorize Mayor to execute multiple originals of Supplemental Agreement No. 2 with Casablanca Construction, Inc. for additional construction services to repair damages caused by the January 21, 2017 tornado to the Warehouse at Water Plant No. 2 for an increase in the contract of $57,847.00; Authorize issuance of manual check in payment.

Notes:			
		Agenda Date:	02/06/2018
Indexes:		**Agenda Number:**	VI.-18
Sponsors:		**Enactment Date:**	
Attachments:	Casablanca Constr.-Supplemental Agreement No. 2, executed Casablanca Constr.-Supplemental Agreement No. 2	**Enactment Number:**	
Contact:		**Meeting Date:**	02/06/2018
Drafter:	Sharon Waits	**Effective Date:**	

History of Legislative File

Version:	Acting Body:	Date:	Action:	Sent To:	Due Date:	Return Date:	Result:
1	City Council	02/06/2018	Approve				Pass

Action Text: A MOTION was made by Council Member George and seconded by Council Vice President Dryden to Approve and Authorize Mayor to execute multiple originals of Supplemental Agreement No. 2 with Casablanca Construction, Inc. for additional construction services to repair damages caused by the January 21, 2017 tornado to the Warehouse at Water Plant No. 2 for an increase in the contract of $57,847.00; Authorize issuance of manual check in payment.

There being no discussion, the Motion received the affirmative vote of the Council as follows:

Yeas: 5 - George, Delgado, Carroll, Dryden and Brown

Nays: 0

Yea: 5 Council Member George
Council Member Delgado
Council President Carroll
Council Vice President Dryden
Council Member Brown

Text of Legislative File 2018-174

Title

Approve and Authorize Mayor to execute multiple originals of Supplemental Agreement No. 2 with Casablanca Construction, Inc. for additional construction services to repair damages caused by the January 21, 2017 tornado to the Warehouse at Water Plant No. 2 for an increase in the contract of $57,847.00; Authorize issuance of manual check in payment.

Summary

Approve and Authorize Mayor to execute multiple originals of Supplemental Agreement No. 2 with Casablanca Construction, Inc. for additional construction services to repair damages caused by the January 21, 2017 tornado to the Warehouse at Water Plant No. 2 for an increase in the contract of $57,847.00; Authorize issuance of manual check in payment.

Budget Information

009673.7150.11

Kermas

Warehouse at Water Plant No.2
City of Hattiesburg
Forrest County
Mississippi
SUPPLEMENTAL AGREEMENT NO. 2

Warehouse at Water Plant #2, Hattiesburg, Mississippi

WHEREAS, We, Casablanca Construction, Inc., Contractor, and Fidelity and Deposit Company of Maryland, Surety, entered into a contract with the City of Hattiesburg, Owner, on the 29th day of July, 2016 for Construction of Warehouse at Water Plant No.2

WHEREAS: It is proposed that the following items of work be added to Contract to repair damage that was caused by tornado that hit Hattiesburg and surrounding areas in January 2017.

Item	Description	Unit	Price
1.	Remove and replace entire roof panels and insulation. Remove and replace both end walls panels in their entirety. Replace any damaged girts on end walls. Remove and replace damaged sidewall panels or panels as directed by engineer. Remove and replace damaged trim, gutters and down spouts. Remove and replace damaged insulation where needed. Remove and replace damaged electrical wiring, conduit and light fixtures. ~~Other miscellaneous items of work damaged by tornado~~.	L.S.	$57,847.00

ONLY QUOTED ITEMS

Total increase of original contract, plus Supplemental Agreement No.1 for $ 4,392.14 and Supplemental Agreement No. 2 for $57,847.00 will be increased from $161,800.00 to $224,039.14

Completion date will be changed from January 13, 2017 to May 4, 2018.

This agreement in no way modifies or changes the original contract of which it becomes a part, except as specifically stated herein.

NOW, THEREFORE, We, Casablanca Construction, Inc. Contractor, and Fidelity and Deposit Company of Maryland, Surety, hereby agree that said Supplemental Agreement No. 1 is hereby made a part of the Original Contract to be performed under the specifications thereof, and that the original contract is in full force and effect, except insofar as it might be modified by this Supplemental Agreement.

DATED, this 22nd day of January, 2018

Casablanca Construction, Inc.

By: _____
Contractor

Witness: _____

Fidelity and Deposit Company of Maryland

By: _____
Surety Brody Eric Buckley/Attorney-in-Fact
Resident MS Agent/Fisher Brown Bottrell Insurance, Inc.

Witness: _____
Wes Price

City of Hattiesburg

By: _____
Mayor

Witness: _____

Bond Number 9193262

Obligee: City of Hattiesburg

ZURICH AMERICAN INSURANCE COMPANY
COLONIAL AMERICAN CASUALTY AND SURETY COMPANY
FIDELITY AND DEPOSIT COMPANY OF MARYLAND
POWER OF ATTORNEY

KNOW ALL MEN BY THESE PRESENTS: That the ZURICH AMERICAN INSURANCE COMPANY, a corporation of the State of New York, the COLONIAL AMERICAN CASUALTY AND SURETY COMPANY, a corporation of the State of Maryland, and the FIDELITY AND DEPOSIT COMPANY OF MARYLAND a corporation of the State of Maryland (herein collectively called the "Companies"), by **Michael P. Bond, Vice President,** in pursuance of authority granted by Article V, Section 8, of the By-Laws of said Companies, which are set forth on the reverse side hereof and are hereby certified to be in full force and effect on the date hereof, do hereby nominate, constitute, and appoint Brody Eric Buckley, its true and lawful agent and Attorney-in-Fact, to make, execute, seal and deliver, for, and on its behalf as surety, and as its act and deed: **any and all bonds and undertakings,** and the execution of such bonds or undertakings in pursuance of these presents, shall be as binding upon said Companies, as fully and amply, to all intents and purposes, as if they had been duly executed and acknowledged by the regularly elected officers of the ZURICH AMERICAN INSURANCE COMPANY at its office in New York, New York., the regularly elected officers of the COLONIAL AMERICAN CASUALTY AND SURETY COMPANY at its office in Owings Mills, Maryland., and the regularly elected officers of the FIDELITY AND DEPOSIT COMPANY OF MARYLAND at its office in Owings Mills, Maryland., in their own proper persons.

The said Vice President does hereby certify that the extract set forth on the reverse side hereof is a true copy of Article V, Section 8, of the By-Laws of said Companies, and is now in force.

IN WITNESS WHEREOF, the said Vice-President has hereunto subscribed his/her names and affixed the Corporate Seals of the said **ZURICH AMERICAN INSURANCE COMPANY, COLONIAL AMERICAN CASUALTY AND SURETY COMPANY, and FIDELITY AND DEPOSIT COMPANY OF MARYLAND,** this 22nd day of July, A.D. 2015.

ATTEST:
ZURICH AMERICAN INSURANCE COMPANY
COLONIAL AMERICAN CASUALTY AND SURETY COMPANY
FIDELITY AND DEPOSIT COMPANY OF MARYLAND

By: Michael P. Bond
Vice President

By: Eric D. Barnes
Secretary

State of Maryland
County of Baltimore

On this 22nd day of July, A.D. 2015, before the subscriber, a Notary Public of the State of Maryland, duly commissioned and qualified, **Michael P. Bond, Vice President and Eric D. Barnes, Secretary** of the Companies, to me personally known to be the individuals and officers described in and who executed the preceding instrument, and acknowledged the execution of same, and being by me duly sworn, deposeth and saith, that he/she is the said officer of the Company aforesaid, and that the seals affixed to the preceding instrument are the Corporate Seals of said Companies, and that the said Corporate Seals and the signature as such officer were duly affixed and subscribed to the said instrument by the authority and direction of the said Corporations.

IN TESTIMONY WHEREOF, I have hereunto set my hand and affixed my Official Seal the day and year first above written.

Constance A. Dunn, Notary Public
My Commission Expires: July 9, 2019

EXTRACT FROM BY-LAWS OF THE COMPANIES

"Article V, Section 8, Attorneys-in-Fact. The Chief Executive Officer, the President, or any Executive Vice President or Vice President may, by written instrument under the attested corporate seal, appoint attorneys-in-fact with authority to execute bonds, policies, recognizances, stipulations, undertakings, or other like instruments on behalf of the Company, and may authorize any officer or any such attorney-in-fact to affix the corporate seal thereto; and may with or without cause modify of revoke any such appointment or authority at any time."

CERTIFICATE

I, the undersigned, Vice President of the ZURICH AMERICAN INSURANCE COMPANY, the COLONIAL AMERICAN CASUALTY AND SURETY COMPANY, and the FIDELITY AND DEPOSIT COMPANY OF MARYLAND, do hereby certify that the foregoing Power of Attorney is still in full force and effect on the date of this certificate; and I do further certify that Article V, Section 8, of the By-Laws of the Companies is still in force.

This Power of Attorney and Certificate may be signed by facsimile under and by authority of the following resolution of the Board of Directors of the ZURICH AMERICAN INSURANCE COMPANY at a meeting duly called and held on the 15th day of December 1998.

RESOLVED: "That the signature of the President or a Vice President and the attesting signature of a Secretary or an Assistant Secretary and the Seal of the Company may be affixed by facsimile on any Power of Attorney...Any such Power or any certificate thereof bearing such facsimile signature and seal shall be valid and binding on the Company."

This Power of Attorney and Certificate may be signed by facsimile under and by authority of the following resolution of the Board of Directors of the COLONIAL AMERICAN CASUALTY AND SURETY COMPANY at a meeting duly called and held on the 5th day of May, 1994, and the following resolution of the Board of Directors of the FIDELITY AND DEPOSIT COMPANY OF MARYLAND at a meeting duly called and held on the 10th day of May, 1990.

RESOLVED: "That the facsimile or mechanically reproduced seal of the company and facsimile or mechanically reproduced signature of any Vice-President, Secretary, or Assistant Secretary of the Company, whether made heretofore or hereafter, wherever appearing upon a certified copy of any power of attorney issued by the Company, shall be valid and binding upon the Company with the same force and effect as though manually affixed.

IN TESTIMONY WHEREOF, I have hereunto subscribed my name and affixed the corporate seals of the said Companies, this 22nd day of January, 2018.

Thomas O. McClellan, Vice President

Kermas

Warehouse at Water Plant No.2
City of Hattiesburg
Forrest County
Mississippi
SUPPLEMENTAL AGREEMENT NO. 2

Warehouse at Water Plant #2, Hattiesburg, Mississippi

WHEREAS, We, Casablanca Construction, Inc., Contractor, and Fidelity and Deposit Company of Maryland, Surety, entered into a contract with the City of Hattiesburg, Owner, on the 29th day of July, 2016 for Construction of Warehouse at Water Plant No.2

WHEREAS: It is proposed that the following items of work be added to Contract to repair damage that was caused by tornado that hit Hattiesburg and surrounding areas in January 2017.

Item	Description	Unit	Price
1.	Remove and replace entire roof panels and insulation. Remove and replace both end walls panels in their entirety. Replace any damaged girts on end walls. Remove and replace damaged sidewall panels or panels as directed by engineer. Remove and replace damaged trim, gutters and down spouts. Remove and replace damaged insulation where needed. Remove and replace damaged electrical wiring, conduit and light fixtures. ~~Other miscellaneous items of work damaged by tornado.~~ TWS	L.S.	$57,847.00

ONLY QUOTED ITEMS

Total increase of original contract, plus Supplemental Agreement No.1 for $ 4,392.14 and Supplemental Agreement No. 2 for $57,847.00 will be increased from $161,800.00 to $224,039.14

Completion date will be changed from January 13, 2017 to May 4, 2018.

This agreement in no way modifies or changes the original contract of which it becomes a part, except as specifically stated herein.

NOW, THEREFORE, We, Casablanca Construction, Inc. Contractor, and Fidelity and Deposit Company of Maryland, Surety, hereby agree that said Supplemental Agreement No. 1 is hereby made a part of the Original Contract to be performed under the specifications thereof, and that the original contract is in full force and effect, except insofar as it might be modified by this Supplemental Agreement.

DATED, this 22nd day of January, 2018

Casablanca Construction, Inc.

By: _____
Contractor

Witness: _____

Fidelity and Deposit Company of Maryland

By: _____
Surety Brody Eric Buckley/Attorney-in-Fact
Resident MS Agent/Fisher Brown Bottrell Insurance, Inc.

Witness: _____
Wes Price

City of Hattiesburg

By: _____
Mayor

Witness: _____

Bond Number 9193262

Obligee: City of Hattiesburg

ZURICH AMERICAN INSURANCE COMPANY
COLONIAL AMERICAN CASUALTY AND SURETY COMPANY
FIDELITY AND DEPOSIT COMPANY OF MARYLAND
POWER OF ATTORNEY

KNOW ALL MEN BY THESE PRESENTS: That the ZURICH AMERICAN INSURANCE COMPANY, a corporation of the State of New York, the COLONIAL AMERICAN CASUALTY AND SURETY COMPANY, a corporation of the State of Maryland, and the FIDELITY AND DEPOSIT COMPANY OF MARYLAND a corporation of the State of Maryland (herein collectively called the "Companies"), by **Michael P. Bond, Vice President**, in pursuance of authority granted by Article V, Section 8, of the By-Laws of said Companies, which are set forth on the reverse side hereof and are hereby certified to be in full force and effect on the date hereof, do hereby nominate, constitute, and appoint Brody Eric Buckley, its true and lawful agent and Attorney-in-Fact, to make, execute, seal and deliver, for, and on its behalf as surety, and as its act and deed: **any and all bonds and undertakings**, and the execution of such bonds or undertakings in pursuance of these presents, shall be as binding upon said Companies, as fully and amply, to all intents and purposes, as if they had been duly executed and acknowledged by the regularly elected officers of the ZURICH AMERICAN INSURANCE COMPANY at its office in New York, New York., the regularly elected officers of the COLONIAL AMERICAN CASUALTY AND SURETY COMPANY at its office in Owings Mills, Maryland., and the regularly elected officers of the FIDELITY AND DEPOSIT COMPANY OF MARYLAND at its office in Owings Mills, Maryland., in their own proper persons.

The said Vice President does hereby certify that the extract set forth on the reverse side hereof is a true copy of Article V, Section 8, of the By-Laws of said Companies, and is now in force.

IN WITNESS WHEREOF, the said Vice-President has hereunto subscribed his/her names and affixed the Corporate Seals of the said **ZURICH AMERICAN INSURANCE COMPANY, COLONIAL AMERICAN CASUALTY AND SURETY COMPANY, and FIDELITY AND DEPOSIT COMPANY OF MARYLAND**, this 22nd day of July, A.D. 2015.

ATTEST:
ZURICH AMERICAN INSURANCE COMPANY
COLONIAL AMERICAN CASUALTY AND SURETY COMPANY
FIDELITY AND DEPOSIT COMPANY OF MARYLAND

By: Michael P. Bond
Vice President

By: Eric D. Barnes
Secretary

State of Maryland
County of Baltimore

On this 22nd day of July, A.D. 2015, before the subscriber, a Notary Public of the State of Maryland, duly commissioned and qualified, **Michael P. Bond, Vice President and Eric D. Barnes, Secretary** of the Companies, to me personally known to be the individuals and officers described in and who executed the preceding instrument, and acknowledged the execution of same, and being by me duly sworn, deposeth and saith, that he/she is the said officer of the Company aforesaid, and that the seals affixed to the preceding instrument are the Corporate Seals of said Companies, and that the said Corporate Seals and the signature as such officer were duly affixed and subscribed to the said instrument by the authority and direction of the said Corporations.

IN TESTIMONY WHEREOF, I have hereunto set my hand and affixed my Official Seal the day and year first above written.

Constance A. Dunn, Notary Public
My Commission Expires: July 9, 2019

EXTRACT FROM BY-LAWS OF THE COMPANIES

"Article V, Section 8, Attorneys-in-Fact. The Chief Executive Officer, the President, or any Executive Vice President or Vice President may, by written instrument under the attested corporate seal, appoint attorneys-in-fact with authority to execute bonds, policies, recognizances, stipulations, undertakings, or other like instruments on behalf of the Company, and may authorize any officer or any such attorney-in-fact to affix the corporate seal thereto; and may with or without cause modify of revoke any such appointment or authority at any time."

CERTIFICATE

I, the undersigned, Vice President of the ZURICH AMERICAN INSURANCE COMPANY, the COLONIAL AMERICAN CASUALTY AND SURETY COMPANY, and the FIDELITY AND DEPOSIT COMPANY OF MARYLAND, do hereby certify that the foregoing Power of Attorney is still in full force and effect on the date of this certificate; and I do further certify that Article V, Section 8, of the By-Laws of the Companies is still in force.

This Power of Attorney and Certificate may be signed by facsimile under and by authority of the following resolution of the Board of Directors of the ZURICH AMERICAN INSURANCE COMPANY at a meeting duly called and held on the 15th day of December 1998.

RESOLVED: "That the signature of the President or a Vice President and the attesting signature of a Secretary or an Assistant Secretary and the Seal of the Company may be affixed by facsimile on any Power of Attorney...Any such Power or any certificate thereof bearing such facsimile signature and seal shall be valid and binding on the Company."

This Power of Attorney and Certificate may be signed by facsimile under and by authority of the following resolution of the Board of Directors of the COLONIAL AMERICAN CASUALTY AND SURETY COMPANY at a meeting duly called and held on the 5th day of May, 1994, and the following resolution of the Board of Directors of the FIDELITY AND DEPOSIT COMPANY OF MARYLAND at a meeting duly called and held on the 10th day of May, 1990.

RESOLVED: "That the facsimile or mechanically reproduced seal of the company and facsimile or mechanically reproduced signature of any Vice-President, Secretary, or Assistant Secretary of the Company, whether made heretofore or hereafter, wherever appearing upon a certified copy of any power of attorney issued by the Company, shall be valid and binding upon the Company with the same force and effect as though manually affixed.

IN TESTIMONY WHEREOF, I have hereunto subscribed my name and affixed the corporate seals of the said Companies, this 22nd day of January, 2018.

Thomas O. McClellan, Vice President

Kermas

Warehouse at Water Plant No.2
City of Hattiesburg
Forrest County
Mississippi
SUPPLEMENTAL AGREEMENT NO. 2

Warehouse at Water Plant #2, Hattiesburg, Mississippi

WHEREAS, We, Casablanca Construction, Inc., Contractor, and Fidelity and Deposit Company of Maryland, Surety, entered into a contract with the City of Hattiesburg, Owner, on the 29th day of July, 2016 for Construction of Warehouse at Water Plant No.2

WHEREAS: It is proposed that the following items of work be added to Contract to repair damage that was caused by tornado that hit Hattiesburg and surrounding areas in January 2017.

Item	Description	Unit	Price
1.	Remove and replace entire roof panels and insulation. Remove and replace both end walls panels in their entirety. Replace any damaged girts on end walls. Remove and replace damaged sidewall panels or panels as directed by engineer. Remove and replace damaged trim, gutters and down spouts. Remove and replace damaged insulation where needed. Remove and replace damaged electrical wiring, conduit and light fixtures. ~~Other miscellaneous items of work damaged by tornado.~~	L.S.	$57,847.00

ONLY QUOTED ITEMS

Total increase of original contract, plus Supplemental Agreement No.1 for $ 4,392.14 and Supplemental Agreement No. 2 for $57,847.00 will be increased from $161,800.00 to $224,039.14

Completion date will be changed from January 13, 2017 to May 4, 2018.

This agreement in no way modifies or changes the original contract of which it becomes a part, except as specifically stated herein.

NOW, THEREFORE, We, Casablanca Construction, Inc. Contractor, and Fidelity and Deposit Company of Maryland, Surety, hereby agree that said Supplemental Agreement No. 1 is hereby made a part of the Original Contract to be performed under the specifications thereof, and that the original contract is in full force and effect, except insofar as it might be modified by this Supplemental Agreement.

DATED, this 22nd day of January, 2018

Casablanca Construction, Inc.

By: _____
Contractor

Witness: _____

Fidelity and Deposit Company of Maryland

By: _____
Surety Brody Eric Buckley/Attorney-in-Fact
Resident MS Agent/Fisher Brown Bottrell Insurance, Inc.

Witness: _____
Wes Price

City of Hattiesburg

By: _____
Mayor

Witness: _____

Bond Number 9193262

Obligee: City of Hattiesburg

ZURICH AMERICAN INSURANCE COMPANY
COLONIAL AMERICAN CASUALTY AND SURETY COMPANY
FIDELITY AND DEPOSIT COMPANY OF MARYLAND
POWER OF ATTORNEY

KNOW ALL MEN BY THESE PRESENTS: That the ZURICH AMERICAN INSURANCE COMPANY, a corporation of the State of New York, the COLONIAL AMERICAN CASUALTY AND SURETY COMPANY, a corporation of the State of Maryland, and the FIDELITY AND DEPOSIT COMPANY OF MARYLAND a corporation of the State of Maryland (herein collectively called the "Companies"), by **Michael P. Bond, Vice President,** in pursuance of authority granted by Article V, Section 8, of the By-Laws of said Companies, which are set forth on the reverse side hereof and are hereby certified to be in full force and effect on the date hereof, do hereby nominate, constitute, and appoint **Brody Eric Buckley**, its true and lawful agent and Attorney-in-Fact, to make, execute, seal and deliver, for, and on its behalf as surety, and as its act and deed: **any and all bonds and undertakings,** and the execution of such bonds or undertakings in pursuance of these presents, shall be as binding upon said Companies, as fully and amply, to all intents and purposes, as if they had been duly executed and acknowledged by the regularly elected officers of the ZURICH AMERICAN INSURANCE COMPANY at its office in New York, New York., the regularly elected officers of the COLONIAL AMERICAN CASUALTY AND SURETY COMPANY at its office in Owings Mills, Maryland., and the regularly elected officers of the FIDELITY AND DEPOSIT COMPANY OF MARYLAND at its office in Owings Mills, Maryland., in their own proper persons.

The said Vice President does hereby certify that the extract set forth on the reverse side hereof is a true copy of Article V, Section 8, of the By-Laws of said Companies, and is now in force.

IN WITNESS WHEREOF, the said Vice-President has hereunto subscribed his/her names and affixed the Corporate Seals of the said **ZURICH AMERICAN INSURANCE COMPANY, COLONIAL AMERICAN CASUALTY AND SURETY COMPANY, and FIDELITY AND DEPOSIT COMPANY OF MARYLAND,** this 22nd day of July, A.D. 2015.

ATTEST:
ZURICH AMERICAN INSURANCE COMPANY
COLONIAL AMERICAN CASUALTY AND SURETY COMPANY
FIDELITY AND DEPOSIT COMPANY OF MARYLAND

By: Michael P. Bond
Vice President

By: Eric D. Barnes
Secretary

State of Maryland
County of Baltimore

On this 22nd day of July, A.D. 2015, before the subscriber, a Notary Public of the State of Maryland, duly commissioned and qualified, **Michael P. Bond, Vice President and Eric D. Barnes, Secretary** of the Companies, to me personally known to be the individuals and officers described in and who executed the preceding instrument, and acknowledged the execution of same, and being by me duly sworn, deposeth and saith, that he/she is the said officer of the Company aforesaid, and that the seals affixed to the preceding instrument are the Corporate Seals of said Companies, and that the said Corporate Seals and the signature as such officer were duly affixed and subscribed to the said instrument by the authority and direction of the said Corporations.

IN TESTIMONY WHEREOF, I have hereunto set my hand and affixed my Official Seal the day and year first above written.

Constance A. Dunn, Notary Public
My Commission Expires: July 9, 2019

EXTRACT FROM BY-LAWS OF THE COMPANIES

"Article V, Section 8, Attorneys-in-Fact. The Chief Executive Officer, the President, or any Executive Vice President or Vice President may, by written instrument under the attested corporate seal, appoint attorneys-in-fact with authority to execute bonds, policies, recognizances, stipulations, undertakings, or other like instruments on behalf of the Company, and may authorize any officer or any such attorney-in-fact to affix the corporate seal thereto; and may with or without cause modify of revoke any such appointment or authority at any time."

CERTIFICATE

I, the undersigned, Vice President of the ZURICH AMERICAN INSURANCE COMPANY, the COLONIAL AMERICAN CASUALTY AND SURETY COMPANY, and the FIDELITY AND DEPOSIT COMPANY OF MARYLAND, do hereby certify that the foregoing Power of Attorney is still in full force and effect on the date of this certificate; and I do further certify that Article V, Section 8, of the By-Laws of the Companies is still in force.

This Power of Attorney and Certificate may be signed by facsimile under and by authority of the following resolution of the Board of Directors of the ZURICH AMERICAN INSURANCE COMPANY at a meeting duly called and held on the 15th day of December 1998.

RESOLVED: "That the signature of the President or a Vice President and the attesting signature of a Secretary or an Assistant Secretary and the Seal of the Company may be affixed by facsimile on any Power of Attorney...Any such Power or any certificate thereof bearing such facsimile signature and seal shall be valid and binding on the Company."

This Power of Attorney and Certificate may be signed by facsimile under and by authority of the following resolution of the Board of Directors of the COLONIAL AMERICAN CASUALTY AND SURETY COMPANY at a meeting duly called and held on the 5th day of May, 1994, and the following resolution of the Board of Directors of the FIDELITY AND DEPOSIT COMPANY OF MARYLAND at a meeting duly called and held on the 10th day of May, 1990.

RESOLVED: "That the facsimile or mechanically reproduced seal of the company and facsimile or mechanically reproduced signature of any Vice-President, Secretary, or Assistant Secretary of the Company, whether made heretofore or hereafter, wherever appearing upon a certified copy of any power of attorney issued by the Company, shall be valid and binding upon the Company with the same force and effect as though manually affixed.

IN TESTIMONY WHEREOF, I have hereunto subscribed my name and affixed the corporate seals of the said Companies, this 22nd day of January, 2018.

Thomas O. McClellan, Vice President

City of Hattiesburg, MS

200 Forrest St.
P.O. Box 1898
Hattiesburg, MS 39401

Master

File Number: 2018-168

File ID:	2018-168	**Type:**	Regular Agenda Item	**Status:**	Passed
Version:	1	**Reference:**		**In Control:**	City Council
Requester:	Andrew Ellard			**File Created:**	01/26/2018
Brief Title:	Approve Contractor and Owner Agreement and Housing Rehabilitation Award to Bettye Hill, 413 South 13th Avenue.			**Final Action:**	02/06/2018
				Minute Book Number:	MB2018-29

Title:

Approve and authorize Mayor to execute in triplicate a Contractor and Owner Agreement and a Housing Rehabilitation Grant Award to Bettye Hill of 413 South 13th Avenue in an amount not to exceed $50,000 according to the Housing Rehabilitation and Housing Programs Manual Section VII (E). {Entitlement}

Notes:			
		Agenda Date:	02/06/2018
Indexes:		**Agenda Number:**	VI.-19
Sponsors:		**Enactment Date:**	
Attachments:	Contract and Grant Agreement 01.26.18, executed Contract and Grant Agreement 01.26.18 for Bettye Hill of 413 S. 13th Ave.	**Enactment Number:**	
Contact:		**Meeting Date:**	02/06/2018
Drafter:	Kévin Jordan	**Effective Date:**	

History of Legislative File

Version:	Acting Body:	Date:	Action:	Sent To:	Due Date:	Return Date:	Result:
1	City Council	02/06/2018	Approve				Pass

Action Text: A MOTION was made by Council Vice President Dryden and seconded by Council member Delgado to Approve and authorize Mayor to execute in triplicate a Contractor and Owner Agreement and a Housing Rehabilitation Grant Award to Bettye Hill of 413 South 13th Avenue in an amount not to exceed $50,000 according to the Housing Rehabilitation and Housing Programs Manual Section VII (E). {Entitlement}

Following discussion, the Motion received the affirmative vote of the Council as follows:

Yeas: 5 - George, Delgado, Carroll, Dryden and Brown

Nays: 0

Yea: 5 Council Member George
Council Member Delgado
Council President Carroll
Council Vice President Dryden
Council Member Brown

Text of Legislative File 2018-168

Title

Approve and authorize Mayor to execute in triplicate a Contractor and Owner Agreement and a Housing Rehabilitation Grant Award to Bettye Hill of 413 South 13th Avenue in an amount not to exceed $50,000 according to the Housing Rehabilitation and Housing Programs Manual Section VII (E). {Entitlement}

Summary

Approve Contractor and Owner Agreement and Housing Rehabilitation Award to Bettye Hill, 413 South 13th Avenue.

Budget Information

Expenditure Type

Purchasing Item

Publication Information

CITY OF HATTIESBURG COMMUNITY DEVELOPMENT
Homeowner Rehabilitation/Reconstruction Program
Project HRRP

Contractor & Owner Agreement

THIS AGREEMENT, made the 6th day of February, 2018 and between the City of Hattiesburg Community Development Division (COHCD) Homeowner Rehabilitation/Reconstruction Program (HRRP) and Bettye Hill of 413 South 13th Avenue, hereinafter called Owner, and _____, with its principal place of business located at _____, Hattiesburg, Mississippi _____, hereinafter called the Contractor.

WITNESSETH

1. SCOPE OF WORK

The Contractor shall furnish all labor, materials, tools, supplies, supervision and other services and shall perform all operations necessary and required to satisfactorily complete the work shown on the drawings, work write-up (Exhibit 1), work agreement (Exhibit 2) and described in the specifications and other Contract Documents prepared for the **413 South 13th Avenue** Project by COHCD, said work to be performed on the structure(s)/property located at **413 South 13th Avenue**, Hattiesburg, Mississippi, all in accordance with terms of the Contract Documents.

2. TIME OF COMPLETION

The Owner/COHCD shall issue a written Notice to Proceed within 5 days from the date of the Owner/COHCD signing of this Agreement, accepting the Contractor's bid and proposal, providing the Contractor has obtained the necessary permits and related documents (if needed) and has presented them to the Owner/COHCD. If the Notice to Proceed is not received by the Contractor within this 5 day period, the Contractor may at his option terminate his obligation under this Agreement, provided he has obtained the necessary permits and related documentation within (15) days from the date of the Owner's/COHCD's signing of this Agreement, the Owner/COHCD has the option of terminating the Contract for cause.

The Contractor shall commence working within ten (10) calendar days, as time is of the essence in the completion of this contract, after issuance of the Notice to Proceed, and it is to be completed within sixty (60) working days after the issuance of the Notice to Proceed. **One hundred dollars ($100.00) per day, as liquidated damages, will be deducted from the final payment for every day project rehabilitation completion exceeds sixty (60) working days.** The Owner/COHCD has the option of terminating the Contract for failure to commence work within the time allowed by the Contract Agreement.

3. COMPENSATION

As full consideration for the satisfactory performance by Contractor of this Contract, the Owner/COHCD shall pay to the Contractor the sum of _____ ( ) subject to any written additions or deductions provided and incorporated herein, in accordance with the payment provisions of this Contract.

4. CHANGES IN THE WORK

The Owner/COHCD without invalidating the Contract may order Changes in Work consisting of additions, deletions, or modifications, the Contract Sum and the Contract Time being adjusted accordingly. All such Changes in the Work shall be authorized by written Change Order signed by the Owner and COHCD or their duly authorized agent.

The Contract Sum and the Contract Time may be changed by a Change Order. The cost or credit to the Owner/COHCD from a Change in the Work shall be determined by mutual agreement before executing the Work involved.

5. CORRECTION OF WORK

The Contractor shall correct any work that fails to conform to the requirements of the Contract Documents where such failure to conform appears during the progress of the Work, and shall remedy any defects due to faulty materials, equipment or workmanship which appears within a period of one year from the Date of substantial Completion of the Contract or within such longer period of time as may be prescribed by law or by the terms of any applicable special guarantee required by the Contract Documents. The provisions of this statement apply to Work done by Subcontractors as well as to Work done by direct employees of the Contractor.

6. TERMINATION BY THE OWNER

If the Contractor defaults or neglects to carry out the Work in accordance with the Contract Documents or fails to perform any provisions of the Contract, the Owner/COHCD may, after seven days written notice to the Contractor and without prejudice to any other remedy they may have, make good such deficiencies and may deduct the cost thereof from the payment then or thereafter due the Contractor. If the Contractor's workmanship is deficient and he fails to remedy such work within a specified time period, the Owner/COHCD, at their option, may terminate the Contract and take possession of the site and all materials, supplies and equipment incorporated in the work thereon. The Owner/COHCD may finish the Work by whatever method they may deem expedient. If the unpaid balance of the Contract Sum exceeds the expenses of finishing the Work, such excess shall be paid to the Contractor for approved work completed, but if such expense exceeds such unpaid balance, the Contractor shall pay the difference to the Owner/COHCD.

7. PAYMENTS/DRAWS

Payments may be withheld on account of (1) defective Work not remedied, (2) claims filed, (3) failure of the Contractor to make payments properly to Subcontractors or for labor, materials or equipment, (4) damage to another contractor or (5) unsatisfactory prosecution of the Work of the Contractor.

Final payment shall not be due until the Contractor has delivered to the Owner/CHOCD filed lien waivers/releases, indemnifying them against any lien.

The making of final payment shall constitute a waiver of all claims by the Owner/COHCD except those arising from (1) unsettled liens, (2) faulty or defective Work appearing after Substantial Completion, (3) failure of Work to comply with the Requirements of the Contract Documents or (4) terms of any special guarantees required

by the Contract Documents. The acceptance of the final payment shall constitute a wavier of all claims by the Contractor except those preciously made in writing and still unsettled.

1. _____
2. _____
3. _____
4. _____
5. _____

8. ACCEPTANCE AND FINAL PAYMENT

Final payment shall be due thirty (30) days after completion and acceptance of the work, provided the Contract has been satisfactorily performed, subject to the provision of the General Conditions of the Contract.

9. DEED RESTRICTION

There will be deed restriction attached to **413 South 13th Avenue** for five (5) years. Homeowner agrees to occupy the rehabilitated home for five (5) years after rehabilitation activities are completed. The homeowner agrees to pay the prorated grant amount and legal fees associated with securing repayment to the City of Hattiesburg in the event the property is sold, transferred or disposed of prior to the expiration of the five (5) year affordability period. **Homeowner acknowledges and agrees that this contract shall be binding on his/hers/their heirs, executors and assigns.**

10. ASSIGNMENT OF CONTRACT

This agreement may not be assigned to any Contractor or Agent of Contractor. IN WITNESS WHEREOF, the parties hereto executed this Agreement the _____ day of _____, 2018.

_____
Bettye Hill Date

_____
Spouse's Signature Date

City of Hattiesburg, Mississippi

By: _____
Toby Barker, Mayor

Date: February 6, 2018

Attest: _____
City Clerk

Contractor

By: _____

Date: _____

Attest: _____

CITY OF HATTIESBURG
HOUSING REHABILITATION (25K+)
GRANT AWARD AGREEMENT

General Terms and Conditions

1. _____ I certify that I currently live in and own the home for which I am accepting repair assistance.

2. _____ I agree to remain in Hattiesburg during the course of the repairs being performed and to make my home accessible between the hours of 7:00 a.m. and 5:00 p.m., Monday through Friday, unless otherwise arranged.

3. _____ I understand that I am responsible for packing and storage of jewelry, family heirlooms, food, cleaning and other chemicals, lawn equipment, and toiletries for the duration of the repair work as necessary.

4. _____ I understand that the discovery of illegal activities or the use of verbal or physical threats of harm towards City employees, the contractor or his workers will result in an immediate termination of all repair activities.

5. _____ I agree that the City has irrevocable rights and permission to use my name and to use, reproduce, exhibit, copyright and publish photographic images and/or videotaped images of me and/or my home for advertising, trade and/or any other lawful purpose.

6. _____ I agree to attend Homeowner's Maintenance Training and understand that I will be contacted with the dates and times for this mandatory training.

7. _____ I certify that I am not an employee of the City of Hattiesburg, nor do I have an immediate family member who is an elected official of the City of Hattiesburg nor an employee who is responsible for the administration, management and oversight of the program (Community Development Division Staff).

8. _____ I hereby agree to occupy the home to be rehabilitated for a period of not less than **five (5)** years after completion of the repairs funded under in the Housing Rehabilitation Program. **(Homeowner acknowledges and agrees that this agreement shall be binding on his/hers/their heirs, executors and assigns.)**

9. _____ I agree to repay the prorated grant amount and legal fees associated with securing repayment to the City should I sale, transfer or dispose of the property prior to the expiration of the ***five*** **(5)** year affordability period.

10. _____ I understand that I cannot apply for another Housing Rehabilitation or Housing Repair Grant within the **five (5)** year affordability period.

11. _____ I hereby agree to maintain homeowner's insurance and when applicable, flood insurance.

12. _____ I hereby agree to maintain all county and city property taxes as they come due during the affordability period.

13. _____ I hereby agree that the completion of the repairs for which these grant funds are awarded shall constitute a complete work agreement and I will sign all the necessary paperwork to allow for payment to the contractor.

By my signature below I, **Bettye Hill of 413 South 13th Avenue,** agree to all the terms of this grant and understand that failure to abide by any of the terms will result in forfeiture of my grant and/or repayment of expended grant funds this the _____ day of _____, 2018.

_____
Homeowner's Signature

_____
Spouse's Signature

GRANT AWARD

The Homeowner(s), Bettye Hill of 413 South 13th Avenue, is hereby awarded a Housing Rehabilitation Grant for General Construction costs in an amount not to exceed $50,000 [excluding 10% allowance for change order/discovery repairs according to the Housing Rehabilitation and Housing Programs Manual Section VIII (E)]. Lead and Asbestos activities have been contracted separately on this the 6th day of February, 2018.

City of Hattiesburg, Mississippi	**Contractor**
By: _____ Toby Barker, Mayor	By: _____
Date: February 6, 2018	Date: _____
Attest: _____ City Clerk	Attest: _____

CITY OF HATTIESBURG COMMUNITY DEVELOPMENT
Homeowner Rehabilitation/Reconstruction Program
Project HRRP

Contractor & Owner Agreement

THIS AGREEMENT, made the 6th day of February, 2018 and between the City of Hattiesburg Community Development Division (COHCD) Homeowner Rehabilitation/Reconstruction Program (HRRP) and Bettye Hill of 413 South 13th Avenue, hereinafter called Owner, and _____, with its principal place of business located at _____, Hattiesburg, Mississippi _____, hereinafter called the Contractor.

WITNESSETH

1. SCOPE OF WORK

The Contractor shall furnish all labor, materials, tools, supplies, supervision and other services and shall perform all operations necessary and required to satisfactorily complete the work shown on the drawings, work write-up (Exhibit 1), work agreement (Exhibit 2) and described in the specifications and other Contract Documents prepared for the **413 South 13th Avenue** Project by COHCD, said work to be performed on the structure(s)/property located at **413 South 13th Avenue**, Hattiesburg, Mississippi, all in accordance with terms of the Contract Documents.

2. TIME OF COMPLETION

The Owner/COHCD shall issue a written Notice to Proceed within 5 days from the date of the Owner/COHCD signing of this Agreement, accepting the Contractor's bid and proposal, providing the Contractor has obtained the necessary permits and related documents (if needed) and has presented them to the Owner/COHCD. If the Notice to Proceed is not received by the Contractor within this 5 day period, the Contractor may at his option terminate his obligation under this Agreement, provided he has obtained the necessary permits and related documentation within (15) days from the date of the Owner's/COHCD's signing of this Agreement, the Owner/COHCD has the option of terminating the Contract for cause.

The Contractor shall commence working within ten (10) calendar days, as time is of the essence in the completion of this contract, after issuance of the Notice to Proceed, and it is to be completed within sixty (60) working days after the issuance of the Notice to Proceed. **One hundred dollars ($100.00) per day, as liquidated damages, will be deducted from the final payment for every day project rehabilitation completion exceeds sixty (60) working days.** The Owner/COHCD has the option of terminating the Contract for failure to commence work within the time allowed by the Contract Agreement.

3. COMPENSATION

As full consideration for the satisfactory performance by Contractor of this Contract, the Owner/COHCD shall pay to the Contractor the sum of _____ ( ) subject to any written additions or deductions provided and incorporated herein, in accordance with the payment provisions of this Contract.

4. CHANGES IN THE WORK

The Owner/COHCD without invalidating the Contract may order Changes in Work consisting of additions, deletions, or modifications, the Contract Sum and the Contract Time being adjusted accordingly. All such Changes in the Work shall be authorized by written Change Order signed by the Owner and COHCD or their duly authorized agent.

The Contract Sum and the Contract Time may be changed by a Change Order. The cost or credit to the Owner/COHCD from a Change in the Work shall be determined by mutual agreement before executing the Work involved.

5. CORRECTION OF WORK

The Contractor shall correct any work that fails to conform to the requirements of the Contract Documents where such failure to conform appears during the progress of the Work, and shall remedy any defects due to faulty materials, equipment or workmanship which appears within a period of one year from the Date of substantial Completion of the Contract or within such longer period of time as may be prescribed by law or by the terms of any applicable special guarantee required by the Contract Documents. The provisions of this statement apply to Work done by Subcontractors as well as to Work done by direct employees of the Contractor.

6. TERMINATION BY THE OWNER

If the Contractor defaults or neglects to carry out the Work in accordance with the Contract Documents or fails to perform any provisions of the Contract, the Owner/COHCD may, after seven days written notice to the Contractor and without prejudice to any other remedy they may have, make good such deficiencies and may deduct the cost thereof from the payment then or thereafter due the Contractor. If the Contractor's workmanship is deficient and he fails to remedy such work within a specified time period, the Owner/COHCD, at their option, may terminate the Contract and take possession of the site and all materials, supplies and equipment incorporated in the work thereon. The Owner/COHCD may finish the Work by whatever method they may deem expedient. If the unpaid balance of the Contract Sum exceeds the expenses of finishing the Work, such excess shall be paid to the Contractor for approved work completed, but if such expense exceeds such unpaid balance, the Contractor shall pay the difference to the Owner/COHCD.

7. PAYMENTS/DRAWS

Payments may be withheld on account of (1) defective Work not remedied, (2) claims filed, (3) failure of the Contractor to make payments properly to Subcontractors or for labor, materials or equipment, (4) damage to another contractor or (5) unsatisfactory prosecution of the Work of the Contractor.

Final payment shall not be due until the Contractor has delivered to the Owner/CHOCD filed lien waivers/releases, indemnifying them against any lien.

The making of final payment shall constitute a waiver of all claims by the Owner/COHCD except those arising from (1) unsettled liens, (2) faulty or defective Work appearing after Substantial Completion, (3) failure of Work to comply with the Requirements of the Contract Documents or (4) terms of any special guarantees required

by the Contract Documents. The acceptance of the final payment shall constitute a wavier of all claims by the Contractor except those preciously made in writing and still unsettled.

1. _____
2. _____
3. _____
4. _____
5. _____

8. ACCEPTANCE AND FINAL PAYMENT

Final payment shall be due thirty (30) days after completion and acceptance of the work, provided the Contract has been satisfactorily performed, subject to the provision of the General Conditions of the Contract.

9. DEED RESTRICTION

There will be deed restriction attached to **413 South 13th Avenue** for five (5) years. Homeowner agrees to occupy the rehabilitated home for five (5) years after rehabilitation activities are completed. The homeowner agrees to pay the prorated grant amount and legal fees associated with securing repayment to the City of Hattiesburg in the event the property is sold, transferred or disposed of prior to the expiration of the five (5) year affordability period. **Homeowner acknowledges and agrees that this contract shall be binding on his/hers/their heirs, executors and assigns.**

10. ASSIGNMENT OF CONTRACT

This agreement may not be assigned to any Contractor or Agent of Contractor. IN WITNESS WHEREOF, the parties hereto executed this Agreement the _____ day of _____, 2018.

_____ _____

Bettye Hill Date Spouse's Signature Date

SIGN HERE

City of Hattiesburg, Mississippi

By: _____
Toby Barker, Mayor

Date: February 6, 2018

Attest: _____
City Clerk

Contractor

By: _____

Date: _____

Attest: _____

CITY OF HATTIESBURG
HOUSING REHABILITATION (25K+)
GRANT AWARD AGREEMENT

General Terms and Conditions

1. _____ I certify that I currently live in and own the home for which I am accepting repair assistance.

2. _____ I agree to remain in Hattiesburg during the course of the repairs being performed and to make my home accessible between the hours of 7:00 a.m. and 5:00 p.m., Monday through Friday, unless otherwise arranged.

3. _____ I understand that I am responsible for packing and storage of jewelry, family heirlooms, food, cleaning and other chemicals, lawn equipment, and toiletries for the duration of the repair work as necessary.

4. _____ I understand that the discovery of illegal activities or the use of verbal or physical threats of harm towards City employees, the contractor or his workers will result in an immediate termination of all repair activities.

5. _____ I agree that the City has irrevocable rights and permission to use my name and to use, reproduce, exhibit, copyright and publish photographic images and/or videotaped images of me and/or my home for advertising, trade and/or any other lawful purpose.

6. _____ I agree to attend Homeowner's Maintenance Training and understand that I will be contacted with the dates and times for this mandatory training.

7. _____ I certify that I am not an employee of the City of Hattiesburg, nor do I have an immediate family member who is an elected official of the City of Hattiesburg nor an employee who is responsible for the administration, management and oversight of the program (Community Development Division Staff).

8. _____ I hereby agree to occupy the home to be rehabilitated for a period of not less than **five (5)** years after completion of the repairs funded under in the Housing Rehabilitation Program. **(Homeowner acknowledges and agrees that this agreement shall be binding on his/hers/their heirs, executors and assigns.)**

9. _____ I agree to repay the prorated grant amount and legal fees associated with securing repayment to the City should I sale, transfer or dispose of the property prior to the expiration of the ***five*** **(5)** year affordability period.

10. _____ I understand that I cannot apply for another Housing Rehabilitation or Housing Repair Grant within the **five (5)** year affordability period.

11. _____ I hereby agree to maintain homeowner's insurance and when applicable, flood insurance.

12. _____ I hereby agree to maintain all county and city property taxes as they come due during the affordability period.

13. _____ I hereby agree that the completion of the repairs for which these grant funds are awarded shall constitute a complete work agreement and I will sign all the necessary paperwork to allow for payment to the contractor.

By my signature below I, **Bettye Hill of 413 South 13th Avenue,** agree to all the terms of this grant and understand that failure to abide by any of the terms will result in forfeiture of my grant and/or repayment of expended grant funds this the _____ day of _____, 2018.

_____ Homeowner's Signature

_____ Spouse's Signature

GRANT AWARD

The Homeowner(s), Bettye Hill of 413 South 13th Avenue, is hereby awarded a Housing Rehabilitation Grant for General Construction costs in an amount not to exceed $50,000 [excluding 10% allowance for change order/discovery repairs according to the Housing Rehabilitation and Housing Programs Manual Section VIII (E)]. Lead and Asbestos activities have been contracted separately on this the 6th day of February, 2018.

City of Hattiesburg, Mississippi

By: _____
Toby Barker, Mayor

Date: February 6, 2018

Attest: _____
City Clerk

Contractor

By: _____

Date: _____

Attest: _____

City of Hattiesburg, MS

200 Forrest St.
P.O. Box 1898
Hattiesburg, MS 39401

Master

File Number: 2018-184

File ID:	2018-184	**Type:**	Regular Agenda Item	**Status:**	Passed
Version:	1	**Reference:**		**In Control:**	City Council
Requester:	Lamar Rutland			**File Created:**	01/29/2018
Brief Title:	Approve Closeout of Gordon Creek Depot District Project			**Final Action:**	02/06/2018
				Minute Book Number:	MB2018-29-30

Title:

Approve payment of Pay Application No. 3 to Floore Industrial Contractors, Inc. in the amount of $14,167.53 for the Gordon Creek Depot District (Buschman Street to River Avenue) project; Approve final acceptance of said project; Approve publication of Notice of Final Settlement of contract with Floore Industrial Contractors, Inc. for said project.

Notes:			
		Agenda Date:	02/06/2018
Indexes:		**Agenda Number:**	VI.-20
Sponsors:		**Enactment Date:**	
Attachments:	Closeout Documents	**Enactment Number:**	
Contact:		**Meeting Date:**	02/06/2018
Drafter:	Sharon Waits	**Effective Date:**	

History of Legislative File

Version:	Acting Body:	Date:	Action:	Sent To:	Due Date:	Return Date:	Result:
1	City Council	02/06/2018	Approve				Pass

Action Text: A MOTION was made by Council Member George and seconded by Council Vice President Dryden to Approve payment of Pay Application No. 3 to Floore Industrial Contractors, Inc. in the amount of $14,167.53 for the Gordon Creek Depot District (Buschman Street to River Avenue) project; Approve final acceptance of said project; Approve publication of Notice of Final Settlement of contract with Floore Industrial Contractors, Inc. for said project.

There being no discussion, the Motion received the affirmative vote of the Council as follows:

Yeas: 5 - George, Delgado, Carroll, Dryden and Brown

Nays: 0

Yea: 5 Council Member George
Council Member Delgado
Council President Carroll
Council Vice President Dryden
Council Member Brown

Text of Legislative File 2018-184

Title

Approve payment of Pay Application No. 3 to Floore Industrial Contractors, Inc. in the amount of $14,167.53 for the Gordon Creek Depot District (Buschman Street to River Avenue) project; Approve final acceptance of said project; Approve publication of Notice of Final Settlement of contract with Floore Industrial Contractors, Inc. for said project.

Summary

Approve payment of Pay Application No. 3 to Floore Industrial Contractors, Inc. in the amount of $14,167.53 for the Gordon Creek Depot District (Buschman Street to River Avenue) project; Approve final acceptance of said project; Approve publication of Notice of Final Settlement of contract with Floore Industrial Contractors, Inc. for said project.

Budget Information

072201.7225.11

Publication Information

Publish once on Thursday, February 15, 2018

NOTICE OF FINAL SETTLEMENT

NOTICE is hereby given that the contract between the City of Hattiesburg, Mississippi, as Owner and Floore Industrial Contractors, Inc. dated April 4, 2017, for the Gordon Creek Depot District Project, as per approved plans and specification on file in the City Clerk's Office, has been fully and completely performed and exercised, and that final settlement thereof and thereunder will be made.

THIS NOTICE is given pursuant to and under the terms and provisions of Section 31-5-53, Mississippi Code of 1972, annotated as amended and pursuant to the authority conferred by Order of the Mayor and City Council of Hattiesburg, Mississippi, appearing for record upon and as part of the official minutes of said City of Hattiesburg.

WITNESS my signature and the official seal of said City, on this the 6th day of February, 2018, A.D.

CITY OF HATTIESBURG, MISSISSIPPI

BY: _____
CITY CLERK

(S E A L)

Publish (1) Thursday, February 15, 2018
Return PROOF to City Clerk's Office
P O Box 1898
Hattiesburg, MS 39403

NEEL-SCHAFFER
Solutions you can build upon

engineers
planners
surveyors
environmental scientists
landscape architects

January 24, 2018
N-S Project No. 8667.017 Task 27

Lamar Rutland, P.E.
Director of Engineering
City of Hattiesburg
P.O. Box 1898
Hattiesburg, MS 39403-1898

REFERENCE: CONTRACTORS FINAL ESTIMATE
CITY OF HATTIESBURG
GORDON'S CREEK – DEPOT DISTRICT
BUSCHMAN STREET TO RIVER AVENUE

Dear Mr. Rutland:

Enclosed are three (3) originals of the Contractor's Final Estimate along with Final Close-Out Documents for the referenced project. I have reviewed the Contractor's Final Estimate and find the pay application to be in order. I, therefore, recommend payment to the contractor Floore Industrial Contractors, Inc., in the amount of $14,167.53 for work completed.

Please call me at 545-1565 if you have any questions or need additional information.

Sincerely,

NEEL-SCHAFFER, INC.

Geoffrey Crosby, P.E.
Senior Project Manager

GPC

Enclosures

RECEIVED 1/24/18

P.O. Box 1487 / 39403-1487 • 704 Hardy St • Hattiesburg, MS 39403 • 601.545.1565 • Fax 601.545.2267

Gordons Creek

FORM 3 Rev 1/15

PROJECT VOUCHER PAYABLE

City Of Hattiesburg County Forrest

In a/c with Floore Industrial Contractors, Inc

Contractor

4401 Wilson Springs Rd Moss Point Ms 39562

Address

GORDON'S CREEK-DEPOT DISTRICT BUSCHMAN ST TO RIVER AVE

Project Description

Estimate No. 3 (Retainage) (Final Invoice)

Engineer Neel Schaffer

Work Performed from August 1, 2017 to August 24, 2017

DESCRIPTION OF WORK	UNIT	UNIT PRICE	THIS MONTH		TO DATE	
			QUANITY	AMOUNT	QUANTITY	AMOUNT
Clearing & Grubbing	LS	$4,000.00	0.00	$0.00	1.00	$4,000.00
Removal of Obstacles	LS	$6,000.00	0.00	$0.00	1.00	$6,000.00
Tree removal under 10"	EA	$300.00	0.00	$0.00	1.00	$300.00
Tree removal 10" to 20"	EA	$500.00	0.00	$0.00	3.00	$1,500.00
removing concrete paving	SY	$38.00	0.00	$0.00	168.01	$6,384.38
rip rap Removal & reset	SY	$15.00	0.00	$0.00	211.00	$3,165.00
Site Grading	SY	$20.00	0.00	$0.00	222.00	$4,440.00
Unclassified Excavation FM AH	CY	$11.00	0.00	$0.00	116.34	$1,279.74
Borrow FM,B9, AH	CY	$16.00	0.00	$0.00	89.52	$1,432.32
Borrow FM,B7-6, AH	CY	$18.00	0.00	$0.00	88.00	$1,584.00
Excess Excavation, FM, AH	CY	$14.00	0.00	$0.00	0.00	$0.00
Topsoil	CY	$28.00	0.00	$0.00	65.00	$1,820.00
Topsoil	CY	$28.00	0.00	$0.00	2.00	$56.00
Centipede Sod	SY	$5.00	0.00	$0.00	491.00	$2,455.00
Watering	KGAL	$20.00	0.00	$0.00	1.00	$20.00
Insect Pest Control	ACRE	$500.00	0.00	$0.00	0.72	$360.00
Little Gem Magnolia	EA	$400.00	0.00	$0.00	7.00	$2,800.00
Winged Elm	EA	$800.00	0.00	$0.00	4.00	$3,200.00
Fertilizer Tablet	EA	$40.00	0.00	$0.00	12.56	$502.40
mulch type III	SY	$80.00	0.00	$0.00	2.00	$160.00
mulch type IV	SY	$90.00	0.00	$0.00	2.00	$180.00
Irrigation Bag	EA	$100.00	0.00	$0.00	11.00	$1,100.00
Silt Fence	EA	$5.00	0.00	$0.00	0.00	$0.00
Wattles	LF	$8.00	0.00	$0.00	0.00	$0.00
Sandbags	EA	$20.00	0.00	$0.00	0.00	$0.00
Handrails	LF	$20.00	0.00	$0.00	150.00	$3,000.00
Concrete Sidewalk 5"	SY	$52.00	0.00	$0.00	653.78	$33,996.56
Traffic Controls	LS	$15,000.00	0.00	$0.00	1.00	$15,000.00
Construction signs	SF	$10.00	0.00	$0.00	0.00	$0.00
Mob	LS	$20,000.00	0.00	$0.00	1.00	$20,000.00
Staking	LS	$4,000.00	0.00	$0.00	1.00	$4,000.00
Grouted riprap 100	SY	$40.00	0.00	$0.00	457.00	$18,280.00
Type V non woven filter Fabric	SY	$4.00	0.00	$0.00	416.00	$1,664.00
Boardwalk	SF	$62.00	0.00	$0.00	490.87	$30,433.94
circuit AWG 10, 3 conductors	LF	$8.50	0.00	$0.00	346.00	$2,941.00
circuit AWG 6, 3 conductors	LS	$10.50	0.00	$0.00	182.00	$1,911.00

Gordons Creek

FORM 3 Rev 1/15

PROJECT VOUCHER PAYABLE

City Of Hattiesburg County Forrest

In a/c with Floore Industrial Contractors, Inc

Contractor

4401 Wilson Springs Rd Moss Point Ms 39562

Address

GORDON'S CREEK-DEPOT DISTRICT BUSCHMAN ST TO RIVER AVE

Project Description

Estimate No. 3 (Retainage) (Final Invoice)

Engineer Neel Schaffer

Work Performed from May 1, 2017 to July 31, 2017

DESCRIPTION OF WORK	UNIT	UNIT PRICE	THIS MONTH		TO DATE	
			QUANITY	AMOUNT	QUANTITY	AMOUNT
Structure Branch Circuit AWG 10, 3 Conductor	SF	$20.00	0.00	$0.00	140.00	$2,800.00
Structure Mounted Pull Box	SF	$315.00	0.00	$0.00	2.00	$630.00
Secondary Power Controler	EA	$11,100.00	0.00	$0.00	1.00	$11,100.00
Light Assembly, Low Mast, Type 15-0-95 LED	EA	$5,400.00	0.00	$0.00	9.00	$48,600.00
Lighting Assembly, Handrail, Type HR	EA	$475.00	0.00	$0.00	4.00	$1,900.00
Pole Foundation 24" Diameter	CY	$1,350.00	0.00	$0.00	8.36	$11,286.00
TOTALS BASE BID				$0.00		$250,285.34

Alternate

DESCRIPTION OF WORK	UNIT	UNIT PRICE	THIS MONTH		TO DATE	
			QUANITY	AMOUNT	QUANTITY	AMOUNT
Borrow FM,B9, AH	CY	$16.00	0.00	$0.00	0.00	$0.00
Excess Excavation, FM, AH	CY	$14.00	0.00	$0.00	0.00	$0.00
Topsoil	CY	$28.00	0.00	$0.00	0.00	$0.00
Centipede Sod	SY	$5.00	0.00	$0.00	300.00	$1,500.00
Concrete Sidewalk 5"	SY	$52.00	0.00	$0.00	186.11	$9,677.72
circuit AWG 6, 3 conductors	LS	$8.50	0.00	$0.00	226.00	$1,921.00
Light Assembly, Low Mast, Type 15-0-95 LED	EA	$5,400.00	0.00	$0.00	3.00	$16,200.00
Pole Foundation 24" Diameter	CY	$1,350.00	0.00	$0.00	2.79	$3,766.50
TOTALS Alternate				$0.00		$33,065.22
TOTALS Base Bid & Alternate				$0.00		$283,350.56
LESS 0 % WITHHELD						
LESS PREVIOUS PAYMENT						$269,183.03
LESS DEDUCTIONS						
AMOUNT PAYABLE THIS VOUCHER				$0.00		$14,167.53

I certify this estimate to be correct, due and unpaid.

Approved: Geoffrey Carter
Engineer

Project Manager

We hereby accept this estimate as being correct, due and unpaid.

Bruce Howell
Contractor's Authorized Representative

STATE OF MISSIPPI County of Forrest

Sworn and subscribed to before me this 9 day of January 2018

Angela Hunt
Notary Public

STATE OF MISSISSIPPI NOTARY PUBLIC ID # 58386 ANGELA HUNT Commission Expires Jan. 25, 2020 JACKSON COUNTY

January 3, 2018

Mr. Lamar Rutland
City Engineer
City of Hattiesburg
212 West Front Street
Hattiesburg, MS 39403

RE: Gordon's Creek-Depot District Buschman St to River Ave

Mr. Rutland:

This letter is to serve as the Certificate of Warranty and Guarantee that work will not be defective, as required by the contract for the above listed project. The one year warranty period shall begin on September 20, 2017 and expire on September 19, 2018.

Thank you,

Doug Parten
Project Manager
Floore Industrial Contractors, Inc.

CONSENT OF SURETY TO FINAL PAYMENT

AIA Document G707

Bond No. MSC53060

OWNER	☐
ARCHITECT	☐
CONTRACTOR	☐
SURETY	☒
OTHER	☐

TO OWNER:
(Name and address)

City of Hattiesburg, MS

ARCHITECT'S PROJECT NO.:

CONTRACT FOR: General Construction

PROJECT:
(Name and address)

Gordon's Creek-Depot District, Buschman Street to River Ave.

CONTRACT DATED:

In accordance with the provisions of the Contract between the Owner and the Contractor as indicated above, the
(Insert name and address of Surety)

Merchants Bonding Company (Mutual)
P. O. Box 14498
Des Moines, IA 50266

, SURETY,

on bond of
(Insert name and address of Contractor)

Floore Industrial Contractors, Inc.
4401-4 Wilson Springs Rd.
Moss Point, MS 39562

, CONTRACTOR,

hereby approves of the final payment to the Contractor, and agrees that final payment to the Contractor shall not relieve the Surety of any of its obligations to
(Insert name and address of Owner)

City of Hattiesburg, MS

, OWNER,

as set forth in said Surety's bond.

IN WITNESS WHEREOF, the Surety has hereunto set its hand on this date: January 4, 2018
(Insert in writing the month followed by the numeric date and year.)

MERCHANTS BONDING COMPANY (MUTUAL) INCORPORATED -o- 1933

Merchants Bonding Company (Mutual)
(Surety)

By: Angie M. Strickland
(Signature of authorized representative)

Attest:
(Seal): See attached power of attorney

Angie M. Strickland Attorney-in-Fact
(Printed name and title)

Surety Phone No. 601-709-4613

MERCHANTS
BONDING COMPANY™

POWER OF ATTORNEY

Know All Persons By These Presents, that MERCHANTS BONDING COMPANY (MUTUAL) and MERCHANTS NATIONAL BONDING, INC., both being corporations of the State of Iowa (herein collectively called the "Companies") do hereby make, constitute and appoint, individually,

Angie M. Strickland

their true and lawful Attorney-in-Fact, to sign its name as surety(ies) and to execute, seal and acknowledge any and all bonds, undertakings, contracts and other written instruments in the nature thereof, on behalf of the Companies in their business of guaranteeing the fidelity of persons, guaranteeing the performance of contracts and executing or guaranteeing bonds and undertakings required or permitted in any actions or proceedings allowed by law.

Surety Bond #: MSC53060
Principal: Floore Industrial Contractors, Inc.
Obligee: City of Hattiesburg, MS

This Power-of-Attorney is granted and is signed and sealed by facsimile under and by authority of the following By-Laws adopted by the Board of Directors of Merchants Bonding Company (Mutual) on April 23, 2011 and amended August 14, 2015 and adopted by the Board of Directors of Merchants National Bonding, Inc., on October 16, 2015.

"The President, Secretary, Treasurer, or any Assistant Treasurer or any Assistant Secretary or any Vice President shall have power and authority to appoint Attorneys-in-Fact, and to authorize them to execute on behalf of the Company, and attach the seal of the Company thereto, bonds and undertakings, recognizances, contracts of indemnity and other writings obligatory in the nature thereof."

"The signature of any authorized officer and the seal of the Company may be affixed by facsimile or electronic transmission to any Power of Attorney or Certification thereof authorizing the execution and delivery of any bond, undertaking, recognizance, or other suretyship obligations of the Company, and such signature and seal when so used shall have the same force and effect as though manually fixed."

In connection with obligations in favor of the Florida Department of Transportation only, it is agreed that the power and aut hority hereby given to the Attorney-in-Fact includes any and all consents for the release of retained percentages and/or final estimates on engineering and construction contracts required by the State of Florida Department of Transportation. It is fully understood that consenting to the State of Florida Department of Transportation making payment of the final estimate to the Contractor and/or its assignee, shall not relieve this surety company of any of its obligations under its bond.

In connection with obligations in favor of the Kentucky Department of Highways only, it is agreed that the power and authority hereby given to the Attorney-in-Fact cannot be modified or revoked unless prior written personal notice of such intent has been given to the Commissioner-Department of Highways of the Commonwealth of Kentucky at least thirty (30) days prior to the modification or revocation.

In Witness Whereof, the Companies have caused this instrument to be signed and sealed this 4th day of January, 2018.

MERCHANTS NATIONAL BONDING, INC. INCORPORATED -o- 2003

MERCHANTS BONDING COMPANY (MUTUAL) INCORPORATED -o- 1933

MERCHANTS BONDING COMPANY (MUTUAL)
MERCHANTS NATIONAL BONDING, INC.

By Larry Taylor
President

STATE OF IOWA
COUNTY OF DALLAS ss.
On this this 4th day of January, 2018, before me appeared Larry Taylor, to me personally known, who being by me duly sworn did say that he is President of MERCHANTS BONDING COMPANY (MUTUAL) and MERCHANTS NATIONAL BONDING, INC.; and that the seals affixed to the foregoing instrument are the Corporate Seals of the Companies; and that the said instrument was signed and sealed in behalf of the Companies by authority of their respective Boards of Directors.

NOTARIAL SEAL IOWA
ALICIA K. GRAM
Commission Number 767430
My Commission Expires
April 1, 2020

Alicia K. Gram
Notary Public

(Expiration of notary's commission does not invalidate this instrument)

I, William Warner, Jr., Secretary of MERCHANTS BONDING COMPANY (MUTUAL) and MERCHANTS NATIONAL BONDING, INC., do hereby certify that the above and foregoing is a true and correct copy of the POWER-OF-ATTORNEY executed by said Companies, which is still in full force and effect and has not been amended or revoked.

In Witness Whereof, I have hereunto set my hand and affixed the seal of the Companies on this 4th day of January, 2018.

MERCHANTS NATIONAL BONDING, INC. INCORPORATED -o- 2003

MERCHANTS BONDING COMPANY (MUTUAL) INCORPORATED -o- 1933

William Warner Jr.
Secretary

POA 0018 (3/17)

CONTRACTOR'S AFFIDAVIT
OF
PAYMENT OF DEBTS AND CLAIMS

TO: The City Of Hattiesburg

200 Forrest Street, Hattiesburg, MS

PROJECT: Gordon's Creek-Depot District Buschman Street To River Ave.

CONTRACT DATED: March 24, 2017

CONTRACT AMOUNT: $283,350.56

STATE OF: Mississippi

COUNTY: Lamar

The undersigned hereby certifies that, except as listed below, payment has been made in full and all obligations have otherwise been satisfied for all materials and equipment furnished, for all work, labor and services performed, and for all known indebtedness and claims against the Contractor for damages arising in any manner in connection with the performance of the Contract referenced above for which the Owner or Owner's property might in any way be held responsible or encumbered.

EXCEPTIONS: None

CONTRACTOR: Floore Industrial Contractors, Inc
4401 Wilson Springs Rd Moss Point, Ms 39562

SIGNED BY: Bruce Howell

Subscribed and sworn to before me on this date: January 9, 2018

Notary Public: Angela Hunt

Commission Expires: 1-25-2020

STATE OF MISSISSIPPI NOTARY PUBLIC ID # 58386 ANGELA HUNT Commission Expires Jan. 25, 2020 JACKSON COUNTY

T:\Forms\Contractors Affidavit of Payment of Debts and Claims

City of Hattiesburg, MS

200 Forrest St.
P.O. Box 1898
Hattiesburg, MS 39401

Master

File Number: 2018-178

File ID:	2018-178	**Type:**	Regular Agenda Item	**Status:**	Passed
Version:	1	**Reference:**		**In Control:**	City Council
Requester:	Andrew Ellard			**File Created:**	01/29/2018
Brief Title:	Manpower Adjustments, Departments of Administration and Urban Development, 2-6-2018			**Final Action:**	02/06/2018
				Minute Book Number:	MB2018-30

Title:

Approve or Deny manpower adjustments for the Departments of Administration and Urban Development, including the reclassification of one Community Development Specialist position to Planner, in accordance with Ordinance 3154.

Notes:			
		Agenda Date:	02/06/2018
Indexes:		**Agenda Number:**	VI.-21
Sponsors:		**Enactment Date:**	
Attachments:	Wage Change Request Form - Website to Planner - 2-6-2018, Wage Change Request Form - Planner - 2-6-2018, Pay Scale Alignment Various Dept-February 2018	**Enactment Number:**	
Contact:		**Meeting Date:**	02/06/2018
Drafter:		**Effective Date:**	

History of Legislative File

Version:	Acting Body:	Date:	Action:	Sent To:	Due Date:	Return Date:	Result:
1	City Council	02/06/2018	Approve				Pass

Action Text: A MOTION was made by Council Member Delgado and seconded by Council Vice President Dryden to Approve manpower adjustments for the Departments of Administration and Urban Development, including the reclassification of one Community Development Specialist position to Planner, in accordance with Ordinance 3154.

There being no discussion, the Motion received the affirmative vote of the Council as follows:

Yeas: 5 - George, Delgado, Carroll, Dryden and Brown

Nays: 0

Yea: 5 Council Member George
Council Member Delgado
Council President Carroll
Council Vice President Dryden
Council Member Brown

Text of Legislative File 2018-178

Title

Approve or Deny manpower adjustments for the Departments of Administration and Urban Development, including the reclassification of one Community Development Specialist position to Planner, in accordance with Ordinance 3154.

Summary

Manpower Adjustments, Departments of Administration and Urban Development, 2-6-2018

Budget Information

Expenditure Type

Purchasing Item

Publication Information

CITY OF HATTIESBURG
COUNCIL WAGE CHANGE REQUEST FORM

Request Number	1
Date of Request	2/6/2018
Employee Name	Gabriel N. Williams

CURRENT

Department	Urban Development - Planning
Position Title	Community Dev. Specialist (Website Coordinator)
Position Number	299-2
Annual Rate of Pay	$30,077.00

CHANGE

Department	Urban Development - Planning
Position Title	Planner - Flood Plain Coordinator
Position Number	
Annual Rate of Pay	$34,000.00
This Position became Vacant on:	n/a
Reason for Requested Change	Administration is absorbing the website management into the duties of the Mayor's office. This creates an opportunity to re-classify this position as an entry level Planner with a focus on flood zone issues.

BUDGET

Request Currently Budgeted?	**Yes**
Is a Budget Amendment Required?	***No***

CITY OF HATTIESBURG
COUNCIL WAGE CHANGE REQUEST FORM

Request Number	2
Date of Request	2/6/2018
Employee Name	Stephen A. Guthrie

CURRENT

Department	Urban Development - Planning
Position Title	Planner
Position Number	294-5
Annual Rate of Pay	$31,200.00

CHANGE

Department	Urban Development - Planning
Position Title	Planner
Position Number	
Annual Rate of Pay	$33,500.00
This Position became Vacant on:	n/a
Reason for Requested Change	Establishes an improved baseline for entry level Planner.

BUDGET

Request Currently Budgeted?	**Yes**
Is a Budget Amendment Required?	***No***

City of Hattiesburg
Pay Alignment Adjustment for Various Departments

Urban Development-Planning Division					Effective Date If Approved
Department Savings from Previous Adjustments			$	28,055.00	
Position	Existing Salary		Proposed Alignment		
N. Williams (Re-Classify to Planner)	$	30,077.00	$	34,000.00	2/10/2018
S. Gutherie	$	31,200.00	$	33,500.00	2/10/2018

Department Savings from Net Proposed Changes		$	21,832.00

Administration Department-Information Technology					Effective Date If Approved
Department Savings from Previous Adjustments			$	12,500.00	
Postion	Existing Salary		Proposed Alignment		
S. Gibson	$	51,209.60	$	54,709.00	2/10/2018
A. Sanford	$	60,049.60	$	63,549.00	2/10/2018
R. Friend	$	42,036.80	$	45,539.00	2/10/2018

Department Savings from Net Proposed Changes		$	2,000.00

City of Hattiesburg, MS

200 Forrest St.
P.O. Box 1898
Hattiesburg, MS 39401

Master

File Number: 2018-175

File ID:	2018-175	**Type:**	Regular Agenda Item	**Status:**	Passed
Version:	1	**Reference:**		**In Control:**	City Council
Requester:	Andrew Ellard			**File Created:**	01/29/2018
Brief Title:	Approve a Subrecipient Agreement with Habitat for Humanity			**Final Action:**	02/06/2018
				Minute Book Number:	MB2018-30

Title:

Approve a Subrecipient Agreement with Habitat for Humanity for Basic Rehabilitation/Emergency Repairs Project for eligible City residents and Authorize the Mayor to execute the Agreement in triplicate. {Entitlement CDBG}

Notes:			
		Agenda Date:	02/06/2018
Indexes:		**Agenda Number:**	VI.-22
Sponsors:		**Enactment Date:**	
Attachments:	2018 Habitat Basic Rehabilitation and - or Emergency Repair Program.pdf, executed 2018 Habitat Basic Rehabilitation and - or Emergency Repair Program.pdf (2)	**Enactment Number:**	
Contact:		**Meeting Date:**	02/06/2018
Drafter:	Clarence Williams	**Effective Date:**	

History of Legislative File

Version:	Acting Body:	Date:	Action:	Sent To:	Due Date:	Return Date:	Result:
1	City Council	02/06/2018	Approve				Pass

Action Text: A MOTION was made by Council Vice President Dryden and seconded by Council Member Delgado to Approve a Subrecipient Agreement with Habitat for Humanity for Basic Rehabilitation/Emergency Repairs Project for eligible City residents and Authorize the Mayor to execute the Agreement in triplicate. {Entitlement CDBG}

There being no discussion, the Motion received the affirmative vote of the Council as follows:

Yeas: 5 - George, Delgado, Carroll, Dryden and Brown

Nays: 0

Yea: 5 Council Member George
Council Member Delgado
Council President Carroll
Council Vice President Dryden
Council Member Brown

Text of Legislative File 2018-175

Title

Approve a Subrecipient Agreement with Habitat for Humanity for Basic Rehabilitation/Emergency Repairs Project for eligible City residents and Authorize the Mayor to execute the Agreement in triplicate. {Entitlement CDBG}

Summary

Approve a Subrecipient Agreement with Habitat for Humanity.

Budget Information

Expenditure Type

Purchasing Item

Publication Information

[

CITY OF HATTIESBURG

COMMUNITY DEVELOPEMNT BLOCK GRANT
BASIC REHABILITATION/EMERGENCY REPAIR PROGRAM (HOUSING)
HABITAT FOR HUMANITY
SUBRECIPIENT AGREEMENT

THIS contract (hereinafter the "AGREEMENT"), is made and entered into this 6th day of February, 2018 by and between the CITY OF HATTIESBURG, MISSISSIPPI, (hereinafter called the "Grantee"), located at 200 Forrest Street, Hattiesburg, Mississippi 39401 and Habitat for Humanity (hereinafter called the "Subrecipient"), located in the City of Hattiesburg (5191 Highway 42) for an amount not to exceed **$10,000.00 per project for a minimum of three (3) projects, and not to exceed a total amount of $30,000 for the period covered in this agreement. For the purposes of this agreement, project is defined as an emergency repair as defined by the City of Hattiesburg's CDBG/HOME Housing Rehabilitation/Reconstruction and Repair Program Manual (Section III, (A & C)), and performed on a single-family owner-occupied dwelling.** This agreement shall terminate on or before the 5th day of February, 2020, unless amended by written instrument as provided for herein.

WHEREAS, the Grantee wishes to engage the Subrecipient to assist the Grantee in utilizing such funds for: The City's Emergency Repair Program {Entitlement}

NOW, THEREFORE, it is agreed between the parties hereto that:

1. SCOPE OF SERVICE

A. Activities

The Subrecipient will procure and/or provide all skilled and unskilled labor in a manner satisfactory to the Grantee and consistent with any standards required as a condition of providing these funds. Subrecipient's use of these funds shall be limited to the procurement of materials and services needed in performing eligible Basic Rehabilitation and or emergency repairs for eligible applicants, as well as a payment of 10% per project (Project Delivery fee), payable to the subrecipient upon successful completion of each unit. Activities in such program must be eligible under the Community Development Block Grant Program. Project Delivery fee may not exceed fifteen percent (15%) of the total Subrecipient project cost for any project, and the Grantee will make reduction to the fee as necessary.

Program Delivery

The Subrecipient will provide labor, whether paid or volunteer, to execute repairs on single-family owner-occupied homes, within the scope of its mission using standard materials necessary in eliminating the conditions that are deemed an immediate threat to the health, safety, or welfare of the occupants.

The Subrecipient will collect applicant information on Grantee-provided forms and determine eligibility for assistance. Applications will be forwarded to the Grantee for final verification of eligibility. For eligible projects, the Subrecipient will provide case management and the City of Hattiesburg will reimburse up to $10,000 per project for associated expenses, including a flat fee of $500.00 for project delivery. Project Delivery fee may not exceed fifteen percent (15%) of the total Subrecipient project cost for any project, and the Grantee will make reduction to the fee as necessary. The Subrecipient may forgo the project delivery fee if it wishes to apply those funds to project costs.

General Administration

The City of Hattiesburg and the Subrecipient will maintain program and financial records documenting eligibility, provisions of services, and Subrecipient's expenses relative to the project as a result of assistance provided through the CDBG Program.

B. National Objectives

The City of Hattiesburg certifies that the activities carried out with funds provided under this Agreement will meet one or more of the CDBG program's national Objectives – 1) project benefits low-moderate income persons, 2) aid in the prevention or elimination of slums and/or blight, 3) meet community development needs having a particular urgency – as defined in 24 CFR Part 570.208.

C. Implementation Schedule

Unless amended by mutual written agreement by the Subrecipient and the Grantee, the Subrecipient will perform the described tasks in conformance with the schedule below.

TASK/ PROGRAM GOAL	DATE
Basic Rehabilitation or Emergency repairs to single-family owner-occupied homes within the city limits	**February 6, 2018 – February 6, 2020**
Completion of 1st Project	**May 7, 2018**
Completion of 2nd Project	**September 8, 2018**

Completion of 3rd Project	**May 28, 2019**
Completion & Submission of Final Report	**February 5, 2020**

D. Performance Monitoring

The Grantee will monitor the performance of the Subrecipient against the goals and performance standards required herein. Substandard performance as determined by the Grantee will constitute non-compliance with this Agreement. If action to correct such substandard performance is not taken by the Subrecipient within (10) days after being notified by the Grantee, contract termination will begin and all funding will end. Subrecipient must return any unused funds promptly.

II. TIME OF PERFORMANCE

Services of the Subrecipient shall start on the 6th day of February, 2018, and end on the 5th day of February, 2020. The term of this Agreement and the provisions shall be terminated, unless amended by written instrument.

III. BUDGET

It is understood that project costs by line item below may vary depending on the scope of each project undertaken. As such, the "Per Project" budgets below are example guidelines for sample projects with costs of up to $5,000 and $10,000, respectively. The "Total Cost" amounts by line item are firm, and variances to these amounts up to 10% require written approval from the Director of the Department of Federal & State Programs. Cumulative variances to line items of more than 10% over the life of this agreement will require a formal agreement amendment.

	$5,000 Project	**$10,000 Project**	**Total Max**
Project Delivery	**$500.00**	**$500.00**	**$2,500.00**
Materials & Contractors	**$4,500.00**	**$9,500.00**	**$27,000.00**
Total Costs	**$5,000.00**	**$10,000.00**	**$30,000.00**

Any indirect costs charged must be consistent with the conditions of Paragraph VIII (C) (2) of this Agreement. In addition, the Grantee may require a more detailed budget breakdown than the one contained herein, and the Subrecipient shall provide such supplementary budget information in a timely fashion in the form and content prescribed by the Grantee. Any

amendments to this budget must be approved in writing by the Grantee and the Subrecipient.

IV. PAYMENT

It is expressly agreed and understood that the total amount to be paid by the Grantee under this Agreement shall not exceed **$10,000.00 per project**. Drawdowns for the payment of eligible expenses shall be made against the line item budget specified in Paragraph III herein and in accordance with performance. The Subrecipient will be reimbursed, on no more than a monthly basis, provided verification of eligible expenses is provided.

Payments to the Subrecipient may be contingent upon the certification of the Subrecipient's financial management system in accordance with the acceptable standards specified in OMB Circular A-110.

V. NOTICES

Communication and details concerning this Agreement shall be directed to the following Agreement representatives:

Grantee	Breakthrough Community Services
City of Hattiesburg Director Department of Urban Development CDBG 601-545-4590 601-554-1006	Michael Pascarella,, Executive Director 5191 Highway 42 Hattiesburg, MS 39401 Phone: (601) 582-4663 Fax: 601-582-8282

VI. SPECIAL CONDITIONS

Lead and/or Asbestos Testing and/or Abatement

For eligible units assisted under this agreement, where it is necessary to test or abate lead or asbestos in the course of work, reasonable and necessary expenses for such testing and/or abatement will not be charged against the $10,000 cap per unit or the $30,000 cap for the gross amount of the agreement. Such lead and/or asbestos testing and/or abatement expenses should be documented separately from routine unit expenses, and will be reimbursed independently. Requests for such funds and their subsequent reimbursement will follow the same procedure as routine requests for funds.

Prior to ordering lead or asbestos testing or abatement, the Subrecipient should consult the City of Hattiesburg Housing Program Inspector. Under advisement from the Housing Program Inspector, the Subrecipient may proceed in ordering lead and/or asbestos testing and/or abatement in accordance with subcontracting and procurement requirements

contained herein. The Subrecipient may only use city-approved contractors for such testing and/or abatement.

Utilization of Funds

If the Subrecipient fails to comply with the terms of this Agreement, such as C. Implementation Schedule or the expenditure of 50% of obligated funds by September 8, 2018, the Grantee can terminate this without giving a 30-day notice. See Section H. Suspension or Termination.

VII. GENERAL CONDITIONS

A. General Compliance

The Subrecipient agrees to comply with the requirements of Title 24 of the Code of Federal Regulations, Part 570 [the Department of Housing and Urban Development regulations concerning Community Development Block Grants (CDBG)]. The Subrecipient also agrees to comply with all other applicable Federal, State and local laws, regulations, and policies governing the funds provided under this Agreement. The subrecipient further agrees to utilize funds available under this Agreement to supplement rather than supplant funds otherwise available.

B. "Independent Contractor"

Nothing contained in this Agreement is intended to, or shall be construed in any manner, as creating or establishing the relationship of employer/employee between the parties. The Subrecipient shall at all times remain an "independent contractor" with respect to the services to be performed under this Agreement. The Grantee shall be exempt from payment of all Unemployment Compensation, FICA, retirement, life and/or medical insurance and Workers' Compensation Insurance as the Subrecipient is an independent subrecipient.

C. Liability and Hold Harmless

The Subrecipient shall not, without prior written permission of the City specifically authorizing them to do so, represent or hold themselves out to others as an agent of or on behalf of the City of Hattiesburg

The Subrecipient, to the extent permitted by law, shall hold harmless, defend and indemnify the Grantee from any and all claims, actions, suits, charges, and judgments whatsoever that arise out of the Subrecipient's performance or nonperformance of the services or subject matter called for in this Agreement.

D. Workers' Compensation

The Subrecipient shall provide Workers' Compensation Insurance coverage for all of its employees involved in the performance of this Agreement.

E. Insurance

The Subrecipient shall carry sufficient insurance coverage to protect Agreement assets from loss due to theft, fraud and/or undue physical damage. The Subrecipient shall comply with insurance requirement of OMB Circular A-110, Bonding and Insurance.

F. Grantor Recognition

The Subrecipient shall insure recognition of the role the grantor agency in providing services through this Agreement. All activities, facilities and items utilized pursuant to this Agreement shall be prominently labeled as to funding source. In addition, the Subrecipient will include reference to the support provided herein in all publications made possible with funds available under this Agreement.

G. Amendments

The Grantee or Subrecipient may amend this Agreement at any time provided such amendments make specific reference to this Agreement, and are executed in writing, signed by a duly authorized representative of both organizations. Such amendments shall not invalidate this Agreement, nor relieve the Grantee or Subrecipient from its obligations under this Agreement.

The Grantee may, in its discretion, amend this Agreement to conform with Federal, State, or local governmental guidelines, policies and available funding amounts, or for other reasons. If such amendments result in a change in funding, the scope of services, or schedule of activities to be undertaken as part of this Agreement, such modifications will be incorporated only by written amendments signed by both Grantee and Subrecipient.

This Agreement contains the entire understanding of the parties, and any change of any term or provision of the Agreement can be approved by the by the City Council. Any such amendment shall be attached to and made a part of this Agreement.

H. Suspension or Termination

Either party may terminate this Agreement at any time by giving written notice to the other party of such termination and specifying the effective date of such termination. Partial termination of the Scope of Services in Paragraph I. A above may only be undertaken with he prior approval of the Grantee. In the event of any termination for convenience and at any time, at the Grantee's

option, all finished or unfinished documents, carpenter's materials, reports or other materials prepared by the Subrecipient under this Agreement shall, at the option of the Grantee, become the property of the Grantee, and the Subrecipient shall be entitled to receive just and equitable compensation for any satisfactory work completed on such documents or materials prior to termination.

The Grantee may also suspend or terminate this Agreement, in whole or in part without notice, if the Subrecipient materially fails to comply with any term of this Agreement, or with any of the rules, regulations or provisions referred to herein and all payments shall cease; and the Grantee may declare the Subrecipient ineligible for any further participation in the Grantee's Agreements, in addition to other remedies as provided by law. In the event there is probable cause to believe the Subrecipient is in noncompliance with any applicable rules or regulations, the Grantee may withhold up to fifteen (15) percent of said Agreement funds to be paid for past work until such time as the Subrecipient is found to be in compliance by the Grantee, or is otherwise adjudicated to be in compliance.

I. Networking and Coordination

There will be periodic networking and coordination meetings of all agencies receiving CDBG funds from the City of Hattiesburg. Meetings will be chaired by the Community Development Administrator or his designee. These meetings will provide opportunities for information sharing, technical assistance, updates of Federal, State and local requirements. The meeting will be approximately one hour at a mutually agreed upon time.

VIII. ADMINISTRATIVE REQUIREMENTS

A. Financial Management

1. Accounting Standards

The Subrecipient agrees to comply with OMB Circular A-110 and agrees to adhere to the accounting principles and procedures required therein, utilize adequate internal controls, and maintain necessary source documentation for all cost incurred.

2. Cost Principles

The Subrecipient shall administer its program in conformance with OMB Circular A-122 "Cost Principles for Non-Profit, or A-21 "Cost Principles for Educational Institutions," as applicable. These principles shall be applied for all costs incurred whether charged on a direct or indirect basis.

If the Subrecipient is a governmental or quasi-governmental agency, the applicable sections of 24 CFR Part 85, "Uniform Administrative Requirements for Grants and Cooperative Agreements to State and Local governments," and OMB Circular A-87 would apply to this Agreement.

B. Documentation and Record-Keeping

1. Records to be Maintained

The Subrecipient shall maintain all records required by the Federal regulations specified in 24 CFR Part 570.506, which are pertinent to the activities to be funded under this Agreement. Such records shall include but not limited to:

a. Records providing a full description of each activity undertaken;
b. Records demonstrating that each activity undertaken meets one of the National Objectives of the CDBG program;

2. Retention

The Subrecipient shall retain all records pertinent to expenditures incurred under this Agreement for a period of five (5) years after the termination of all activities funded under this Agreement. Records for non-expendable property acquired with funds under this must be retained for four (4) years after final disposition of such property. Records for any displaced person must be kept for five (5) years after he/she has received final payment. Notwithstanding the above, if there is litigation, claims, audits, negotiations or other actions that involve any of the records cited and that have started before expiration of the five-year period, then such records must be retained until completion of the actions and resolution of all issues, or the expiration of the five-year period, whichever occurs later.

3. Client Data

The Grantee shall conduct all activities related to determining the eligibility of its program participants. Such determinations must adhere to the same guidelines, policies, procedures, regulations used by the Grantee when determining eligibility for its several other CDBG programs. The Grantee and Subrecipient shall maintain client data demonstrating client eligibility for services provided. Such data shall include, but is not limited to, client name, address, income level or other basis for determining eligibility, and description of service provided.

4. Disclosures

The Subrecipient understands that client information collected under this Agreement is private and the use or disclosure of such information, when not directly connected with the administration of the Grantee's or Subrecipient's responsibilities with respect to services provided under this Agreement, is prohibited unless consent is obtained from such person receiving service and, in case of a minor, that of a responsible parent/guardian.

5. Property Records

The Subrecipient shall maintain real material inventory records which clearly identify materials purchased, and improved properties.

6. Close-Outs

The Subrecipient's obligation to the Grantee shall not end until all close-out requirements are completed. Activities during this close-out period shall include, but are not limited to: making final payments, disposing of program assets (including the return of all unused materials and determining the custodian ship of records.

7. Audits and Inspections

All Subrecipient records with respect to any matters covered by this Agreement shall be made available to the Grantee, their designees or the Federal Government, at any time during normal business hours, as often as the Grantee deems necessary, to audit, examine, and make excerpts or transcripts of all relevant data. Any deficiencies noted in audit reports must be fully cleared by the Subrecipient within 30 days after receipt by the Subrecipient. Failure of the Subrecipient to comply with the above audit requirements will constitute a violation of this Agreement and may result in the withholding of future payments. The Subrecipient hereby agrees to have an annual agency audit conducted in accordance with current Grantee policy concerning Subrecipient audits and, as applicable OMB Circular A-133.

C. Reporting and Payment Procedures

1. Payment Procedures

The Grantee will pay to the Subrecipient funds available under this Agreement based upon information submitted by the Subrecipient and consistent with an approved budget and Grantee policy concerning payments. Payments will be made for eligible expenses actually paid by the Subrecipient (reimbursement). Payments will be adjusted by the

Grantee in accordance with program income balances available in Subrecipient accounts. In addition, the Grantee reserves the right to liquidate funds available under this Agreement for costs incurred by the Grantee on behalf of the Subrecipient.

2. Progress Report

The Subrecipient shall submit progress reports to the Grantee in the form, content and frequency as required by the Grantee. The Progress Reports are due quarterly and/or whenever payment requests are submitted.

D. Procurement

1. Compliance

The Subrecipient shall comply with current Grantee policy concerning the purchase of materials and shall maintain inventory records.

2. OMB Standards

The Subrecipient shall procure all materials in accordance with the requirements of OMB Circular A-110, Procurement Standards, as well as, applicable sections of 24 CFR Part 85. Further, any subcontracts executed in connection with the implementation of this grant must adhere to the same standards.

3. Travel

The Subrecipient shall obtain written approval from the Grantee for any travel outside the metropolitan area with funds provided under this Agreement.

X. PERSONNEL AND PARTICIPANT CONDITIONS

A. Civil Rights

1. Compliance

The Subrecipient agrees to comply with Title VI of the Civil rights of 1964 as amended, title VIII of the Civil Rights Act of 1968 as amended, Section 104(b) and Section 109 of title I of Housing and Community Development Act of 1974 as amended, Section 504 of the Rehabilitation Act of 1973, the Americans with Disabilities Act of 1990, the Age Discrimination Act of 1975, Executive Order 11063, and with Executive Order 11246 as amended by Executive Order 11375 and 12086.

2. Nondiscrimination

The Subrecipient will not discriminate against any employee or applicant for employment because of race, color, creed, religion, ancestry, national origin, sex, disability, age, marital/familial status, or status with regard to public assistance. The Subrecipient will take affirmative action to insure that all employment practices are free from such discrimination. Such employment practices include but are limited to the following: hiring, upgrading, demotion, transfer, recruitment, or recruitment advertising, layoff, termination, rates of pay or other forms of compensation, and selection for training, including apprenticeship. The Subrecipient agrees to post in conspicuous places, available to employees and applicants for employment, notices to be provided by the contracting agency setting forth the provisions of this nondiscrimination clause.

3. Land Covenants

This Agreement is subject to the requirements of Title VI of the Civil Rights Act of 1964 and of 24 CFR 570.601 and 602. In regard to sale, lease, or other transfer of land acquired, cleared or improved with assistance provided under this contract, the Subrecipient shall cause or require a covenant running with the land to be inserted in the deed or lease for such transfer, prohibiting discrimination herein defined, in the sale, lease or rental, or in the use or occupancy of such land, or in any improvements erected thereon, providing that the City of Hattiesburg and the United States are beneficiaries of and entitled to enforce such covenants. The Subrecipient, in undertaking its obligation to carry out the program assisted hereunder, agrees to take such measures as are necessary to enforce such covenant, and will not itself so discriminate.

4. Section 504

The Subrecipient agrees to comply with any Federal regulations issued pursuant to compliance with Section 504 of the Rehabilitation Act of 1974, which prohibits the discrimination against persons with disabilities in any Federally assisted program. The Grantee shall provide the Subrecipient with any guidelines necessary for compliance with that portion of the regulations in force during the term of this Agreement.

B. Affirmative Action

1. Plan

The Subrecipient agrees that it shall be committed to carrying out pursuant to the Grantee's specifications an Affirmative Action Program in keeping with

the principles as provided in President's Executive Order 11246 of September 24, 1965.

2. W/MBE

The subrecipient will use its best efforts to afford minority- and women-owned business enterprises the maximum practicable opportunity to participate in the performance of this Agreement. As used in this Agreement, the term "minority and female business enterprise" means a business that is at least fifty (51) percent owned and controlled by minority group members or women. For the purpose of this definition, "minority group members" are African-Americans, Spanish-speaking, Spanish surnamed, or Spanish-heritage Americans, Asian-Americans, and American Indians. The Subrecipient may rely on written representation by businesses regarding their status as minority and female business enterprises in lieu of and independent investigation.

3. Access to Records

The Subrecipient shall furnish and cause each of its own subrecipients or subcontractors to furnish all information and reports required hereunder and will permit access to its books, records and accounts by the Grantee, HUD, or its agents, or other authorized Federal officials for purposes of investigation to ascertain compliance with the rules, regulations and provisions stated herein.

4. Notifications

The Subrecipient will send to each labor union or representative of workers with which it has a collective bargaining agreement or other contract or understandings, a notice, provided by the agency contracting officer, advising the labor union or workers' representative of the Subrecipient's commitments hereunder, and shall post copies of the notice in conspicuous places available to employees and applicants for employment.

5. EEO/AA Statement

The Subrecipient will, in all solicitations or advertisements for employees placed by or on behalf of the Subrecipient, state that it is an Equal Opportunity or Affirmative Action employer.

6. Subcontracting Provisions

The Subrecipient will include the provisions of Paragraph X. A, Civil Rights, and B, Affirmative Action, in every subcontract or purchase orders, specifically or by reference, so that such provisions will be binding upon each of its subrecipients or subcontracts.

C. Employment Restrictions

1. Prohibited Activity

The subrecipient is prohibited from using funds provided herein or personnel employed in the administration of the program for: political activities, sectarian or religious activities, lobbying, political patronage and/or nepotism activities.

2. Labor Standards

The Subrecipient agrees to comply with the requirements of the Secretary of Labor in accordance with the Davis-Bacon Act as amended, the provisions of Contract: Work Hours and Safety Standards Act, the Copeland "Anti-Kickback" Act and all other applicable Federal, State and local laws and regulations pertaining to labor standards insofar as those acts apply to the performance of this Agreement. The Subrecipient shall maintain documentation which demonstrates compliance with hour and wage requirements of this part. Such documentation shall be made available to the Grantee for review upon request.

The Subrecipient agrees that, except with respect to the rehabilitation of residential property containing less than eight (8) units, all contracts engaged in under in excess of $2,000.00 for repair work financed in whole or part with the assistance provided under this Agreement, shall comply with Federal requirements adopted by the Grantee pertaining to such Agreements/Contracts and with the applicable requirements of the regulations of the Department of Labor, under 29 CFR Parts 1, 3, 5, and 7 governing the payment of wages and ratio of apprentices and trainees to journeyman workers; provide, that if wages higher than those required under the regulations are imposed by state or local laws, nothing hereunder is intended to relieve the Subrecipient of its obligation, if any, to require payment of the higher wage. The Subrecipient will cause or require to be inserted in full, in all contracts subject to such regulations, provisions meeting the requirements of this paragraph.

3. "Section 3" Clause

a. Compliance

Compliance with the provisions of Section 3, the regulations set forth in 24 CFR 135, and all applicable rules and orders issued hereunder prior to the execution of this Agreement, shall be a condition of the Federal financial assistance provided under this

Agreement and binding upon the Grantee, the Subrecipient and any of the Subrecipient's subrecipients and subcontractors, their successors and assigns, to those sanctions specified by the Agreement through which Federal assistance is provided. The Subrecipient certifies and agrees that no contractual or other disability exist which would prevent compliance with these requirements.

The Subrecipient further agrees to comply with these "Section 3" requirements and to include the following language in all subcontracts executed under this Agreement.

> "The work to be performed under this contract is a project assisted under a program providing direct Federal financial from HUD and is subject to the requirements of Section 3 of the Housing and Community Development Act of 1968, as amended, 12 U.S.C. 1701. Section 3 requires that to the greatest extent feasible, opportunities for training and employment be given to low-and very low-income residents of the project area and contracts for work in connection with the project be awarded to business concerns that provide economic opportunities for low-and very low-income persons residing in the metropolitan area in which the project is located."

The Subrecipient further agrees to ensure that opportunities for training and employment arising in connection with a housing rehabilitation, housing construction, or public construction project are given to low-and very low-income persons residing within the metropolitan area in which the CDBG funded project is located; and where feasible, priority should be given to low-and very low-income persons within the service area of the project or neighborhood in which the project is located, and to low-and very low-income participants in other HUD programs; and award contracts for work undertaken in connection to housing rehabilitation, housing construction, or other public construction project are given to business concerns that provide economic opportunities for low- and very low-income persons residing within the metropolitan area in which CDBG funded projects are located; and where feasible, priority should be given to business concerns which provide economic opportunities to low-and very low-income residents within the service area or neighborhood in which projects are located, and to low-and very low-income participants in other HUD programs.

The subrecipient certifies and agrees that no contractual or other legal incapacity exists which would prevent compliance with these requirements.

b. Notifications

The Subrecipient agrees to send to each labor organization or representative of workers with which it has a collective bargaining agreement or other contract or understanding, if any, a notice advising said labor organization or workers' representative of its commitments under this Section 3 clause and shall post copies of the notice in conspicuous places available to employees and applicants for employment or training.

c. Subcontracts

The Subrecipient will include this Section 3 clause in every subcontract and will take appropriate action pursuant to the subcontract upon a finding that the subcontractor is in violation of regulations issued by the grantor agency. The Subrecipient will not subcontract with any entity where it has notice or knowledge that the latter has been found in violation of regulations under 24 CFR 135 and will not let any subcontract unless the entity has first provided it with a preliminary statement of ability to comply with the requirements of these regulations.

D. Conduct

1. Assignability

The Subrecipient shall not assign or transfer any interest in this Agreement without the prior written consent of the Grantee. Notice of any such assignment or transfer shall be furnished promptly to the Grantee.

2. Subcontracts

a. Approvals

The Subrecipient shall not enter into subcontracts with any agency or individual in the performance of this contract without the written consent of the Grantee prior to the execution of such agreement.

b. Monitoring

The Subrecipient will monitor all subcontracted services on a regular basis to assure contract compliance. Results of monitoring efforts shall be summarized in written reports and supported with documented evidence of follow-up actions to correct areas of noncompliance.

c. Content

The sub-recipient shall cause all the provisions of this Agreement in its entirety to be included in and made a part of any subcontract executed in the performance of this Agreement.

d. Selection Process

The Subrecipient shall undertake to insure that all subcontracts let in the performance of this Agreement shall be awarded on a fair and open competition basis. Executed copies of all subcontracts shall be forwarded to the Grantee along with documentation concerning the selection process.

3. Hatch Act

The Subrecipient agrees that no funds provided, nor personnel employed under this Agreement, shall be in any way to any extent be engaged in the conduct of political activities in violation of Chapter 15 of the Title V of the United States Code.

4. Conflict of Interest

The Subrecipient agrees to abide by the provisions of 24 CFR 570.611 with respect to conflicts of interest and covenants that it presently has no financial interest and shall not acquire any financial interest, direct or indirect, which would conflict in any manner or degree with the performance of services required under this Agreement. The Subrecipient further covenants that in performance of this Agreement; no person having such a financial interest shall be employed or retained by the Subrecipient hereunder. These conflict of interest provisions apply to any person who is an employee, agent, consultant, officer, or elected official or appointed official of the Grantee, or any designated public agencies or subrecipients which are receiving funds under the CDBG Entitlement Program.

5. Lobbying

The Subrecipient hereby certifies that:

a. No Federal appropriated funds have been paid or will be paid, by or on behalf of it, to any person for influencing or attempting to influence an officer or employee of any agency, a Member of Congress, an officer of employee of Congress, or an employee of a member of Congress in connection with the awarding of any Federal contract, the making of any Federal grant, the making of any Federal loan, the entering into any cooperative agreement, and the extension, continuation, renewal, amendment, or modification of any Federal contract, grant, loan , or cooperative agreement;

b. If any funds other than Federal appropriated funds have been paid or will be paid to any person for influencing or attempting to influence an officer or employee of any agency, a Member of congress, an officer or employee of Congress, or an employee of a Member of Congress in connection with a Federal contract, grant, loan, or cooperative agreement, it will complete and submit Standard Form- LLL, "Disclosure form to Report Lobbying," in accordance with its instructions.

c. It will require that the language of paragraph (d) of this certification be included in award documents for all subawards at all tiers (including subcontracts, subgrants, and contracts under grants, loans, and cooperative agreements) and that all subrecipients shall certify and disclose accordingly; and

d. <u>Lobbying Certification – Paragraph d</u>

This certification is a material representation of fact upon which reliance was placed when this transaction was made or entered into. Submission of this certification is a prerequisite for making or entering into this transaction imposed by section 1352, Title 31, U.S. Code. Any person who fails to file the required certification shall be subject to a civil penalty of not less than $10,000.00 and not more than $100,000.00 for each such failure.

6. Copyright

If this Agreement results in any copyrightable materials or inventions, the Grantee and/or grantor agency reserves the right to royalty-free, non-exclusive and irrevocable license to reproduce, publish or otherwise use and to authorize others to use, the work for governmental purposes.

7. Religious Organization

The Subrecipient agrees that funds provided under this Agreement will not be utilized for religious activities, to promote religious interest, or for the benefit of a religious organization in accordance with the Federal regulations specified in 24 CFR 570.200(j).

XI. ENVIRONMENTAL CONDITIONS

A. Air and Water

The Subrecipient agrees to comply with the following requirements in so far as they apply to the performance of this Agreement:

- Clean Air Act, 42 U.S.C., 7401, et seq..
- Federal Water Pollution Control Act, as amended, 33 U.S.C. 1251, et seq., as amended 1318 relating to inspection, monitoring, entry, reports, and information, as well as other requirements specified in said Section 114 and Section 308, and all regulations and guidelines issued hereunder.
- Environmental Protection Agency (EPA) regulations pursuant to 40 CFR, Part 50, as amended.

B. Flood Disaster Protection

In accordance with the requirements of the Flood Disaster Protection Act of 1973, the Subrecipient shall assure that for activities located in an area identified by FEMA as having special flood hazards, flood insurance under the National flood Insurance Program is obtained and maintained as a condition of financial assistance for acquisition or construction purposes (including rehabilitation).

C. Lead Based Paint

The Subrecipient agrees that any repair of residential structures with assistance provided under this Agreement shall be subject to HUD Lead-Based Paint Regulations at 24 CFR 570.608, and 24 CFR Part 35. Such

regulations pertain to all HUD-assisted housing and require that all owners, prospective owners, and tenants of properties constructed prior to 1978 be properly notified that such properties may include lead-based paint. Such notification shall point out the hazards of lead-based paint and explain the symptoms, treatment and precautions that should be taken when dealing with lead-based paint poisoning and the advisability and availability of blood level screening for children under the age of seven. The notice should also point out that if lead-based paint is found on the property, abatement measures may be undertaken.

D. Historic Preservation

The Subrecipient agrees to comply with the Historic Preservation requirements set forth in the National Historic Preservation Act of 1966, as amended and the procedures set forth in 36 CFR, Part 800, Advisory Council on Historic Preservation Procedures for Protection of Historic Properties, insofar as they apply to the performance of this Agreement.

In general, this requires concurrence from the State Historic Preservation Officer for all rehabilitation and demolition of historic properties that are fifty years old or older or that are included on the Federal, state or local historic property list.

XII. SEVERABILITY

If any provision of this Agreement is held invalid, the remainder of the Agreement shall not be affected hereby and all other parts of this Agreement shall nevertheless be in full force and effect.

IN WITNESS THEREOF,

The City of Hattiesburg and the AWARDEE have caused their signatures to be hereunto affixed and duly attested

City of Hattiesburg, Mississippi	**Habitat for Humanity**
By: _____	By: _____
Toby Barker, Mayor	Michael Pascarella,
Date: _____	Date: _____
Attest: _____	Attest: _____
Kermas Eaton City Clerk	
Date: _____	Date: _____

Attachment to CDBG Basic Rehabilitation and Emergency Repair Agreement
Step-by-Step Process Guide

Abbreviations: HI – Housing Inspector (Robert Jones)
HC – Housing Coordinator (Kevin Jordan)
CDM – Community Development Manager (Clarence Williams)

- Identify potential applicant
  - See the attached "Case Management" document for additional details.
- Confirm clear ownership of home by current resident(s).
  - If property was purchased by tax sale and/or as heir property, the deed/title must be quieted and confirmed.
- Confirm taxes are up to date (if not, they will need to bring them current at some point before a Homeowner Agreement is established)
- An abbreviated assessment of the emergency repair that is needed – this is not necessarily a full work write up, but just a quick assessment to determine whether or not the emergencies can be addressed within the $10,000 limitation.
  - Emergency Repairs address only major home systems: structural, electrical, roofing, plumbing.
  - Basic Rehabilitation work includes that listed under Emergency Repair but also may also include cosmetic items and may also address some blighting conditions.
  - Pictures of the house should be taken for the file. Pictures should include at a minimum several angles of the exterior (even if no exterior work is to be done), and pictures of any potential work areas on the interior to substantiate the need and document the file.
- Turn in abbreviated write up and pictures to HI and CDM – this step is optional, but may help speed up the process of getting the environmental review completed.
- Complete the full application including the gathering of all income verification.
  - See the attached "Case Management" document for additional details.
- Turn in the full application and all related information to HC.
- Schedule a site visit with HI. The purpose of this visit will be to complete an official work write up. Subrecipient staff should complete the write up with a proposed budget, and turn in to HI for review. If pictures were not already supplied, they should be turned in at this time. If any edits, additions, etc. are necessary, HI will notify.
- If the write-up warrants lead and/or asbestos testing, HI will order the tests.
- Environmental Clearance – at this point in the process, nothing further can happen until the City's environmental review is complete. This may require results of lead/asbestos tests, approval from MDAH, and/or public notification (worst-case scenario).
- The subrecipient can procure a contractor (NOT before the environmental clearance is attained)
- A Homeowner Agreement will go before the City Council for approval
- The Homeowner and contractor/subrecipient will sign agreements
- If lead and/or asbestos abatement is required, the City will coordinate with the homeowner and order the abatement.
- HC will issue a Notice to Proceed.
- The subrecipient/contractor should acquire the necessary permit(s).
- The contractor can begin work.
- HI should be notified when the contractor begins work, and should be notified before any scheduled inspection by building/land code.
- Requests for funds are on a reimbursement basis. Along with request from Subrecipient, include invoice(s) from contractors.

- No work or change order is authorized unless HI has seen and verified the need, and has authorized the work. If work is done outside what is approved, Subrecipient will be responsible for the cost.
- Reimbursement can only be made on requests when HI has verified that work is done to code or specifications.
- Any work done, material purchased, or cost incurred prior to environmental clearance AND a homeowner agreement is NOT eligible for reimbursement.

Case Management

- This program is for **Verified Homeowners ONLY!** (Homeowners must have owned and lived in the home for at least one (1) year!)
- Race and Ethnic date Reporting Form needs to be completed by YOU (Case Management)
- Program assistance is not available to employees or relatives of the City of Hattiesburg
- **ALL ORIGINAL DOCUMENTS MUST BE SUBMITTED** to the City of Hattiesburg Community Development office for the program files (Applications, Check Lists, Supporting Documents, Notarized Documents, **Verifications (MUST BE SUBMITTED TO AND COMPLETED BY THE VERIFYING AGENCY AND RETURNED TO YOU!)**, etc. - per HUD guidelines) **NO COPIES!**
- **Homeowners should only submit copies of personal documents** they should hold on to (such as: Social Security Cards, Drivers Licenses, Deeds, Tax Receipts, etc.) the Community Development Office is not responsible for personal documents
- **Documents needing to be notarized must be completed and submitted with the Housing Assistance Application Packet** (Memorandum of Understanding, Unemployment Certification – full page or bottom half, whatever is applicable)
- **All forms should be completed** even if it is just with N/A (exception: only Verification Forms that apply must be completed; others can be discarded)
- **It is very important that ALL household income is reported** – if unreported income is discovered later the Homeowner may be required to repay any and/or all grants funds expended and legal fees associated with securing repayment to the City of Hattiesburg

***Please interview homeowners before having them complete an application. You should know that they fit the program before giving them an application! This will save a lot of time and frustration for the homeowners!

CITY OF HATTIESBURG

COMMUNITY DEVELOPEMNT BLOCK GRANT
BASIC REHABILITATION/EMERGENCY REPAIR PROGRAM (HOUSING)
HABITAT FOR HUMANITY
SUBRECIPIENT AGREEMENT

THIS contract (hereinafter the "AGREEMENT"), is made and entered into this 6th day of February, 2018 by and between the CITY OF HATTIESBURG, MISSISSIPPI, (hereinafter called the "Grantee"), located at 200 Forrest Street, Hattiesburg, Mississippi 39401 and Habitat for Humanity (hereinafter called the "Subrecipient"), located in the City of Hattiesburg (5191 Highway 42) for an amount not to exceed **$10,000.00 per project for a minimum of three (3) projects, and not to exceed a total amount of $30,000 for the period covered in this agreement. For the purposes of this agreement, project is defined as an emergency repair as defined by the City of Hattiesburg's CDBG/HOME Housing Rehabilitation/Reconstruction and Repair Program Manual (Section III, (A & C)), and performed on a single-family owner-occupied dwelling.** This agreement shall terminate on or before the 5th day of February, 2020, unless amended by written instrument as provided for herein.

WHEREAS, the Grantee wishes to engage the Subrecipient to assist the Grantee in utilizing such funds for: The City's Emergency Repair Program {Entitlement}

NOW, THEREFORE, it is agreed between the parties hereto that:

1. SCOPE OF SERVICE

A. Activities

The Subrecipient will procure and/or provide all skilled and unskilled labor in a manner satisfactory to the Grantee and consistent with any standards required as a condition of providing these funds. Subrecipient's use of these funds shall be limited to the procurement of materials and services needed in performing eligible Basic Rehabilitation and or emergency repairs for eligible applicants, as well as a payment of 10% per project (Project Delivery fee), payable to the subrecipient upon successful completion of each unit. Activities in such program must be eligible under the Community Development Block Grant Program. Project Delivery fee may not exceed fifteen percent (15%) of the total Subrecipient project cost for any project, and the Grantee will make reduction to the fee as necessary.

Program Delivery

The Subrecipient will provide labor, whether paid or volunteer, to execute repairs on single-family owner-occupied homes, within the scope of its mission using standard materials necessary in eliminating the conditions that are deemed an immediate threat to the health, safety, or welfare of the occupants.

The Subrecipient will collect applicant information on Grantee-provided forms and determine eligibility for assistance. Applications will be forwarded to the Grantee for final verification of eligibility. For eligible projects, the Subrecipient will provide case management and the City of Hattiesburg will reimburse up to $10,000 per project for associated expenses, including a flat fee of $500.00 for project delivery. Project Delivery fee may not exceed fifteen percent (15%) of the total Subrecipient project cost for any project, and the Grantee will make reduction to the fee as necessary. The Subrecipient may forgo the project delivery fee if it wishes to apply those funds to project costs.

General Administration

The City of Hattiesburg and the Subrecipient will maintain program and financial records documenting eligibility, provisions of services, and Subrecipient's expenses relative to the project as a result of assistance provided through the CDBG Program.

B. National Objectives

The City of Hattiesburg certifies that the activities carried out with funds provided under this Agreement will meet one or more of the CDBG program's national Objectives – 1) project benefits low-moderate income persons, 2) aid in the prevention or elimination of slums and/or blight, 3) meet community development needs having a particular urgency – as defined in 24 CFR Part 570.208.

C. Implementation Schedule

Unless amended by mutual written agreement by the Subrecipient and the Grantee, the Subrecipient will perform the described tasks in conformance with the schedule below.

TASK/ PROGRAM GOAL	DATE
Basic Rehabilitation or Emergency repairs to single-family owner-occupied homes within the city limits	**February 6, 2018 – February 6, 2020**
Completion of 1st Project	**May 7, 2018**
Completion of 2nd Project	**September 8, 2018**

Completion of 3rd Project	**May 28, 2019**
Completion & Submission of Final Report	**February 5, 2020**

D. Performance Monitoring

The Grantee will monitor the performance of the Subrecipient against the goals and performance standards required herein. Substandard performance as determined by the Grantee will constitute non-compliance with this Agreement. If action to correct such substandard performance is not taken by the Subrecipient within (10) days after being notified by the Grantee, contract termination will begin and all funding will end. Subrecipient must return any unused funds promptly.

II. TIME OF PERFORMANCE

Services of the Subrecipient shall start on the 6th day of February, 2018, and end on the 5th day of February, 2020. The term of this Agreement and the provisions shall be terminated, unless amended by written instrument.

III. BUDGET

It is understood that project costs by line item below may vary depending on the scope of each project undertaken. As such, the "Per Project" budgets below are example guidelines for sample projects with costs of up to $5,000 and $10,000, respectively. The "Total Cost" amounts by line item are firm, and variances to these amounts up to 10% require written approval from the Director of the Department of Federal & State Programs. Cumulative variances to line items of more than 10% over the life of this agreement will require a formal agreement amendment.

	$5,000 Project	$10,000 Project	Total Max
Project Delivery	**$500.00**	**$500.00**	**$2,500.00**
Materials & Contractors	**$4,500.00**	**$9,500.00**	**$27,000.00**
Total Costs	**$5,000.00**	**$10,000.00**	**$30,000.00**

Any indirect costs charged must be consistent with the conditions of Paragraph VIII (C) (2) of this Agreement. In addition, the Grantee may require a more detailed budget breakdown than the one contained herein, and the Subrecipient shall provide such supplementary budget information in a timely fashion in the form and content prescribed by the Grantee. Any

amendments to this budget must be approved in writing by the Grantee and the Subrecipient.

IV. PAYMENT

It is expressly agreed and understood that the total amount to be paid by the Grantee under this Agreement shall not exceed **$10,000.00 per project**. Drawdowns for the payment of eligible expenses shall be made against the line item budget specified in Paragraph III herein and in accordance with performance. The Subrecipient will be reimbursed, on no more than a monthly basis, provided verification of eligible expenses is provided.

Payments to the Subrecipient may be contingent upon the certification of the Subrecipient's financial management system in accordance with the acceptable standards specified in OMB Circular A-110.

V. NOTICES

Communication and details concerning this Agreement shall be directed to the following Agreement representatives:

Grantee	Breakthrough Community Services
City of Hattiesburg Director Department of Urban Development CDBG 601-545-4590 601-554-1006	Michael Pascarella,, Executive Director 5191 Highway 42 Hattiesburg, MS 39401 Phone: (601) 582-4663 Fax: 601-582-8282

VI. SPECIAL CONDITIONS

Lead and/or Asbestos Testing and/or Abatement

For eligible units assisted under this agreement, where it is necessary to test or abate lead or asbestos in the course of work, reasonable and necessary expenses for such testing and/or abatement will not be charged against the $10,000 cap per unit or the $30,000 cap for the gross amount of the agreement. Such lead and/or asbestos testing and/or abatement expenses should be documented separately from routine unit expenses, and will be reimbursed independently. Requests for such funds and their subsequent reimbursement will follow the same procedure as routine requests for funds.

Prior to ordering lead or asbestos testing or abatement, the Subrecipient should consult the City of Hattiesburg Housing Program Inspector. Under advisement from the Housing Program Inspector, the Subrecipient may proceed in ordering lead and/or asbestos testing and/or abatement in accordance with subcontracting and procurement requirements

contained herein. The Subrecipient may only use city-approved contractors for such testing and/or abatement.

Utilization of Funds

If the Subrecipient fails to comply with the terms of this Agreement, such as C. Implementation Schedule or the expenditure of 50% of obligated funds by September 8, 2018, the Grantee can terminate this without giving a 30-day notice. See Section H. Suspension or Termination.

VII. GENERAL CONDITIONS

A. General Compliance

The Subrecipient agrees to comply with the requirements of Title 24 of the Code of Federal Regulations, Part 570 [the Department of Housing and Urban Development regulations concerning Community Development Block Grants (CDBG)]. The Subrecipient also agrees to comply with all other applicable Federal, State and local laws, regulations, and policies governing the funds provided under this Agreement. The subrecipient further agrees to utilize funds available under this Agreement to supplement rather than supplant funds otherwise available.

B. "Independent Contractor"

Nothing contained in this Agreement is intended to, or shall be construed in any manner, as creating or establishing the relationship of employer/employee between the parties. The Subrecipient shall at all times remain an "independent contractor" with respect to the services to be performed under this Agreement. The Grantee shall be exempt from payment of all Unemployment Compensation, FICA, retirement, life and/or medical insurance and Workers' Compensation Insurance as the Subrecipient is an independent subrecipient.

C. Liability and Hold Harmless

The Subrecipient shall not, without prior written permission of the City specifically authorizing them to do so, represent or hold themselves out to others as an agent of or on behalf of the City of Hattiesburg

The Subrecipient, to the extent permitted by law, shall hold harmless, defend and indemnify the Grantee from any and all claims, actions, suits, charges, and judgments whatsoever that arise out of the Subrecipient's performance or nonperformance of the services or subject matter called for in this Agreement.

D. Workers' Compensation

The Subrecipient shall provide Workers' Compensation Insurance coverage for all of its employees involved in the performance of this Agreement.

E. Insurance

The Subrecipient shall carry sufficient insurance coverage to protect Agreement assets from loss due to theft, fraud and/or undue physical damage. The Subrecipient shall comply with insurance requirement of OMB Circular A-110, Bonding and Insurance.

F. Grantor Recognition

The Subrecipient shall insure recognition of the role the grantor agency in providing services through this Agreement. All activities, facilities and items utilized pursuant to this Agreement shall be prominently labeled as to funding source. In addition, the Subrecipient will include reference to the support provided herein in all publications made possible with funds available under this Agreement.

G. Amendments

The Grantee or Subrecipient may amend this Agreement at any time provided such amendments make specific reference to this Agreement, and are executed in writing, signed by a duly authorized representative of both organizations. Such amendments shall not invalidate this Agreement, nor relieve the Grantee or Subrecipient from its obligations under this Agreement.

The Grantee may, in its discretion, amend this Agreement to conform with Federal, State, or local governmental guidelines, policies and available funding amounts, or for other reasons. If such amendments result in a change in funding, the scope of services, or schedule of activities to be undertaken as part of this Agreement, such modifications will be incorporated only by written amendments signed by both Grantee and Subrecipient.

This Agreement contains the entire understanding of the parties, and any change of any term or provision of the Agreement can be approved by the by the City Council. Any such amendment shall be attached to and made a part of this Agreement.

H. Suspension or Termination

Either party may terminate this Agreement at any time by giving written notice to the other party of such termination and specifying the effective date of such termination. Partial termination of the Scope of Services in Paragraph I. A above may only be undertaken with he prior approval of the Grantee. In the event of any termination for convenience and at any time, at the Grantee's

option, all finished or unfinished documents, carpenter's materials, reports or other materials prepared by the Subrecipient under this Agreement shall, at the option of the Grantee, become the property of the Grantee, and the Subrecipient shall be entitled to receive just and equitable compensation for any satisfactory work completed on such documents or materials prior to termination.

The Grantee may also suspend or terminate this Agreement, in whole or in part without notice, if the Subrecipient materially fails to comply with any term of this Agreement, or with any of the rules, regulations or provisions referred to herein and all payments shall cease; and the Grantee may declare the Subrecipient ineligible for any further participation in the Grantee's Agreements, in addition to other remedies as provided by law. In the event there is probable cause to believe the Subrecipient is in noncompliance with any applicable rules or regulations, the Grantee may withhold up to fifteen (15) percent of said Agreement funds to be paid for past work until such time as the Subrecipient is found to be in compliance by the Grantee, or is otherwise adjudicated to be in compliance.

I. Networking and Coordination

There will be periodic networking and coordination meetings of all agencies receiving CDBG funds from the City of Hattiesburg. Meetings will be chaired by the Community Development Administrator or his designee. These meetings will provide opportunities for information sharing, technical assistance, updates of Federal, State and local requirements. The meeting will be approximately one hour at a mutually agreed upon time.

VIII. ADMINISTRATIVE REQUIREMENTS

A. Financial Management

1. Accounting Standards

The Subrecipient agrees to comply with OMB Circular A-110 and agrees to adhere to the accounting principles and procedures required therein, utilize adequate internal controls, and maintain necessary source documentation for all cost incurred.

2. Cost Principles

The Subrecipient shall administer its program in conformance with OMB Circular A-122 "Cost Principles for Non-Profit, or A-21 "Cost Principles for Educational Institutions," as applicable. These principles shall be applied for all costs incurred whether charged on a direct or indirect basis.

If the Subrecipient is a governmental or quasi-governmental agency, the applicable sections of 24 CFR Part 85, "Uniform Administrative Requirements for Grants and Cooperative Agreements to State and Local governments," and OMB Circular A-87 would apply to this Agreement.

B. Documentation and Record-Keeping

1. Records to be Maintained

The Subrecipient shall maintain all records required by the Federal regulations specified in 24 CFR Part 570.506, which are pertinent to the activities to be funded under this Agreement. Such records shall include but not limited to:

a. Records providing a full description of each activity undertaken;
b. Records demonstrating that each activity undertaken meets one of the National Objectives of the CDBG program;

2. Retention

The Subrecipient shall retain all records pertinent to expenditures incurred under this Agreement for a period of five (5) years after the termination of all activities funded under this Agreement. Records for non-expendable property acquired with funds under this must be retained for four (4) years after final disposition of such property. Records for any displaced person must be kept for five (5) years after he/she has received final payment. Notwithstanding the above, if there is litigation, claims, audits, negotiations or other actions that involve any of the records cited and that have started before expiration of the five-year period, then such records must be retained until completion of the actions and resolution of all issues, or the expiration of the five-year period, whichever occurs later.

3. Client Data

The Grantee shall conduct all activities related to determining the eligibility of its program participants. Such determinations must adhere to the same guidelines, policies, procedures, regulations used by the Grantee when determining eligibility for its several other CDBG programs. The Grantee and Subrecipient shall maintain client data demonstrating client eligibility for services provided. Such data shall include, but is not limited to, client name, address, income level or other basis for determining eligibility, and description of service provided.

4. Disclosures

The Subrecipient understands that client information collected under this Agreement is private and the use or disclosure of such information, when not directly connected with the administration of the Grantee's or Subrecipient's responsibilities with respect to services provided under this Agreement, is prohibited unless consent is obtained from such person receiving service and, in case of a minor, that of a responsible parent/guardian.

5. Property Records

The Subrecipient shall maintain real material inventory records which clearly identify materials purchased, and improved properties.

6. Close-Outs

The Subrecipient's obligation to the Grantee shall not end until all close-out requirements are completed. Activities during this close-out period shall include, but are not limited to: making final payments, disposing of program assets (including the return of all unused materials and determining the custodian ship of records.

7. Audits and Inspections

All Subrecipient records with respect to any matters covered by this Agreement shall be made available to the Grantee, their designees or the Federal Government, at any time during normal business hours, as often as the Grantee deems necessary, to audit, examine, and make excerpts or transcripts of all relevant data. Any deficiencies noted in audit reports must be fully cleared by the Subrecipient within 30 days after receipt by the Subrecipient. Failure of the Subrecipient to comply with the above audit requirements will constitute a violation of this Agreement and may result in the withholding of future payments. The Subrecipient hereby agrees to have an annual agency audit conducted in accordance with current Grantee policy concerning Subrecipient audits and, as applicable OMB Circular A-133.

C. Reporting and Payment Procedures

1. Payment Procedures

The Grantee will pay to the Subrecipient funds available under this Agreement based upon information submitted by the Subrecipient and consistent with an approved budget and Grantee policy concerning payments. Payments will be made for eligible expenses actually paid by the Subrecipient (reimbursement). Payments will be adjusted by the

Grantee in accordance with program income balances available in Subrecipient accounts. In addition, the Grantee reserves the right to liquidate funds available under this Agreement for costs incurred by the Grantee on behalf of the Subrecipient.

2. Progress Report

The Subrecipient shall submit progress reports to the Grantee in the form, content and frequency as required by the Grantee. The Progress Reports are due quarterly and/or whenever payment requests are submitted.

D. Procurement

1. Compliance

The Subrecipient shall comply with current Grantee policy concerning the purchase of materials and shall maintain inventory records.

2. OMB Standards

The Subrecipient shall procure all materials in accordance with the requirements of OMB Circular A-110, Procurement Standards, as well as, applicable sections of 24 CFR Part 85. Further, any subcontracts executed in connection with the implementation of this grant must adhere to the same standards.

3. Travel

The Subrecipient shall obtain written approval from the Grantee for any travel outside the metropolitan area with funds provided under this Agreement.

X. PERSONNEL AND PARTICIPANT CONDITIONS

A. Civil Rights

1. Compliance

The Subrecipient agrees to comply with Title VI of the Civil rights of 1964 as amended, title VIII of the Civil Rights Act of 1968 as amended, Section 104(b) and Section 109 of title I of Housing and Community Development Act of 1974 as amended, Section 504 of the Rehabilitation Act of 1973, the Americans with Disabilities Act of 1990, the Age Discrimination Act of 1975, Executive Order 11063, and with Executive Order 11246 as amended by Executive Order 11375 and 12086.

2. Nondiscrimination

The Subrecipient will not discriminate against any employee or applicant for employment because of race, color, creed, religion, ancestry, national origin, sex, disability, age, marital/familial status, or status with regard to public assistance. The Subrecipient will take affirmative action to insure that all employment practices are free from such discrimination. Such employment practices include but are limited to the following: hiring, upgrading, demotion, transfer, recruitment, or recruitment advertising, layoff, termination, rates of pay or other forms of compensation, and selection for training, including apprenticeship. The Subrecipient agrees to post in conspicuous places, available to employees and applicants for employment, notices to be provided by the contracting agency setting forth the provisions of this nondiscrimination clause.

3. Land Covenants

This Agreement is subject to the requirements of Title VI of the Civil Rights Act of 1964 and of 24 CFR 570.601 and 602. In regard to sale, lease, or other transfer of land acquired, cleared or improved with assistance provided under this contract, the Subrecipient shall cause or require a covenant running with the land to be inserted in the deed or lease for such transfer, prohibiting discrimination herein defined, in the sale, lease or rental, or in the use or occupancy of such land, or in any improvements erected thereon, providing that the City of Hattiesburg and the United States are beneficiaries of and entitled to enforce such covenants. The Subrecipient, in undertaking its obligation to carry out the program assisted hereunder, agrees to take such measures as are necessary to enforce such covenant, and will not itself so discriminate.

4. Section 504

The Subrecipient agrees to comply with any Federal regulations issued pursuant to compliance with Section 504 of the Rehabilitation Act of 1974, which prohibits the discrimination against persons with disabilities in any Federally assisted program. The Grantee shall provide the Subrecipient with any guidelines necessary for compliance with that portion of the regulations in force during the term of this Agreement.

B. Affirmative Action

1. Plan

The Subrecipient agrees that it shall be committed to carrying out pursuant to the Grantee's specifications an Affirmative Action Program in keeping with

the principles as provided in President's Executive Order 11246 of September 24, 1965.

2. W/MBE

The subrecipient will use its best efforts to afford minority- and women-owned business enterprises the maximum practicable opportunity to participate in the performance of this Agreement. As used in this Agreement, the term "minority and female business enterprise" means a business that is at least fifty (51) percent owned and controlled by minority group members or women. For the purpose of this definition, "minority group members" are African-Americans, Spanish-speaking, Spanish surnamed, or Spanish-heritage Americans, Asian-Americans, and American Indians. The Subrecipient may rely on written representation by businesses regarding their status as minority and female business enterprises in lieu of and independent investigation.

3. Access to Records

The Subrecipient shall furnish and cause each of its own subrecipients or subcontractors to furnish all information and reports required hereunder and will permit access to its books, records and accounts by the Grantee, HUD, or its agents, or other authorized Federal officials for purposes of investigation to ascertain compliance with the rules, regulations and provisions stated herein.

4. Notifications

The Subrecipient will send to each labor union or representative of workers with which it has a collective bargaining agreement or other contract or understandings, a notice, provided by the agency contracting officer, advising the labor union or workers' representative of the Subrecipient's commitments hereunder, and shall post copies of the notice in conspicuous places available to employees and applicants for employment.

5. EEO/AA Statement

The Subrecipient will, in all solicitations or advertisements for employees placed by or on behalf of the Subrecipient, state that it is an Equal Opportunity or Affirmative Action employer.

6. Subcontracting Provisions

The Subrecipient will include the provisions of Paragraph X. A, Civil Rights, and B, Affirmative Action, in every subcontract or purchase orders, specifically or by reference, so that such provisions will be binding upon each of its subrecipients or subcontracts.

C. Employment Restrictions

1. Prohibited Activity

The subrecipient is prohibited from using funds provided herein or personnel employed in the administration of the program for: political activities, sectarian or religious activities, lobbying, political patronage and/or nepotism activities.

2. Labor Standards

The Subrecipient agrees to comply with the requirements of the Secretary of Labor in accordance with the Davis-Bacon Act as amended, the provisions of Contract: Work Hours and Safety Standards Act, the Copeland "Anti-Kickback" Act and all other applicable Federal, State and local laws and regulations pertaining to labor standards insofar as those acts apply to the performance of this Agreement. The Subrecipient shall maintain documentation which demonstrates compliance with hour and wage requirements of this part. Such documentation shall be made available to the Grantee for review upon request.

The Subrecipient agrees that, except with respect to the rehabilitation of residential property containing less than eight (8) units, all contracts engaged in under in excess of $2,000.00 for repair work financed in whole or part with the assistance provided under this Agreement, shall comply with Federal requirements adopted by the Grantee pertaining to such Agreements/Contracts and with the applicable requirements of the regulations of the Department of Labor, under 29 CFR Parts 1, 3, 5, and 7 governing the payment of wages and ratio of apprentices and trainees to journeyman workers; provide, that if wages higher than those required under the regulations are imposed by state or local laws, nothing hereunder is intended to relieve the Subrecipient of its obligation, if any, to require payment of the higher wage. The Subrecipient will cause or require to be inserted in full, in all contracts subject to such regulations, provisions meeting the requirements of this paragraph.

3. "Section 3" Clause

a. Compliance

Compliance with the provisions of Section 3, the regulations set forth in 24 CFR 135, and all applicable rules and orders issued hereunder prior to the execution of this Agreement, shall be a condition of the Federal financial assistance provided under this

Agreement and binding upon the Grantee, the Subrecipient and any of the Subrecipient's subrecipients and subcontractors, their successors and assigns, to those sanctions specified by the Agreement through which Federal assistance is provided. The Subrecipient certifies and agrees that no contractual or other disability exist which would prevent compliance with these requirements.

The Subrecipient further agrees to comply with these "Section 3" requirements and to include the following language in all subcontracts executed under this Agreement.

> "The work to be performed under this contract is a project assisted under a program providing direct Federal financial from HUD and is subject to the requirements of Section 3 of the Housing and Community Development Act of 1968, as amended, 12 U.S.C. 1701. Section 3 requires that to the greatest extent feasible, opportunities for training and employment be given to low-and very low-income residents of the project area and contracts for work in connection with the project be awarded to business concerns that provide economic opportunities for low-and very low-income persons residing in the metropolitan area in which the project is located."

The Subrecipient further agrees to ensure that opportunities for training and employment arising in connection with a housing rehabilitation, housing construction, or public construction project are given to low-and very low-income persons residing within the metropolitan area in which the CDBG funded project is located; and where feasible, priority should be given to low-and very low-income persons within the service area of the project or neighborhood in which the project is located, and to low-and very low-income participants in other HUD programs; and award contracts for work undertaken in connection to housing rehabilitation, housing construction, or other public construction project are given to business concerns that provide economic opportunities for low- and very low-income persons residing within the metropolitan area in which CDBG funded projects are located; and where feasible, priority should be given to business concerns which provide economic opportunities to low-and very low-income residents within the service area or neighborhood in which projects are located, and to low-and very low-income participants in other HUD programs.

The subrecipient certifies and agrees that no contractual or other legal incapacity exists which would prevent compliance with these requirements.

b. Notifications

The Subrecipient agrees to send to each labor organization or representative of workers with which it has a collective bargaining agreement or other contract or understanding, if any, a notice advising said labor organization or workers' representative of its commitments under this Section 3 clause and shall post copies of the notice in conspicuous places available to employees and applicants for employment or training.

c. Subcontracts

The Subrecipient will include this Section 3 clause in every subcontract and will take appropriate action pursuant to the subcontract upon a finding that the subcontractor is in violation of regulations issued by the grantor agency. The Subrecipient will not subcontract with any entity where it has notice or knowledge that the latter has been found in violation of regulations under 24 CFR 135 and will not let any subcontract unless the entity has first provided it with a preliminary statement of ability to comply with the requirements of these regulations.

D. Conduct

1. Assignability

The Subrecipient shall not assign or transfer any interest in this Agreement without the prior written consent of the Grantee. Notice of any such assignment or transfer shall be furnished promptly to the Grantee.

2. Subcontracts

a. Approvals

The Subrecipient shall not enter into subcontracts with any agency or individual in the performance of this contract without the written consent of the Grantee prior to the execution of such agreement.

b. Monitoring

The Subrecipient will monitor all subcontracted services on a regular basis to assure contract compliance. Results of monitoring efforts shall be summarized in written reports and supported with documented evidence of follow-up actions to correct areas of noncompliance.

c. Content

The sub-recipient shall cause all the provisions of this Agreement in its entirety to be included in and made a part of any subcontract executed in the performance of this Agreement.

d. Selection Process

The Subrecipient shall undertake to insure that all subcontracts let in the performance of this Agreement shall be awarded on a fair and open competition basis. Executed copies of all subcontracts shall be forwarded to the Grantee along with documentation concerning the selection process.

3. Hatch Act

The Subrecipient agrees that no funds provided, nor personnel employed under this Agreement, shall be in any way to any extent be engaged in the conduct of political activities in violation of Chapter 15 of the Title V of the United States Code.

4. Conflict of Interest

The Subrecipient agrees to abide by the provisions of 24 CFR 570.611 with respect to conflicts of interest and covenants that it presently has no financial interest and shall not acquire any financial interest, direct or indirect, which would conflict in any manner or degree with the performance of services required under this Agreement. The Subrecipient further covenants that in performance of this Agreement; no person having such a financial interest shall be employed or retained by the Subrecipient hereunder. These conflict of interest provisions apply to any person who is an employee, agent, consultant, officer, or elected official or appointed official of the Grantee, or any designated public agencies or subrecipients which are receiving funds under the CDBG Entitlement Program.

5. Lobbying

The Subrecipient hereby certifies that:

a. No Federal appropriated funds have been paid or will be paid, by or on behalf of it, to any person for influencing or attempting to influence an officer or employee of any agency, a Member of Congress, an officer of employee of Congress, or an employee of a member of Congress in connection with the awarding of any Federal contract, the making of any Federal grant, the making of any Federal loan, the entering into any cooperative agreement, and the extension, continuation, renewal, amendment, or modification of any Federal contract, grant, loan , or cooperative agreement;

b. If any funds other than Federal appropriated funds have been paid or will be paid to any person for influencing or attempting to influence an officer or employee of any agency, a Member of congress, an officer or employee of Congress, or an employee of a Member of Congress in connection with a Federal contract, grant, loan, or cooperative agreement, it will complete and submit Standard Form- LLL, "Disclosure form to Report Lobbying," in accordance with its instructions.

c. It will require that the language of paragraph (d) of this certification be included in award documents for all subawards at all tiers (including subcontracts, subgrants, and contracts under grants, loans, and cooperative agreements) and that all subrecipients shall certify and disclose accordingly; and

d. <u>Lobbying Certification – Paragraph d</u>

This certification is a material representation of fact upon which reliance was placed when this transaction was made or entered into. Submission of this certification is a prerequisite for making or entering into this transaction imposed by section 1352, Title 31, U.S. Code. Any person who fails to file the required certification shall be subject to a civil penalty of not less than $10,000.00 and not more than $100,000.00 for each such failure.

6. Copyright

If this Agreement results in any copyrightable materials or inventions, the Grantee and/or grantor agency reserves the right to royalty-free, non-exclusive and irrevocable license to reproduce, publish or otherwise use and to authorize others to use, the work for governmental purposes.

7. Religious Organization

The Subrecipient agrees that funds provided under this Agreement will not be utilized for religious activities, to promote religious interest, or for the benefit of a religious organization in accordance with the Federal regulations specified in 24 CFR 570.200(j).

XI. ENVIRONMENTAL CONDITIONS

A. Air and Water

The Subrecipient agrees to comply with the following requirements in so far as they apply to the performance of this Agreement:

- Clean Air Act, 42 U.S.C., 7401, et seq..
- Federal Water Pollution Control Act, as amended, 33 U.S.C. 1251, et seq., as amended 1318 relating to inspection, monitoring, entry, reports, and information, as well as other requirements specified in said Section 114 and Section 308, and all regulations and guidelines issued hereunder.
- Environmental Protection Agency (EPA) regulations pursuant to 40 CFR, Part 50, as amended.

B. Flood Disaster Protection

In accordance with the requirements of the Flood Disaster Protection Act of 1973, the Subrecipient shall assure that for activities located in an area identified by FEMA as having special flood hazards, flood insurance under the National flood Insurance Program is obtained and maintained as a condition of financial assistance for acquisition or construction purposes (including rehabilitation).

C. Lead Based Paint

The Subrecipient agrees that any repair of residential structures with assistance provided under this Agreement shall be subject to HUD Lead-Based Paint Regulations at 24 CFR 570.608, and 24 CFR Part 35. Such

regulations pertain to all HUD-assisted housing and require that all owners, prospective owners, and tenants of properties constructed prior to 1978 be properly notified that such properties may include lead-based paint. Such notification shall point out the hazards of lead-based paint and explain the symptoms, treatment and precautions that should be taken when dealing with lead-based paint poisoning and the advisability and availability of blood level screening for children under the age of seven. The notice should also point out that if lead-based paint is found on the property, abatement measures may be undertaken.

D. Historic Preservation

The Subrecipient agrees to comply with the Historic Preservation requirements set forth in the National Historic Preservation Act of 1966, as amended and the procedures set forth in 36 CFR, Part 800, Advisory Council on Historic Preservation Procedures for Protection of Historic Properties, insofar as they apply to the performance of this Agreement.

In general, this requires concurrence from the State Historic Preservation Officer for all rehabilitation and demolition of historic properties that are fifty years old or older or that are included on the Federal, state or local historic property list.

XII. SEVERABILITY

If any provision of this Agreement is held invalid, the remainder of the Agreement shall not be affected hereby and all other parts of this Agreement shall nevertheless be in full force and effect.

IN WITNESS THEREOF,
The City of Hattiesburg and the AWARDEE have caused their signatures to be hereunto affixed and duly attested

City of Hattiesburg, Mississippi

By: _____
Toby Barker, Mayor

Date: 2-06-18

Attest: _____
Kermas Eaton City Clerk

Date: 2-06-18

Habitat for Humanity

By: _____
Michael Pascarella,

Date: 2-27-18

Attest: Laura Goodwin-Wright

Date: 2-27-18

Attachment to CDBG Basic Rehabilitation and Emergency Repair Agreement
Step-by-Step Process Guide

Abbreviations: HI – Housing Inspector (Robert Jones)
HC – Housing Coordinator (Kevin Jordan)
CDM – Community Development Manager (Clarence Williams)

- Identify potential applicant
  - See the attached "Case Management" document for additional details.
- Confirm clear ownership of home by current resident(s).
  - If property was purchased by tax sale and/or as heir property, the deed/title must be quieted and confirmed.
- Confirm taxes are up to date (if not, they will need to bring them current at some point before a Homeowner Agreement is established)
- An abbreviated assessment of the emergency repair that is needed – this is not necessarily a full work write up, but just a quick assessment to determine whether or not the emergencies can be addressed within the $10,000 limitation.
  - Emergency Repairs address only major home systems: structural, electrical, roofing, plumbing.
  - Basic Rehabilitation work includes that listed under Emergency Repair but also may also include cosmetic items and may also address some blighting conditions.
  - Pictures of the house should be taken for the file. Pictures should include at a minimum several angles of the exterior (even if no exterior work is to be done), and pictures of any potential work areas on the interior to substantiate the need and document the file.
- Turn in abbreviated write up and pictures to HI and CDM – this step is optional, but may help speed up the process of getting the environmental review completed.
- Complete the full application including the gathering of all income verification.
  - See the attached "Case Management" document for additional details.
- Turn in the full application and all related information to HC.
- Schedule a site visit with HI. The purpose of this visit will be to complete an official work write up. Subrecipient staff should complete the write up with a proposed budget, and turn in to HI for review. If pictures were not already supplied, they should be turned in at this time. If any edits, additions, etc. are necessary, HI will notify.
- If the write-up warrants lead and/or asbestos testing, HI will order the tests.
- Environmental Clearance – at this point in the process, nothing further can happen until the City's environmental review is complete. This may require results of lead/asbestos tests, approval from MDAH, and/or public notification (worst-case scenario).
- The subrecipient can procure a contractor (NOT before the environmental clearance is attained)
- A Homeowner Agreement will go before the City Council for approval
- The Homeowner and contractor/subrecipient will sign agreements
- If lead and/or asbestos abatement is required, the City will coordinate with the homeowner and order the abatement.
- HC will issue a Notice to Proceed.
- The subrecipient/contractor should acquire the necessary permit(s).
- The contractor can begin work.
- HI should be notified when the contractor begins work, and should be notified before any scheduled inspection by building/land code.
- Requests for funds are on a reimbursement basis. Along with request from Subrecipient, include invoice(s) from contractors.

- No work or change order is authorized unless HI has seen and verified the need, and has authorized the work. If work is done outside what is approved, Subrecipient will be responsible for the cost.
- Reimbursement can only be made on requests when HI has verified that work is done to code or specifications.
- Any work done, material purchased, or cost incurred prior to environmental clearance AND a homeowner agreement is NOT eligible for reimbursement.

Case Management

- This program is for **Verified Homeowners ONLY!** (Homeowners must have owned and lived in the home for at least one (1) year!)
- Race and Ethnic date Reporting Form needs to be completed by YOU (Case Management)
- Program assistance is not available to employees or relatives of the City of Hattiesburg
- **ALL ORIGINAL DOCUMENTS MUST BE SUBMITTED** to the City of Hattiesburg Community Development office for the program files (Applications, Check Lists, Supporting Documents, Notarized Documents, **Verifications (MUST BE SUBMITTED TO AND COMPLETED BY THE VERIFYING AGENCY AND RETURNED TO YOU!)**, etc. - per HUD guidelines) **NO COPIES!**
- **Homeowners should only submit copies of personal documents** they should hold on to (such as: Social Security Cards, Drivers Licenses, Deeds, Tax Receipts, etc.) the Community Development Office is not responsible for personal documents
- **Documents needing to be notarized must be completed and submitted with the Housing Assistance Application Packet** (Memorandum of Understanding, Unemployment Certification – full page or bottom half, whatever is applicable)
- **All forms should be completed** even if it is just with N/A (exception: only Verification Forms that apply must be completed; others can be discarded)
- **It is very important that ALL household income is reported** – if unreported income is discovered later the Homeowner may be required to repay any and/or all grants funds expended and legal fees associated with securing repayment to the City of Hattiesburg

***Please interview homeowners before having them complete an application. You should know that they fit the program before giving them an application! This will save a lot of time and frustration for the homeowners!

City of Hattiesburg, MS

200 Forrest St.
P.O. Box 1898
Hattiesburg, MS 39401

Master

File Number: 2018-161

File ID:	2018-161	**Type:**	Regular Agenda Item	**Status:**	Passed
Version:	1	**Reference:**		**In Control:**	City Council
Requester:	Anthony Parker			**File Created:**	01/23/2018
Brief Title:	Adopt an order to approve the sale of personal service weapon Glock Model 22 Asset ID 17244 Serial Number MUY502 to Officer Benjamin Deen's widow, Robin Deen, and personal service weapon Glock Model 22 Asset ID 17199 Serial Number MUY457 to Officer Liquor			**Final Action:**	02/06/2018
				Minute Book Number:	MB2018-30

Title:

Adopt an order to approve the sale of personal service weapons to Officer Benjamin Deen's widow, Robin Deen, and Officer Liquori Tate's mother, Youlander Ross, pursuant to Mississippi Code Annotated 45-9-131.

Notes:			
		Agenda Date:	02/06/2018
Indexes:		**Agenda Number:**	VI.-23
Sponsors:		**Enactment Date:**	
Attachments:	Tate Memo, Deen Memo, Parker Memo-Deen-Tate	**Enactment Number:**	
Contact:		**Meeting Date:**	02/06/2018
Drafter:	Tammy Leggett	**Effective Date:**	

History of Legislative File

Version:	Acting Body:	Date:	Action:	Sent To:	Due Date:	Return Date:	Result:
1	City Council	02/06/2018	Adopt				Pass

Action Text: A MOTION was made by Council Member Delgado and seconded by Council Member Brown to Adopt an order to approve the sale of personal service weapons to Officer Benjamin Deen's widow, Robin Deen, and Officer Liquori Tate's mother, Youlander Ross, pursuant to Mississippi Code Annotated 45-9-131.

There being no discussion, the Motion received the affirmative vote of the Council as follows:

Yeas: 5 - George, Delgado, Carroll, Dryden and Brown

Nays: 0

Yea: 5 Council Member George
Council Member Delgado
Council President Carroll
Council Vice President Dryden
Council Member Brown

Text of Legislative File 2018-161

Title

Adopt an order to approve the sale of personal service weapons to Officer Benjamin Deen's widow, Robin Deen, and Officer Liquori Tate's mother, Youlander Ross, pursuant to Mississippi Code Annotated 45-9-131.

Summary

Adopt an order to approve the sale of personal service weapon Glock Model 22 Asset ID 17244 Serial Number MUY502 to Officer Benjamin Deen's widow, Robin Deen, and personal service weapon Glock Model 22 Asset ID 17199 Serial Number MUY457 to Officer Liquori Tate's mother, Youlander Ross.

HATTIESBURG POLICEMEN'S BENEFIT FUND, Inc.

300 KLONDYKE STREET
HATTIESBURG, MISSISSIPPI 39401

January 22, 2018

Chief Anthony Parker
Hattiesburg Police Department
300 Klondyke Street
Hattiesburg, MS 39401

Ref: Officer Liquori Tate's Service Weapon

Dear Chief Parker,

I am writing this letter to ask you to allow the ***Hattiesburg Police Department's Benevolent Association*** to purchase the service weapon (Asset ID 17199, Glock 22, Serial # MUY457) of Officer Liquori Tate for the sum of One Dollar ($1.00). After the purchase of the weapon, it will be given to Officer Tate's mother, Youlander Ross. Mississippi State Law (*MS statute 45-9-131*) allows the sidearm of a law enforcement officer who is killed in the line of duty to be purchased and then given to the family. This procedure has been approved for retiring officers, as it references the same statute.

Should you need any additional information, please don't hesitate to contact me.

Sincerely,

Capt. Shannon Harris, President
Hattiesburg Police Department's Benevolent Assoc.
601-554-3749 ***Phone***
601-545-4937 ***Fax***

HATTIESBURG POLICEMEN'S BENEFIT FUND, Inc.

300 KLONDYKE STREET
HATTIESBURG, MISSISSIPPI 39401

January 22, 2018

Chief Anthony Parker
Hattiesburg Police Department
300 Klondyke Street
Hattiesburg, MS 39401

Ref: Officer Benjamin Deen's Service Weapon

Dear Chief Parker,

I am writing this letter to ask you to allow the ***Hattiesburg Police Department's Benevolent Association*** to purchase the service weapon (Asset ID 17244, Glock 22, Serial # MUY502) of Officer Benjamin Deen for the sum of One Dollar ($1.00). After the purchase of the weapon, it will be given to Officer Deen's wife, Robin Deen. Mississippi State Law (*MS statute 45-9-131*) allows the sidearm of a law enforcement officer who is killed in the line of duty to be purchased and then given to the family. This procedure has been approved for retiring officers, as it references the same statute.

Should you need any additional information, please don't hesitate to contact me.

Sincerely,

Shannon Harris

Capt. Shannon Harris, President
Hattiesburg Police Department's Benevolent Assoc.
601-554-3749 ***Phone***
601-545-4937 ***Fax***

THE CITY OF HATTIESBURG

One of America's Great Small Cities!

Anthony Parker, Chief of Police

MEMORANDUM

TO: Mayor Barker and Council

FROM: Chief Anthony Parker

DATE: January 24, 2018

RE: **Purchase of Service Weapons**

Officer Benjamin Deen & Officer Liquori Tate was killed in the line of duty on May 9, 2015. I am requesting that the Hattiesburg Police Department Benefit Fund is allowed to purchase their service weapons per MS Code 45-9-131, which allows the sidearm of a law enforcement officer who is killed in the line of duty to be purchased and then given to the family. After the purchase of the weapons, they will be given to Mrs. Robin Deen (Officer Deen) and Youlander Ross (Officer Tate).

The following is a description of the weapons to be purchased:

Officer Benjamin Deen Glock 22, serial number MUY502, Asset ID 17244
Officer Liquori Tate Glock 22, serial number MUY457, Asset ID 17199

Thank you for your attention to this matter. If there is additional information that is needed, please let me know.

AP/tl

Attachment

(601) 544-7900 POLICE DEPARTMENT FAX (601) 545-4952
#1 GOVERNMENT PLAZA • HATTIESBURG, MS 39401
CRIME STOPPERS (601) 582-STOP (582-7867) CELLULAR H C.S.

City of Hattiesburg, MS

200 Forrest St.
P.O. Box 1898
Hattiesburg, MS 39401

Master

File Number: 2018-192

File ID:	2018-192	**Type:**	Regular Agenda Item	**Status:**	Tabled
Version:	1	**Reference:**		**In Control:**	City Council
Requester:	Ann Jones			**File Created:**	01/29/2018
Brief Title:	Adopt revised City of Hattiesburg Employee Handbook.			**Final Action:**	
				Minute Book Number:	MB2018-31

Title:

Adopt revised City of Hattiesburg Employee Handbook.

Notes:			
		Agenda Date:	02/06/2018
Indexes:		**Agenda Number:**	VI.-24
Sponsors:		**Enactment Date:**	
Attachments:	Emp Handbook proposed revised Jan 29	**Enactment Number:**	
Contact:		**Meeting Date:**	02/06/2018
Drafter:	Ann Jones	**Effective Date:**	

History of Legislative File

Version:	Acting Body:	Date:	Action:	Sent To:	Due Date:	Return Date:	Result:
1	City Council	02/06/2018	Table				Pass

Action Text: A MOTION was made by Council Vice President Dryden and seconded by Council Member George to Adopt revised City of Hattiesburg Employee Handbook.

A Subidiary MOTION was made by Council Member Delgado and seconded by Council Member George to TABLE to Adopt revised City of Hattiesburg Employee Handbook.

Council member Delgado asked that the administration look at the part of the handbook that addresses the distribution of approved time when employees resign; she said that people resign for different reasons, and asked whether those who resign should be treated differently than those who are terminated.

Following discussion, the Motion to Table received the affirmative vote of the Council as follows:

Yeas: 5 - George, Delgado, Carroll, Dryden and Brown

Nays: 0

Yea:	5	Council Member George Council Member Delgado Council President Carroll Council Vice President Dryden Council Member Brown

Text of Legislative File 2018-192

Title

Adopt revised City of Hattiesburg Employee Handbook.

Summary

Adopt revised City Employee Handbook.

Budget Information

Expenditure Type

Purchasing Item

Publication Information

EMPLOYEE HANDBOOK

January 2018
PROPOSED EDITION

INTRODUCTION

This Handbook has been adopted by the City Council of Hattiesburg, Mississippi (hereinafter "the City"), to inform you about the City's employment policies and procedures, and to summarize the employee obligations owed by you to the City, as your employer, as well as the employee benefits available to you as a City employee. It is your responsibility to read your Handbook and familiarize yourself with the information it contains, and thereafter to refer to it whenever you have a question. If you have a question that is not answered by the Handbook, ask your department head, the Human Resources Department or the City Clerk.

As a City employee, the taxpayers and citizens of Hattiesburg, Mississippi, collectively are your ultimate "boss". You are an integral part of a diversified work force which has the single purpose of serving the taxpayers and citizens of our city. The skills and experience you bring to your job are an important aspect of providing this service. Your day to day and occasional contacts with individual citizens will often be the only basis by which they are able to determine the efficiency, professionalism and responsiveness of the whole of City government. Therefore, it is of the utmost importance you always make the best possible impression when you are interacting with members of the general public. Your job, as is each job with the City, is an essential part of the overall operation of our City. As an employee, we all are counting on you to always provide honest, efficient, reliable and courteous service.

The City administration, acting by and through the elected City Council, reserves the right to amend, modify, supplement or cancel this Handbook at any time whatsoever, including, without limitation, any or all of the various policies, rules, procedures, and programs outlined within this Handbook. Whenever the masculine gender (he, him, his) is used, it also refers to the feminine gender (she, her, hers).

This handbook is not to be construed in any manner as a contract of employment. It does not create a contractual relationship between the City and any employee, nor shall anything in this Handbook be deemed to imply a guarantee of continued employment or benefits for any length of time whatsoever. This Handbook filly preserves the EMPLOYMENT AT WILL doctrine. Although it is hoped your employment relationship with us will be for an extended duration, you or the City of Hattiesburg may terminate this employment relationship at any time, with or without cause or notice. No director, chief, supervisor, manager, or representative of the City of Hattiesburg has the authority to enter into any agreement with you for employment for any specified period of time or to make any promises or commitments contrary to the at-will relationship between you and the City of Hattiesburg.

Fair Labor Standards Act – Safe Harbor Policy

The City of Hattiesburg (COH) intends to comply with all federal regulations with respect to the Fair Labor Standards (FLSA). In this regard, the FLSA provides an exemption from both minimum wage and overtime payment for employees employed in a bona fide executive, administrative, professional and computer positions. To qualify for an overtime exemption, an employee generally must be paid no less than $23,660 a year or $455 per week on a salary basis (certain exempt computer employees may be paid at least $455 on a salary basis or on an hourly basis at a rate not less than $27.63 per hour.)

Being paid on a "salary basis" refers to an employee who regularly receives a predetermined amount of compensation each pay period on a weekly or less frequent basis which cannot be reduced because of variations in the quality or quantity of work. Subject to the exceptions listed below, an exempt employee must receive his or her full salary for any workweek in which the employee performs any work, regardless of the number of days or hours worked. Exempt employees do not need to be paid for any work week in which they perform no work and will not be paid, unless appropriate accrued leave is utilized. If deductions are made from an employee's predetermined salary because of the employer's operating requirements, that employee is not paid on a "salary basis." If the employee is ready, willing, and able to work, deductions may not be made for time when work is not available.

Deductions from pay are permissible when an exempt employee is:

- absent from work for one or more full days for personal reasons, other than sickness or disability;
- absent from work for one or more full days due to sickness and disability, if the deduction is made in accordance with a bona fide plan, policy or practice of providing compensation for salary lost due to illness;
- in receipt of amounts such as jury or witness fees; or
- on an unpaid disciplinary suspension for one or more full days, imposed in good faith for workplace conduct rule infractions.

Also, the COH is not required to pay an employee's full salary in the initial or final week of employment, for penalties imposed in good faith for infractions of safety rules of major significance, or for weeks in which an exempt employee takes unpaid leave under the Family and Medical Leave Act. In these circumstances, either a partial-day or full-day deduction may be made. Finally, as a public sector employer, the COH operates under principles of public accountability, which permit deductions from the pay of an exempt employee for partial-day or full-day absences due to illness, injury, or personal reasons when accrued paid leave is not used by an employee because:

- permission for its use has not been sought or has been sought and denied;
- accrued leave has been exhausted; or
- the employee chooses to use leave without pay, if such leave is available.

The COH has classified those positions which are considered to be "exempt." It is the policy of the

COH to comply with the “salary basis” requirements of the FLSA with regard to exempt employees. If you believe that an improper deduction has been made to your salary, you should immediately report this information to the Human Resources Department. Reports of an improper deduction from wages will be promptly investigated. If it is determined that an improper deduction has occurred, you will be promptly reimbursed for improper deduction.

TABLE OF CONTENTS

CHAPTER ONE
EMPLOYMENT INFORMATION

1-1. At-Will Employment 8
1-2 Equal Employment Opportunity.....8
1-3. Commitment to Diversity 8
1-4. Immigration Employment Law Compliance 8
1-5. Infectious Diseases.....9
1-6. Employment of Relatives 9
1-7. Employment Process 10
Position Announcement.....10
Probation Period.....10
Duty Assignments.....11
1-8. Classification of Employees 11
Non-Exempt employees 11
Exempt employee.....11
Types of Employees 11
1-9. Retirement.....12
1-10. Compensation 13
1-11. Work Hours 13
1-12. Meal Period.....14
1-13. Work Breaks.....14
1-14. Overtime 14
1-15. Compensatory Time.....15
1-16. Promotions.....15
1-17. Internal Transfer.....15
Employee Request.....16
Management Request.....17
1-18. Personnel Records, References and Privacy 17
1-19. Performance Evaluations 17
1-20. Travel and Expenses 18
1-21. Polygraph Examination 18
1-22. Information Technology 18
1-23. Position which requires Bonding.....19

CHAPTER TWO
STANDARDS OF EMPLOYEE CONDUCT

2-1. Attendance 20
2-2. Commitment During Work Hours 20
2-3 Resignation 20
2-4. Conflict of Interest 21
2-5. Political Activity 21
2-6. Outside Employment 21
2-7. Workplace Violence 21
2-8. Harassment – Including Harassment of a Sexual Nature 21
2-9. Substance Abuse in the Workplace 22
2-10. Intimate Relationships 23
2-11. Personal Phone Calls or Text Messages 23
2-12. Personal Use of City Provided Cellular Phones or Devices 24
2-13. Safety Issues for Use of Cellular Phones or Devices 24
2-14. Assigned City Equipment 24
2-15. Assignment or Use of City Vehicle 25
2-16. Smoking in the Workplace 25
2-17. Drivers' License 25
2-18. Dress Code 26
2-19. City Identification Badges 27
2-20. Solicitation 27

CHAPTER THREE
EMPLOYMENT BENEFITS

3-1. Holidays 29
3-2. Personal Leave 30
Accrual 30
Accumulation 30
Payout 31
Personal Leave Request 31
3-3. Sick Leave 31
Accrual 31
Accumulation 31
Usage 31
Documentation Required 32
Payout 32
3-4 Administrative Leave of Absence 32
3-5 Leave of Absence From Work 33

3-6. Jury Duty and Court Appearances 34
3-7. Voting 34
3-8. Employee Assistance Program 34
3-9. Employee Health Clinic.....35
3-10. Employee Professional Development/Training.....35
3-11. Worker's Compensation.....35
3-12. Payroll Deductions.....35
Dependent Classification 35
Health Insurance 36
Basic Life Insurance.....36
Optional Term Life Insurance 36
Dental Insurance 37
Vision Insurance 37
Retirement 37
Deferred Compensation 38
Section 125 Cafeteria Plan 38
Social Security 38
Federal and State Income Taxes 39
Credit Union.....39
Garnishments 39
Optional Deductions 39
3-13. Grievance Process 39

CHAPTER FOUR
EMPLOYEE DISCIPLINE

4-1. Discipline Procedures.....43
Oral Reprimand 43
Written Reprimand 43
Suspension With Out Pay 43
Termination.....43
Personal Conduct 43

CHAPTER FIVE
EMPLOYEE ATTENDANCE

5-1. Employee Attendance.....45
Tardiness.....45
Absences 45
Excused.....45
Unexcused 46

CHAPTER SIX
LEAVE PAYMENT - RESIGNATION/TERMINATION OF EMPLOYMENT

6-1. Resigning and Terminated Employee 47
Personal Leave Hours 47
Sick Hours 47
Compensatory Hours 47

6-2. Retiring Employee 48
Personal Leave Hours 48
Sick Hours 48
Compensatory Hours 48

CHAPTER ONE
EMPLOYMENT INFORMATION

1–1. At-Will Employment

Employment with the City of Hattiesburg is on an at-will basis. At-will means employment with the City may be ended at any time, for any reason, with or without cause by either you or the City of Hattiesburg. You should not rely upon any written or verbal statement to the contrary, no matter who provides it, as it is invalid. This handbook does not alter the at-will relationship, and nothing in this handbook should be interpreted as a guarantee of continued employment.

1-2. Equal Employment Opportunity

The City of Hattiesburg is committed to providing employment opportunities for all qualified employees and applicants. The City of Hattiesburg also seeks to employ the most competent, qualified, and motivated individuals into available positions, while remaining in compliance with federal and state requirements against discrimination due to race, gender, gender identity, sexual orientation, personal or family genetic predisposition, age, religious beliefs, national origin, veteran, and/or disability status. The City provides reasonable accommodation to individuals with a disability during the application process and as an employee. The obligation applies to all terms, condition and privileges of employment including, but not limited to: hiring, placement, upgrading, transfer and demotion, termination, and/or suspension, recruitment, advertising or compensation, treatment during employment, selection of training, and social and recreational programs.

1-3. Commitment to Diversity

The City of Hattiesburg is committed to being a diverse organization and actively seeks to recognize, value, and incorporate diversity in its services, policies and operations, vendors and workforce. In the event you have a work-related dispute or complaint, please raise your concern in accordance with the City of Hattiesburg's Grievance policy found in this handbook.

1-4. Immigration Employment Law Compliance

The City of Hattiesburg only employs citizens of the United States and alien persons who are authorized to work in the United States. Newly hired employees must complete the federal government I-9 eligibility verification form and present documentation to the Human Resources Department establishing employment eligibility and identity. The City of Hattiesburg uses the E-Verify government system to help establish eligibility.

If you do not present the required verification information that establishes your right to work in the United States, you will not be permitted to work.

1-5. Infectious Diseases

The City of Hattiesburg does not discriminate against individuals with infectious diseases, including those who are infected with the Acquired Immune Deficiency Syndrome (AIDS) virus. The City will make reasonable accommodations for such individuals who are otherwise qualified to perform their assigned job duties. While privacy of the individual will be protected, the City reserves the right to inform any employee who might have been exposed to infectious diseases in a medically recognized situation.

1-6. Employment of Relatives

Your relatives who apply for employment with the City of Hattiesburg are eligible to be employed unless specifically prohibited by the state nepotism law or unless there is the possibility that public safety will be compromised. These individuals will be evaluated on their qualifications for the position and their relationship to you will be neither an advantage nor disadvantage. However, relatives employed with the City are not to be placed in close working proximity to each other and are not to supervise each other, directly or indirectly.

If you apply for an internal transfer to an available position, your relationship to the supervisor/manager, etc. of the position will be taken into consideration before a transfer is approved.

For the purposes of this policy, a relative is defined as:

Relative by Blood	**Relative by Marriage**
Parent	Spouse
Child	Stepchild
Grandparent	Stepparent
Grandchild	Parent In-Law
Sibling	Sibling In-Law

AND any other relative who lives in your household.

It is your responsibility to inform management when a relationship (as defined above) exists. Failure to do so could result in disciplinary action.

1-7. Employment Process

A. Position Announcement

In general, positions which have been approved to be filled and open to all candidates will be posted in Human Resources, on the City's website, the Job Line, and at various departmental locations. In addition, notice of position openings will be sent to the MS Employment Security office and sent out using the City's social media process. The City does, however, retain the discretion to allow department heads to verbally announce an opening and hire from within the department. Interested, qualified individuals may apply on-line by going to the City's website or by coming to the HR Department.

To ensure the City reviews applications that are from candidates currently interested in a position, only applications for posted positions are accepted and applicants must submit a new application to be considered for additional positions that become open.

Employees are encouraged to apply for a transfer should a position come open they are qualified for and interested in and the employee is out of their probationary period. When applying for an internal transfer which requires testing for skills such as Typing, Word and/or Excel, you will be required to submit to these skills tests.

To allow ample opportunity for internal transfer requests, vacant positions are posted a minimum of five (5) days before a selection is made and a job offer extended. The interview process will not begin until the minimum 5 day posting requirement is met.

You may apply for the next available Police or Fire Academy only when such applications are being actively recruited, in accordance with Civil Service guidelines. You must meet the minimum requirements for the position(s).

B. Probation Period

You are considered to be on probationary status for a period of six (6) months (12 months for sworn police and fire personnel). This probationary period gives you the opportunity to become familiar with the job and your supervisor an opportunity to evaluate your performance. As a standard practice, you will be evaluated at 2 months, 4 months and 5 months of employment. Should you not be performing at an acceptable level, your supervisor may establish a performance improvement plan.

During this period of employment, you may be reassigned or terminated without grievance or appeal rights.

If you are a temporary employee and are subsequently hired into a full-time position, you will serve a full six months (one year if sworn personnel) probation period; this period begins with the first workday in the permanent position.

C. Duty Assignment

Your supervisor is responsible for assigning duties, and you are expected to carry out these assignments to the best of your ability with a cooperative and helpful attitude. You may not change assignments without the knowledge and permission of your supervisor.

1-8. Classification of Employees

Fair Labor Standards Act Classifications

All paid positions with the City of Hattiesburg are classified as either exempt or nonexempt from the overtime provisions of the Fair Labor Standards Act (FLSA). For purposes of salary administration and eligibility for overtime payments, employees are classified as follows:

Non-exempt employees

Employees who are required to be paid overtime or compensatory time at the rate of one and one-half times the employee's regular rate of pay for all hours worked in excess of forty hours in a workweek, in accordance with applicable federal wage and hour laws, or more frequently in accordance with certain state or local wage and hour laws.

Exempt employees

Employees who are not required to be paid overtime or compensatory time in accordance with applicable federal wage and hour laws for work performed in excess of forty (40) hours in a workweek. Executives, professional employees, certain administrative and computer employees are typically exempt.

Job titles do not determine exempt status. In order for an exemption to apply, an employee's specific job duties and salary must meet all the requirements of the Department of Labor's regulations and must be approved by your Director and by Administration. If you are in an exempt classification, please be sure to read the Safe Harbor Policy at the beginning of this handbook.

Types of Employees

1. Elected and Appointed Officials - Mayor, Council Member, Director/Chief, City Attorney, Municipal City Clerk, Deputy Municipal Clerk, Deputy

Municipal Court Clerk, Clerk of Council, Deputy Clerk of Council, Municipal Court Clerk, Municipal Judge, Municipal Prosecutor, and Municipal Public Defender.

2. Permanent Full Time – Employees, who are hired to work longer than six months, and who are regularly scheduled to work forty hours in a work week; or, if a sworn police or fire employee hired to work their scheduled FSLA cycle.
3. Permanent Part Time – employees who are hired to work longer than six months, and who are regularly scheduled to work less than forty hours in a work week. These employees are not entitled to full time benefits. They may, however, be required to participate in the Public Employees Retirement System. Human Resources will make that determination. These employees may work more than part-time hours on a temporary basis only, but will remain classified as part-time.

4. Temporary – employees hired to work less than 4 1/2 months because of seasonal needs or emergency situations. Such employees may work full time hours or part time hours. These employees are not entitled to employee benefits including participation in the Public Employees Retirement System.

5. Inactive – employees who, for whatever reason, are unable to work, have no available leave time, and are not eligible or no longer eligible for Family Medical Leave. Employees on inactive status will no longer continue to accrue benefits and are responsible for paying their single health and life insurance premium and any other voluntary deductions. Employees can only remain on inactive status for 6 months. At 6 months of inactive status if the employee is unable to return to work, the employee's employment will automatically be terminated. Nothing in the previous statement shall prohibit from reapplying for employment.

1-9. Retirement

To be classified as a retiree with the City of Hattiesburg, you as an employee must meet the established criteria for eligibility for service retirement benefits under the Public Employees Retirement System (PERS) or the Municipal System. You also must be employed with the City when you become eligible and at the time you apply for retirement benefits.

To be eligible for service retirement benefits under PERS, you must have four (4) years of contributing membership service if you began paying into the retirement system before 07/01/07. If you began paying into the retirement system 07/01/07 or later, you must have eight (8) years of contributing membership AND be age 60 or older. You may begin drawing retirement benefits at any age if you have 30 years of creditable service in the retirement system (25 years of creditable service if hired 6/30/11 or before) or you are approved for

disability retirement benefits by the retirement system. Benefits are based on the number of years of creditable service you have accrued and on the average of the greatest four years of compensation you earned.

For details, please see the Public Employee's Retirement System website at www.pers.ms.gov.

1.10. Compensation

The City of Hattiesburg has established by Ordinance a classification/compensation plan known as the Hattiesburg Variable Plan (HAV PAY). All employee salary ranges fall under this plan. The City encourages all pay be direct deposited into a checking or savings account and have established relationships with financial institutions to help employees meet this standard if needed.

A. Pay Period

The City's workweek begins on Saturday and ends on the following Friday. There are two workweeks in a pay period. Therefore, each paycheck you receive will be payment for hours worked or accrued leave time taken for the previous two workweeks.

You are responsible for clocking in when you begin work and out when you leave work into the City's time keeping system by entering your Employee ID Number and your biometric fingerprint. Employees may also be required to clock in/out for their meal period. Your biometric fingerprint clocking your work time is the official record of the time you have worked and is used to determine your pay.

Information on your pay will only be given only to you, unless you have submitted signed authorization to your supervisor or to Human Resources identifying someone else who is allowed to obtain your pay information. The person you give permission to obtain this information for you must present picture identification for verification.

B. Rate of Pay

The City of Hattiesburg has established wage guidelines and ranges for all positions, including sworn police and fire personnel. Compensation paid is within this established range. There are exceptions, but they occur rarely and only with prior approval of the Mayor. The City will attempt, for the benefit of employees, to maintain wages that are competitive with those paid for similar work by other cities and local industry.

1-11. Work Hours

Workdays for City employees are based on the type of work done and are set by individual

departments. A "normal" workweek is 40 hours for non-sworn employees. Sworn employees are paid every two weeks, but their assigned work hours will be different. However, in certain instances work schedules may vary and various employees may work different schedules because of our responsibility to the citizens of the City of Hattiesburg. Your supervisor determines scheduling of your work hours and any unpaid meal period.

Changes in work schedules are announced as far in advance as practicable. You, as an employee, may not change your established work hours without prior approval from your supervisor.

You may be required to be on call, either occasionally or regularly. If placed on call, you must be readily available to be reached by telephone or pager.

1-12. Meal Period

You are normally given a meal period break during the workday. Meal periods are typically 30 minutes to one hour and you generally are not compensated. Meal periods are scheduled in advance at the discretion of your supervisor. You are required to take your meal period away from your work station area. The City provides a break area for employees who wish to remain at their job location during their meal period.

In rare circumstances, and only with your supervisor's prior approval and there is productive work available, you will be allowed to skip or shorten the meal period to shorten your workday or to make up worktime missed.

1-13. Work Breaks

Breaks may be provided, but not required, and must be approved by the supervisor and scheduled for the convenience of the department. In no case shall there be more than two breaks per eight (8) hour shift, and each break should be no more than fifteen (15) minutes long.

1-14. Overtime

If you are required to work beyond the normal work week or work cycle, you should be granted equal time off during that same work week so the total actual hours worked is the normal total hours in a workweek.

When this is impossible or impractical, if you are a nonexempt employee, you will be paid at one and one-half times your normal hourly rate of pay or accrue compensatory time at the rate of one and one-half hours for all hours worked beyond the normal work week (must work a minimum of 40 hours) in accordance with the Fair Labor Standards Act – FLSA. You may

work overtime ONLY with prior authorization of your supervisor and are required to work additional hours as instructed. You will need to provide an explanation of overtime worked to your supervisor so it can be entered into the timekeeping system as an explanation of duties performed to warrant additional work time. If you fail to clock in/out when working or do not report additional time worked to your supervisor during the pay period it is earned, it can be reported and calculated for inclusion on the next paycheck. A manual check will not be issued to pay over-time hours not included when you fail to use the timekeeping system or report your work hours within the required timeframe. You may have to wait until the next regularly scheduled pay date.

When calculating overtime, do not count holidays or accrued leave time (personal, sick or compensatory hours) as hours worked.

1-15. Compensatory Time

You may, at times, receive credit for compensatory leave. This generally happens when your manager considers it essential you work after normal hours and you are unable to flex the time out during the same workweek.

If you are a non-exempt, non-sworn employee, you may earn compensatory time -- instead of cash overtime pay - at a rate of an hour and half for each hour worked over forty (40) hours in a workweek (as defined in Department of Labor regulations). You are limited to 240 hours of earned compensatory time. Sworn Police and Fire have different limits.

Any compensatory hours you earn above the maximum will not be accrued but will be paid out to you. You must first exhaust all accrued compensatory hours when requesting personal leave. Your accrued unused compensatory time will be paid to you when you attain exempt status or leave City employment.

1-16. Promotions

A promotion is the movement of an employee from one position to another position that requires a higher level of skill and/or responsibility. It is also usually assigned to a higher pay range.

After you have served six (6) months in a position or meet the established standards for sworn personnel, you may apply for promotional opportunities through the internal transfer process.

1-17. Internal Transfer

Whenever possible, the City of Hattiesburg promotes and encourages personal and/or professional growth and development for its employees through internal transfers, promotions, and training and educational opportunities. Occasionally, the City will opt to change an

employee's duties or position, not at the individual's request, but as a result of some other need, for instance job performance or elimination of the position.

There are two types of transfer requests for non-sworn employees:

A. Employee Request

You may request a transfer to an approved and posted position by submitting a completed Application for Transfer Form and a resume. Applicants must also meet the minimum criteria as listed below:

- You have held your current position for at least six (6) months.
- You have met or exceed the minimum requirements for the position.
- You have a satisfactory job performance and attendance record.
- The position has been approved to be filled and is posted.
- If the position requires candidates to successfully pass a typing test and/or other Clerical Skills test, internal transfer applicants who meet all other minimum requirements will be scheduled for testing.
- An approval for a transfer is at the discretion of the manager with the position open, it is not a guarantee.

The section on the form that you complete must be submitted to your manager. To give you ample time to apply for a transfer and perform any required tests, available positions are posted for a minimum of 5 working days before a hiring decision is made.

Internal transfer requests are only given more consideration than an outside applicant when all other qualifications are equal. Management will consider your ability, employment record and other qualifications in deciding whether to select you for a transfer. (In the event that two or more employees apply for a transfer to the same position and ALL qualifications - including education, initiative, attitude and other factors - are essentially the same among all applicants, the job will be awarded to the employee with seniority.)

If you request and receive a transfer, you will be placed on a six (6) month probationary period to determine job suitability. If your performance in the new position is unsatisfactory, your employment may be terminated if an alternative solution is not determined.

Your pay may be adjusted (either increased or decreased) to accommodate new job duties.

B. Management Transfer

Occasionally, the organizational needs of the City warrant movement of an employee to a different position. Because this movement is at the discretion of management, the previous criteria established for an employee internal transfer does not apply.

If you are a management-transferred employee, you will also be placed on a six (6) month probationary period to determine job suitability. If your performance in the new position is unsatisfactory, your employment may be terminated if an alternative solution is not determined.

If you receive a management transfer, you may receive an adjustment in your pay (either increase or decrease) to fit the responsibilities and the budget of the new position.

1-18. Personnel Records, References and Privacy

Personnel records shall be maintained for each employee in Human Resources. These records are the property of the City and are confidential. Departments are permitted to maintain additional files of employee information, but the official employment record is the one in Human Resources. All appropriate documentation must be forwarded to Human Resources to be included in this file. As an employee of the City, you are required to notify Human Resources of any changes in personal status (i.e.; marital status, number of dependents, beneficiaries, home address, telephone number, etc.) and of any additional educational and skill training you acquire after you are hired.

You may view your personnel records by notifying Human Resources and scheduling a time for inspection that is mutually convenient. If you are a current employee, you may request a copy of your file. Former employees are only allowed access to their employment files by court order.

All inquiries concerning current and former employees shall be referred to the Human Resources Department.

1-19. Performance Evaluations

As a City of Hattiesburg employee, your job performance will be evaluated to help identify your successes as well as areas that need improvement. Newly hired employees and employees who transfer to a new position, will be evaluated several times over the 6 month probationary period (note: Fire and Police Sworn Personnel are under a 1 year probationary period). Evaluations allow your supervisor to measure your work against the requirements of

the position and to assess specific behaviors related to your job performance. As part of the process, you will be given the opportunity to review the evaluation and to set goals. If improvement is needed, your supervisor will work with you to develop an action plan that notes any required improvements and provides a time frame for achieving them.

You will be re-evaluated at the appropriate time to determine if improvement has been made; if you are unwilling or unable to make necessary adjustments, termination may be considered.

Performance evaluations will become a permanent part of your personnel file.

1-20. Travel and Expenses

If you are required to travel in the performance of an official duty, City policy allows you to be reimbursed for reasonable expenses incurred as allowed by policy. You are required to use city-owned vehicles when traveling unless circumstances prohibit and you have obtained prior written approval for use of a personal vehicle from your Director or Manager. You can be reimbursed for overnight lodging if you have proper authorization and receipts, and if travel circumstances prevent departure and return on the same day. You are expected to exercise the same care incurring expenses as a prudent person traveling for personal reasons.

It is your responsibility to obtain information regarding the City's travel reimbursement procedure from your department's purchasing and travel manual before you travel. To be reimbursed for any travel expenses, you must follow pre-established rules and regulations. The Purchasing Division is available to answer any additional questions you may have.

1-21. Polygraph Examination

As a condition of employment with the City, applicants for certain positions may be required to take a post-offer of employment polygraph examination. These are positions of trust that involve the handling of cash, property, evidence, equipment, confidential information, civilian law enforcement position, and/or those occupations designated as Deputy Municipal Clerk or Deputy Court Clerk. Results will not be used as the only factor in the hiring decision.

Employees may also be required to participate in specific-issue polygraph examinations during an investigation. It is a condition of employment with the City that you fully cooperate with any law enforcement agency's criminal investigation. Refusing or failing a polygraph with supporting evidence may result in disciplinary action, up to and including termination of employment. Results of a polygraph will be confidential and will be shared only with those who are in a "need-to-know" position.

1-22. Information Technology

The use of computer, electronic mail and Internet systems is reserved for the conduct of

business within the City of Hattiesburg. Any unauthorized access or use of the City of Hattiesburg's computer systems is strictly prohibited. The City has established a computing policy. Upon employment, you are given a copy and are responsible for compliance. The City of Hattiesburg's computing Policy is incorporated by reference herein. A violation of this policy may result in disciplinary action ranging from a verbal warning up to discharge from employment.

1-23. Position which requires Bonding

If you were hired into a position which requires you to be bonded or should you transfer to a position which requires you to be bonded, you will **not be allowed to work** in that position until you successfully complete the bonding process and have been bonded. The bond will be paid for by the City. You are also responsible to remain in compliance with all bonding requirements to ensure your bond does not lapse. Failure to obtain bonding will mean termination of your employment should alternative arrangements not be feasible.

CHAPTER TWO
STANDARDS OF EMPLOYEE CONDUCT

2.1. Attendance

Regardless of your position or the duties you perform, you are a valuable employee and your presence is needed if the City is to function properly and efficiently. It is your responsibility to be ready and able to work at the start of your shift.

If for any reason you cannot report to duty or are unable to report to work on time, you must follow pre-established guidelines and notify your supervisor prior to the start of your scheduled work time. Your manager will provide you instructions on how you are to contact your department should an unforeseen circumstance occur.

If you report to work after the scheduled start time, even if it is due to circumstances beyond your control, you will be considered tardy and may be subject to disciplinary action.

If you are absent three or more consecutive days without proper notice or explanation to your supervisor, you may be considered to have abandoned your position and your employment will be terminated.

2.2. Commitment During Work Hours

While at work, you should apply yourself to your assigned duties during the entire work period for which you are being compensated, except for reasonable time needed to take care of personal needs, as approved by your supervisor.

2.3. Resignation

You are required to submit a written resignation to your supervisor if you want to terminate your employment. You should provide a minimum resignation period ("notice") of ten (10) working days. You may not use compensatory time, personal time, or sick leave during your resignation period. If you happen to fall ill during your resignation period, you must submit a doctor's excuse to be allowed to use accrued sick time. The resignation period may be extended for the number of days missed due to illness.

If your resignation period ends on a scheduled holiday, you must work the day after the holiday to be eligible to receive holiday pay.

2.4. Conflict of Interest

You should be very careful to avoid using, or appearing to use, your position with the City of Hattiesburg for personal gain. As an employee, you are not to engage in any activity, whether in private or on official City business, which may pose or appear to pose a conflict of interest.

2.5. Political Activity

You shall not be compelled to participate in any political campaign, nor may you do so voluntarily while on paid duty time. You are encouraged to register to vote and to exercise that right in local, state, and federal elections. You are allowed to voice your opinion on issues and candidates on your own time and as a private citizen, but may not wear buttons, T-shirts, caps, stickers, etc., endorsing a particular candidate or party as part of your work attire or uniform.

2.6. Outside Employment

You are not prohibited from holding outside employment as long as it does not interfere with the performance of your duties, does not create a conflict of interest, and as long as you have informed your supervisor of your outside employment. However, you may not work for another employer while being paid accrued sick leave hours.

2.7. Workplace Violence

Safety of employees is our highest concern. We encourage you always to be alert to the possibility of workplace violence, and require that you immediately report all acts of violence or threats of violence to your supervisor. All reports of violence will be handled in a confidential manner, with information released only to those who have a need to know. Every effort will be made to protect the safety and anonymity of anyone who comes forward with concerns about a threat or act of violence. You are given a copy of the City's Work Place Violence Policy upon employment. This policy is incorporated by reference herein. A violation of this policy may result in disciplinary action ranging from a verbal warning up to discharge from employment.

2-8. Harassment – including Harassment of a Sexual Nature

The City is committed in providing a work environment that is free from the hostile atmosphere created by harassment or intimidation. Unlawful harassment of any kind will not be tolerated. Harassment based upon an individual's sex, race, ethnicity, national origin, age, religion, or any other characteristics protected by law will not be tolerated. All employees, including management personnel, both elected and unelected, are expected and required to abide by this policy.

Use of racial or ethnic derogatory remarks, jokes, or gestures will not be allowed, the same shall be investigated, and disciplinary action shall be taken, whenever found warranted.

Harassment of a sexual nature is also prohibited. Sexual harassment does not refer to occasional compliments of a socially acceptable nature. It refers to behavior that is not welcome, that is personally offensive, that lowers morale and that, therefore, interferes with work effectiveness. Specifically, unwelcome sexual advances, requests for sexual favors, and other verbal or physical conduct of a sexual nature constitutes sexual harassment when: (1) submission to or rejection of such conduct is made either explicitly or implicitly a term or condition of an individual's employment, (2) submission to or rejection of such conduct by an individual is used as the basis for decisions about employment, promotion, transfer, selection for training, performance evaluations, benefits, or other terms and conditions of employment; or (3) such conduct has the purpose or effect of substantially interfering with an individual's work performance or creating an intimidating, hostile, or offensive work environment.

If you believe you have been harassed on the basis of your sex, race, national origin, ethnicity, religion, or any other legally protected background as described in this Handbook, by any individual, including management personnel, employed by the City, you should immediately report the incident too your Director, the Human Resources Manager, the Chief Administrative Officer or the City Clerk. If your supervisor is one of the above or it involves a Council member, you should report harassing conduct to the Mayor. Such charges shall be promptly investigated and, if substantiated, the offending individual will be appropriately disciplined. To the extent possible, all persons involved in a complaint of harassment will be given the utmost protection of privacy, and such matters will be handled as discreetly and confidentially as possible. Persons complaining of harassment will be protected from reprisals and retaliation by other employees as a result of such complaints, and any claim of retaliation, or complaint of filing false harassment claims, shall be investigated and disciplinary action and disciplinary action shall be taken, whenever found warranted.

2-9. Substance Abuse in the Workplace

The City of Hattiesburg is committed to maintaining a workplace free of alcohol or drug abuse, and therefore prohibits the sale, possession, and use of alcohol and/or drugs. You will be tested -- and must successfully pass -- a drug and/or alcohol test before the offer of employment is confirmed. You are subject to testing during your employment with the City for reasonable suspicion and after an accident/incident. A positive test is grounds for immediate termination. Employees in the positions of sworn police, sworn fire, equipment operators, plant operators, employees in Mass Transit, and any other position requiring a CDL are subject to random testing. Should you face the problem of drug/alcohol abuse, please know that you have the option, before testing, of accepting help through the City's Employee Assistance program. However, you can't ask for help after an incident or accident has already occurred. In addition, accessing the Employee Assistance Program does not mean you can't

be disciplined if warranted if you violate City policy, even if the discipline is for actions that are traceable to substance abuse. You are given a copy of the City's Substance Abuse in the Workplace Policy and Program upon employment. This policy is incorporated by reference herein. A violation of this policy may result in disciplinary action ranging from a verbal warning up to discharge from employment.

2-10. Intimate Relationships

You, as an employee, are encouraged to socialize and develop professional relationships in the workplace provided that these relationships do not interfere with the work performance of you or the other person. When you engage in personal relationships (including romantic and sexual relationships) you should always be aware of your professional responsibilities and assure that the relationship does not raise concerns about favoritism, bias, ethics and conflict of interest.

Romantic or sexual relationships between employees, even if consensual, where one individual has influence or control over the other's conditions of employment are inappropriate and prohibited. These relationships or behavior will not be tolerated and will result in disciplinary action up to and including immediate termination of employment for both parties. If such a relationship currently exists or develops, it must be disclosed to the next level of authority.

2-11. Personal Phone Calls or Text Messages

Please place your cell phone on vibrate or silent mode when in city buildings. No-hands free cell phone devices are to be worn while at work at any time.

In conducting personal business while at work, you are expected to exercise the same discretion when using personal cellular phones as when using City of Hattiesburg phones. Making or receiving personal calls or text messages during the workday, regardless of the phone used, will interfere with productivity and may distract others.

You are asked to keep personal phone calls, received or made, during work hours to a minimum and to limit them to no more than three (3) minutes at a time. Although the City of Hattiesburg understands you may have personal obligations you feel demand immediate attention, City policy requires you make and receive personal phone calls and/or text messages during non-work-time. Please make sure family members and friends are made aware and adhere to the City's policy.

If an emergency arises, you may be contacted through your supervisor.

You should have no expectation of privacy in the use of City owned cell-phones, computers or other electronic devices. These devices may be searched and monitored.

2-12. Personal Use of City Provided Cellular Phones or Devices

Business cellular phones or other devices may be issued to employees as a necessary part of their jobs. City-issued cellular phones or devices are to be used for business purposes only. If you use a city-issued phone or other device for personal business, you may be required to reimburse the City.

As stated previously, employees should have no expectation of privacy in the use of City owned cell-phones, pagers, computers or other electronic devices. These devices may be searched and monitored.

2-13. Safety Issues for Use of Cellular Phones or Devices

City employees are bombarded with distractions when driving. Limiting the use of cellular devices during this time is one way to minimize the risk of an accident for our employees. Safety must come before all other concerns.

If your job responsibilities include regular or occasional driving, whether in a City-owned or personal vehicle, while on City time, you are expected to refrain from using any type of cell phone while driving a vehicle. Sending or reading text messages, surfing the Internet, receiving or responding to email, and checking text messages is **prohibited** while driving. (Note: Bluetooth may be used for conversation only in vehicles that have capability.)

You should pull safely off of the road and stop your vehicle before placing or accepting a phone call or reading/sending a text message. Texting while driving is not only against City policy but it is also illegal.

You are acting outside the scope of your employment if you use a cell-phone while driving. You are never to place yourself or others at risk to fulfill business needs.

If you are charged with traffic violations occurring because you were driving while using a City-issued or personal cell phone or other device or sending/reading text messages, you will be solely responsible for all liabilities that result from your actions and will be subject to disciplinary action up to and including termination of employment.

2-14. Assigned City Equipment

If you have been assigned City equipment for the performance of your job duties, it must be returned in good condition by your last day of employment or when requested. Should you fail to do so, the fair market value of the equipment may be withheld from your earnings or accrued time.

You are also expected to protect City equipment (i.e., cellular phone, radio, laptop, etc.) assigned to you from loss, damage, or theft. You may be responsible for repaying the City for lost or damaged equipment assigned to your care. If equipment assigned to you is stolen, you must complete a police report. City policy prohibits the misuse or use of City equipment for personal business. You should have no expectation of privacy in the use of City-owned cell phones, pagers, computers or other electronic devices. These devices may be searched and monitored.

2-15. Assignment or Use of City Vehicle

If you are assigned or use a city vehicle and receive a vehicle citation while using that vehicle you are personally responsible for reporting the incident to you immediate supervisor and payment of the citation in a timely manner. Depending on the circumstances you may be subject to disciplinary action up to and including termination of employment.

2-16. Smoking in the Workplace

The City of Hattiesburg is a smoke-free work environment. Breaks may be provided, but are not required and must be scheduled for the convenience of the department. If a break is provided, you may smoke in designated areas only and follow the City of Hattiesburg's Smoking Ordinance. Each break should be no more than fifteen (15) minutes long, and in no case should you take more than two breaks per eight (8) hour shift. Employees are not allowed to smoke in any City owned vehicle.

2-17. Driver's License

As an employee with the City of Hattiesburg you will have the potential to operate a City vehicle, motorized equipment (i.e., tractor, backhoe, etc.), or your personal vehicle while working. Therefore, unless specifically exempted by your Department Director and Administration, you are required to have and maintain a valid MS driver's license throughout the course of your employment. State law requires MS residents obtain a Mississippi license within 30 days, even if their previous license has not expired.

You are required to immediately report to your supervisor should your license expire, or becomes suspended or invalid for any reason.

If you are not exempted from having a valid driver's license for you to perform your day to day job duties and your license becomes *suspended* you will be suspended for 3 work days and given no more than 90 days to have your license reinstated. During this 90-day period of time, and only if it is feasible, you will be temporarily reassigned to duties which do not require a license. If temporary reassignment is not feasible, you will not be able to work until you obtain your valid license (you can use available Personal Leave or will be in a non-paid status.)

Failure to comply with these requirements may result in disciplinary actions up to and including termination of your employment.

2-18. Dress Code

The dress code and appearance of City employees is a direct reflection on the professionalism of our services. City employees meet with the public daily as part of their regular work day. A neat, well-groomed employee will present a positive image of the City and demonstrate the pride of our City employees. Our appearance and attire have a definite impact on the way we are perceived by others and the confidence that citizens have in our ability to provide quality services.

City employees are expected to be neat, clean, and dress in attire appropriate to their positions. The following information should guide employees on proper dress in the workplace. Although it is difficult to develop a policy that will cover all individual variations in dress and style for each work situation or circumstance, the following guidelines have been established based on public image, job safety, and personal hygiene.

Non-Uniformed Personnel – Office Environment:

The following items of clothing are considered inappropriate for the office environment (Guidelines apply to full-time, part-time, interns, work-study, etc.)

- T-shirts or sweatshirts (unless with supervisor approval)
- Tube tops, halter tops, tank tops, muscle shirts
- Sweat pants or workout clothes
- Any clothing that is overly revealing or outlandish so as to cause distraction
- Clothing with advertisements (City-related logos are acceptable)
- Body-hugging clothing, including leggings and spandex garments
- Shorts
- Jeans (except on Casual Fridays)
- Military or hunting clothes
- Athletic shoes, tennis shoes, flip flops

Leggings are allowed if paired with an appropriate upper garment that is no more than 3 inches above the knee. Cardigan sweaters, dresses or full-length blazers are recommended attire with leggings. Long shirts are not considered a dress. The employee should be conscious of the length of attire to ensure professionalism is maintained.

Casual Friday is considered a casual dress day. Although considered more casual than the normal business attire, the guidelines set forth previously are to be followed. Jeans must not be overly worn, faded, or in disrepair.

Field workers in the office setting for a full day shall follow the same guidelines for non-uniformed personnel.

Please exercise good judgment when dressing for work. Violations will be just cause to require that you leave the work site to change into appropriate attire; you **will not** be paid for work time missed if you are required to change clothes.

2-19. City Identification Badges

Upon employment, you are provided a City badge identifying you as an employee and listing your position and department. Badges are to be worn while at work and when on official City business unless you are working in certain outside jobs and wear a city uniform with your name on the shirt.

You are required to return your badge to your supervisor if you resign or your employment is terminated. If a badge is lost, there is a replacement fee to obtain a new one. Damaged badges will be replaced at no cost.

2-20. Solicitation

The City of Hattiesburg limits solicitation and distribution on its premises because such activities can interfere with normal City operations, can be detrimental to efficiency, can be annoying, and can pose a threat to security.

Persons who are not employed by the City are prohibited from soliciting funds or signatures, conducting membership drives, posting, distributing literature or gifts, offering to sell or to purchase merchandise or services (except by representative of properly identified supplies), or engaging in any other solicitation, distribution, or similar activity on City property. The City of Hattiesburg may authorize a limited number of fund drives by employees on behalf of charitable organizations.

The City will permit employees to engage in solicitation or distribution of literature for any group or organization, including charitable organizations, within the following guidelines:

- The sale of merchandise is limited to City functions and activities. Solicitation and distribution of literature with proper approval from Administration should not interfere with work time of either the employee making the solicitation or distribution, or the targeted employee. The term “work time” does not include an employee’s authorized lunch or rest period or other time when the employee is not required to be working.

- The City of Hattiesburg maintains bulletin boards to communicate City information to employees and to post notices required by law. Any unauthorized posting of

notices, photographs, or other printed or written material on bulletin boards or any other City property is prohibited. There is only one community bulletin board. It is located on the second floor of City Hall outside of Council Chambers.

CHAPTER THREE
EMPLOYMENT BENEFITS

3-1. Holidays

Full-time employees receive regular pay for ten (10) legal holidays and for any other day proclaimed as a holiday by the Governor or the President of the United States (section 3-3-7, Mississippi Code of 1972, Annotated, as amended).

If you are a full-time employee, you are required to work your regularly scheduled workday immediately before and after a scheduled holiday to be eligible to receive holiday pay, unless you are on an approved leave of absence, or have requested and been approved in advance to use your accrued personal time off. If you do not have available personal time, you must work the workday immediately before and after a holiday to be eligible to receive pay for the holiday. If you become sick and have to miss the day before or after a holiday, you must submit a physician's certification of illness or a physician's excuse to your supervisor immediately upon your return to work to be eligible for the holiday pay.

The legal holidays are as follows:

January 1	New Year's Day
The Third Monday of January	Martin Luther King's Birthday
The Third Monday of February	Washington's Birthday/President's Day
The Last Monday of April	Confederate Memorial Day [the City substitutes the Friday before Easter Sunday (Good Friday) in lieu of Confederate Memorial Day]
The Last Monday of May	Memorial Day
July 4	Independence Day
The First Monday of September	Labor Day
November 11	Armistice or Veteran's Day

A day fixed by proclamation by the Governor of Mississippi as a day of Thanksgiving, which shall be fixed to correspond to the date proclaimed by the President of the United States.	Thanksgiving Day
December 25	Christmas Day

The exact dates for observing holidays are published following formal Council adoption each year. If you are a full-time employee who is required to work on an announced holiday, you will receive holiday pay (or equitable compensatory time) and pay for actual hours worked. Holiday pay does not count as hours worked for determining overtime. If you are an exempt employee scheduled to work during a holiday, you may take the holiday at a later date as approved by your supervisor. A holiday cannot be taken before it occurs.

The City of Hattiesburg reserves the right to decrease or add additional holidays each year, as it deems appropriate.

3-2. Personal Leave

A. Accrual

Full-time employees accrue personal leave time based on continuous full-time employment. You are not allowed to use accrued personal leave until you have reached your six-month period of full-time employment.

Full time employees accrue personal leave time hours as indicated below:

Continuing Full Time Employment	**Days* Earned Annually**
1 month - 2 years	12
25 months - 12 years	18
145 months - 20 years	24
241 months and longer	27

* Per state law, a day is defined as eight (8) hours for all employees who work 2080 hours in a year and twelve (12) hours for employees who work 2756 hours in a year.

Advances on personal leave are not permitted.

B. Accumulation

There is no limit to the accumulation of personal leave. Unused personal leave will be carried over from year to year.

C. Payout

If you are resigning or retiring, upon separation of employment you may request to be paid up to 30 days (240 hours) of earned, unused personal leave. All remaining unused accrued personal leave will be certified to the Public Employees Retirement System (PERS) for award as creditable service under the state retirement plan.

D. Personal Leave Request

All personal leave off must be requested and approved in advance by your manager/supervisor. Occasionally situations may arise where you need to be off and requesting off in advance is not an option. Those situations will be handled on a case by case basis and are at the sole discretion of your supervisor.

When requesting off three (3) or more consecutive days, you should provide your manager a minimum of two (2) work weeks of notice. Some departments may require longer, so be sure to check with your supervisor. Unused Holidays and accrued compensatory time must be exhausted before you may use accrued personal leave.

3-3. Sick Leave

A. Accrual

As a full-time employee, you accrue sick leave at the rate of one day a month. Per state law, a day is defined as eight (8) hours for employees who work 2080 hours in a year and twelve (12) hours for employees who work 2756 hours in a year. Leave cannot be taken before it is earned.

You are eligible to request to use sick leave as soon as it is accrued.

B. Accumulation

There is no limit to the accumulation of sick leave. Unused sick leave will be carried over from year to year.

C. Usage

You may only use accrued sick leave for the following reasons:

1. Absence from work due to personal illness
2. Absence from work for a doctor's appointment (includes dentist, eye, etc.)

3. Absence from work due to an approved Family Medical Leave qualifying event (even if a family member)
4. Absence from work (maximum of 3 days) for the death of an immediate family member (spouse, child, parent, brother, sister, grandparents, grandchildren, or similar relationships that are "in-law" or "step."). This is called Emergency Leave.

D. Documentation Required

You are required to submit a physician's certification of illness (sick excuse) before you will be allowed to use accrued sick time for the following reasons:

- on the 3rd consecutive day of illness
- for a medical condition that will require periodic absences from work for a time frame beyond your initial absences
- for a Family Medical Leave event
- when your supervisor has notified you in writing that a physician's certificate of illness will be required for further absences for a specific period of time due to illness/doctor's appointment
- when you miss work due to illness the work day before or the work day after a holiday.

If at anytime, 10% or more of employees scheduled to work in a department designated as vital to the safety of the City of Hattiesburg (Sworn Fire and Police) or to ensure City functions (Sanitation, Water, Mass Transit, etc.) are out at the same time due to illness, all employees who missed work during that period will be required to present a doctor's certificate of illness upon their return to work.

E. Payout

You will not be paid out your accumulated, unused sick hours upon separation of employment. Rather, the unused hours will be certified to the Public Employee's Retirement System (PERS) for award as creditable service under the state retirement plan.

3-4. Administrative Leave

A. Administrative Leave - With Pay

The Mayor may grant you administrative leave with pay when you must serve as a juror, City witness or party litigant in City-related cases, as verified by the clerk of the applicable court (such leave will be in addition to any fees paid for such services). Verification must accompany your timesheet.

The Mayor may also grant administrative leave with pay for a specific length of time if you are involved in a traumatic situation and leave is recommended by your

Chief or Director, or if you are under investigation for a violation of City policy and it is in the best interest of the City that you not appear at work. This type of administrative leave is usually of a short duration.

The Mayor may also grant administrative leave with pay in the event of extreme weather conditions or in the event of a man-made, technological, or natural disaster or emergency.

B. Administrative Leave - Without Pay

As a City employee, you may be placed on leave without pay for disciplinary reasons and upon approval of your Chief or Director and the Mayor. However, the Mayor may permit you to continue to work when you, with a recommendation from your Director, request instead that a like number of days be deducted from your personal or compensatory leave accumulation, or a combination thereof. Suspension for disciplinary reasons with pay is prohibited.

In extreme and rare situations, you may be allowed to take leave without pay for a period of time not to exceed six (6) months. Leave without pay is granted on a case-by-case basis after all accrued leave is exhausted and if you are not eligible or no longer eligible for Family and Medical Leave. Your Chief or Director, with the Mayor's knowledge and approval, may grant leave without pay for up to one (1) month; only the Mayor can approve leave without pay for periods longer than one month (up to six months).

While on leave without pay, you will be placed on inactive status and will not be eligible to accrue benefits. You also will be responsible for paying individual or family insurance premium(s) each month to maintain coverage. You may choose to drop coverage if it is not under the Section 125 Cafeteria plan, however, if health insurance is terminated you will have to wait until the first of the month after 90 days of active status for your health insurance to go back into effect. You will not be able to pick up coverage again on optional benefits such as dental, vision, etc. until the City's annual open enrollment period.

Upon your timely return from an approved Administrative Leave - Without Pay, you will be guaranteed your prior position or a position of equal status and equal pay.

3-5. Leave of Absence from Work

The City follows all legal requirements for allowing employees to be off from work

including Pregnancy, Family and Medical Leave, and Military. A leave of absence is granted when your department can spare you, when your employee record justifies the privilege, and/or when there is a legal requirement to do so. An approved leave of absence does not guarantee you a job when you are able to return to work, except for Military and Medical Leave. Please contact the Human Resources Department for specifics on any leave of absence from work.

3-6. Jury Duty and Court Appearances

If you are selected for Jury duty, special leave with pay will be granted at your normal rate of pay. You must present a certificate from the court that indicates the date(s) of service to the Human Resources Department.

Should the court excuse you during your normal work hours, you are to report to work.

3-7. Voting

The City of Hattiesburg fully supports our democratic system and affords all of its employees an opportunity to exercise their right to vote. Upon the approval of your supervisor or manager, you may take up to two hours of compensatory or accumulated personal leave should it be impossible to vote either before or after your normal work schedule.

3-8. Employee Assistance Program

As an employee of The City of Hattiesburg, you have access to the Employee Assistance Program (EAP). EAP offers a variety of services to you and your spouse, and/or your dependent children, including personal assessments, referrals, counseling, and educational information to assist in resolving personal problems.

All contacts with EAP are handled professionally and are strictly confidential.

You have two avenues of referral:

- Self- Referral - You recognize that there is a problem and call the EAP to request an assessment. After the assessment, a recommendation and referral will be made for counseling or treatment.
- Supervisor /Mandatory Referral - A supervisor, recognizing a decline in job performance and suspecting that personal problems may be a significant factor, consults with Human Resources and directs you to obtain an assessment from EAP. After the assessment has been completed, a

recommendation and referral will be made and counseling or treatment may begin if needed. As a condition of continued employment, you are required to abide by the recommendation from EAP.

Please contact the Human Resources Department for information on the City's current provider.

3-9. Employee Health Clinic

Employees and eligible dependents may access the City's Employee Health Clinic. It is staffed by a Nurse Practitioner and a Lab Technician to provide free non-emergency health care. All services provided at the clinic are FREE! Un-insured City employees and their eligible dependents may also use the clinic but are required to pay a fee for each office visit and pay the cost for labs performed.

3-10. Employee Professional Development/Training

As an employee you may be afforded an opportunity to enhance your work skills. Details on training offered will be provided by your supervisor**.**

3-11. Worker's Compensation

The Mississippi Workers' Compensation Law covers all City employees. This law provides certain benefits in the event you suffer a work-related illness or injury. In case of a work-related fatality, this law guarantees the payments of benefits to your spouse and/or dependents. These benefits are provided at no cost to you or your dependents. Contact the Risk Management department for specifics.

You must report any work-related illness or injury to your immediate supervisor as soon as possible so appropriate medical treatment can be arranged. Timely reporting also insures you will be paid all wage loss benefits without undue delay.

3-12. Payroll Deductions for Benefits

Full-time, regular status employees are entitled to receive health, dental, or vision group insurance. Only single group health is provided free of charge. If you elect to cover yourself, you may also elect to cover your dependent(s).

<u>Dependent Classification</u>

You must be legally married in order to insure someone as a spouse.

To insure a child as a dependent, he/she MUST be:

- You or your spouse's biological child, OR
- You or your spouse's legally adoptive child, OR
- You or your spouse's legal foster child, OR
- You or your spouse is the legal guardian of the child, AND
- The child is age 26 or under to be covered under the group health plan, OR age 25 and under AND a full-time student at a college or university to be covered under the group dental or vision plan. For the group dental and vision plans, the college or university must provide verification of full-time enrollment status each fall by September 15 and again in the spring semester by January 15 of each year the dependent remains covered.

A. Health Insurance

As a full-time, regular status employee, you are provided health insurance coverage by the City of Hattiesburg on the first of the month following the completion of sixty (60) days of continuous full-time employment. Dependent coverage is available and is paid through payroll deduction. Should you wish to add dependent coverage at a later date, it can only be done during the City's annual Open Enrollment period unless you have a "qualifying event."

Changes must be made within 31 days of the "qualifying event." Please contact Human Resources if you have questions about "qualifying events."

If you enter into an inactive status, you are responsible for paying the total premium for single health (as well as family health, if applicable) until the time you return to full-time active status.

Upon termination/retirement you may elect to remain on the City's health insurance for the time period allowed by the Consolidated Omnibus Budget Reconciliation Act (COBRA). You are responsible for paying the total monthly premium.

B. Basic Life Insurance

As a full-time, regular status employee, you are provided a Basic Term Life and Accidental Death and Dismemberment Insurance policy of $20,000. The effective date of coverage is the same as the health insurance, on the first of the month following the completion of sixty (60) days of continuous full-time employment.

C. Optional Term Life Insurance

As a full-time, regular status employee, you are provided an opportunity to purchase additional term life insurance. Group rates are based on your age. Coverage may

also be obtained on your spouse and/or dependent children if you choose the additional voluntary life. If a newly eligible employee, you are given a one-time opportunity to obtain up to a $100,000 policy without underwriting requirements. Spouses and dependents do not have the same guarantee. The effective date of coverage is the first of the month following the completion of sixty (60) days of continuous full-time employment. After initial eligibility, coverage can only be added during the City's annual Open Enrollment period.

D. Dental Insurance

As a full-time, regular status employee, you may elect to purchase group dental insurance, paying your premiums through payroll deduction. The effective date of coverage is the first of the month after sixty (60) days of continuous full-time employment. Dependent coverage is also available. Should you wish to add dependent coverage at a later date, it can only be done during the City's annual Open Enrollment period unless you have a "qualifying event." Changes must be made within 31 days of the "qualifying event." After initial eligibility, coverage can only be added during the City's annual Open Enrollment period.

Upon termination/retirement you may elect to remain on the City's health insurance for the time period allowed by the Consolidated Omnibus Budget Reconciliation Act (COBRA). You are responsible for paying the total monthly premium.

E. Vision Insurance

As a full-time, regular status employee, you may elect to purchase group vision insurance, paying your premiums though payroll deduction. The effective date of coverage is the first of the month after sixty (60) days of continuous full-time employment. Dependent coverage is also available. Should you wish to add dependent coverage at a later date, it can only be done during the City's annual

Open Enrollment period unless you have a "qualifying event." Changes must be made within 31 days of the "qualifying event." After initial eligibility, coverage can only be added during the City's annual Open Enrollment period.

Upon termination/retirement you may elect to remain on the City's health insurance for the time period allowed by the Consolidated Omnibus Budget Reconciliation Act (COBRA). You are responsible for paying the total monthly premium.

F. Retirement

Another one of the great benefits you receive as an employee working for the City is your required participation in the Public Employee's Retirement System (PERS)

of Mississippi. If you are an eligible employee, both you and the City contribute a percentage of your gross pay each payroll towards your individual retirement account. Currently you will be required to contribute 9% of your gross and the City will contribute 15.75%! This contribution rate may be adjusted in the future by the PERS retirement system. Please go to the Public Employees Retirement System website at www.pers.state.ms.us for additional information as well as current percentages.

If you do not retire but leave public service, you may obtain a refund of your contributions, less 20% withholding for income tax purposes. A penalty may be accessed; retirement contributions are not taxable until they are withdrawn. Please contact the Human Resources Department for additional information.

G. Deferred Compensation

Deferred Compensation is a supplemental, voluntary savings plan administered by the Public Employee's Retirement System offering tax advantages to participants. If you choose to participate, you may set aside part of your salary each year; income tax liability is postponed on that part of the salary until the year you receive the deferred amount. Interest and/or earnings also are tax deferred until withdrawal. Please contact Human Resources for more information

H. Section 125 Cafeteria Plan

The City of Hattiesburg participates in a tax savings mechanism permitted by

Section 125 of the Internal Revenue Code and Sections 25-17-1 to 25-17-9, Mississippi Code of 1972, Annotated, as amended. A Section 125 plan, also legally known as a "cafeteria plan," allows you to payroll deduct, before taxes, premiums

paid for health, dental, vision, accident, and other policies. If you place an item under the cafeteria plan, you are prohibited by law from dropping the elected coverage for one year or until the next "Open Enrollment" effective date, unless you experience an eligible "qualifying event." A qualifying event includes marriage or divorce, employment termination, birth or adoption of a child, and loss of a dependent due to age or death. If you experience a qualifying event, you may make changes to your coverage within 31 days of the qualifying event; any changes must be directly related to the qualifying event. Contact Human Resources for specifics on participating in this plan.

I. Social Security

The City and you (through payroll deduction) each contribute a percentage of your

gross taxable income for Social Security/Medicare contributions. Federal law determines the amount to be withheld.

J. Federal and State Income Taxes

As required by law, the City will deduct federal and state income taxes from each of your paychecks. The amount withheld is based on your gross income, marital status, and the number of exemptions you claim and the current tax table.

K. Credit Unions

As a City employee, you may join Central Sunbelt's Federal Credit Union and Southern Mississippi Federal Credit Union for savings or checking accounts or personal loans and have those items withheld as payroll deductions.

L. Garnishments

The City of Hattiesburg will process employee garnishments as required by law. Should you be involved in a garnishment, please know that as long as your financial concerns do not interfere with your job performance, the City of Hattiesburg will merely make the deductions and payments as required. If they do interfere with your job performance, the City may take disciplinary action, as related to your job performance.

M. Optional Deductions

During Open Enrollment, authorized vendors will be on hand to offer additional insurances, such as accident/disability, life, etc. You may sign up for these items and have them payroll deducted during the Open Enrollment Period. In addition, you may join the Family Y and/or the Institute for Wellness and Sports Medicine any time during the year and have those monthly fees payroll deducted.

3-13. Grievance Process

The City of Hattiesburg does its best to provide you fair and equitable treatment. It also encourages you to discuss problems that may arise concerning your working conditions or the treatment you receive in the workplace. Therefore, a grievance process has been established to provide you a mechanism to resolve your issues of concern and a subsequent appeals process.

Ultimately, the grievance process is designed to**:**

- Resolve the grievance in a manner that is timely and that avoids bias and unfair employment practices;
- Settle the dispute at the lowest management level possible;
- Correct the cause of the grievance, if appropriate and if possible, and prevent future similar complaints;
- Afford the aggrieved party all the applicable safeguards of procedural due-process; and
- Guarantee that as an employee who files a grievance, you are free from reprisal.

The grievance procedure is a step-structured, time-limited process. You may file a formal grievance through this process. However, if you are sworn Police or Fire personnel you are not to use this process, please refer to your Civil Service grievance guidelines.

Employment actions or issues that you may dispute (grieve) are listed below:

- Disciplinary actions (non-sworn personnel only);
- Application of personnel policies, procedures, rules, regulations, ordinances, and statutes;
- Acts of reprisal against you for filing a grievance;
- Complaints of discrimination on the basis of race, color, creed, political affiliation, religion, age, disability, national origin, or gender;
- Performance appraisal ratings, if they affect or potentially may affect your employment status or compensation.

If the employment action is a suspension, demotion, or a reduction in pay, you may dispute these issues by submitting a written, signed, dated document directly with the Chief Administrative Officer (CAO) within five (5) working days from the employment action. The CAO will meet with you within five (5) working days of receiving the document of dispute, and after consultation with the Mayor, will provide you a written response within ten (10) working days of this meeting. This written decision will be final.

The following are employment actions or issues that you may NOT dispute (grieve):

- Issues which are pending or have been concluded by direct appeal through administrative or judicial procedures;
- Relocation or transfer;
- Temporary work assignments which do not exceed 90 days;
- Budget and organizational structure, including the number or assignment of employees or positions in any organizational unit;

- Performance standards and performance elements established as criteria for performance appraisal;
- The selection of an individual to fill a position through promotion, transfer, or demotion, unless it is alleged that selection is in violation of a written City policy or Civil Service statutes;
- Internal security practices;
- Termination or lay-off from duties because of lack of work, reduction of the work force or job abolishment;
- Any matter which is not within the jurisdiction or control of the appointing authority;
- The content of published City or department policy;
- An action by the City pursuant to federal or state law;
- Establishment and revision of the compensation plan (HAV Pay), position classification, and general benefits;
- At Will Employment.

Technical Assistance The Human Resources Division, will provide technical assistance in grieving/appealing issues or actions. Such assistance will not include the actual preparing of grievances/appeals and responses, but may include reviewing drafts to assure the forms are technically correct.

Grievance Procedure:

Step I.

a. You should first discuss the issue with your immediate supervisor and make every effort to resolve the issue before filing a formal grievance. Submit your concerns in writing to your immediate supervisor within five (5) working days of the effective date of the action causing concern. There is not a form that you must use, just write your complaint. Be specific as possible. Include dates, people involved, etc. to fully explain what happened. Be sure to include your signature and the date on the document you submit to your manager.

b. Your immediate supervisor will meet in person with you within five (5) working days of receiving your written grievance.

c. After your meeting, you will receive a response in writing from your Supervisor within five (5) working days.

Step II.

a. If you do not agree with your supervisor's response, you may, if desired, further grieve the issue by submitting to your Department Director a signed and dated written document stating you do not agree with the outcome of your meeting with your supervisor and the reason for your disagreement. Be specific. You must submit this

written document within five (5) working days of your immediate supervisor's written response.

b. Your Department Director will meet with you within five (5) working days of receiving your grievance to discuss your concerns. You will receive a written response within five (5) working days of that meeting.

Step III.

a. Finally, if you do not agree with the Director's written response, you may further grieve the issue with the Chief Administrative Officer (CAO) by submitting to your Department Director a signed and dated, written document stating you do not agree with the outcome of your meeting and the reason(s) why. Be very specific. This written document must be submitted within five (5) working days of your receipt of your Director's written response.

b. The CAO (or designated other) will meet with you within five (5) working days of receiving your grievance, and will respond in writing within ten (10) working days of that meeting. The CAO's decision will be final. Should the Department Director or CAO not be available, a person may be designated to act in their stead to continue the process. The CAO or designee's decision will be final.

Time Limit: If you do not initiate the grievance of an issue within the time as set forth above, it will be dismissed. Also, if your grievance is not advanced to the next step within the specified time limit, or within an agreed upon extension of that limit, it will be considered settled on the basis of the response. Time limits on each step may be extended by mutual agreement of the parties involved. The extension must be in writing, dated, and signed by all parties.

CHAPTER FOUR
EMPLOYEE DISCIPLINE

4-1. Discipline Procedures

The City is committed to a disciplinary procedure that is more corrective and constructive than punitive. Disciplinary actions may arise when an employee violates any rules, regulations, or policies/procedures governing his/her employment, when an employee is guilty of offenses or misconduct which violate general rules of civil behavior, or for offenses against the City.

Normally, the disciplinary procedure to be followed is progressive in nature, as outlined below. However, each situation is considered individually, and the City reserves the right to bypass any of the normal process should circumstances warrant.

A. Oral Reprimand - Designed to allow a supervisor to give informal, corrective guidance to an employee for a minor infraction or misbehavior.

B. Written Reprimand - Designed to be issued when an employee has committed a more serious infraction or misbehavior or has repeated a minor infraction or misbehavior for which he/she has already been warned.

C. Suspension-Without Pay - This action may be taken when an employee has committed a third infraction or misbehavior for which he/she has been reprimanded twice, either orally or in writing, previously or if an infraction or misconduct of a more serious nature occurs. An employee may be suspended without pay for up to five (5) working days. For suspensions greater than one day, the days will be consecutive work days. When, in the opinion of the director/chief, actual time-off would hinder the operation of the division/department, the employee may be offered the opportunity to have an equivalent number of days deducted from his/her vacation leave and/or compensatory time accruals. In either case, the notice of suspension will include notification of his/her grievance/appeal rights.

D. Termination: - When infractions or acts of misconduct are repeated or where a single infraction or misconduct is severe, an employee may be terminated from City employment. Terminations will be effective immediately with the employee being advised of his/her grievance/appeal rights.

E. Personal Conduct - City employees are always in the public eye. It is, therefore, especially important that actions which bring discredit to the City should be avoided

in our relationships with the public and each other as fellow employees. Conduct by employees should conform to published rules and regulations and accepted customs and standards of courtesy, conduct and cooperation. Listed below are examples of actions and conduct (although this is not an exhaustive list) which are unacceptable to the City and will result in disciplinary action, up to and including termination of employment. This policy is not all-inclusive, and the City of Hattiesburg reserves the right to add to or amend to this policy as necessary.

a. Unauthorized absences or excessive tardiness. Three (3) days no call, no show employee is subject to immediate termination.
b. Abuse of City Leave Policy
c. Leaving work without permission or stopping work before time authorized
d. Conviction of a felony or a crime involving moral turpitude, or a job- related Misdemeanor, or conviction of embezzlement
e. Conduct unbecoming a City employee
f. Negligence in performing job duties
g. Failure to follow instructions of individuals in line of supervisory authority
h. Insubordination
I. Willful disregard or violation of safety rules
j. Failure to report an accident, incident and/or injury
k. Unauthorized use or mis-use of City equipment or property (including traffic signal control devices)
l. Theft or removal of City property or that of a fellow employee
m. Involvement in an accident chargeable to the employee while operating a City vehicle
n. Accidents/incidents chargeable to the employee that result in injury and/or property damage
o. Possession, use, distribution or sale of drugs or alcohol on the job
p. Reporting to work under the influence of alcohol or drugs
q. Testing positive (as defined by the alcohol/drug testing policy) on an alcohol/drug test
r. Falsifying leave or work records, giving false information, or giving false testimony in an administrative or judicial proceeding
s. Use of abusive language
t. Threats against supervisors, co-workers, or other individuals encountered in the performance of his/her duties
u. Fighting on the job
v. Failure to cooperate in an internal investigation, including but not limited to, taking a polygraph examination
w. Failure of a supervisor to discipline his/her employees at all or consistently

CHAPTER FIVE
EMPLOYEE ATTENDANCE

5-1. EMPLOYEE ATTENDANCE

There are two types of missed work time: Tardy or an Absence.

A. Tardiness

It is important for the operations of the City of Hattiesburg that you are at work and available to begin working at your scheduled start time. Tardiness causes undue hardship on co-workers and diminishes the City of Hattiesburg's service to its citizens.

Tardiness is defined as beginning the workday after your scheduled start time without prior authorization or returning from a rest or lunch period after your scheduled return time without prior authorization; even if you clocked in within the established rounding window for the timekeeping system and your pay is not being adjusted for the minutes late (docked). For any tardy in excess of 2 hours, you will be dismissed for the remainder of the day and will not be allowed to use accrued leave time.

This policy is not all-inclusive, and the City of Hattiesburg reserves the right to add to or amend to this policy as necessary.

B. Absences

There are two types of absences from work; Excused Absence and Unexcused Absence

Excused Absence

For an absence from work to be considered excused, your supervisor must approve the absence **prior** to your missing work. Under certain circumstances (i.e.; absences falling under FMLA, etc.) absences may be excused after an absence. To ensure departmental needs are being met and to allow proper scheduling, you should request time off less than 4 hours at least 12 hours in advance. Time off of 4 hours or more should be requested at least 3 workdays in advance.

Unexcused Absence

An unexcused absence should only occur in cases of unforeseeable circumstances or emergencies.

You are required to personally notify your supervisor that you need time off before the start of your work shift, unless you are hospitalized or otherwise physically unable to do so. Divisions may establish specific guidelines setting the minimum amount of notice that must be given and how you are to call in. Be sure to follow these guidelines to ensure you are meeting your departmental requirements.

If you are abusing your accumulated leave time, your manager may notify you in writing that you will not be allowed future use of your accumulated sick leave time without a written physician's excuse until notified in writing the requirement is lifted.

You are required to work your scheduled work day immediately before or after a City approved Holiday to be eligible for Holiday pay unless you are on approved paid Leave (Personal or Sick.

This policy is not all-inclusive, and the City of Hattiesburg reserves the right to add or amend to this policy as deemed necessary.

CHAPTER SIX
LEAVE PAYMENT – RESIGNATION OR TERMINATION OF EMPLOYMENT

The City of Hattiesburg has established the following guidelines for paying your accrued personal leave, accrued sick, and earned compensatory time when you terminate (leave) employment.

6-1. Resigning and Terminated Employee

A. Personal Leave Hours

If you have been employed in a permanent full-time position six months or greater and resign from the City of Hattiesburg, your final check may include pay for unused personal leave; state statute limits this pay to thirty (30) days of accrued hours (total of 240).

As standard procedure, Human Resources will pay your available accrued hours (up to 240 hours) on your final check unless you submit a written request for **less** hours to the Human Resources Department by 5:00 p.m. the Monday before the Friday of your final payday (should that Monday be a holiday, you will need to contact Human Resources before the holiday to make other arrangements).

Any time you have remaining after the payout will be certified to the Public Employees Retirement System (PERS) for award as creditable service under the state retirement plan.

B. Sick Hours

You cannot be paid for accrued, unused sick hours when you are resigning. Instead, all unused time will be certified to the Public Employees Retirement System (PERS) for award as creditable service under the state retirement plan. You may not use sick hours during a resignation period unless you have presented a physician's certification of illness for the time you are sick or for the time you are visiting a doctor.

C. Compensatory Hours

Your unused earned compensatory hours will be paid out on your final payroll check. You may not use compensatory hours during a resignation period.

6-2. Retiring Employee

A. Personal Leave Hours

If you are retiring, you will be allowed to remain on payroll (if desired and you have sufficient unused accrued personal leave time) for up to 30 workdays. A workday is defined as 8 hours, therefore, the total can be no more than 240 hours. You may not use earned, unused sick leave or compensatory time, and at no time will you be allowed to remain on payroll after this date.

State statute allows you to receive a lump-sum payment on your final check for accrued personal leave hours of up to 240 hours.

As standard procedure, Human Resources will pay your available accrued hours (up to 240 hours) on your final check unless you submit a written request for less hours to the Human Resources Department by 5:00 p.m. the Monday before the Friday of your final payday (should that Monday be a holiday, you will need to contact Human Resources before the holiday to make other arrangements).

Any accrued time you have remaining after the payout will be certified to the Public Employees Retirement System (PERS) for award as creditable service under the state retirement plan.

B. Sick Hours

You cannot be paid for accrued, unused sick hours when you are retiring. Instead, all unused time will be certified to the Public Employees Retirement System (PERS) for award as creditable service under the state retirement plan. You may not use sick hours during a resignation period unless you have presented a physician's certification of illness for the time you are sick or for the time you are visiting a doctor.

C. Compensatory Hours

When you retire, your unused earned compensatory hours will be paid out on your final payroll check. You may not use compensatory hours during your resignation period.

City of Hattiesburg, MS

200 Forrest St.
P.O. Box 1898
Hattiesburg, MS 39401

Master

File Number: 2018-202

File ID:	2018-202	**Type:**	Regular Agenda Item	**Status:**	Approved
Version:	2	**Reference:**		**In Control:**	City Council
Requester:				**File Created:**	01/30/2018
Brief Title:	Ratify and confirm the appointment of Melvin Williams to the Civil Service Commission for a term beginning 7-1-17 and ending 6-30-23.			**Final Action:**	02/06/2018
				Minute Book Number:	MB2018-31

Title:

Ratify and confirm the Mayor's appointment of Melvin Williams (W2) to the Civil Service Commission for a six (6) year term beginning 7-1-2017 and ending 6-30-2023.

Notes:			
		Agenda Date:	
Indexes:		**Agenda Number:**	VI.-25
Sponsors:		**Enactment Date:**	
Attachments:	Resume - Melvin Williams	**Enactment Number:**	
Contact:		**Meeting Date:**	
Drafter:		**Effective Date:**	

History of Legislative File

Version:	Acting Body:	Date:	Action:	Sent To:	Due Date:	Return Date:	Result:
2	City Council - Amendments to the Agenda	02/05/2018					
2	City Council	02/06/2018	Ratify and Confirm				Pass

Action Text: A MOTION was made by Council Member Delgado and seconded by Council Member Brown to Ratify and confirm the Mayor's appointment of Melvin Williams (W2) to the Civil Service Commission for a six (6) year term beginning 7-1-2017 and ending 6-30-2023.

There being no discussion, the Motion received the affirmative vote of the Council as follows:

Yeas: 5 - George, Delgado, Carroll, Dryden and Brown

Nays: 0

Yea: 5 Council Member George
Council Member Delgado
Council President Carroll
Council Vice President Dryden
Council Member Brown

Text of Legislative File 2018-202

Title

Ratify and confirm the Mayor's appointment of Melvin Williams (W2) to the Civil Service Commission for a six (6) year term beginning 7-1-2017 and ending 6-30-2023.

Summary

Ratify and confirm the appointment of Melvin Williams to the Civil Service Commission for a term beginning 7-1-17 and ending 6-30-23.

Budget Information

Expenditure Type

Purchasing Item

Publication Information

Area of Study: Management/Marketing Area of Study: Data Processing

Professional Training

RELEVANT COURSEWORK	
Consumer Behavior and Retailing	Marketing Management
International Marketing	Business Communications
Small Business Management	Principles of Management
International Finance	Human Resources Management
Marketing Analysis	Sales and Advertising Management
Research in Business Administration	

Professional Experience

PINE BELT MENTAL HEALTH Employment Dates: November 1997-~~Present~~ 2005
Title: *Administrative Assistant*-Adolescent Offender Program

- Serve as an information manager for the office, schedule meetings and appointments, organize and maintain paper and electronic files, manage clinicians' patient progress notes.
- Updated clients' medical records and release relevant files to other facilities.
- Ensured employees are paid on time and their paychecks are accurate.
- Maintained medical records and performed clerical tasks that involved the assimilation and exchange of general, sensitive, and confidential information.
- Provided documents for administrators for conferences, screened incoming correspondence and telephone calls.
- Used personal computers to create spreadsheets, compose correspondence, manage databases, and create reports and documents via desktop publishing, and using digital graphics
- Entered data into computers or complete forms that appear on a computer screen and manipulate existing data, edit current information, or proofread new entries to a database for accuracy including clients' medical information and employee's personal information.

HATTIESBURG CLINIC Employment Dates: November 1990-1997
Title: *File Clerk*

- Ensured that new information is added to the files in a timely manner and may eliminate outdated file materials or transfer them to inactive storage.
- Checked files at regular intervals to make sure that all items are correctly sequenced and placed.
- Located the missing material in files, as the clinic for information changes, implemented changes to the filing system established by supervisory personnel.
- Retrieved documents manually at the request of physicians, radiologist, or other medical departments, keeping track that borrowed files are returned.

Williams, Melvin

Melvin L. Williams

422 Mobile Street
Hattiesburg, Mississippi 39401

Telephone: 601.544.0337
Alternate: 601.584.9053

Education and Training Provided Strengths in:

MARKETING MANAGEMENT EXECUTIVE
CUTTING-EDGE STRATEGIES AND DEVELOPMENT

Executive Relationships ◆ Mentoring ◆ High Impact Marketing/Sales Presentations ◆ Business Development ◆ Highly Self-Motivated ◆ Team Building ◆ Quota Sales ◆ Excellent Technology Skills ◆ Out-Of-The-Box Vision ◆ New Business Development ◆ Startup Investor Plans ◆ Startup Fund Raising ◆ Contract Negotiation Solutions Selling ◆ Key Account Management and Development ◆ Customer Needs Assessment ◆ Problem Solving ◆Revenue Increase

PROFESSIONAL MARKETING MANAGEMENT PROFILE

- Over fifteen years experience working with medical personnel in clinic and acute healthcare settings.
- Strong background in medical terminology and medical procedures.
- Successful education training in marketing management in a variety of settings.
- Customer-oriented professional with a reputation for service, satisfaction, and results.
- Ability to quickly turn around stagnant and under performing marketing organizations.
- Effective leader with the ability to build and mentor highly productive and motivated teams.
- Proven ability to quickly learn and utilize new methods, systems, and procedures.
- Track record of substantially improving revenue and profits in all organizations.
- Effective communicator with the ability to present complex information to diverse groups and individuals.
- Regularly regarded as the key resource and problem solver in all organizations.
- Appreciated by customers for exceptional follow through, integrity, and commitment to quality service.
- Record of establishing strong repeat and referral rates resulting in consistently exceeding corporate and organizational performance goals.

EDUCATION

WILLIAM CAREY COLLEGE
Hattiesburg, Mississippi
Degree Conferred: August 2004
Bachelor of Science in Business Administration

PEARL RIVER COMMUNITY COLLEGE
Poplarville, Mississippi
Degree Conferred: Spring 1982
Associate of Science Degree

FORREST GENERAL
Title: *File Clerk*

Employment Dates: May 1982–1990

- Examined incoming material and code it numerically, alphabetically, or by subject matter.
- Stored forms, letters, receipts, or reports in paper form or entered necessary information into other storage devices.
- Converted documents to films that are then stored on microforms, such as microfilm or microfiche
- Used imaging systems that scan paper files or film and store the material on optical disks

Professional Experience

Social Security Administration Employment Dates: September 2005-present

Title: Claim Specialist

- Promotes teamwork and collaboration, and establishes a cooperative working relationship with all internal and external customers.
- Serves as a resource person to trainees and other employees as assigned
- Is receptive to and learns new polices and procedures, and applies them accurately, using prescribed technology and automation enhancements.
- Contributes to outreach events by effectively organizing and presenting SSA public information.
- Informs customers of available online and automated services.
- Identifies customers needs and makes proper referrals to other agencies.
- Conducts interviews
- Participates and contributes to special projects or initiatives as requested
- Identifies the need for and provides assistance and support co-workes and management.
- Demonstrates initiative by beginning and completing assignments without direction
- Acts as liason to community organizations and agencies.

City of Hattiesburg, MS

200 Forrest St.
P.O. Box 1898
Hattiesburg, MS 39401

Master

File Number: 2018-201

File ID:	2018-201	**Type:**	Regular Agenda Item	**Status:**	Approved
Version:	1	**Reference:**		**In Control:**	City Council
Requester:				**File Created:**	01/30/2018
Brief Title:	Ratify and confirm appointment of Roman Galey, Ward 3, to the Civil Service Commission from 9-1-14 through 8-31-20.			**Final Action:**	02/06/2018
				Minute Book Number:	MB2018-31

Title:

Ratify and confirm the Mayor's appointment of Roman Galey, W3 to the Civil Service Commission for a term (9/1/14 - 8/31/20), beginning September 1, 2014 and ending August 31, 2020.

Notes:			
		Agenda Date:	
Indexes:		**Agenda Number:**	VI.-26
Sponsors:		**Enactment Date:**	
Attachments:	R. Galey - Resume Community Involvement 1-30-18	**Enactment Number:**	
Contact:		**Meeting Date:**	
Drafter:		**Effective Date:**	

History of Legislative File

Version:	Acting Body:	Date:	Action:	Sent To:	Due Date:	Return Date:	Result:
1	City Council	02/06/2018	Ratify and Confirm				Pass

Action Text: A MOTION was made by Council Member George and seconded by Council Member Delgado to Ratify and confirm the Mayor's appointment of Roman Galey, W3 to the Civil Service Commission for a term (9/1/14 - 8/31/20), beginning September 1, 2014 and ending August 31, 2020.

There being no discussion, the Motion received the affirmative vote of the Council as follows:

Yeas: 5 - George, Delgado, Carroll, Dryden and Brown

Nays: 0

Yea: 5 Council Member George
Council Member Delgado
Council President Carroll
Council Vice President Dryden
Council Member Brown

Text of Legislative File 2018-201

Title

Ratify and confirm the Mayor's appointment of Roman Galey, W3 to the Civil Service Commission for a term (9/1/14 - 8/31/20), beginning September 1, 2014 and ending August 31, 2020.

Summary

Ratify and confirm appointment of Roman Galey, Ward 3, to the Civil Service Commission from 9-1-14 through 8-31-20.

Budget Information

Expenditure Type

Purchasing Item

Publication Information

Roman E. Galey

Roman.Galey@southgroup.net • 106 Madison Plz. Ste. B Hattiesburg, MS 39402• 601-544-2122
RomanGaley.com

Background

A native of Hattiesburg, I returned to this community in 2009 to become the third generation of my family's business, The Galey Agency, Inc., now referred to as SouthGroup Insurance Services. I currently serve as the President of our Agency. My primary focus is risk management and surety bonding in the field of construction. Prior to returning to the family business, I operated a real estate investment and development company in Florida. I am also a veteran of the United States Navy where I served as a Hospital Corpsman and was trained in the Fleet Marine Force for the purpose of providing medical support for the Marine Corps.

Education and Professional Designations

Bachelor of Science, Florida State University, Tallahassee, FL
Major: Anthropology Minor: Political Science
Insurance Producer Property & Casualty – MS, AL, AR, FL, GA, LA, MD, MT, NC
Certified Insurance Counselor (CIC)
Professional Workers Compensation Advisor (PWCAM)
Real Estate Sales Associate – MS
Leadership Mississippi
Leadership Pinebelt

Community Involvement

Civil Service Commission
Area Development Partnership Board & Executive Committee
Independent Insurance Agents of Mississippi (IIAM) Board & Executive Committee
Business and Industry Political Education Committee (BIPEC) Executive Committee
First Priority of South Mississippi
Mississippi Center for Public Policy
Chair for 1952 Club Committee, 2012
Forrest County Industrial Park Commission

City of Hattiesburg, MS

200 Forrest St.
P.O. Box 1898
Hattiesburg, MS 39401

Master

File Number: 2018-151

File ID:	2018-151	**Type:**	Regular Agenda Item	**Status:**	Approved
Version:	2	**Reference:**		**In Control:**	City Council
Requester:				**File Created:**	01/12/2018
Brief Title:	Ratify and confirm the appointment of Deborah Wallace to the Civil Service Commission for a term beginning 7-1-17and ending 6-30-23.			**Final Action:**	02/06/2018
				Minute Book Number:	MB2018-31-32

Title:

Ratify and confirm the Mayor's appointment of Deborah Wallace (W5), to the Civil Service Commission, for a six (6) year term beginning 7-1-17and ending 6-30-23.

Notes:			
		Agenda Date:	02/06/2018
Indexes:		**Agenda Number:**	VI.-27
Sponsors:		**Enactment Date:**	
Attachments:	Wallace-Data Sheet, Wallace-Resume	**Enactment Number:**	
Contact:		**Meeting Date:**	
Drafter:		**Effective Date:**	

History of Legislative File

Version:	Acting Body:	Date:	Action:	Sent To:	Due Date:	Return Date:	Result:
2	City Council - Amendments to the Agenda	02/05/2018					
2	City Council	02/06/2018	Ratify and Confirm				Pass

Action Text: A MOTION was made by Council Member Brown and seconded by Council Vice President Dryden to Ratify and confirm the Mayor's appointment of Deborah Wallace (W5), to the Civil Service Commission, for a six (6) year term beginning 7-1-17and ending 6-30-23.

There being no discussion, the Motion received the affirmative vote of the Council as follows:

Yeas: 5 - George, Delgado, Carroll, Dryden and Brown

Nays: 0

Yea: 5 Council Member George
Council Member Delgado
Council President Carroll
Council Vice President Dryden
Council Member Brown

Text of Legislative File 2018-151

Title

Ratify and confirm the Mayor's appointment of Deborah Wallace (W5), to the Civil Service Commission, for a six (6) year term beginning 7-1-17and ending 6-30-23.

Summary

Ratify and confirm the appointment of Deborah Wallace to the Civil Service Commission for a term beginning 7-1-17and ending 6-30-23.

Budget Information

Expenditure Type

Purchasing Item

Publication Information

BOARD/COMMISSION APPOINTMENT DATA SHEET

BOARD/COMMISSION: Civil Service Commission

TERM OF OFFICE: 6 years PERIOD: _____ **REPLACES:**

Isiah Easterling

TERM EXPIRED: X OR RESIGNED: _____ Letter attached_____

DOES THIS POSITION REQUIRE A PUBLIC OFFICIAL'S BOND? YES __ NO __

****

NAME OF PROPOSED APPOINTEE: Deborah Wallace

PLEASE GIVE FULL NAME, IF NICKNAME IS USED, PLEASE PUT IN PARENTHESIS ( )

ADDRESS: 30 St.Andrews HOME

PHONE NUMBER: _____ WARD: 5

PLACE OF EMPLOYMENT: _____

EMPLOYMENT ADDRESS: _____

EMPLOYMENT PHONE NO.: _____ POSITION: _____

****

PERSON CONTACTED BY: Mayor Barker DATE: _____

TO BE CONTACTED BY: _____ DATE CONTACTED: _____

AGREED TO SERVE: X DECLINED: _____

Debra Wallace
30 St. Andrews Circle
Hattiesburg, Mississippi, 39401
(601)310-4134
debralwallace@aol.com

Summary

- Married to William Wallace for 21 years
- 2 Children – Dakota who attends USM and Daggin who attends PCS
- Hattiesburg resident since 1984
- Fell in love with Hattiesburg during attendance at USM and never left

Education

1984 - 1990

The University of Southern Mississippi, Hattiesburg, Mississippi

Bachelors, of Science Degree in Business Education with an emphasis in Office Management

Employment

1988 - 2000

Employed with Union Planter's Bank (currently Regions and formerly Magnolia Federal Bank)

2000 - Current

Business owner of Molly Maid of Hattiesburg

Community Involvement

- Active member since 1995 of Alpha Kappa Alpha Sorority Incorporated, Theta Sigma Omega Chapter, Hattiesburg
- Second term member of the Timberton Property Owner's Administration, Timberton Subdivision, Hattiesburg, MS

City of Hattiesburg, MS

200 Forrest St.
P.O. Box 1898
Hattiesburg, MS 39401

Master

File Number: 2018-203

File ID:	2018-203	**Type:**	Regular Agenda Item	**Status:**	Approved
Version:	1	**Reference:**		**In Control:**	City Council
Requester:	Ann Jones			**File Created:**	01/31/2018
Brief Title:	Ratify and confirm the appointment of Chad Dews to Industrial Park Commission.			**Final Action:**	02/06/2018
				Minute Book Number:	MB2018-32

Title:

Ratify and confirm the Mayor's appointment of Chad Dews (W4) to the Forrest County Industrial Park Commission for a five year term beginning 7-1-17 and ending 6-30-22.

Notes:			
		Agenda Date:	02/06/2018
Indexes:		**Agenda Number:**	VI.-28
Sponsors:		**Enactment Date:**	
Attachments:	BOARD APPOINTMENT DATA SHEET-Chad Dews	**Enactment Number:**	
Contact:		**Meeting Date:**	02/06/2018
Drafter:	Ann Jones	**Effective Date:**	

History of Legislative File

Version:	Acting Body:	Date:	Action:	Sent To:	Due Date:	Return Date:	Result:
1	City Council	02/06/2018	Ratify and Confirm				Pass

Action Text: A MOTION was made by Council Vice President Dryden and seconded by Council Member George to Ratify and confirm the Mayor's appointment of Chad Dews (W4) to the Forrest County Industrial Park Commission for a five year term beginning 7-1-17 and ending 6-30-22.

There being no discussion, the Motion received the affirmative vote of the Council as follows:

Yeas: 5 - George, Delgado, Carroll, Dryden and Brown

Nays: 0

Yea: 5 Council Member George
Council Member Delgado
Council President Carroll
Council Vice President Dryden
Council Member Brown

Text of Legislative File 2018-203

Title

Ratify and confirm the Mayor's appointment of Chad Dews (W4) to the Forrest County Industrial Park Commission for a five year term beginning 7-1-17 and ending 6-30-22.

Summary

Ratify and confirm the appointment of Chad Dews to Industrial Park Commission.

Budget Information

Expenditure Type

Purchasing Item

Publication Information

BOARD/COMMISSION APPOINTMENT DATA SHEET

BOARD/COMMISSION: Forrest County Industrial Park Commission

TERM OF OFFICE: 5 PERIOD: 7-1-18 thru 6-30-22

REPLACES: Marvin Fluker Sr.

TERM EXPIRED: X OR RESIGNED: ____ LETTER ATTACHED ____

DOES THIS POSITION REQUIRE A PUBLIC OFFICIAL'S BOND? YES__ NO__

NAME OF PROPOSED APPOINTEE: Chad Dews

PLEASE GIVE FULL NAME, IF NICKNAME IS USED, PLEASE PUT IN PARENTHESIS ( )

ADDRESS: 506 Walnut Street

HOME PHONE NUMBER: 601-520-8555 WARD 4

PLACE OF EMPLOYEMENT Dews Foundry

EMPLOYEEMENT ADDRESS: _____

EMPLOYEMENT PHONE NO.: _____ POSITION _____

PERSON CONTACTED BY: _____ DATE: _____

TO BE CONTACTED BY: _____ DATE: _____

AGREED TO SERVE: X DECLINED: _____

City of Hattiesburg, MS

200 Forrest St.
P.O. Box 1898
Hattiesburg, MS 39401

Master

File Number: 2018-211

File ID:	2018-211	**Type:**	Regular Agenda Item	**Status:**	Agenda Ready
Version:	1	**Reference:**		**In Control:**	City Council
Requester:	Andrew Ellard			**File Created:**	02/02/2018
Brief Title:	Authorize continued suspension of all City of Hattiesburg permitting fees from January 1, 2018 through April 30, 2018 for anyone affected by the 1/21/2017 tornado.			**Final Action:**	02/06/2018
				Minute Book Number:	MB2018-32

Title:

Authorize continued suspension of all City of Hattiesburg permitting fees from January 1, 2018 through April 30, 2018 for anyone affected by the 1/21/2017 tornado.

Notes:

		Agenda Date:	02/06/2018
Indexes:		**Agenda Number:**	VI.-29
Sponsors:		**Enactment Date:**	
Attachments:		**Enactment Number:**	
Contact:		**Meeting Date:**	02/06/2018
Drafter:		**Effective Date:**	

History of Legislative File

Version:	Acting Body:	Date:	Action:	Sent To:	Due Date:	Return Date:	Result:
1	City Council - Amendments to the Agenda	02/05/2018					
1	City Council	02/06/2018	Authorize				Pass

Action Text: A MOTION was made by Council Member Delgado and seconded by Council Member Brown to Authorize continued suspension of all City of Hattiesburg permitting fees from January 1, 2018 through April 30, 2018 for anyone affected by the 1/21/2017 tornado.

There being no discussion, the Motion received the affirmative vote of the Council as follows:

Yeas: 5 - George, Delgado, Carroll, Dryden and Brown

Nays: 0

Yea: 5 Council Member George
Council Member Delgado
Council President Carroll
Council Vice President Dryden
Council Member Brown

Text of Legislative File 2018-211

Title

Authorize continued suspension of all City of Hattiesburg permitting fees from January 1, 2018 through April 30, 2018 for anyone affected by the 1/21/2017 tornado.

Summary

Authorize continued suspension of all City of Hattiesburg permitting fees from January 1, 2018 through April 30, 2018 for anyone affected by the 1/21/2017 tornado.

Budget Information

Expenditure Type

Purchasing Item

Publication Information

City of Hattiesburg, MS

200 Forrest St.
P.O. Box 1898
Hattiesburg, MS 39401

Master

File Number: 2018-209

File ID:	2018-209	**Type:**	Regular Agenda Item	**Status:**	Approved
Version:	1	**Reference:**		**In Control:**	City Council
Requester:	Administration			**File Created:**	02/01/2018
Brief Title:	Ratify and confirm Hattiesburg Planning Commission Appointment - Kenneth Waites			**Final Action:**	02/06/2018
				Minute Book Number:	MB2018-32

Title:

Ratify and confirm the Mayor's appointment of Kenneth Waites (Ward 1) to the Planning Commission for a term (Completing Peggy Horton's term March 19, 2013 through May 12, 2018) beginning February 6, 2018 and ending May 12, 2018.

Notes:			
		Agenda Date:	02/06/2018
Indexes:		**Agenda Number:**	VI.-30
Sponsors:		**Enactment Date:**	
Attachments:	Data sheet Waits HPC 2018, Peggy Horton HPC Resignation	**Enactment Number:**	
Contact:		**Meeting Date:**	02/06/2018
Drafter:	Ginger Lowrey	**Effective Date:**	

History of Legislative File

Version:	Acting Body:	Date:	Action:	Sent To:	Due Date:	Return Date:	Result:
1	City Council - Amendments to the Agenda	02/05/2018					
1	City Council	02/06/2018	Ratify and Confirm				Pass

Action Text: A MOTION was made by Council Member George and seconded by Council Vice President Dryden to Ratify and confirm the Mayor's appointment of Kenneth Waites (Ward 1) to the Planning Commission for a term (Completing Peggy Horton's term March 19, 2013 through May 12, 2018) beginning February 6, 2018 and ending May 12, 2018.

There being no discussion, the Motion received the affirmative vote of the Council as follows:

Yeas: 5 - George, Delgado, Carroll, Dryden and Brown

Nays: 0

Yea: 5 Council Member George
Council Member Delgado
Council President Carroll
Council Vice President Dryden
Council Member Brown

Text of Legislative File 2018-209

Title

Ratify and confirm the Mayor's appointment of Kenneth Waites (Ward 1) to the Planning Commission for a term (Completing Peggy Horton's term March 19, 2013 through May 12, 2018) beginning February 6, 2018 and ending May 12, 2018.

Summary

Ratify and confirm Hattiesburg Planning Commission Appointment - Kenneth Waites

Budget Information

Expenditure Type

Purchasing Item

Publication Information

BOARD/COMMISSION APPOINTMENT DATA SHEET

BOARD/COMMISSION Hattiesburg Planning Commission

TERM OF OFFICE 5 years PERIOD March 19, 2013 through May 12, 2018

TERM EXPIRED: _____ OR RESIGNED: X LETTER ATTACHED: X

REPLACES Peggy Horton (term 3/19/2013 – 5/12/2018)

NAME OF PROPOSED APPOINTEE Kenneth Waites

ADDRESS 1116 N. 34 Avenue

HOME PHONE NUMBER 817-821-3770 WARD Ward 1

PLACE OF EMPLOYMENT Retired

EMPLOYMENT ADDRESS _____

EMPLOYMENT PHONE NO: _____ POSITION: _____

PERSON CONTACTED BY _____ DATE: _____

AGREED TO SERVE: _____ DECLINED: _____

Maddox, Ginger

From: margaretfhorton@gmail.com on behalf of Peggy Horton <peggy@geoconlabs.com>
Sent: Wednesday, August 02, 2017 6:09 PM
To: Maddox, Ginger
Subject: Peggy Horton

Ginger,

This is my official letter of resignation from the Hattiesburg Planning Commission and Board of Adjustments, effective August 3, 2017. With all of my life changes, I cannot be as committed as is necessary to serve. Please know that the past four years have been an honor and pleasure, as well as, an educational experience for me.

Sincerely,
Peggy Horton

City of Hattiesburg, MS

200 Forrest St.
P.O. Box 1898
Hattiesburg, MS 39401

Master

File Number: 2018-210

File ID:	2018-210	**Type:**	Regular Agenda Item	**Status:**	Approved
Version:	1	**Reference:**		**In Control:**	City Council
Requester:	Administration			**File Created:**	02/01/2018
Brief Title:	Ratify and confirm Hattiesburg Board of Adjustment Appointments - Kenneth Waites			**Final Action:**	02/06/2018
				Minute Book Number:	MB2018-32-33

Title:

Ratify and confirm the Mayor's appointment of Kenneth Waites (Ward 1) to the Board of Adjustments for a term (February 6, 2018 through February 5, 2021) beginning February 6, 2018 and ending February 5, 2021.

Notes:			
		Agenda Date:	02/06/2018
Indexes:		**Agenda Number:**	VI.-31
Sponsors:		**Enactment Date:**	
Attachments:	Data sheet Waites BOA 2018	**Enactment Number:**	
Contact:		**Meeting Date:**	02/06/2018
Drafter:	Ginger Lowrey	**Effective Date:**	

History of Legislative File

Version:	Acting Body:	Date:	Action:	Sent To:	Due Date:	Return Date:	Result:
1	City Council - Amendments to the Agenda	02/05/2018					
1	City Council	02/06/2018	Ratify and Confirm				Pass

Action Text: A MOTION was made by Council Member George and seconded by Council Vice President Dryden to Ratify and confirm the Mayor's appointment of Kenneth Waites (Ward 1) to the Board of Adjustment for a term (February 6, 2018 through February 5, 2021) beginning February 6, 2018 and ending February 5, 2021.

There being no discussion, the Motion received the affirmative vote of the Council as follows:

Yeas: 4 - George, Carroll, Dryden and Brown

Nays: 1 - Delgado

Yea:	4	Council Member George
		Council President Carroll
		Council Vice President Dryden
		Council Member Brown
Nay:	1	Council Member Delgado

Text of Legislative File 2018-210

Title

Ratify and confirm the Mayor's appointment of Kenneth Waites (Ward 1) to the Board of Adjustments for a term (February 6, 2018 through February 5, 2021) beginning February 6, 2018 and ending February 5, 2021.

Summary

Ratify and confirm Hattiesburg Board of Adjustments Appointment - Kenneth Waites

Budget Information

Expenditure Type

Purchasing Item

Publication Information

BOARD/COMMISSION APPOINTMENT DATA SHEET

BOARD/COMMISSION Board of Adjustment

TERM OF OFFICE 3 years PERIOD February 6, 2018 through February 5, 2021

TERM EXPIRED: _____ OR RESIGNED: _____ LETTER ATTACHED: ___

REPLACES New Appointment

NAME OF PROPOSED APPOINTEE Kenneth Waites

ADDRESS 1116 N. 34 Avenue

HOME PHONE NUMBER 817-821-3770 WARD Ward 1

PLACE OF EMPLOYMENT Retired

EMPLOYMENT ADDRESS _____

EMPLOYMENT PHONE NO: _____ POSITION: _____

PERSON CONTACTED BY _____ DATE: _____

AGREED TO SERVE: _____ DECLINED: _____

City of Hattiesburg, MS

200 Forrest St.
P.O. Box 1898
Hattiesburg, MS 39401

Master

File Number: 2018-205

File ID:	2018-205	**Type:**	Regular Agenda Item	**Status:**	Approved
Version:	1	**Reference:**		**In Control:**	City Council
Requester:	Administration			**File Created:**	02/01/2018
Brief Title:	Ratify and confirm Hattiesburg Planning Commission Appointment - Isaiah Easterling			**Final Action:**	02/06/2018
				Minute Book Number:	MB2018-33

Title:

Ratify and confirm the Mayor's appointment of Isaiah Easterling (Ward 5) to the Planning Commission for a term (completing Eric Martin's term of May 13, 2016 through May 12, 2021) beginning February 6, 2018 and ending May 12, 2021.

Notes:			
		Agenda Date:	02/06/2018
Indexes:		**Agenda Number:**	VI.-32
Sponsors:		**Enactment Date:**	
Attachments:	Eric Martin - Resignation Letter, Data sheet Easterling HPC 2018	**Enactment Number:**	
Contact:		**Meeting Date:**	02/06/2018
Drafter:	Ginger Lowrey	**Effective Date:**	

History of Legislative File

Version:	Acting Body:	Date:	Action:	Sent To:	Due Date:	Return Date:	Result:
1	City Council - Amendments to the Agenda	02/05/2018					
1	City Council	02/06/2018	Ratify and Confirm				Pass

Action Text: A MOTION was made by Council Member Brown and seconded by Council Member Delgado to Ratify and confirm the Mayor's appointment of Isaiah Easterling (Ward 5) to the Planning Commission for a term (completing Eric Martin's term of May 13, 2016 through May 12, 2021) beginning Fabruary 6, 2018 and ending May 12, 2021.

There being no discussion, the Motion received the affirmative vote of the Council as follows:

Yeas: 5 - George, Delgado, Carroll, Dryden and Brown

Nays: 0

Yea: 5 Council Member George
Council Member Delgado
Council President Carroll
Council Vice President Dryden
Council Member Brown

Text of Legislative File 2018-205

Title

Ratify and confirm the Mayor's appointment of Isaiah Easterling (Ward 5) to the Planning Commission for a term (completing Eric Martin's term of May 13, 2016 through May 12, 2021) beginning February 6, 2018 and ending May 12, 2021.

Summary

Ratify and confirm Hattiesburg Planning Commission Appointment - Isaiah Easterling

Budget Information

Expenditure Type

Purchasing Item

Publication Information

ERIC MARTIN
22 TROON STREET
HATTIESBURG, MS

GINGER MADDOX CFM
PLANNING MANAGER
HATTIESBURG CITY OF

MS. MADDOX

I AM OFFICIALLY RESIGNING AS COMMISSONER OF THE HATTIESBURG PLANNING FOR THE CITY AS OF DECEMBER 31ST 2016, I HAVE ENJOYED BEING A PART OF SOMETHING SO IMPORTANT FOR THE CITY, THANKS FOR ALLOWING ME TO SERVE I'VE REALLY LEARNED A LOT.

YOURS TRULY

Eric Martin

RECEIVED
DEC 14 2016
BY: GMaddox

BOARD/COMMISSION APPOINTMENT DATA SHEET

BOARD/COMMISSION_____Hattiesburg Planning Commission_____

TERM OF OFFICE __5 years __ PERIOD February 6, 2018 through May 12, 2021_____

TERM EXPIRED: _____ OR RESIGNED: ___X_____ LETTER ATTACHED: _X__

REPLACES _____Eric Martin (term 5/13/16 – 5/12/21)_____

NAME OF PROPOSED APPOINTEE _Isaiah Easterling_____

ADDRESS_1124 Poplar Rd_____

HOME PHONE NUMBER____601-582-0781_____ WARD _____Ward 5_____

PLACE OF EMPLOYMENT _Retired_____

EMPLOYMENT ADDRESS _____

EMPLOYMENT PHONE NO: _____POSITION:_____

PERSON CONTACTED BY _____DATE: _____

AGREED TO SERVE: _____ DECLINED: _____

City of Hattiesburg, MS

200 Forrest St.
P.O. Box 1898
Hattiesburg, MS 39401

Master

File Number: 2018-206

File ID:	2018-206	**Type:**	Regular Agenda Item	**Status:**	Approved
Version:	1	**Reference:**		**In Control:**	City Council
Requester:	Administration			**File Created:**	02/01/2018
Brief Title:	Ratify and confirm Hattiesburg Board of Adjustments Appointment - Isaiah Easterling			**Final Action:**	02/06/2018
				Minute Book Number:	MB2018-33

Title:

Ratify and confirm the Mayor's appointment of Isaiah Easterling (Ward 5) to the Board of Adjustments for a term (February 6, 2018 through February 5, 2019) beginning February 6, 2018 and ending February 5, 2019.

Notes:

		Agenda Date:	02/06/2018
Indexes:		**Agenda Number:**	VI.-33
Sponsors:		**Enactment Date:**	
Attachments:	Data sheet Easterling BOA 2018	**Enactment Number:**	
Contact:		**Meeting Date:**	02/06/2018
Drafter:	Ginger Lowrey	**Effective Date:**	

History of Legislative File

Version:	Acting Body:	Date:	Action:	Sent To:	Due Date:	Return Date:	Result:
1	City Council - Amendments to the Agenda	02/05/2018					
1	City Council	02/06/2018	Ratify and Confirm				Pass

Action Text: A MOTION was made by Council Member Brown and seconded by Council Member George to Ratify and confirm the Mayor's appointment of Isaiah Easterling (Ward 5) to the Board of Adjustment for a term (February 6, 2018 through February 5, 2019) beginning February 6, 2018 and ending February 5, 2019.

There being no discussion, the Motion received the affirmative vote of the Council as follows:

Yeas: 5 - George, Carroll, Dryden and Brown

Nays: 1 - Delgado

Yea:	4	Council Member George
		Council President Carroll
		Council Vice President Dryden
		Council Member Brown
Nay:	1	Council Member Delgado

Text of Legislative File 2018-206

Title

Ratify and confirm the Mayor's appointment of Isaiah Easterling (Ward 5) to the Board of Adjustments for a term (February 6, 2018 through February 5, 2019) beginning February 6, 2018 and ending February 5, 2019.

Summary

Ratify and confirm Hattiesburg Board of Adjustments Appointment - Isaiah Easterling

Budget Information

Expenditure Type

Purchasing Item

Publication Information

BOARD/COMMISSION APPOINTMENT DATA SHEET

BOARD/COMMISSION Board of Adjustments

TERM OF OFFICE 3 years PERIOD February 6, 2018 through February 5, 2019

TERM EXPIRED: _____ OR RESIGNED: _____ LETTER ATTACHED: ___

REPLACES New Appointment

NAME OF PROPOSED APPOINTEE Isaiah Easterling

ADDRESS 1124 Poplar Rd

HOME PHONE NUMBER 601-582-0781 WARD Ward 5

PLACE OF EMPLOYMENT Retired

EMPLOYMENT ADDRESS _____

EMPLOYMENT PHONE NO: _____ POSITION: _____

PERSON CONTACTED BY _____ DATE: _____

AGREED TO SERVE: _____ DECLINED: _____

City of Hattiesburg, MS

200 Forrest St.
P.O. Box 1898
Hattiesburg, MS 39401

Master

File Number: 2018-207

File ID:	2018-207	**Type:**	Regular Agenda Item	**Status:**	Approved
Version:	1	**Reference:**		**In Control:**	City Council
Requester:	Administration			**File Created:**	02/01/2018
Brief Title:	Ratify and confirm Hattiesburg Planning Commission Appointment - James Hughes			**Final Action:**	02/06/2018
				Minute Book Number:	MB2018-33

Title:

Ratify and confirm the Mayor's appointment of James Hughes (Ward 5) to the Planning Commission for a term (completing Joe White's term of May 12, 2014 through May 12, 2019) beginning February 6, 2018 and ending May 12, 2019.

Notes:

		Agenda Date:	02/06/2018
Indexes:		**Agenda Number:**	VI.-34
Sponsors:		**Enactment Date:**	
Attachments:	Data sheet Hughes HPC 2018	**Enactment Number:**	
Contact:		**Meeting Date:**	02/06/2018
Drafter:	Ginger Lowrey	**Effective Date:**	

History of Legislative File

Version:	Acting Body:	Date:	Action:	Sent To:	Due Date:	Return Date:	Result:
1	City Council - Amendments to the Agenda	02/05/2018					
1	City Council	02/06/2018	Ratify and Confirm				Pass

Action Text: A MOTION was made by Council Member Brown and seconded by Council Member George to Ratify and confirm the Mayor's appointment of James Hughes (Ward 5) to the Planning Commission for a term (completing Joe White's term of May 12, 2014 through May 12, 2019) beginning February 6, 2018 and ending May 12, 2019.

There being no discussion, the Motion received the affirmative vote of the Council as follows:

Yeas: 5 - George, Delgado, Carroll, Dryden and Brown

Nays: 0

Yea: 5 Council Member George
Council Member Delgado
Council President Carroll
Council Vice President Dryden
Council Member Brown

Text of Legislative File 2018-207

Title

Ratify and confirm the Mayor's appointment of James Hughes (Ward 5) to the Planning Commission for a term (completing Joe White's term of May 12, 2014 through May 12, 2019) beginning February 6, 2018 and ending May 12, 2019.

Summary

Ratify and confirm Hattiesburg Planning Commission Appointment - James Hughes

Budget Information

Expenditure Type

Purchasing Item

Publication Information

BOARD/COMMISSION APPOINTMENT DATA SHEET

BOARD/COMMISSION Hattiesburg Planning Commission

TERM OF OFFICE 5 years PERIOD February 6, 2018 through May 12, 2019

TERM EXPIRED: _____ OR RESIGNED: X LETTER ATTACHED: ___

REPLACES Joe White (term 5/12/2014 – 5/12/2019)

NAME OF PROPOSED APPOINTEE James Hughes

ADDRESS 500 McInnis Springs Rd

HOME PHONE NUMBER 601-596-6365 WARD Ward 5

PLACE OF EMPLOYMENT Timber industry

EMPLOYMENT ADDRESS _____

EMPLOYMENT PHONE NO: _____ POSITION: _____

PERSON CONTACTED BY _____ DATE: _____

AGREED TO SERVE: _____ DECLINED: _____

City of Hattiesburg, MS

200 Forrest St.
P.O. Box 1898
Hattiesburg, MS 39401

Master

File Number: 2018-208

File ID:	2018-208	**Type:**	Regular Agenda Item	**Status:**	Approved
Version:	1	**Reference:**		**In Control:**	City Council
Requester:	Administration			**File Created:**	02/01/2018
Brief Title:	Ratify and confirm Hattiesburg Board of Adjustments Appointment - James Hughes			**Final Action:**	02/06/2018
				Minute Book Number:	MB2018-34

Title:

Ratify and confirm the Mayor's appointment of James Hughes (Ward 5) to the Board of Adjustments for a term (February 6, 2018 through February 5, 2020) beginning February 6, 2018 and ending February 5, 2020.

Notes:

		Agenda Date:	02/06/2018
Indexes:		**Agenda Number:**	VI.-35
Sponsors:		**Enactment Date:**	
Attachments:	Data sheet Hughes BOA 2018	**Enactment Number:**	
Contact:		**Meeting Date:**	02/06/2018
Drafter:	Ginger Lowrey	**Effective Date:**	

History of Legislative File

Version:	Acting Body:	Date:	Action:	Sent To:	Due Date:	Return Date:	Result:
1	City Council - Amendments to the Agenda	02/05/2018					
1	City Council	02/06/2018	Ratify and Confirm				Pass

Action Text: A MOTION was made by Council Member Brown and seconded by Council Member George to Ratify and confirm the Mayor's appointment of James Hughes (Ward 5) to the Board of Adjustment for a term (February 6, 2018 through February 5, 2020) beginning February 6, 2018 and ending February 5, 2020.

There being no discussion, the Motion received the affirmative vote of the Council as follows:

Yeas: 4 - George, Carroll, Dryden and Brown

Nays: 1 - Delgado

Yea:	4	Council Member George
		Council President Carroll
		Council Vice President Dryden
		Council Member Brown
Nay:	1	Council Member Delgado

Text of Legislative File 2018-208

Title

Ratify and confirm the Mayor's appointment of James Hughes (Ward 5) to the Board of Adjustments for a term (February 6, 2018 through February 5, 2020) beginning February 6, 2018 and ending February 5, 2020.

Summary

Ratify and confirm Hattiesburg Board of Adjustments Appointment - James Hughes

Budget Information

Expenditure Type

Purchasing Item

Publication Information

BOARD/COMMISSION APPOINTMENT DATA SHEET

BOARD/COMMISSION_____Board of Adjustments_____

TERM OF OFFICE __3 years __ PERIOD February 6, 2018 through February 5, 2020_____

TERM EXPIRED: _____ OR RESIGNED: ___X_____ LETTER ATTACHED: ___

REPLACES _____New Appointment_____

NAME OF PROPOSED APPOINTEE _James Hughes_____

ADDRESS_500 McInnis Springs Rd_____

HOME PHONE NUMBER____601-596-6365_____ WARD _____Ward 5_____

PLACE OF EMPLOYMENT _Timber industry_____

EMPLOYMENT ADDRESS _____

EMPLOYMENT PHONE NO: _____POSITION:_____

PERSON CONTACTED BY _____DATE: _____

AGREED TO SERVE: _____ DECLINED: _____

City of Hattiesburg, MS

200 Forrest St.
P.O. Box 1898
Hattiesburg, MS 39401

Master

File Number: 2018-164

File ID:	2018-164	**Type:**	Regular Agenda Item	**Status:**	Agenda Ready
Version:	1	**Reference:**		**In Control:**	City Council
Requester:	Anthony Parker			**File Created:**	01/25/2018
Brief Title:	Rental Agreement - Toshiba Business Solutions			**Final Action:**	
				Minute Book Number:	MB2018-34

Title:

Authorize Mayor to enter into a Rental Agreement between th City of Hattiesburg and Toshiba Business Solutions for a Lexmark XC8160 copier that will be located in the Hattiesburg Police Department Community Relations Division for a period of 48 months, at a cost of $216.86 per month.

Notes:

		Agenda Date:	02/06/2018
Indexes:		**Agenda Number:**	VII.-1
Sponsors:		**Enactment Date:**	
Attachments:	Memo-Chief Parker, Toshiba Contract, executed Toshiba Contract	**Enactment Number:**	
Contact:		**Meeting Date:**	02/06/2018
Drafter:	Tammy Leggett	**Effective Date:**	

History of Legislative File

Version:	Acting Body:	Date:	Action:	Sent To:	Due Date:	Return Date:	Result:
1	City Council	02/06/2018					

Text of Legislative File 2018-164

Title

Authorize Mayor to enter into a Rental Agreement between th City of Hattiesburg and Toshiba Business Solutions for a Lexmark XC8160 copier that will be located in the Hattiesburg Police Department Community Relations Division for a period of 48 months, at a cost of $216.86 per month.

Summary

Rental Agreement - Lexmark XC8160 copier Community Relations Division

Budget Information

Expenditure Type

Purchasing Item

]

Publication Information

]

THE CITY OF HATTIESBURG

One of America's Great Small Cities!

January 24, 2018

Chief Anthony Parker
Hattiesburg Police Department
300 Klondyke Street
Hattiesburg, MS 39401

Re: Rental Agreement

Mayor and Council:

Please accept this letter as a formal request to enter into a rental agreement with Toshiba Business Solutions. This contract is for a Lexmark XC8160 multi-functional copier in the amount of $216.86 per month for 48 months with Toshiba Business Solution. This copier will be located in the Hattiesburg Police Department Community Relations Division. This agreement will be for the period beginning February 2018 and ending February 2019.

Attached is a copy of the rental agreement.

As always, should you have any questions or concerns in reference to this information, please do not hesitate to contact me.

Sincerely,

Anthony Parker

AP/dmm

RENTAL AGREEMENT
FOR USE BY MISSISSIPPI AGENCIES & GOVERNING AUTHORITIES AND VENDORS
(applicable to equipment rental transactions)

This Rental Agreement (hereinafter referred to as Agreement) is entered into by and between City Of Mississippi Hattiesburg, MS (hereinafter referred to as Customer), and Toshiba Business Solutions, GA/MS (hereinafter referred to as Vendor). This Agreement becomes effective upon signature by Customer and Vendor, and shall take precedence over all agreements and understandings between the parties. Vendor, by its acceptance hereof, agrees to rent to Customer, and Customer, by its acceptance hereof, agrees to rent from Vendor, the equipment, including applicable software and services to render it continually operational, listed in Exhibit A, which is attached hereto and incorporated herein.

1. CUSTOMER ACCOUNT ESTABLISHMENT:

A. A separate Vendor Customer Number will be required for each specific customer/installation location.

B. The Customer is identified as the entity on the first line of the "bill-to" address. All invoices and notices of changes will be sent to the "bill-to" address in accordance with Paragraph 8 herein.

C. Ship-to and/or Installed-at address is the location to which the initial shipment of equipment/supplies will be made and the address to which service representatives will respond. Subsequent shipments of supplies for installed equipment will also be delivered to the "installed-at" address unless otherwise requested.

D. Unless creditworthiness for this Customer Number has been previously established by Vendor, Vendor's Credit Department may conduct a credit investigation for this Agreement. Notwithstanding delivery of equipment, Vendor may revoke this Agreement by written notice to the Customer if credit approval is denied within thirty (30) days after the date this Agreement is accepted for Vendor by an authorized representative.

2. EQUIPMENT SELECTION, PRICES, AND AGREEMENT: The Customer has selected and Vendor agrees to provide the equipment, including applicable software and services to render it continually operational, identified on Exhibit A attached to this Agreement. The specific prices, inclusive of applicable transportation charges, are as set forth on the attached Exhibit A. The parties understand and agree that the Customer is exempt from the payment of taxes.

3. SHIPPING AND TRANSPORTATION: Vendor agrees to pay all non-priority, ground shipping, transportation, rigging and drayage charges for the equipment from the equipment's place of manufacture to the installation address of the equipment as specified under this Agreement. If any form of express shipping method is requested, it will be paid for by Customer.

4. RISK OF LOSS OR DAMAGE TO EQUIPMENT: While in transit, Vendor shall assume and bear the entire risk of loss and damage to the equipment from any cause whatsoever. If, during the period the equipment is in Customer's possession, due to gross negligence of the customer, the equipment is lost or damaged, then, the customer shall bear the cost of replacing or repairing said equipment.

5. DELIVERY, INSTALLATION, ACCEPTANCE, AND RELOCATION:

A. DELIVERY: Vendor shall deliver the equipment to the location specified by Customer and pursuant to the delivery schedule agreed upon by the parties. If, through no fault of the Customer, Vendor is unable to deliver the equipment or software, the prices, terms and conditions will remain unchanged until delivery is made by Vendor. If, however, Vendor does not deliver the equipment or software within ten (10) working days of the delivery due date, Customer shall have the right to terminate the order without penalty, cost or expense to Customer of any kind whatsoever.

B. INSTALLATION SITE: At the time of delivery and during the period Vendor is responsible for maintenance of the equipment, the equipment installation site must conform to Vendor's published space, electrical and environmental requirements; and the Customer agrees to provide, at no charge, reasonable access to the equipment and to a telephone for local or toll free calls.

C. INSTALLATION DATE: The installation date of the equipment shall be that date as is agreed upon by the parties, if Vendor is responsible for installing the equipment.

D. ACCEPTANCE: Unless otherwise agreed to by the parties, Vendor agrees that Customer shall have ten (10) working days from date of delivery and installation, to inspect, evaluate and test the equipment to confirm that it is in good working order.

E. RELOCATION: Customer may transfer equipment to a new location by notifying Vendor in writing of the transfer at least thirty (30) calendar days before the move is made. If Vendor is responsible for maintenance of the equipment, this notice will enable Vendor to provide technical assistance in the relocation efforts, if needed, as well as to update Vendor's records as to machine location. There will be no cessation of rental charges during the period of any such transfer. The Vendor's cost of moving and reinstalling equipment from one location to another is not included in this Agreement, and Customer agrees to pay Vendor, after receipt of invoice of Vendor's charges with respect to such moving of equipment, which will be billed to Customer in accordance with Vendor's standard practice then in effect for commercial users of similar equipment or software and payment remitted in accordance with Paragraph 8 herein.

6. RENTAL TERM: The rental term for each item of equipment shall be that as stated in the attached Exhibit A. If the Customer desires to continue renting the equipment at the expiration of the original rental agreement, the Customer must enter into a new rental agreement which shall be separate from this Agreement. There will be no automatic renewals allowed. There shall be no option to purchase.

7. OWNERSHIP: Unless the Customer has obtained title to the equipment, title to the equipment shall be and remain vested at all times in Vendor or its assignee and nothing in this Agreement shall give or convey to Customer any right, title or interest therein, unless purchased by Customer. Nameplates, stencils or other indicia of Vendor's ownership affixed or to be affixed to the equipment shall not be removed or obliterated by Customer.

8. PAYMENTS:

A. INVOICING AND PAYMENTS: The charges for the equipment, software or services covered by this Agreement are specified in the attached Exhibit A. Charges for any partial month for any item of equipment shall be prorated based on a thirty (30) day month. Vendor shall submit an invoice with the appropriate documentation to Customer.

1. E-PAYMENT: The Vendor agrees to accept all payments in United States currency via the State of Mississippi's electronic payment and remittance vehicle. The Customer agrees to make payment in accordance with Mississippi law on "Timely Payments for Purchases by Public Bodies", Section 31-7-301, *et seq.* of the 1972 Mississippi Code Annotated, as amended, which generally provides for payment of undisputed amounts by the agency within forty-five (45) days of receipt of the invoice.

2. PAYMODE: Payments by state agencies using Mississippi's Accountability System for Government Information and Collaboration (MAGIC) shall be made and remittance information provided electronically as directed by the State. The State, may at its sole discretion, require the Vendor to submit invoices and supporting documentation electronically at any time during the term of this Agreement. These payments shall be deposited into the bank account of the Vendor's choice. The Vendor understands and agrees that the State is exempt from the payment of taxes. All payments shall be in United States currency.

B. METER READINGS: If applicable, the Customer shall provide accurate and timely meter readings at the end

of each applicable billing period on the forms or other alternative means specified by Vendor. Vendor shall have the right, upon reasonable prior notice to Customer, and during Customer's regular business hours, to inspect the equipment and to monitor the meter readings. If Customer meter readings are not received in the time to be agreed upon by the parties, the meter readings may be obtained electronically or by other means or may be estimated by Vendor subject to reconciliation when the correct meter reading is received by Vendor.

C. COPY CREDITS: If applicable, if a copier is being rented, the Customer will receive one (1) copy credit for each copy presented to Vendor which, in the Customer's opinion, is unusable and also for each copy which was produced during servicing of the equipment. Copy credits will be issued only if Vendor is responsible for providing equipment services or maintenance services (except time and materials maintenance). Copy credits will be reflected on the invoice as a reduction in the total copy volume, except for run length plans which will be credited at a specific copy credit rate as shown on the applicable price list.

9. USE OF EQUIPMENT: Customer shall operate the equipment according to the manufacturer's specifications and documented instructions. Customer agrees not to employ or use additional attachments, features or devices on the equipment or make changes or alterations to the equipment covered hereby without the prior written consent of Vendor in each case, which consent shall not be unreasonably withheld.

10. MAINTENANCE SERVICES, EXCLUSIONS, AND REMEDIES:

A. SERVICES: If Vendor is responsible for providing equipment services, maintenance services (except for time and materials), or warranty services: (1) Vendor shall install and maintain the equipment and make all necessary adjustments and repairs to keep the equipment in good working order. (2) Parts required for repair may be used or reprocessed in accordance with Vendor's specifications and replaced parts are the property of Vendor, unless otherwise specifically provided on the price lists. (3) Services will be provided during Customer's usual business hours. (4) If applicable, Customer will permit Vendor to install, at no cost to Customer, all retrofits designated by Vendor as mandatory or which are designed to insure accuracy of meters.

B. EXCLUSIONS: The following is not within the scope of services: (1) Provision and installation of optional retrofits. (2) Services connected with equipment relocation. (3) Installation/removal of accessories, attachments or other devices. (4) Exterior painting or refinishing of equipment. (5) Maintenance, installation or removal of equipment or devices not provided by Vendor. (6) Performance of normal operator functions as described in applicable Vendor operator manuals. (7) Performance of services necessitated by accident; power failure; unauthorized alteration of equipment or software; tampering; service by someone other than Vendor; causes other than ordinary use; interconnection of equipment by electrical, or electronic or mechanical means with noncompatible equipment, or failure to use operating system software. If Vendor provides, at the request of the Customer, any of the services noted above, the Customer may be billed by Vendor at a rate not to exceed the Master State Prices Agreement between the Vendor and the State of Mississippi, or in the absence of such agreement at the then current time and materials rates.

C. REMEDIES: If during the period in which Vendor is providing maintenance services, Vendor is unable to maintain the equipment in good working order, Vendor will, at no additional charge, provide either an identical replacement or another product that provides equal or greater capabilities.

11. HOLD HARMLESS: To the fullest extent allowed by law, Vendor shall indemnify, defend, save and hold harmless, protect, and exonerate the Customer and the State of Mississippi, its Commissioners, Board Members, officers, employees, agents, and representatives from and against all claims, demands, liabilities, suits, actions, damages, losses, and costs of every kind and nature whatsoever, including, without limitation, court costs, investigative fees and expenses, and attorneys' fees, arising out of or caused by Vendor and/or its partners, principals, agents, employees, and/or subcontractors in the performance of or failure to perform this Agreement. In the Customer's sole discretion, Vendor may be allowed to control the defense of any such claim, suit, etc. In the event Vendor defends said claim, suit, etc., Vendor shall use legal counsel acceptable to the Customer; Vendor shall be solely liable for all reasonable costs and/or expenses associated with such defense and the Customer shall be entitled to participate in said defense. Vendor shall not settle any claim, suit, etc., without the Customer's concurrence,

which the Customer shall not unreasonably withhold.

12. ALTERATIONS, ATTACHMENTS, AND SUPPLIES:

A. If Customer makes an alteration, attaches a device or utilizes a supply item that increases the cost of services, Vendor will either propose an additional service charge or request that the equipment be returned to its standard configuration or that use of the supply item be discontinued. If, within five (5) days of such proposal or request, Customer does not remedy the problem or agree in writing to do so within a reasonable amount of time, Vendor shall have the right to terminate this Agreement as provided herein. If Vendor believes that an alteration, attachment or supply item affects the safety of Vendor personnel or equipment users, Vendor shall notify Customer of the problem and may withhold maintenance until the problem is remedied.

B. Unless Customer has obtained title to the equipment free and clear of any Vendor security interest, Customer may not remove any ownership identification tags on the equipment or allow the equipment to become fixtures to real property.

13. ASSIGNMENT: The Vendor shall not assign, subcontract or otherwise transfer in whole or in part, its right or obligations under this Agreement without prior written consent of the Customer. Any attempted assignment or transfer without said consent shall be void and of no effect.

14. GOVERNING LAW: This Agreement shall be governed by and construed in accordance with the laws of the State of Mississippi, excluding its conflicts of laws provisions, and any litigation with respect thereto shall be brought in the courts of said state. The Vendor shall comply with applicable federal, state, and local laws and regulations.

15. NOTICE: Any notice required or permitted to be given under this Agreement shall be in writing and personally delivered or sent by certified United States mail, postage prepaid, return receipt requested, to the party to whom the notice should be given at the address set forth below. Notice shall be deemed given when actually received or when refused. The parties agree to promptly notify each other in writing of any change of address.

For the Vendor:

Name **Shelby Turnage**
Title **Account Executive**
Address **990 North 16th Ave**
City, State, & Zip Code **Laurel, MS 39440**

For the Customer:

Name **Destiny McGinty**
Title **Technical Services Division Manager**
Address **300 Klondyke Street**
City, State, & Zip Code **Hattiesburg, MS 39402**

16. WAIVER: Failure by the Customer at any time to enforce the provisions of this Agreement shall not be construed as a waiver of any such provisions. Such failure to enforce shall not affect the validity of this Agreement or any part thereof or the right of the Customer to enforce any provision at any time in accordance with its terms.

17. CAPTIONS: The captions or headings in this Agreement are for convenience only, and in no way define, limit or describe the scope or intent of any provision or section of this Agreement.

18. SEVERABILITY: If any term or provision of this Agreement is prohibited by the laws of the State of Mississippi or declared invalid or void by a court of competent jurisdiction, the remainder of this Agreement shall be valid and enforceable to the fullest extent permitted by law.

19. THIRD PARTY ACTION NOTIFICATION: Vendor shall give Customer prompt notice in writing of any action or suit filed, and prompt notice of any claim made against Vendor by any entity that may result in litigation related in any way to this Agreement.

20. AUTHORITY TO CONTRACT: Vendor warrants that it is a validly organized business with valid authority to enter into this Agreement and that entry into and performance under this Agreement is not restricted or prohibited by any loan,

security, financing, contractual or other agreement of any kind, and notwithstanding any other provision of this Agreement to the contrary, that there are no existing legal proceedings, or prospective legal proceedings, either voluntary or otherwise, which may adversely affect its ability to perform its obligations under this Agreement.

21. RECORD RETENTION AND ACCESS TO RECORDS: The Vendor agrees that the Customer or any of its duly authorized representatives at any time during the term of this Agreement shall have unimpeded, prompt access to and the right to audit and examine any pertinent books, documents, papers, and records of the Vendor related to the Vendor's charges and performance under this Agreement. All records related to this Agreement shall be kept by the Vendor for a period of three (3) years after final payment under this Agreement and all pending matters are closed unless the Customer authorizes their earlier disposition. However, if any litigation, claim, negotiation, audit or other action arising out of or related in any way to this Agreement has been started before the expiration of the three (3) year period, the records shall be retained for one (1) year after all issues arising out of the action are finally resolved. The Vendor agrees to refund to the Customer any overpayment disclosed by any such audit arising out of or related in any way to this Agreement.

22. EXTRAORDINARY CIRCUMSTANCES: If either party is rendered unable, wholly or in part, by reason of strikes, accidents, acts of God, weather conditions or any other acts beyond its control and without its fault or negligence to comply with any obligations or performance required under this Agreement, then such party shall have the option to suspend its obligations or performance hereunder until the extraordinary performance circumstances are resolved. If the extraordinary performance circumstances are not resolved within a reasonable period of time, however, the non-defaulting party shall have the option, upon prior written notice, of terminating the Agreement.

23. TERMINATION: This Agreement may be terminated as follows: (a) Customer and Vendor mutually agree to the termination, or (b) If either party fails to comply with the terms and conditions of this Agreement and that breach continues for thirty (30) days after the defaulting party receives written notice from the other party, then the non-defaulting party has the right to terminate this Agreement. The non-defaulting party may also pursue any remedy available to it in law or in equity. Upon termination, all obligations of Customer to make payments required hereunder shall cease.

24. AVAILABILITY OF FUNDS: It is expressly understood and agreed that the obligation of the Customer to proceed under this Agreement is conditioned upon the appropriation of funds by the Mississippi State Legislature and the receipt of state and/or federal funds. If the funds anticipated for the continuing fulfillment of the agreement are, at any time, not forthcoming or insufficient, either through the failure of the federal government to provide funds or of the State of Mississippi to appropriate funds or the discontinuance or material alteration of the program under which funds were provided or if funds are not otherwise available to the Customer, the Customer shall have the right upon ten (10) working days written notice to the Vendor, to terminate this Agreement without damage, penalty, cost or expenses to the Customer of any kind whatsoever. The effective date of termination shall be as specified in the notice of termination.

25. MODIFICATION OR RENEGOTIATION: This Agreement may be modified, altered or changed only by written agreement signed by the parties hereto. The parties agree to renegotiate the Agreement if federal, state and/or the Customer's revisions of any applicable laws or regulations make changes in this Agreement necessary.

26. WARRANTIES: Vendor warrants that the equipment, when operated according to the manufacturer's specifications and documented instructions, shall perform the functions indicated by the specifications and documented literature. Vendor may be held liable for any damages caused by failure of the equipment to function according to specifications and documented literature published by the manufacturer of the equipment.

27. E-VERIFY COMPLIANCE: If applicable, the Vendor represents and warrants that it will ensure its compliance with the Mississippi Employment Protection Act of 2008, Section 71-11-1, *et seq.* of the Mississippi Code Annotated (Supp 2008), and will register and participate in the status verification system for all newly hired employees. The term "employee" as used herein means any person that is hired to perform work within the State of Mississippi. As used herein, "status verification system" means the Illegal Immigration Reform and Immigration Responsibility Act of 1996 that is operated by the United States Department of Homeland Security, also known as the E-Verify Program, or any other successor electronic verification system replacing the E-Verify Program. The Vendor agrees to maintain records of such compliance and, upon request of the State and

approval of the Social Security Administration or Department of Homeland Security, where required, to provide a copy of each such verification to the Customer. The Vendor further represents and warrants that any person assigned to perform services hereafter meets the employment eligibility requirements of all immigration laws of these warranties, the breach of which may subject the Vendor to the following: (1) termination of this Agreement and ineligibility for any state or public contract in Mississippi for up to three (3) years, with notice of such cancellation/termination being made public, or (2) the loss of any license, permit, certification or other document granted to the Vendor by an agency, department or governmental entity for the right to do business in Mississippi for up to one (1) year, or (3) both --in the event of such cancellation/termination, the Vendor would also be liable for any additional costs incurred by the Customer due to the contract cancellation or loss of license or permit.

28. HARD DRIVE SECURITY: Vendor must properly format the hard drive, deleting all information, or replace the hard drive with a new hard drive prior to storing or re-selling the equipment. The Customer may request to retain the hard drive for a nominal fee. Vendor will supply written notification to the Customer that all data has been made inaccessible. This notification must be provided with forty-five (45) days of the equipment being returned to the Vendor.

29. ENTIRE AGREEMENT: This Agreement constitutes the entire agreement of the parties with respect to the equipment, software or services described herein and supersedes and replaces any and all prior negotiations, understandings and agreements, written or oral, between the parties relating hereto. No terms, conditions, understandings, usages of the trade, course of dealings or agreements, not specifically set out in this Agreement or incorporated herein, shall be effective or relevant to modify, vary, explain or supplement this Agreement.

30. TRANSPARENCY: This Agreement, including any accompanying exhibits, attachments, and appendices, is subject to the "Mississippi Public Records Act of 1983," codified as Section 25-61-1 et seq., Mississippi Code Annotated and exceptions found in Section 79-23-1 of the Mississippi Code Annotated (1972, as amended). In addition, this Agreement is subject to provisions of the Mississippi Accountability and Transparency Act of 2008 (MATA), codified as Section 27-104-151 of the Mississippi Code Annotated (1972, as amended). Unless exempted from disclosure due to a court-issued protective order, this Agreement is required to be posted to the Department of Finance and Administration's independent agency contract website for public access. Prior to posting the Agreement to the website, any information identified by the Vendor as trade secrets, or other proprietary information including confidential vendor information, or any other information which is required confidential by state or federal law or outside the applicable freedom of information statutes will be redacted. A fully executed copy of this Agreement shall be posted to the State of Mississippi's accountability website at: http://www.transparency.mississippi.gov.

31. COMPLIANCE WITH LAWS: The Vendor understands that the Customer is an equal opportunity employer and therefore maintains a policy which prohibits unlawful discrimination based on race, color, creed, sex, age, national origin, physical handicap, disability, genetic information, or any other consideration made unlawful by federal, state, or local laws. All such discrimination is unlawful and the Vendor agrees during the term of the Agreement that the Vendor will strictly adhere to this policy in its employment practices and provision of services. The Vendor shall comply with, and all activities under this Agreement shall be subject to, all applicable federal, State of Mississippi, and local laws and regulations, as now existing and as may be amended or modified.

For the faithful performance of the terms of this Agreement, the parties have caused this Agreement to be executed by their undersigned representatives.

Witness my signature this the _____ day of _____, 20_____.

Vendor: Toshiba Business Solutions GA/MS

By: _____
Authorized Signature

Printed Name: Shelby Turnage

Title: Account Executive

WITNESS:

_____

_____

Witness my signature this the _____ day of _____, 20_____.

Customer: City of Hattiesburg, MS

By: _____
Authorized Signature

Printed Name: _____

Title: _____

WITNESS:

_____

_____

EXHIBIT A
RENTAL AGREEMENT
FOR USE BY
MISSISSIPPI Agencies AND VENDORS
(Applicable to Equipment Rental Transactions)

The following, when signed by the Customer and the Vendor shall be considered to be a part of the Rental Agreement between the parties.

State Contract Number: 8200031429

Vendor Company Name: Toshiba Business Solutions GA/MS

Customer Agency Name: City Of Hattiesburg, MS dba Hattiesburg Police Dept.

Bill to Address: 300 Klondyke Street, Hattiesburg, MS 39402

Ship to Address: 300 Klondyke Street
Hattiesburg, MS 39402

Description of Equipment, Software, or Services	Price
1 ea. Lexmark XC8160 Color MFP System	$ 216.83

Delivery Schedule and Installation Date:

Rental Term: (Number of Months) 48 Month
Start Date:
End Date:

Modifications: Maintenance Agreement Includes all service parts and supplies (Toner and imaging kits)
B&W images Base cost $ 32.50 per month includes 5000 images per month overages billed at .0065 per copy
Color images Base cost $ -0- all images billes at .045 per copy

Vendor Signature

Customer Signature

THE CITY OF HATTIESBURG

One of America's Great Small Cities!

January 24, 2018

Chief Anthony Parker
Hattiesburg Police Department
300 Klondyke Street
Hattiesburg, MS 39401

Re: Rental Agreement

Mayor and Council:

Please accept this letter as a formal request to enter into a rental agreement with Toshiba Business Solutions. This contract is for a Lexmark XC8160 multi-functional copier in the amount of $216.86 per month for 48 months with Toshiba Business Solution. This copier will be located in the Hattiesburg Police Department Community Relations Division. This agreement will be for the period beginning February 2018 and ending February 2019.

Attached is a copy of the rental agreement.

As always, should you have any questions or concerns in reference to this information, please do not hesitate to contact me.

Sincerely,

Anthony Parker

AP/dmm

RENTAL AGREEMENT
FOR USE BY MISSISSIPPI AGENCIES & GOVERNING AUTHORITIES AND VENDORS
(applicable to equipment rental transactions)

This Rental Agreement (hereinafter referred to as Agreement) is entered into by and between City Of Mississippi Hattiesburg, MS (hereinafter referred to as Customer), and Toshiba Business Solutions, GA/MS (hereinafter referred to as Vendor). This Agreement becomes effective upon signature by Customer and Vendor, and shall take precedence over all agreements and understandings between the parties. Vendor, by its acceptance hereof, agrees to rent to Customer, and Customer, by its acceptance hereof, agrees to rent from Vendor, the equipment, including applicable software and services to render it continually operational, listed in Exhibit A, which is attached hereto and incorporated herein.

1. CUSTOMER ACCOUNT ESTABLISHMENT:

A. A separate Vendor Customer Number will be required for each specific customer/installation location.

B. The Customer is identified as the entity on the first line of the "bill-to" address. All invoices and notices of changes will be sent to the "bill-to" address in accordance with Paragraph 8 herein.

C. Ship-to and/or Installed-at address is the location to which the initial shipment of equipment/supplies will be made and the address to which service representatives will respond. Subsequent shipments of supplies for installed equipment will also be delivered to the "installed-at" address unless otherwise requested.

D. Unless creditworthiness for this Customer Number has been previously established by Vendor, Vendor's Credit Department may conduct a credit investigation for this Agreement. Notwithstanding delivery of equipment, Vendor may revoke this Agreement by written notice to the Customer if credit approval is denied within thirty (30) days after the date this Agreement is accepted for Vendor by an authorized representative.

2. EQUIPMENT SELECTION, PRICES, AND AGREEMENT: The Customer has selected and Vendor agrees to provide the equipment, including applicable software and services to render it continually operational, identified on Exhibit A attached to this Agreement. The specific prices, inclusive of applicable transportation charges, are as set forth on the attached Exhibit A. The parties understand and agree that the Customer is exempt from the payment of taxes.

3. SHIPPING AND TRANSPORTATION: Vendor agrees to pay all non-priority, ground shipping, transportation, rigging and drayage charges for the equipment from the equipment's place of manufacture to the installation address of the equipment as specified under this Agreement. If any form of express shipping method is requested, it will be paid for by Customer.

4. RISK OF LOSS OR DAMAGE TO EQUIPMENT: While in transit, Vendor shall assume and bear the entire risk of loss and damage to the equipment from any cause whatsoever. If, during the period the equipment is in Customer's possession, due to gross negligence of the customer, the equipment is lost or damaged, then, the customer shall bear the cost of replacing or repairing said equipment.

5. DELIVERY, INSTALLATION, ACCEPTANCE, AND RELOCATION:

A. DELIVERY: Vendor shall deliver the equipment to the location specified by Customer and pursuant to the delivery schedule agreed upon by the parties. If, through no fault of the Customer, Vendor is unable to deliver the equipment or software, the prices, terms and conditions will remain unchanged until delivery is made by Vendor. If, however, Vendor does not deliver the equipment or software within ten (10) working days of the delivery due date, Customer shall have the right to terminate the order without penalty, cost or expense to Customer of any kind whatsoever.

B. INSTALLATION SITE: At the time of delivery and during the period Vendor is responsible for maintenance of the equipment, the equipment installation site must conform to Vendor's published space, electrical and environmental requirements; and the Customer agrees to provide, at no charge, reasonable access to the equipment and to a telephone for local or toll free calls.

C. INSTALLATION DATE: The installation date of the equipment shall be that date as is agreed upon by the parties, if Vendor is responsible for installing the equipment.

D. ACCEPTANCE: Unless otherwise agreed to by the parties, Vendor agrees that Customer shall have ten (10) working days from date of delivery and installation, to inspect, evaluate and test the equipment to confirm that it is in good working order.

E. RELOCATION: Customer may transfer equipment to a new location by notifying Vendor in writing of the transfer at least thirty (30) calendar days before the move is made. If Vendor is responsible for maintenance of the equipment, this notice will enable Vendor to provide technical assistance in the relocation efforts, if needed, as well as to update Vendor's records as to machine location. There will be no cessation of rental charges during the period of any such transfer. The Vendor's cost of moving and reinstalling equipment from one location to another is not included in this Agreement, and Customer agrees to pay Vendor, after receipt of invoice of Vendor's charges with respect to such moving of equipment, which will be billed to Customer in accordance with Vendor's standard practice then in effect for commercial users of similar equipment or software and payment remitted in accordance with Paragraph 8 herein.

6. RENTAL TERM: The rental term for each item of equipment shall be that as stated in the attached Exhibit A. If the Customer desires to continue renting the equipment at the expiration of the original rental agreement, the Customer must enter into a new rental agreement which shall be separate from this Agreement. There will be no automatic renewals allowed. There shall be no option to purchase.

7. OWNERSHIP: Unless the Customer has obtained title to the equipment, title to the equipment shall be and remain vested at all times in Vendor or its assignee and nothing in this Agreement shall give or convey to Customer any right, title or interest therein, unless purchased by Customer. Nameplates, stencils or other indicia of Vendor's ownership affixed or to be affixed to the equipment shall not be removed or obliterated by Customer.

8. PAYMENTS:

A. INVOICING AND PAYMENTS: The charges for the equipment, software or services covered by this Agreement are specified in the attached Exhibit A. Charges for any partial month for any item of equipment shall be prorated based on a thirty (30) day month. Vendor shall submit an invoice with the appropriate documentation to Customer.

1. E-PAYMENT: The Vendor agrees to accept all payments in United States currency via the State of Mississippi's electronic payment and remittance vehicle. The Customer agrees to make payment in accordance with Mississippi law on "Timely Payments for Purchases by Public Bodies", Section 31-7-301, *et seq.* of the 1972 Mississippi Code Annotated, as amended, which generally provides for payment of undisputed amounts by the agency within forty-five (45) days of receipt of the invoice.

2. PAYMODE: Payments by state agencies using Mississippi's Accountability System for Government Information and Collaboration (MAGIC) shall be made and remittance information provided electronically as directed by the State. The State, may at its sole discretion, require the Vendor to submit invoices and supporting documentation electronically at any time during the term of this Agreement. These payments shall be deposited into the bank account of the Vendor's choice. The Vendor understands and agrees that the State is exempt from the payment of taxes. All payments shall be in United States currency.

B. METER READINGS: If applicable, the Customer shall provide accurate and timely meter readings at the end

of each applicable billing period on the forms or other alternative means specified by Vendor. Vendor shall have the right, upon reasonable prior notice to Customer, and during Customer's regular business hours, to inspect the equipment and to monitor the meter readings. If Customer meter readings are not received in the time to be agreed upon by the parties, the meter readings may be obtained electronically or by other means or may be estimated by Vendor subject to reconciliation when the correct meter reading is received by Vendor.

C. COPY CREDITS: If applicable, if a copier is being rented, the Customer will receive one (1) copy credit for each copy presented to Vendor which, in the Customer's opinion, is unusable and also for each copy which was produced during servicing of the equipment. Copy credits will be issued only if Vendor is responsible for providing equipment services or maintenance services (except time and materials maintenance). Copy credits will be reflected on the invoice as a reduction in the total copy volume, except for run length plans which will be credited at a specific copy credit rate as shown on the applicable price list.

9. USE OF EQUIPMENT: Customer shall operate the equipment according to the manufacturer's specifications and documented instructions. Customer agrees not to employ or use additional attachments, features or devices on the equipment or make changes or alterations to the equipment covered hereby without the prior written consent of Vendor in each case, which consent shall not be unreasonably withheld.

10. MAINTENANCE SERVICES, EXCLUSIONS, AND REMEDIES:

A. SERVICES: If Vendor is responsible for providing equipment services, maintenance services (except for time and materials), or warranty services: (1) Vendor shall install and maintain the equipment and make all necessary adjustments and repairs to keep the equipment in good working order. (2) Parts required for repair may be used or reprocessed in accordance with Vendor's specifications and replaced parts are the property of Vendor, unless otherwise specifically provided on the price lists. (3) Services will be provided during Customer's usual business hours. (4) If applicable, Customer will permit Vendor to install, at no cost to Customer, all retrofits designated by Vendor as mandatory or which are designed to insure accuracy of meters.

B. EXCLUSIONS: The following is not within the scope of services: (1) Provision and installation of optional retrofits. (2) Services connected with equipment relocation. (3) Installation/removal of accessories, attachments or other devices. (4) Exterior painting or refinishing of equipment. (5) Maintenance, installation or removal of equipment or devices not provided by Vendor. (6) Performance of normal operator functions as described in applicable Vendor operator manuals. (7) Performance of services necessitated by accident; power failure; unauthorized alteration of equipment or software; tampering; service by someone other than Vendor; causes other than ordinary use; interconnection of equipment by electrical, or electronic or mechanical means with noncompatible equipment, or failure to use operating system software. If Vendor provides, at the request of the Customer, any of the services noted above, the Customer may be billed by Vendor at a rate not to exceed the Master State Prices Agreement between the Vendor and the State of Mississippi, or in the absence of such agreement at the then current time and materials rates.

C. REMEDIES: If during the period in which Vendor is providing maintenance services, Vendor is unable to maintain the equipment in good working order, Vendor will, at no additional charge, provide either an identical replacement or another product that provides equal or greater capabilities.

11. HOLD HARMLESS: To the fullest extent allowed by law, Vendor shall indemnify, defend, save and hold harmless, protect, and exonerate the Customer and the State of Mississippi, its Commissioners, Board Members, officers, employees, agents, and representatives from and against all claims, demands, liabilities, suits, actions, damages, losses, and costs of every kind and nature whatsoever, including, without limitation, court costs, investigative fees and expenses, and attorneys' fees, arising out of or caused by Vendor and/or its partners, principals, agents, employees, and/or subcontractors in the performance of or failure to perform this Agreement. In the Customer's sole discretion, Vendor may be allowed to control the defense of any such claim, suit, etc. In the event Vendor defends said claim, suit, etc., Vendor shall use legal counsel acceptable to the Customer; Vendor shall be solely liable for all reasonable costs and/or expenses associated with such defense and the Customer shall be entitled to participate in said defense. Vendor shall not settle any claim, suit, etc., without the Customer's concurrence,

which the Customer shall not unreasonably withhold.

12. ALTERATIONS, ATTACHMENTS, AND SUPPLIES:

A. If Customer makes an alteration, attaches a device or utilizes a supply item that increases the cost of services, Vendor will either propose an additional service charge or request that the equipment be returned to its standard configuration or that use of the supply item be discontinued. If, within five (5) days of such proposal or request, Customer does not remedy the problem or agree in writing to do so within a reasonable amount of time, Vendor shall have the right to terminate this Agreement as provided herein. If Vendor believes that an alteration, attachment or supply item affects the safety of Vendor personnel or equipment users, Vendor shall notify Customer of the problem and may withhold maintenance until the problem is remedied.

B. Unless Customer has obtained title to the equipment free and clear of any Vendor security interest, Customer may not remove any ownership identification tags on the equipment or allow the equipment to become fixtures to real property.

13. ASSIGNMENT: The Vendor shall not assign, subcontract or otherwise transfer in whole or in part, its right or obligations under this Agreement without prior written consent of the Customer. Any attempted assignment or transfer without said consent shall be void and of no effect.

14. GOVERNING LAW: This Agreement shall be governed by and construed in accordance with the laws of the State of Mississippi, excluding its conflicts of laws provisions, and any litigation with respect thereto shall be brought in the courts of said state. The Vendor shall comply with applicable federal, state, and local laws and regulations.

15. NOTICE: Any notice required or permitted to be given under this Agreement shall be in writing and personally delivered or sent by certified United States mail, postage prepaid, return receipt requested, to the party to whom the notice should be given at the address set forth below. Notice shall be deemed given when actually received or when refused. The parties agree to promptly notify each other in writing of any change of address.

For the Vendor:	**For the Customer:**
Name **Shelby Turnage**	Name **Destiny McGinty**
Title **Account Executive**	Title **Technical Services Division Manager**
Address **990 North 16th Ave**	Address **300 Klondyke Street**
City, State, & Zip Code **Laurel, MS 39440**	City, State, & Zip Code **Hattiesburg, MS 39402**

16. WAIVER: Failure by the Customer at any time to enforce the provisions of this Agreement shall not be construed as a waiver of any such provisions. Such failure to enforce shall not affect the validity of this Agreement or any part thereof or the right of the Customer to enforce any provision at any time in accordance with its terms.

17. CAPTIONS: The captions or headings in this Agreement are for convenience only, and in no way define, limit or describe the scope or intent of any provision or section of this Agreement.

18. SEVERABILITY: If any term or provision of this Agreement is prohibited by the laws of the State of Mississippi or declared invalid or void by a court of competent jurisdiction, the remainder of this Agreement shall be valid and enforceable to the fullest extent permitted by law.

19. THIRD PARTY ACTION NOTIFICATION: Vendor shall give Customer prompt notice in writing of any action or suit filed, and prompt notice of any claim made against Vendor by any entity that may result in litigation related in any way to this Agreement.

20. AUTHORITY TO CONTRACT: Vendor warrants that it is a validly organized business with valid authority to enter into this Agreement and that entry into and performance under this Agreement is not restricted or prohibited by any loan,

security, financing, contractual or other agreement of any kind, and notwithstanding any other provision of this Agreement to the contrary, that there are no existing legal proceedings, or prospective legal proceedings, either voluntary or otherwise, which may adversely affect its ability to perform its obligations under this Agreement.

21. RECORD RETENTION AND ACCESS TO RECORDS: The Vendor agrees that the Customer or any of its duly authorized representatives at any time during the term of this Agreement shall have unimpeded, prompt access to and the right to audit and examine any pertinent books, documents, papers, and records of the Vendor related to the Vendor's charges and performance under this Agreement. All records related to this Agreement shall be kept by the Vendor for a period of three (3) years after final payment under this Agreement and all pending matters are closed unless the Customer authorizes their earlier disposition. However, if any litigation, claim, negotiation, audit or other action arising out of or related in any way to this Agreement has been started before the expiration of the three (3) year period, the records shall be retained for one (1) year after all issues arising out of the action are finally resolved. The Vendor agrees to refund to the Customer any overpayment disclosed by any such audit arising out of or related in any way to this Agreement.

22. EXTRAORDINARY CIRCUMSTANCES: If either party is rendered unable, wholly or in part, by reason of strikes, accidents, acts of God, weather conditions or any other acts beyond its control and without its fault or negligence to comply with any obligations or performance required under this Agreement, then such party shall have the option to suspend its obligations or performance hereunder until the extraordinary performance circumstances are resolved. If the extraordinary performance circumstances are not resolved within a reasonable period of time, however, the non-defaulting party shall have the option, upon prior written notice, of terminating the Agreement.

23. TERMINATION: This Agreement may be terminated as follows: (a) Customer and Vendor mutually agree to the termination, or (b) If either party fails to comply with the terms and conditions of this Agreement and that breach continues for thirty (30) days after the defaulting party receives written notice from the other party, then the non-defaulting party has the right to terminate this Agreement. The non-defaulting party may also pursue any remedy available to it in law or in equity. Upon termination, all obligations of Customer to make payments required hereunder shall cease.

24. AVAILABILITY OF FUNDS: It is expressly understood and agreed that the obligation of the Customer to proceed under this Agreement is conditioned upon the appropriation of funds by the Mississippi State Legislature and the receipt of state and/or federal funds. If the funds anticipated for the continuing fulfillment of the agreement are, at any time, not forthcoming or insufficient, either through the failure of the federal government to provide funds or of the State of Mississippi to appropriate funds or the discontinuance or material alteration of the program under which funds were provided or if funds are not otherwise available to the Customer, the Customer shall have the right upon ten (10) working days written notice to the Vendor, to terminate this Agreement without damage, penalty, cost or expenses to the Customer of any kind whatsoever. The effective date of termination shall be as specified in the notice of termination.

25. MODIFICATION OR RENEGOTIATION: This Agreement may be modified, altered or changed only by written agreement signed by the parties hereto. The parties agree to renegotiate the Agreement if federal, state and/or the Customer's revisions of any applicable laws or regulations make changes in this Agreement necessary.

26. WARRANTIES: Vendor warrants that the equipment, when operated according to the manufacturer's specifications and documented instructions, shall perform the functions indicated by the specifications and documented literature. Vendor may be held liable for any damages caused by failure of the equipment to function according to specifications and documented literature published by the manufacturer of the equipment.

27. E-VERIFY COMPLIANCE: If applicable, the Vendor represents and warrants that it will ensure its compliance with the Mississippi Employment Protection Act of 2008, Section 71-11-1, *et seq.* of the Mississippi Code Annotated (Supp 2008), and will register and participate in the status verification system for all newly hired employees. The term "employee" as used herein means any person that is hired to perform work within the State of Mississippi. As used herein, "status verification system" means the Illegal Immigration Reform and Immigration Responsibility Act of 1996 that is operated by the United States Department of Homeland Security, also known as the E-Verify Program, or any other successor electronic verification system replacing the E-Verify Program. The Vendor agrees to maintain records of such compliance and, upon request of the State and

approval of the Social Security Administration or Department of Homeland Security, where required, to provide a copy of each such verification to the Customer. The Vendor further represents and warrants that any person assigned to perform services hereafter meets the employment eligibility requirements of all immigration laws of these warranties, the breach of which may subject the Vendor to the following: (1) termination of this Agreement and ineligibility for any state or public contract in Mississippi for up to three (3) years, with notice of such cancellation/termination being made public, or (2) the loss of any license, permit, certification or other document granted to the Vendor by an agency, department or governmental entity for the right to do business in Mississippi for up to one (1) year, or (3) both --in the event of such cancellation/termination, the Vendor would also be liable for any additional costs incurred by the Customer due to the contract cancellation or loss of license or permit.

28. HARD DRIVE SECURITY: Vendor must properly format the hard drive, deleting all information, or replace the hard drive with a new hard drive prior to storing or re-selling the equipment. The Customer may request to retain the hard drive for a nominal fee. Vendor will supply written notification to the Customer that all data has been made inaccessible. This notification must be provided with forty-five (45) days of the equipment being returned to the Vendor.

29. ENTIRE AGREEMENT: This Agreement constitutes the entire agreement of the parties with respect to the equipment, software or services described herein and supersedes and replaces any and all prior negotiations, understandings and agreements, written or oral, between the parties relating hereto. No terms, conditions, understandings, usages of the trade, course of dealings or agreements, not specifically set out in this Agreement or incorporated herein, shall be effective or relevant to modify, vary, explain or supplement this Agreement.

30. TRANSPARENCY: This Agreement, including any accompanying exhibits, attachments, and appendices, is subject to the "Mississippi Public Records Act of 1983," codified as Section 25-61-1 et seq., Mississippi Code Annotated and exceptions found in Section 79-23-1 of the Mississippi Code Annotated (1972, as amended). In addition, this Agreement is subject to provisions of the Mississippi Accountability and Transparency Act of 2008 (MATA), codified as Section 27-104-151 of the Mississippi Code Annotated (1972, as amended). Unless exempted from disclosure due to a court-issued protective order, this Agreement is required to be posted to the Department of Finance and Administration's independent agency contract website for public access. Prior to posting the Agreement to the website, any information identified by the Vendor as trade secrets, or other proprietary information including confidential vendor information, or any other information which is required confidential by state or federal law or outside the applicable freedom of information statutes will be redacted. A fully executed copy of this Agreement shall be posted to the State of Mississippi's accountability website at: http://www.transparency.mississippi.gov.

31. COMPLIANCE WITH LAWS: The Vendor understands that the Customer is an equal opportunity employer and therefore maintains a policy which prohibits unlawful discrimination based on race, color, creed, sex, age, national origin, physical handicap, disability, genetic information, or any other consideration made unlawful by federal, state, or local laws. All such discrimination is unlawful and the Vendor agrees during the term of the Agreement that the Vendor will strictly adhere to this policy in its employment practices and provision of services. The Vendor shall comply with, and all activities under this Agreement shall be subject to, all applicable federal, State of Mississippi, and local laws and regulations, as now existing and as may be amended or modified.

EXHIBIT A
RENTAL AGREEMENT
FOR USE BY
MISSISSIPPI Agencies AND VENDORS
(Applicable to Equipment Rental Transactions)

The following, when signed by the Customer and the Vendor shall be considered to be a part of the Rental Agreement between the parties.

State Contract Number: 8200031429

Vendor Company Name: Toshiba Business Solutions GA/MS

Customer Agency Name: City Of Hattiesburg, MS dba Hattiesburg Police Dept.

Bill to Address: 300 Klondyke Street, Hattiesburg, MS 39402

Ship to Address: 300 Klondyke Street
Hattiesburg, MS 39402

Description of Equipment, Software, or Services	Price
1 ea. Lexmark XC8160 Color MFP System	$ 216.83

Delivery Schedule and Installation Date:

Rental Term: (Number of Months) 48 Month
Start Date:
End Date:

Modifications: Maintenance Agreement Includes all service parts and supplies (Toner and imaging kits)
B&W images Base cost $ 32.50 per month includes 5000 images per month overages billed at .0065 per copy
Color images Base cost $ -0- all images billes at .045 per copy

Vendor Signature

Customer Signature

For the faithful performance of the terms of this Agreement, the parties have caused this Agreement to be executed by their undersigned representatives.

Witness my signature this the _____ day of _____, 20____.

Vendor: Toshiba Business Solutions GA/MS

By: _____
Authorized Signature

Printed Name: Shelby Turnage

Title: Account Executive

WITNESS:

_____

_____

Witness my signature this the 6th day of February, 20 18.

Customer: City of Hattiesburg, MS

By: _____
Authorized Signature

Printed Name: Toby Barker

Title: Mayor

WITNESS:

_____

_____

City of Hattiesburg, MS

200 Forrest St.
P.O. Box 1898
Hattiesburg, MS 39401

Master

File Number: 2018-188

File ID:	2018-188	**Type:**	Regular Agenda Item	**Status:**	Agenda Ready
Version:	1	**Reference:**		**In Control:**	City Council
Requester:				**File Created:**	01/29/2018
Brief Title:	Acknowledge receipt of FEMA 2017 Annual Re-certification and Progress Report; authorize execution, nunc pro tunc.			**Final Action:**	
				Minute Book Number:	MB2018-34

Title:

Acknowledge receipt of Insurance Service Office Form CC-213 and progress report for the City of Hattiesburg's annual re-certification for the FEMA Community Rating System Program, 2017; authorize Mayor to execute same (nunc pro tunc).

Notes:			
		Agenda Date:	02/06/2018
Indexes:		**Agenda Number:**	VII.-2
Sponsors:		**Enactment Date:**	
Attachments:	MS HATTIESBURG 2018 Annual Recertification	**Enactment Number:**	
Contact:		**Meeting Date:**	02/06/2018
Drafter:	Ginger Maddox	**Effective Date:**	

History of Legislative File

Version:	Acting Body:	Date:	Action:	Sent To:	Due Date:	Return Date:	Result:
1	City Council	02/06/2018					

Text of Legislative File 2018-188

Title

Acknowledge receipt of Insurance Service Office Form CC-213 and progress report for the City of Hattiesburg's annual re-certification for the FEMA Community Rating System Program, 2017; authorize Mayor to execute same (nunc pro tunc).

Summary

Acknowledge receipt of FEMA 2017 Annual Re-certification and Progress Report; authorize execution, nunc pro tunc.

Budget Information

Expenditure Type

Purchasing Item

Publication Information

F.E.M.A.

C.R.S.

ANNUAL

RECERTIFICATION

EXHIBITS

Prepared by:
Nicholas Williams, C.R.S. Coordinator
January 26, 2018

OMB No. 1660-0022
Expires: September 30, 2013

Community HATTIESBURG, CITY OF State MS CID 280053

CC-213 Recertification

Date		
If there are any changes or corrections to the information below, please cross out the old item and write in the correction.		
	Chief Executive Officer	CRS Coordinator
Name	The Honorable Toby Barker	Ginger Lowrey
Title	Mayor of Hatiesburg	Planning Division Manager
Address	Post Office Box 1898	Post Office Box 1898
	Hattiesburg, MS 39401	Hattiesburg, MS 39401
Phone	(601)545-4501	(601)545-4599
E-mail	tbarker@hattiesburgms.com	glowrey@hattiesburgms.com

I hereby certify that The City of Hattiesburg is continuing to implement the activities on the attached pages as credited under the Community Rating System and described in our original application to the CRS and subsequent modifications.

I hereby certify that, to the best of my knowledge and belief, we are maintaining in force all flood insurance policies that have been required of us as a condition of federal financial assistance for insurable buildings owned by us and located in the Special Flood Hazard Area (SFHA) shown on our Flood Insurance Rate Map. I further understand that disaster assistance for any community-owned building located in the SFHA is reduced by the amount of National Flood Insurance Program (NFIP) flood insurance coverage (structure and contents) that a community should be carrying on the building, regardless of whether the community is carrying a policy.

Signed _____ (Chief Executive Officer)

Community Hattiesburg, City of State MS CID 280053

County Lamar/Forrest

COMMUNITY RATING SYSTEM ANNUAL RECERTIFICATION

Your community has been verified as receiving CRS credit for the following activities. If your community is still implementing these activities the CRS coordinator is required to put his or her initials in the blank and attach the appropriate items. The numbers refer to the activity number which is found in the CRS Coordinator's Manual. If the word "attached" is used you must provide documentation material for that activity. If no material has been acquired for that activity please explain why there is no material from the past year.

NW 310 EC: We are maintaining Elevation Certificates on all new and substantially improved buildings in our Special Flood Hazard Area, and make copies of Elevation Certificates available at our present office location. [____ Initial here if you have had no new construction or substantial improvements in the last year]

NW 310 EC: Attached is the permit list for new or substantially improved structures that have been completed in the last year. Exhibit A

NW 310 EC: Attached are the Elevation Certificates for new or substantially improved structures that have been completed in the last year that are included on the above permit list. Exhibit B

NW 320 MI 1: We are providing basic flood information to inquirers.

NW 320 MI: Attached is a copy of the publicity for the credited elements of this service this year. Exhibit C
no mailed - see add comments, but on file in office and available.

NW 320 MI: Attached is a copy of one page of the log, a letter, or other record that we kept on this service this year. Exhibit D

NW 320 MI: We are continuing to keep our FIRM updated and maintain old copies of our FIRM.

NW 330 OP: We continue to conduct or provide all credited outreach projects.

NW 340 ODR: People looking to purchase floodprone property are being advised of the flood hazard through our credited hazard disclosure measures.

NW 350 LIB/LPD: Our public library continues to maintain flood protection materials.

NW 350 WEB: We continue to conduct an annual review and update of the information and links in our flood protection website. Exhibit E

NW 360 PPA: We continue to provide flood protection advice to inquirers.

NW 360 PPA: Attached is a copy of the document that told others about this service this year. Exhibit C + F

Community Hattiesburg, City of State MS CID 280053

County Lamar/Forrest

COMMUNITY RATING SYSTEM ANNUAL RECERTIFICATION

NK 410 MAP: We continue to use our additional regulatory flood data before a new development can proceed in our floodplain.

NK 420 OSP: We continue to preserve our open space in the floodplain.

NK 430 We continue to enforce the floodplain management provisions of our zoning, subdivision and building code ordinances for which we are receiving credit. [____] Initial here if you have amended your floodplain regulations. Attach a copy of the amendment.

NK 430 RA-1: We continue to employ those staff credited for attaining their CFM, and those who have attended the credited training courses.

NK 440 AMD: We continue to use and update our flood data maintenance system on an annual basis as needed.

NK 450 SMR: We continue to enforce the stormwater management and low impact development provisions of our zoning, subdivision and building code ordinances for new developments in the watershed. [NK] Initial here if you have amended your stormwater management regulations. Attach a copy of the amendment. (Excerpts from new LDC) Exhibit G

NK 450 ESC/WQ: We continue to enforce the provisions of our zoning, subdivision and building codes as they pertain to erosion and sediment control and water quality.

NK 502 RL: We currently have 22 repetitive loss properties and send our notice to ____ properties in the repetitive loss areas.

add. See comments 502 RL: Attached is a copy of this year's notice on property protection, flood insurance and financial assistance that we sent to our repetitive loss areas.

NK 510 FMP: Attached is a copy of our floodplain management plan's annual progress and/or a copy of the annual progress report on the recommendations of the repetitive loss area analyses. Exhibit H

NK 510 FMP: We have provided copies of this progress report to our governing board, local media, and the state NFIP Coordinating office.

NK 520 AR: We continue to maintain as open space the lots where buildings were acquired or relocated out of the floodplain. [____] Initial here if there have been any changes (additions or deletions) to the parcels credited as open space. Attach a description of those changes.

NK 540 CDR: We continue to implement our drainage system maintenance program.

Community Hattiesburg, City of State MS CID 280053

County Lamar/Forrest

COMMUNITY RATING SYSTEM ANNUAL RECERTIFICATION

NVL 540 CDR: Attached is a copy of a typical inspection report and a copy of the record that shows that any needed maintenance was performed on the credited components of our drainage system. Exhibit I

NOTE: Please do not mail or ship packages that need a signature.

Additional Comments:

as stated in Mitigation Strategy 2a - due to major staff changes the mailouts were not done in 2017, but will resume by May 2018.

Attachments:

See List | Documents attached

Community Hattiesburg, City of State MS CID 280053

County Lamar/Forrest

COMMUNITY RATING SYSTEM ANNUAL RECERTIFICATION

CRS Program Data Table	A. In the SFHA	B. In a regulated floodplain outside the SFHA	C. In the rest of the community
1. Last report's number of buildings in the SFHA (bSF) (line 6, last report)	2034		
2. Number of new buildings constructed since last report	+ 0	NA	
3. Number of buildings removed/demolished since last report	− 15	NA	
4. Number of buildings affected by map revisions since last report (+ or –)	0	NA	
5. Number of buildings affected by corporate limits changes (+ or –)	0	NA	
6. Current total number of buildings in the SFHA (bSF) (total lines 1–5)	2019		
7. Number of substantial improvement/damage projects since last report	4	NA	
8. Number of repetitive loss properties mitigated since last report	0	NA	
9. Number of LOMRs and map revisions (not LOMAs) since last report	0		
10. Acreage of the SFHA (aSFHA) as of the last report (line 13, last report)	6948		
11. Acreage of area(s) affected by map revisions since last report (+ or –)	0	NA	
12. Acreage of area(s) affected by corporate limits changes (+ or –)	0	NA	
13. Current acreage of the SFHA (aSFHA) (total lines 10–12)	6948		
14. Primary source for building data: GIS & Energov (Permit Software), R3SM Data			
15. Primary source for area data: GIS			
16. Period covered: Jan 1, 2017 - Dec 31, 2017	Current FIRM date 3/2/10, 3/16/15		
If available, the following data would be useful:			
17. Number of new manufactured homes installed since last report	0		
18. Number of other new 1–4 family buildings constructed since last report			
19. Number of all other buildings constructed/installed since last report			

Comments:

(Please note the number of the line to which the comment refers.)

Community Hattiesburg, City of State MS CID 280053

County Lamar/Forrest

COMMUNITY RATING SYSTEM ANNUAL RECERTIFICATION

Instructions for CRS Program Data Table

At the first verification visit after the 2013 *CRS Coordinator's Manual* takes effect, ONLY LINES 6 AND 13 NEED TO BE COMPLETED. These lines form the baseline data about the number of buildings and area of the SFHA for when the table is completed as part of the next annual recertification. The "period covered" entered in line 16 is the date that lines 6 and 13 are first completed.

The entire table is completed at all subsequent annual recertifications and cycle verification visits. The information in lines 6 and 13 from the last report is transferred to lines 1 and 10 in the next report.

Instructions for the Columns

Column A numbers are for the SFHA (the A and V Zones shown on the Flood Insurance Rate Map) (FIRM)). Use the FIRM currently in effect, not a draft or pending revision.

Column B is completed only if the community receives CRS credit for regulating floodplain development outside the SFHA under Activity 410 (Floodplain Mapping) or Activity 430 (Higher Regulatory Standards).

Column C numbers help relate what happens in the floodplain to what is happening in the rest of the community.

Enter "0" if there are no numbers to report for this period. Do not leave a cell blank. Do not fill in the shaded boxes.

Instructions for the Lines

Lines 1-7 deal with buildings.

- Section 301.a of the *CRS Coordinator's Manual* defines what constitutes a "building" and lists examples of structures that are not counted as "buildings" by the CRS.
- Section 302.a of the *CRS Coordinator's Manual* describes how the CRS counts buildings. For example, accessory structures are not counted.
- As noted in Section 302.a, to determine building counts, communities may use any method that yields reasonably good estimates of the number of buildings. Examples of acceptable methods are listed in Section 302.a. Precision is less important for large numbers. For example, the impact of the numbers will not change much if there are 10,000 buildings or 10,100 buildings.
- If a building is out of the SFHA, but in a parcel that is partly in the SFHA, it is not counted in column A—In the SFHA.
- In line 14, note how the building counts were obtained or estimated. Use the comments area, if needed.

Line 4 refers to map revisions. These include physical map revisions, Letters of Map Revision (LOMR), and Letters of Map Amendment (LOMA). If a building is removed from the SFHA by FEMA through a LOMA, but the community still administers its floodplain management regulations on the property, the building should not be included in the line 4 count in column A—In the SFHA. However, communities that still regulate areas removed by LOMAs can receive credit under Activities 410 or 430. If the community is receiving such credit, the building should be counted under column B—In a regulated floodplain outside the SFHA.

Line 7 is for the total number of buildings that were substantially improved plus the number of buildings that were substantially damaged during the period covered.

Lines 10–13 deal with areas.

- Section 403.e of the *CRS Coordinator's Manual* discusses calculating areas for CRS purposes.

CRS Activity 510

Progress Report

Date this Report was Prepared: January 26, 2018

Name of Community: City of Hattiesburg

Name of Plan: Multi Hazard Mitigation Plan(MHMP) / Floodplain Management Plan (FMP)

Date of Adoption of Plan: MHMP – October 2007 FMP – October 1999

5 Year CRS Expiration Date: 2019

1. How can a copy of the original plan or area analysis report be obtained:
   Request to the CRS Coordinator through the Planning Department.

2. Describe how this evaluation report was prepared and how it was submitted to the governing body, released to the media, and made available to the public:
   Prepared by new CRS Coordinator with the assistance of the retired Floodplain Manager/ CRS Coordinator. It has been placed on the council's agenda for action February 6, 2017. It was made availabe to the media and the public through Legistar, a researchable program where all city council items are stored.

3. Provide a review of each recommendation or action item in the action plan or area analysis report, including a statement on how much was accomplished during the previous year:

See Attached ***(Exhibit H)***

4. Discuss why any objectives were not reached or why implementation is behind schedule:
   The annual mail out of our Flood Damage, Prevention and Reduction Brochure to every city resident.was not completed in 2017, due to major staff changes, including Mayor, Department Director and multiple support staff. However, in late October the City Council hired a retired Floodplain Manager and CRS Coordinator to come back to work and train new staff to get the City back on track with our flood related issues and reporting. We expect brochures to be mailed no later than the end of May, 2018.

5. What are the recommendations for new projects or revised recommendations?
   None at this time; however, the city plans to update the Floodplain Management Plan this year and incorporate it into the Multihazard Mitigation Plan which is scheduled to be revised by February 2019.

ATTACHED EXHIBITS LIST:

A. Permit List

B. Elevation Certificate Copies (4), Activity 310

C. Flood Damage Prevention and Reduction Brochure, Activity 320, 330, 340, 350, 360, 430, 502, 510, 540, 610 and Mitigation Strategy 2a.

D. Flood Insurance Rate Map Information (1 page log) Activity 320 and 360

E. Screenshot of Flood Information on Website Activitiy 350

F. Disaster Recovery Flyer Activity 360

G. Exerpts from New Land Development Code (Stormwater, Zoning, Sub-Divisions, Greenspace and Buffers)

H. Annual Progress Report, Activity 510

I. Drainage Inspection Report, Activity 540

2017 Permits in SFHA for Substantial Improvement or New construction

Sub or New	Case Number	Status	Comments	Main Address	Project Name	Assigned Date	Completed Dat	Assigned User
Sub - EC on file	CBLD-02-17-008497	Approved	Elevation Certificate on ...	410 E 6TH St	EUREKA SCHOOL REMODEL	2/7/2017	2/15/2017	Maddox, Ginger
Sub - EC on file	CBLD-04-17-008758	Approved	EC on file	1301 JAMES St	MAR-JAC POULTRY	4/4/2017	4/13/2017	Maddox, Ginger
Sub - EC on file	CBLD-07-17-009198	Approved	Elevation Certificates on ...	1301 JAMES St	MAR-JAC POULTRY	7/5/2017	7/6/2017	Maddox, Ginger
Sub - EC on file	CBLD-11-17-009805	Approved	First EC on file	1400 1/2 E HARDY St	ADDITION	11/29/2017	12/1/2017	Maddox, Ginger
Sub - EC on file	ELEC-03-17-008733	Approved	EC on file showing all li ...	915 WHITNEY St	REWIRE	3/29/2017	3/31/2017	Maddox, Ginger
Sub - EC on file	ELEC-07-17-009258	Approved	EC on file	915 WHITNEY St	REPAIR	7/19/2017	7/19/2017	Maddox, Ginger
Sub - EC on file	RESD-04-17-008807	Approved	EC on file showing all li ...	915 WHITNEY St	ROOFING	4/12/2017	4/13/2017	Maddox, Ginger
Sub - EC on file	RESD-05-17-008911	Approved		915 WHITNEY St	THE HOME DEPOT	5/2/2017	5/3/2017	Maddox, Ginger

EXHIBIT A

Elevation Certificate Summary Report

A2 Street	Street Prefix	Street Name	Street Type	A1 Owner Last Name	Owner First Name	Completed CD	Completed BUC	Completed FC	Part of LOMA	Additional Notes:	Data Verified By::
915		Whitney	Street	Goins	Bertha	☐	☐	☑	☐		nw
410	East	6th	Street	Hattiesburg Convention Co		☐	☐	☑	☐		nw
1301		James	Street	Mar-Jac Poultry, LLC		☐	☐	☑	☐		NW
1400	East	Hardy	Street	Walters	Gary	☑	☐	☐	☐		nw

4

EXHIBIT B

U.S. DEPARTMENT OF HOMELAND SECURITY
Federal Emergency Management Agency
National Flood Insurance Program

OMB No. 1660-0008
Expiration Date: November 30, 2018

ELEVATION CERTIFICATE

Important: Follow the instructions on pages 1–9.

Copy all pages of this Elevation Certificate and all attachments for (1) community official, (2) insurance agent/company, and (3) building owner.

SECTION A – PROPERTY INFORMATION		FOR INSURANCE COMPANY USE
A1. Building Owner's Name Bertha Goins		Policy Number:
A2. Building Street Address (including Apt., Unit, Suite, and/or Bldg. No.) or P.O. Route and Box No. 915 Whitney Street		Company NAIC Number:
City Hattiesburg	State Mississippi	ZIP Code 39401

A3. Property Description (Lot and Block Numbers, Tax Parcel Number, Legal Description, etc.)
Lot 4, Blk 3 of Yellow Pine Park Addition to City of Hattiesburg

A4. Building Use (e.g., Residential, Non-Residential, Addition, Accessory, etc.) Residential

A5. Latitude/Longitude: Lat. 31 20 19.85 Long. -89 17 20.52 Horizontal Datum: ☐ NAD 1927 ☒ NAD 1983

A6. Attach at least 2 photographs of the building if the Certificate is being used to obtain flood insurance.

A7. Building Diagram Number 8

A8. For a building with a crawlspace or enclosure(s):

a) Square footage of crawlspace or enclosure(s) 1,092 sq ft

b) Number of permanent flood openings in the crawlspace or enclosure(s) within 1.0 foot above adjacent grade 11

c) Total net area of flood openings in A8.b 1,144 sq in

d) Engineered flood openings? ☐ Yes ☒ No

A9. For a building with an attached garage:

a) Square footage of attached garage 300 sq ft

b) Number of permanent flood openings in the attached garage within 1.0 foot above adjacent grade 2

c) Total net area of flood openings in A9.b 224 sq in

d) Engineered flood openings? ☐ Yes ☒ No

SECTION B – FLOOD INSURANCE RATE MAP (FIRM) INFORMATION

B1. NFIP Community Name & Community Number	B2. County Name	B3. State
Hattiesburg, City of 280053	Forrest	Mississippi

B4. Map/Panel Number	B5. Suffix	B6. FIRM Index Date	B7. FIRM Panel Effective/ Revised Date	B8. Flood Zone(s)	B9. Base Flood Elevation(s) (Zone AO, use Base Flood Depth)
28035C0108	D	03/16/2015	03/02/2010	AE	147.9

B10. Indicate the source of the Base Flood Elevation (BFE) data or base flood depth entered in Item B9:
☐ FIS Profile ☒ FIRM ☐ Community Determined ☐ Other/Source:

B11. Indicate elevation datum used for BFE in Item B9: ☐ NGVD 1929 ☒ NAVD 1988 ☐ Other/Source:

B12. Is the building located in a Coastal Barrier Resources System (CBRS) area or Otherwise Protected Area (OPA)? ☐ Yes ☒ No

Designation Date: ☐ CBRS ☐ OPA

EXHIBIT B

ELEVATION CERTIFICATE

OMB No. 1660-0008
Expiration Date: November 30, 2018

IMPORTANT: In these spaces, copy the corresponding information from Section A.			FOR INSURANCE COMPANY USE
Building Street Address (including Apt., Unit, Suite, and/or Bldg. No.) or P.O. Route and Box No. 915 Whitney Street			Policy Number:
City Hattiesburg	State Mississippi	ZIP Code 39401	Company NAIC Number

SECTION C – BUILDING ELEVATION INFORMATION (SURVEY REQUIRED)

C1. Building elevations are based on: ☐ Construction Drawings* ☐ Building Under Construction* ☒ Finished Construction

*A new Elevation Certificate will be required when construction of the building is complete.

C2. Elevations – Zones A1–A30, AE, AH, A (with BFE), VE, V1–V30, V (with BFE), AR, AR/A, AR/AE, AR/A1–A30, AR/AH, AR/AO. Complete Items C2.a–h below according to the building diagram specified in Item A7. In Puerto Rico only, enter meters.

Benchmark Utilized: City of Hattiesburg MH A-232 Vertical Datum: 146.92 feet

Indicate elevation datum used for the elevations in items a) through h) below.

☐ NGVD 1929 ☒ NAVD 1988 ☐ Other/Source:

Datum used for building elevations must be the same as that used for the BFE.

		Check the measurement used.	
a) Top of bottom floor (including basement, crawlspace, or enclosure floor)	149.57	☒ feet	☐ meters
b) Top of the next higher floor	n/a	☒ feet	☐ meters
c) Bottom of the lowest horizontal structural member (V Zones only)	n/a	☒ feet	☐ meters
d) Attached garage (top of slab)	147.65	☒ feet	☐ meters
e) Lowest elevation of machinery or equipment servicing the building (Describe type of equipment and location in Comments)	146.5	☒ feet	☐ meters
f) Lowest adjacent (finished) grade next to building (LAG)	146.3	☒ feet	☐ meters
g) Highest adjacent (finished) grade next to building (HAG)	147.5	☒ feet	☐ meters
h) Lowest adjacent grade at lowest elevation of deck or stairs, including structural support	146.5	☒ feet	☐ meters

SECTION D – SURVEYOR, ENGINEER, OR ARCHITECT CERTIFICATION

This certification is to be signed and sealed by a land surveyor, engineer, or architect authorized by law to certify elevation information. *I certify that the information on this Certificate represents my best efforts to interpret the data available. I understand that any false statement may be punishable by fine or imprisonment under 18 U.S. Code, Section 1001.*

Were latitude and longitude in Section A provided by a licensed land surveyor? ☒ Yes ☐ No ☐ Check here if attachments.

Certifier's Name Jeff Pittman, P.E., P.L.S.	License Number PLS 02759	
Title President		
Company Name Pittman Engineers, Inc.		
Address 430 Old Richton Road		
City Petal	State Mississippi	ZIP Code 39465
Signature	Date 03/16/2017	Telephone (601) 582-8283

JEFF PITTMAN REGISTERED PROFESSIONAL ENGINEER AND LAND SURVEYOR PE - 13609 PLS - 2759 STATE OF MISSISSIPPI

Place Here

Copy all pages of this Elevation Certificate and all attachments for (1) community official, (2) insurance agent/company, and (3) building owner.

Comments (including type of equipment and location, per C2(e), if applicable)
Item C2(e) is a Gas meter located on South side of structure.
Centerline of street elevation in front of structure is 147.16 feet.

Section A9 and C2d reference an attached/enclosed garage/storage space. (Not used as living space) This Certificate is a Revision of the previous (dated 01/11/2017) to reflect the change in usage of this Section(s).

Photos are of the garage/storage space to show recently installed vents. See Certificate of 01/11/2017 for other Photos.

ELEVATION CERTIFICATE

OMB No. 1660-0008
Expiration Date: November 30, 2018

IMPORTANT: In these spaces, copy the corresponding information from Section A.			FOR INSURANCE COMPANY USE
Building Street Address (including Apt., Unit, Suite, and/or Bldg. No.) or P.O. Route and Box No. 915 Whitney Street			Policy Number:
City Hattiesburg	State Mississippi	ZIP Code 39401	Company NAIC Number

SECTION E – BUILDING ELEVATION INFORMATION (SURVEY NOT REQUIRED) FOR ZONE AO AND ZONE A (WITHOUT BFE)

For Zones AO and A (without BFE), complete Items E1–E5. If the Certificate is intended to support a LOMA or LOMR-F request, complete Sections A, B,and C. For Items E1–E4, use natural grade, if available. Check the measurement used. In Puerto Rico only, enter meters.

E1. Provide elevation information for the following and check the appropriate boxes to show whether the elevation is above or below the highest adjacent grade (HAG) and the lowest adjacent grade (LAG).

a) Top of bottom floor (including basement, crawlspace, or enclosure) is _____ . _____ ☐ feet ☐ meters ☐ above or ☐ below the HAG.

b) Top of bottom floor (including basement, crawlspace, or enclosure) is _____ . _____ ☐ feet ☐ meters ☐ above or ☐ below the LAG.

E2. For Building Diagrams 6–9 with permanent flood openings provided in Section A Items 8 and/or 9 (see pages 1–2 of Instructions), the next higher floor (elevation C2.b in the diagrams) of the building is _____ . _____ ☐ feet ☐ meters ☐ above or ☐ below the HAG.

E3. Attached garage (top of slab) is _____ . _____ ☐ feet ☐ meters ☐ above or ☐ below the HAG.

E4. Top of platform of machinery and/or equipment servicing the building is _____ . _____ ☐ feet ☐ meters ☐ above or ☐ below the HAG.

E5. Zone AO only: If no flood depth number is available, is the top of the bottom floor elevated in accordance with the community's floodplain management ordinance? ☐ Yes ☐ No ☐ Unknown. The local official must certify this information in Section G.

SECTION F – PROPERTY OWNER (OR OWNER'S REPRESENTATIVE) CERTIFICATION

The property owner or owner's authorized representative who completes Sections A, B, and E for Zone A (without a FEMA-issued or community-issued BFE) or Zone AO must sign here. The statements in Sections A, B, and E are correct to the best of my knowledge.

Property Owner or Owner's Authorized Representative's Name			
Address	City	State	ZIP Code
Signature	Date	Telephone	

Comments

☐ Check here if attachments.

ELEVATION CERTIFICATE

OMB No. 1660-0008
Expiration Date: November 30, 2018

IMPORTANT: In these spaces, copy the corresponding information from Section A.			FOR INSURANCE COMPANY USE
Building Street Address (including Apt., Unit, Suite, and/or Bldg. No.) or P.O. Route and Box No. 915 Whitney Street			Policy Number:
City Hattiesburg	State Mississippi	ZIP Code 39401	Company NAIC Number

SECTION G – COMMUNITY INFORMATION (OPTIONAL)

The local official who is authorized by law or ordinance to administer the community's floodplain management ordinance can complete Sections A, B, C (or E), and G of this Elevation Certificate. Complete the applicable item(s) and sign below. Check the measurement used in Items G8–G10. In Puerto Rico only, enter meters.

G1. ☐ The information in Section C was taken from other documentation that has been signed and sealed by a licensed surveyor, engineer, or architect who is authorized by law to certify elevation information. (Indicate the source and date of the elevation data in the Comments area below.)

G2. ☐ A community official completed Section E for a building located in Zone A (without a FEMA-issued or community-issued BFE) or Zone AO.

G3. ☐ The following information (Items G4–G10) is provided for community floodplain management purposes.

G4. Permit Number	G5. Date Permit Issued	G6. Date Certificate of Compliance/Occupancy Issued

G7. This permit has been issued for: ☐ New Construction ☐ Substantial Improvement

G8. Elevation of as-built lowest floor (including basement) of the building: _____.____ ☐ feet ☐ meters Datum _____

G9. BFE or (in Zone AO) depth of flooding at the building site: _____.____ ☐ feet ☐ meters Datum _____

G10. Community's design flood elevation: _____.____ ☐ feet ☐ meters Datum _____

Local Official's Name	Title
Community Name	Telephone
Signature	Date

Comments (including type of equipment and location, per C2(e), if applicable)

☐ Check here if attachments.

ELEVATION CERTIFICATE

BUILDING PHOTOGRAPHS

See Instructions for Item A6.

OMB No. 1660-0008
Expiration Date: November 30, 2018

IMPORTANT: In these spaces, copy the corresponding information from Section A.			FOR INSURANCE COMPANY USE
Building Street Address (including Apt., Unit, Suite, and/or Bldg. No.) or P.O. Route and Box No. 915 Whitney Street			Policy Number:
City Hattiesburg	State Mississippi	ZIP Code 39401	Company NAIC Number

If using the Elevation Certificate to obtain NFIP flood insurance, affix at least 2 building photographs below according to the instructions for Item A6. Identify all photographs with date taken; "Front View" and "Rear View"; and, if required, "Right Side View" and "Left Side View." When applicable, photographs must show the foundation with representative examples of the flood openings or vents, as indicated in Section A8. If submitting more photographs than will fit on this page, use the Continuation Page.

FRONT

Photo One

Photo One Caption

LEFT SIDE

Photo Two Caption

FEMA

NATIONAL FLOOD INSURANCE PROGRAM

ELEVATION CERTIFICATE

AND

INSTRUCTIONS

2015 EDITION

U.S. DEPARTMENT OF HOMELAND SECURITY
FEDERAL EMERGENCY MANAGEMENT AGENCY
National Flood Insurance Program

ELEVATION CERTIFICATE

Important: Read the instructions on pages 1–9.

OMB No. 1660-0008
Expiration Date: July 31, 2015

SECTION A – PROPERTY INFORMATION

FOR INSURANCE COMPANY USE
Policy Number:
Company NAIC Number:

A1. Building Owner's Name Hattiesburg Convention Commission

A2. Building Street Address (including Apt., Unit, Suite, and/or Bldg. No.) or P.O. Route and Box No.
410 E 6th Street
City Hattiesburg State MS ZIP Code 39401

A3. Property Description (Lot and Block Numbers, Tax Parcel Number, Legal Description, etc.)
Lots 1 & 2 & Part of Lot 3, Blk 113, Kamper & Whinnery 1st; PPIN 19029,19030, 23732

A4. Building Use (e.g., Residential, Non-Residential, Addition, Accessory, etc.) Non-Residential
A5. Latitude/Longitude: Lat. N31°20'05.1" Long. W89°17'27.5" Horizontal Datum: ☐ NAD 1927 ☒ NAD 1983
A6. Attach at least 2 photographs of the building if the Certificate is being used to obtain flood insurance.
A7. Building Diagram Number 8
A8. For a building with a crawlspace or enclosure(s):
a) Square footage of crawlspace or enclosure(s) 17124 sq ft
b) Number of permanent flood openings in the crawlspace or enclosure(s) within 1.0 foot above adjacent grade 9
c) Total net area of flood openings in A8.b 2,592 sq in
d) Engineered flood openings? ☐ Yes ☒ No

A9. For a building with an attached garage:
a) Square footage of attached garage n/a sq ft
b) Number of permanent flood openings in the attached garage within 1.0 foot above adjacent grade n/a
c) Total net area of flood openings in A9.b n/a sq in
d) Engineered flood openings? ☐ Yes ☒ No

SECTION B – FLOOD INSURANCE RATE MAP (FIRM) INFORMATION

B1. NFIP Community Name & Community Number	B2. County Name	B3. State
Hattiesburg, City of 280053	Forrest	MS

B4. Map/Panel Number	B5. Suffix	B6. FIRM Index Date	B7. FIRM Panel Effective/Revised Date	B8. Flood Zone(s)	B9. Base Flood Elevation(s) (Zone AO, use base flood depth)
28035C0108	D	03-02-2010	03-02-2010	AE	147.7

B10. Indicate the source of the Base Flood Elevation (BFE) data or base flood depth entered in Item B9.
☒ FIS Profile ☐ FIRM ☐ Community Determined ☐ Other/Source: _____
B11. Indicate elevation datum used for BFE in Item B9: ☐ NGVD 1929 ☒ NAVD 1988 ☐ Other/Source: _____
B12. Is the building located in a Coastal Barrier Resources System (CBRS) area or Otherwise Protected Area (OPA)? ☐ Yes ☒ No
Designation Date: _____ ☐ CBRS ☐ OPA

SECTION C – BUILDING ELEVATION INFORMATION (SURVEY REQUIRED)

C1. Building elevations are based on: ☐ Construction Drawings* ☐ Building Under Construction* ☒ Finished Construction
*A new Elevation Certificate will be required when construction of the building is complete.
C2. Elevations – Zones A1–A30, AE, AH, A (with BFE), VE, V1–V30, V (with BFE), AR, AR/A, AR/AE, AR/A1–A30, AR/AH, AR/AO. Complete Items C2.a–h below according to the building diagram specified in Item A7. In Puerto Rico only, enter meters.
Benchmark Utilized: USM CORS Station on GCGC Vertical Datum: NAVD 1988
Indicate elevation datum used for the elevations in items a) through h) below. ☐ NGVD 1929 ☒ NAVD 1988 ☐ Other/Source: _____
Datum used for building elevations must be the same as that used for the BFE.

		Check the measurement used.	
a) Top of bottom floor (including basement, crawlspace, or enclosure floor)	147.5	☒ feet	☐ meters
b) Top of the next higher floor	149.1	☒ feet	☐ meters
c) Bottom of the lowest horizontal structural member (V Zones only)	n/a	☐ feet	☐ meters
d) Attached garage (top of slab)	n/a	☐ feet	☐ meters
e) Lowest elevation of machinery or equipment servicing the building (Describe type of equipment and location in Comments)	151.0	☒ feet	☐ meters
f) Lowest adjacent (finished) grade next to building (LAG)	147.5	☒ feet	☐ meters
g) Highest adjacent (finished) grade next to building (HAG)	149.1	☒ feet	☐ meters
h) Lowest adjacent grade at lowest elevation of deck or stairs, including structural support	148.1	☒ feet	☐ meters

SECTION D – SURVEYOR, ENGINEER, OR ARCHITECT CERTIFICATION

This certification is to be signed and sealed by a land surveyor, engineer, or architect authorized by law to certify elevation information. *I certify that the information on this Certificate represents my best efforts to interpret the data available. I understand that any false statement may be punishable by fine or imprisonment under 18 U.S. Code, Section 1001.*

☒ Check here if comments are provided on back of form.
☒ Check here if attachments.
Were latitude and longitude in Section A provided by a licensed land surveyor? ☒ Yes ☐ No

NICHOLAS M. CONNOLLY REGISTERED PROFESSIONAL ENGINEER AND P.E. 12791 L.S. 2973 LAND SURVEYOR STATE OF MISSISSIPPI 4/2/2015

Certifier's Name Nicholas M. Connolly		License Number 2973
Title Prf. Surveyor	Company Name Shows, Dearman & Waits Inc	
Address 301 2nd Ave	City Hattiesburg	State MS ZIP Code 39401
Signature	Date 04-02-2015	Telephone 601.544.1821

FEMA Form 086-0-33 (7/12) See reverse side for continuation. Replaces all previous editions.

EXHIBIT ~~A~~ NW B

IMPORTANT: In these spaces, copy the corresponding information from Section A.	FOR INSURANCE COMPANY USE
Building Street Address (including Apt., Unit, Suite, and/or Bldg. No.) or P.O. Route and Box No. 410 E 6th Street	Policy Number:
City Hattiesburg State MS ZIP Code 39401	Company NAIC Number:

SECTION D – SURVEYOR, ENGINEER, OR ARCHITECT CERTIFICATION (CONTINUED)

Copy both sides of this Elevation Certificate for (1) community official, (2) insurance agent/company, and (3) building owner.

Comments C2.e. - Bottom of Electrical Panel
Grade at Centerline of Road in front of building 147.5 feet

Signature Date 04-02-2015

SECTION E – BUILDING ELEVATION INFORMATION (SURVEY NOT REQUIRED) FOR ZONE AO AND ZONE A (WITHOUT BFE)

For Zones AO and A (without BFE), complete Items E1–E5. If the Certificate is intended to support a LOMA or LOMR-F request, complete Sections A, B, and C. For Items E1–E4, use natural grade, if available. Check the measurement used. In Puerto Rico only, enter meters.

E1. Provide elevation information for the following and check the appropriate boxes to show whether the elevation is above or below the highest adjacent grade (HAG) and the lowest adjacent grade (LAG).
a) Top of bottom floor (including basement, crawlspace, or enclosure) is _____._____ ☐ feet ☐ meters ☐ above or ☐ below the HAG.
b) Top of bottom floor (including basement, crawlspace, or enclosure) is _____._____ ☐ feet ☐ meters ☐ above or ☐ below the LAG.

E2. For Building Diagrams 6–9 with permanent flood openings provided in Section A Items 8 and/or 9 (see pages 8–9 of Instructions), the next higher floor (elevation C2.b in the diagrams) of the building is _____._____ ☐ feet ☐ meters ☐ above or ☐ below the HAG.

E3. Attached garage (top of slab) is _____._____ ☐ feet ☐ meters ☐ above or ☐ below the HAG.

E4. Top of platform of machinery and/or equipment servicing the building is _____._____ ☐ feet ☐ meters ☐ above or ☐ below the HAG.

E5. Zone AO only: If no flood depth number is available, is the top of the bottom floor elevated in accordance with the community's floodplain management ordinance? ☐ Yes ☐ No ☐ Unknown. The local official must certify this information in Section G.

SECTION F – PROPERTY OWNER (OR OWNER'S REPRESENTATIVE) CERTIFICATION

The property owner or owner's authorized representative who completes Sections A, B, and E for Zone A (without a FEMA-issued or community-issued BFE) or Zone AO must sign here. The statements in Sections A, B, and E are correct to the best of my knowledge.

Property Owner's or Owner's Authorized Representative's Name

Address City State ZIP Code

Signature Date Telephone

Comments

☐ Check here if attachments.

SECTION G – COMMUNITY INFORMATION (OPTIONAL)

The local official who is authorized by law or ordinance to administer the community's floodplain management ordinance can complete Sections A, B, C (or E), and G of this Elevation Certificate. Complete the applicable item(s) and sign below. Check the measurement used in Items G8–G10. In Puerto Rico only, enter meters.

G1. ☐ The information in Section C was taken from other documentation that has been signed and sealed by a licensed surveyor, engineer, or architect who is authorized by law to certify elevation information. (Indicate the source and date of the elevation data in the Comments area below.)

G2. ☐ A community official completed Section E for a building located in Zone A (without a FEMA-issued or community-issued BFE) or Zone AO.

G3. ☐ The following information (Items G4–G10) is provided for community floodplain management purposes.

G4. Permit Number	G5. Date Permit Issued	G6. Date Certificate Of Compliance/Occupancy Issued

G7. This permit has been issued for: ☐ New Construction ☐ Substantial Improvement

G8. Elevation of as-built lowest floor (including basement) of the building: _____._____ ☐ feet ☐ meters Datum _____

G9. BFE or (in Zone AO) depth of flooding at the building site: _____._____ ☐ feet ☐ meters Datum _____

G10. Community's design flood elevation: _____._____ ☐ feet ☐ meters Datum _____

Local Official's Name Title

Community Name Telephone

Signature Date

Comments

☐ Check here if attachments.

Building Photographs

See Instructions for Item A6.

IMPORTANT: In these spaces, copy the corresponding information from Section A.

			FOR INSURANCE COMPANY USE
Building Street Address (including Apt., Unit, Suite, and/or Bldg. No.) or P.O. Route and Box No. 410 E 6th Street			Policy Number:
City Hattiesburg	State MS	ZIP Code 39401	Company NAIC Number:

If using the Elevation Certificate to obtain NFIP flood insurance, affix at least 2 building photographs below according to the instructions for Item A6. Identify all photographs with date taken; "Front View" and "Rear View"; and, if required, "Right Side View" and "Left Side View." When applicable, photographs must show the foundation with representative examples of the flood openings or vents, as indicated in Section A8. If submitting more photographs than will fit on this page, use the Continuation Page.

Front View (04-01-2015)

Left Side View (04-01-2015)

Building Photographs

Continuation Page

IMPORTANT: In these spaces, copy the corresponding information from Section A.

Building Street Address (including Apt., Unit, Suite, and/or Bldg. No.) or P.O. Route and Box No. 410 E 6th Street	FOR INSURANCE COMPANY USE Policy Number:
City Hattiesburg State MS ZIP Code 39401	Company NAIC Number:

If submitting more photographs than will fit on the preceding page, affix the additional photographs below. Identify all photographs with: date taken; "Front View" and "Rear View"; and, if required, "Right Side View" and "Left Side View." When applicable, photographs must show the foundation with representative examples of the flood openings or vents, as indicated in Section A8.

Rear View (04-01-2015)

Right Side View (04-01-2015)

U.S. DEPARTMENT OF HOMELAND SECURITY
FEDERAL EMERGENCY MANAGEMENT AGENCY
National Flood Insurance Program

ELEVATION CERTIFICATE

IMPORTANT: Follow the instructions on pages 1–9.

OMB No. 1660-0008
Expiration Date: July 31, 2015

SECTION A – PROPERTY INFORMATION

FOR INSURANCE COMPANY USE
Policy Number:
Company NAIC Number:

A1. Building Owner's Name: Mar-Jac Poultry, LLC

A2. Building Street Address (including Apt., Unit, Suite, and/or Bldg. No.) or P.O. Route and Box No.: 1301 James Street

City: Hattiesburg State: MS ZIP Code: 39401

A3. Property Description (Lot and Block Numbers, Tax Parcel Number, Legal Description, etc.): Expansion - see attached legal description and comments section

A4. Building Use (e.g., Residential, Non-Residential, Addition, Accessory, etc.): Industrial

A5. Latitude/Longitude: Lat. N31.306452 Long. W89.277272 Horizontal Datum: ☐ NAD 1927 ☒ NAD 1983

A6. Attach at least 2 photographs of the building if the Certificate is being used to obtain flood insurance. n/a

A7. Building Diagram Number 1B

A8. For a building with a crawlspace or enclosure(s):
a) Square footage of crawlspace or enclosure(s): N/A sq ft
b) Number of permanent flood openings in the crawlspace or enclosure(s) within 1.0 foot above adjacent grade: N/A
c) Total net area of flood openings in A8.b: N/A sq in
d) Engineered flood openings? ☐ Yes ☐ No

A9. For a building with an attached garage:
a) Square footage of attached garage: N/A sq ft
b) Number of permanent flood openings in the attached garage within 1.0 foot above adjacent grade: N/A
c) Total net area of flood openings in A9.b: N/A sq in
d) Engineered flood openings? ☐ Yes ☐ No

SECTION B – FLOOD INSURANCE RATE MAP (FIRM) INFORMATION

B1. NFIP Community Name & Community Number			B2. County Name		B3. State
City of Hattiesburg 280053			Forrest County		MS
B4. Map/Panel Number	B5. Suffix	B6. FIRM Index Date	B7. FIRM Panel Effective/ Revised Date	B8. Flood Zone(s)	B9. Base Flood Elevation(s) (Zone AO, use base flood depth)
28035C00117	E	March 16, 2015	March 16, 2015	A	145.25

B10. Indicate the source of the Base Flood Elevation (BFE) data or base flood depth entered in Item B9:
☐ FIS Profile ☐ FIRM ☐ Community Determined ☒ Other/Source: Contour Interpolation

B11. Indicate elevation datum used for BFE in Item B9: ☐ NGVD 1929 ☐ NAVD 1988 ☒ Other/Source: Contour Interpolation

B12. Is the building located in a Coastal Barrier Resources System (CBRS) area or Otherwise Protected Area (OPA)? ☐ Yes ☒ No
Designation Date: n/a / ____ / ____ ☐ CBRS ☐ OPA

SECTION C – BUILDING ELEVATION INFORMATION (SURVEY REQUIRED)

C1. Building elevations are based on: ☐ Construction Drawings* ☐ Building Under Construction* ☒ Finished Construction
*A new Elevation Certificate will be required when construction of the building is complete.

C2. Elevations – Zones A1–A30, AE, AH, A (with BFE), VE, V1–V30, V (with BFE), AR, AR/A, AR/AE, AR/A1–A30, AR/AH, AR/AO. Complete Items C2.a–h below according to the building diagram specified in Item A7. In Puerto Rico only, enter meters.

Benchmark Utilized: ____ Vertical Datum: ____

Indicate elevation datum used for the elevations in items a) through h) below. ☐ NGVD 1929 ☒ NAVD 1988 ☐ Other/Source: ____
Datum used for building elevations must be the same as that used for the BFE.

		Check the measurement used.	
a) Top of bottom floor (including basement, crawlspace, or enclosure floor)	147.9	☒ feet	☐ meters
b) Top of the next higher floor	n/a	☐ feet	☐ meters
c) Bottom of the lowest horizontal structural member (V Zones only)	n/a	☐ feet	☐ meters
d) Attached garage (top of slab)	n/a	☐ feet	☐ meters
e) Lowest elevation of machinery or equipment servicing the building (Describe type of equipment and location in Comments)	147.0	☒ feet	☐ meters
f) Lowest adjacent (finished) grade next to building (LAG)	144.7	☒ feet	☐ meters
g) Highest adjacent (finished) grade next to building (HAG)	147.9	☒ feet	☐ meters
h) Lowest adjacent grade at lowest elevation of deck or stairs, including structural support	n/a	☐ feet	☐ meters

SECTION D – SURVEYOR, ENGINEER, OR ARCHITECT CERTIFICATION

This certification is to be signed and sealed by a land surveyor, engineer, or architect authorized by law to certify elevation information. *I certify that the information on this Certificate represents my best efforts to interpret the data available. I understand that any false statement may be punishable by fine or imprisonment under 18 U.S. Code, Section 1001.*

☐ Check here if comments are provided on back of form.
☒ Check here if attachments.

Were latitude and longitude in Section A provided by a licensed land surveyor? ☒ Yes ☐ No

Certifier's Name		License Number
Mark Boyd Peters, PE		11835
Title: President	Company Name: Britt, Peters & Associates, Inc.	
Address: 101 Falls Park Drive, Suite 601	City: Greenville / State: SC	ZIP Code: 29601
Signature: Mark B Peters	Date: 7/20/17	Telephone: 864-271-8869

MARK B. PETERS REGISTERED PROFESSIONAL ENGINEER 11835 STATE OF MISSISSIPPI 7-20-17

EXHIBIT B

IMPORTANT: In these spaces, copy the corresponding information from Section A.			FOR INSURANCE COMPANY USE
Building Street Address (including Apt., Unit, Suite, and/or Bldg. No.) or P.O. Route and Box No. 1301 James Street			Policy Number:
City Hattiesburg	State MS	ZIP Code 39401	Company NAIC Number:

SECTION D – SURVEYOR, ENGINEER, OR ARCHITECT CERTIFICATION (CONTINUED)

Copy both sides of this Elevation Certificate for (1) community official, (2) insurance agent/company, and (3) building owner.

Comments This is for the entire project (Phase 1 & Phase 2 - shipping dock, MDM dock, de-bone, marination and processing plant) as depicted on the enclosed survey. The highest centerline of James Street elevation is 146.0 in front of the building. See attached BFE development documentation. Refer to Elevation Survey dated 6-14-17 attached.

Signature [signature] Date 7/20/17

SECTION E – BUILDING ELEVATION INFORMATION (SURVEY NOT REQUIRED) FOR ZONE AO AND ZONE A (WITHOUT BFE)

For Zones AO and A (without BFE), complete Items E1–E5. If the Certificate is intended to support a LOMA or LOMR-F request, complete Sections A, B, and C. For Items E1–E4, use natural grade, if available. Check the measurement used. In Puerto Rico only, enter meters.

E1. Provide elevation information for the following and check the appropriate boxes to show whether the elevation is above or below the highest adjacent grade (HAG) and the lowest adjacent grade (LAG).

a) Top of bottom floor (including basement, crawlspace, or enclosure) is _____ . _____ ☐ feet ☐ meters ☐ above or ☐ below the HAG.

b) Top of bottom floor (including basement, crawlspace, or enclosure) is _____ . _____ ☐ feet ☐ meters ☐ above or ☐ below the LAG.

E2. For Building Diagrams 6–9 with permanent flood openings provided in Section A Items 8 and/or 9 (see pages 8–9 of Instructions), the next higher floor (elevation C2.b in the diagrams) of the building is _____ . _____ ☐ feet ☐ meters ☐ above or ☐ below the HAG.

E3. Attached garage (top of slab) is _____ . _____ ☐ feet ☐ meters ☐ above or ☐ below the HAG.

E4. Top of platform of machinery and/or equipment servicing the building is _____ . _____ ☐ feet ☐ meters ☐ above or ☐ below the HAG.

E5. Zone AO only: If no flood depth number is available, is the top of the bottom floor elevated in accordance with the community's floodplain management ordinance? ☐ Yes ☐ No ☐ Unknown. The local official must certify this information in Section G.

SECTION F – PROPERTY OWNER (OR OWNER'S REPRESENTATIVE) CERTIFICATION

The property owner or owner's authorized representative who completes Sections A, B, and E for Zone A (without a FEMA-issued or community-issued BFE) or Zone AO must sign here. The statements in Sections A, B, and E are correct to the best of my knowledge.

Property Owner or Owner's Authorized Representative's Name

Address City State ZIP Code

Signature Date Telephone

Comments

☐ Check here if attachments.

SECTION G – COMMUNITY INFORMATION (OPTIONAL)

The local official who is authorized by law or ordinance to administer the community's floodplain management ordinance can complete Sections A, B, C (or E), and G of this Elevation Certificate. Complete the applicable item(s) and sign below. Check the measurement used in Items G8–G10. In Puerto Rico only, enter meters.

G1. ☐ The information in Section C was taken from other documentation that has been signed and sealed by a licensed surveyor, engineer, or architect who is authorized by law to certify elevation information. (Indicate the source and date of the elevation data in the Comments area below.)

G2. ☐ A community official completed Section E for a building located in Zone A (without a FEMA-issued or community-issued BFE) or Zone AO.

G3. ☐ The following information (Items G4–G10) is provided for community floodplain management purposes.

G4. Permit Number	G5. Date Permit Issued	G6. Date Certificate Of Compliance/Occupancy Issued

G7. This permit has been issued for: ☐ New Construction ☐ Substantial Improvement

G8. Elevation of as-built lowest floor (including basement) of the building: _____ . _____ ☐ feet ☐ meters Datum _____

G9. BFE or (in Zone AO) depth of flooding at the building site: _____ . _____ ☐ feet ☐ meters Datum _____

G10. Community's design flood elevation: _____ . _____ ☐ feet ☐ meters Datum _____

Local Official's Name Title

Community Name Telephone

Signature Date

Comments

☐ Check here if attachments.

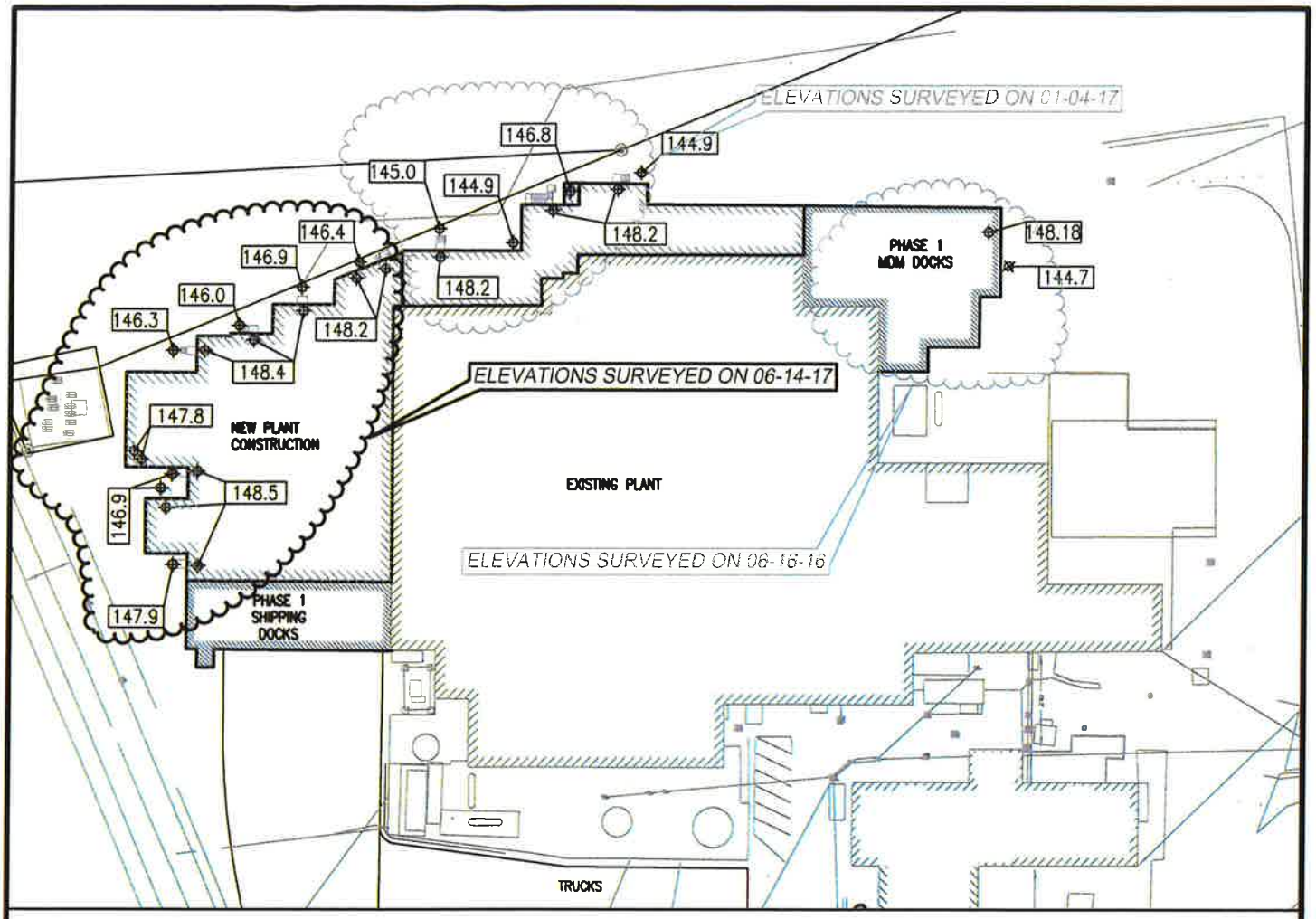

NOTES:

1) ELEVATIONS SHOWN REFERENCE NAVD 88 (G12)
2) NGS BENCHMARK UTILIZED PID: DN4029, ELEV. 162.1
3) THIS IS AN UPDATED ELEVATION SURVEY OF THE PREVIOUS SURVEY PERFORMED ON 06-16-16 & 01-04-17 BY FORD ENGINEERING SERVICES, PLLC.

N

1" = 100'

PREPARED BY

SOUTH COAST GEOSERVICES
SURVEYING · UTILITY LOCATING · MAPPING

P.O. BOX 497 PURVIS, MS 39475
PHONE: (601)270-4982

ELEVATION SURVEY

Mar-Jac Plant Expansion
1301 James Street
Hattiesburg, MS

CLASS OF SURVEY: N/A	SURVEYED BY: JAS
DATE OF SURVEY: 06-14-17	DRAWN BY: JAS
SCALE OF SURVEY: 1" = 100'	
BEARINGS DETERMINED BY: PLAN	

JED A. SELLERS
LICENSED PROFESSIONAL SURVEYOR
PS-3039
STATE OF MISSISSIPPI

DEVELOPING
BASE FLOOD ELEVATION
for

Mar-Jac Plant Expansion
1301 James Street
Hattiesburg, MS 39401

BRITT, PETERS
AND
ASSOCIATES
INC.
consulting engineers

MARK B. PETERS
REGISTERED PROFESSIONAL
ENGINEER
11835
12-21-15
STATE OF MISSISSIPPI

101 FALLS PARK DRIVE, SUITE 601
GREENVILLE, SC 29601
BPA#150257

Project Narrative:

Mar Jac Poultry, LLC is proposing to expand its operations at their existing facility located at 1301 James Street. Proposed construction will affect several parcels which combine for a total site of 18.3 acres. There will be 2 phases for this project. Portions of Phase 1 and Phase 2 will be built within the FEMA designated Zone A without an assigned elevation (F.I.R.M. Community Panel Number 28035C0117E with an effective date March 16, 2015.

BFE Determination:

A topographic survey was produced by the Mississippi licensed surveyor American Surveying & Mapping, Inc. for this project. The contour interval is 0.5'. The FEMA map was overlaid on the survey in order to develop the Base Flood Elevation (BFE) using the Contour Interpolation Method.

BFE (North side) = 145.0

BFE (South side) = 145.25

Developed BFE = 145.0 + 0.25 (1/2 contour interval) = 145.25

Refer to the attached sketch for associated BFE interpolations.

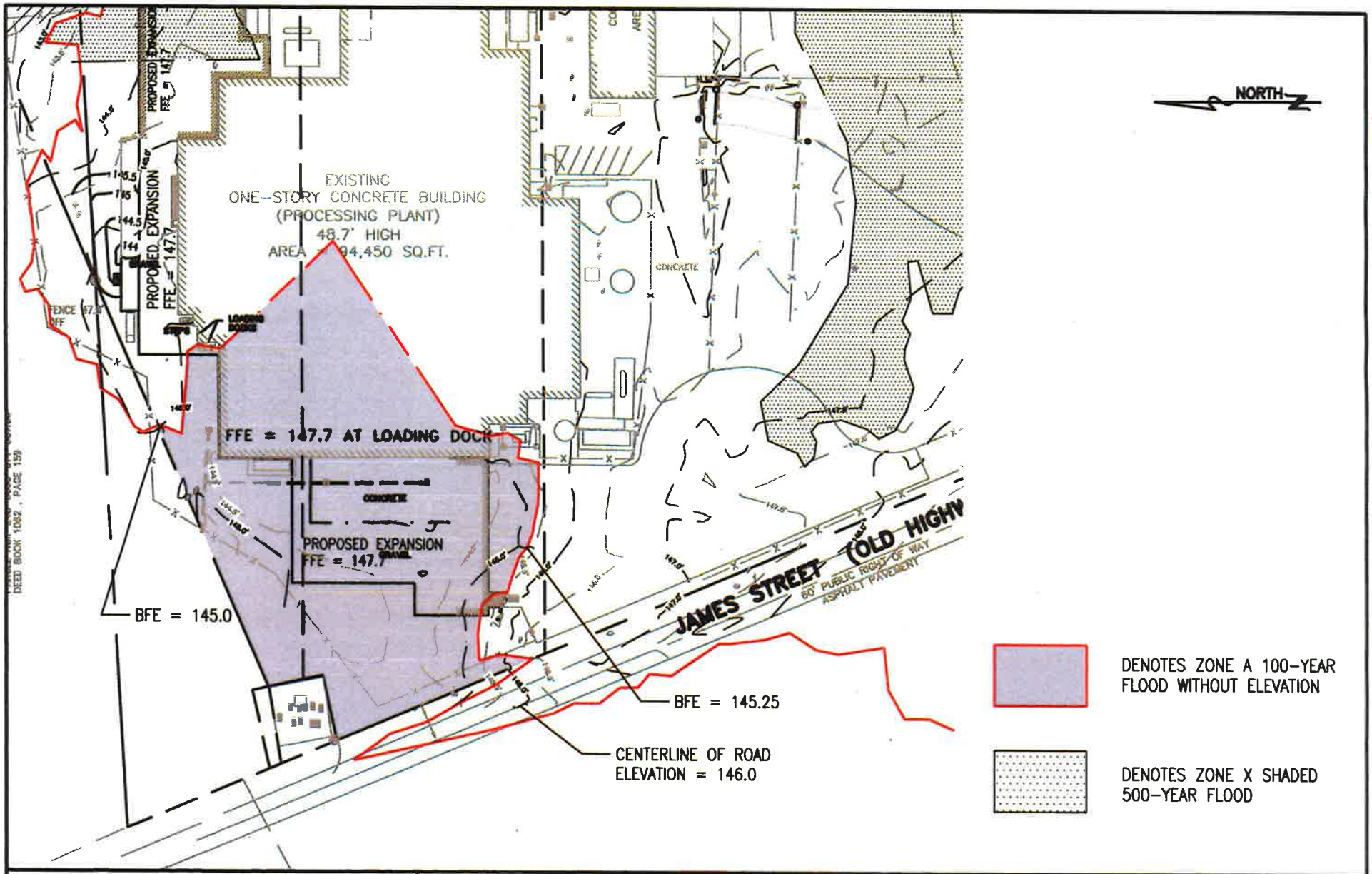

BRITT PETERS
AND ASSOCIATES, INC.
101 Falls Park Drive
Suite 601
Greenville, SC 29601
Phone: (864) 271-8869
Fax: (864) 233-5140
WEB: www.brittpeters.com

BFE DEVELOPMENT

(CONTOUR INTERPOLATION)

MAR JAC 2015 PLANT EXPANSION
HATTIESBURG, MS

Scale:	1" = 100'
Date:	12.21.15
Job Number:	150257
Sketch:	1 of 1

AS TO TRACT 1, BOOK 717, PAGE 70:

A PART OF THE SOUTHWEST QUARTER (SW 1/4) OF SECTION 14, TOWNSHIP 4 NORTH, RANGE 13 WEST, FORREST COUNTY, MISSISSIPPI, MORE PARTICULARLY DESCRIBED AS FOLLOWS: COMMENCING AT THE INTERSECTION OF THE EAST RIGHT-OF-WAY LINE OF THE FORMER MISSISSIPPI CENTRAL RAILROAD NOW ILLINOIS CENTRAL RAILROAD COMPANY AND THE SOUTH LINE OF SAID SECTION 14, THENCE RUN EAST 394.8 FEET, THENCE RUN NORTH 568.2 FEET TO THE POINT OF BEGINNING, THENCE RUN NORTH 29 DEGREES EAST 648.4 FEET, THENCE RUN NORTH 470 FEET TO THE CENTER OF BURKETT'S CREEK, THENCE RUN SOUTH 59 DEGREES WEST AND ALONG THE CENTER OF SAID CREEK 100 FEET, THENCE RUN SOUTH 83 DEGREES 15 MINUTES WEST AND ALONG THE CENTER OF SAID CREEK 55 FEET, THENCE RUN SOUTH 53 DEGREES 15 MINUTES WEST AND ALONG THE CENTER OF SAID CREEK 78 FEET, THENCE RUN SOUTH 65 DEGREES 15 MINUTES WEST AND ALONG THE CENTER OF SAID CREEK 132 FEET, THENCE RUN SOUTH 2 DEGREES 30 MINUTES WEST AND ALONG THE CENTER OF SAID CREEK 60 FEET, THENCE RUN SOUTH 42 DEGREES 30 MINUTES WEST AND ALONG THE CENTER OF SAID CREEK 96 FEET, THENCE RUN NORTH 56 DEGREES WEST AND ALONG THE CENTER OF SAID CREEK 66 FEET, THENCE RUN SOUTH 51 DEGREES WEST AND ALONG THE CENTER OF SAID CREEK 55 FEET, THENCE RUN NORTH 42 DEGREES 45 MINUTES WEST AND ALONG THE CENTER OF SAID CREEK 90 FEET, THENCE RUN NORTH 59 DEGREES 30 MINUTES WEST AND ALONG THE CENTER OF SAID CREEK 109 FEET, THENCE RUN NORTH 55 DEGREES WEST AND ALONG THE CENTER OF SAID CREEK 79.5 FEET TO A POINT ON THE EAST RIGHT-OF-WAY LINE OF SAID RAILROAD; THENCE RUN SOUTH AND ALONG THE SAID RIGHT-OF-WAY 684 FEET, MORE OR LESS, TO THE NORTH BOUNDARY LINE OF PROPERTY CONVEYED BY GRANTOR TO HATTIESBURG GROCERY COMPANY, BY DEED DATED OCTOBER 19, 1976; THENCE EAST ALONG SAID NORTH BOUNDARY LINE 400 FEET TO THE NORTHEAST CORNER OF PROPERTY CONVEYED TO SAID HATTIESBURG GROCERY COMPANY; THENCE SOUTH TO THE POINT OF BEGINNING.

LESS AND EXCEPT QUITCLAIM DEED FROM MARSHAL DURBIN POULTRY CO., INC. TO UNIVERSITY OF SOUTHERN MISSISSIPPI FOUNDATION, DATED AUGUST 22, 1994, RECORDED SEPTEMBER 8, 1994 IN BOOK 718, PAGE 56, FORREST COUNTY, MISSISSIPPI RECORDS, AND BEING MORE PARTICULARLY DESCRIBED AS FOLLOWS:

COMMENCE AT THE INTERSECTION OF THE EAST RIGHT-OF-WAY LINE OF FORMER MISSISSIPPI CENTRAL RAILROAD, NOW ILLINOIS CENTRAL RAILROAD COMPANY, AND THE SOUTH LINE OF SECTION 14, TOWNSHIP 4 NORTH, RANGE 13 WEST, FORREST COUNTY, MISSISSIPPI, AND RUN EAST FOR 394.80 FEET; THENCE RUN NORTH FOR 568.20 FEET TO A 3/4' REBAR; THENCE RUN NORTH 29 DEGREES 00 MINUTES 00 SECONDS EAST FOR 648.20 FEET TO A 3/4" REBAR; THENCE RUN NORTH FOR 69.26 FEET TO A 3/4" IRON PIPE AND THE POINT OF BEGINNING; FROM THE POINT OF BEGINNING RUN NORTH 41 DEGREES 51 MINUTES 51 SECONDS

WEST FOR 148.43 FEET TO A 3/4" IRON PIPE; THENCE RUN WEST FOR 386.23 FEET TO THE CENTERLINE OF BURKETT'S CREEK; THENCE RUN NORTH 38 DEGREES 48 MINUTES 25 SECONDS EAST ALONG SAID CENTERLINE FOR 74.49 FEET; THENCE RUN SOUTH 74 DEGREES 47 MINUTES 46 SECONDS EAST ALONG SAID CENTERLINE FOR 87.84 FEET; THENCE RUN NORTH 04 DEGREES 05 MINUTES 06 SECONDS EAST ALONG SAID CENTERLINE FOR 34.62 FEET; THENCE RUN NORTH 24 DEGREES 01 MINUTE 20 SECONDS WEST ALONG SAID CENTERLINE FOR 66.45 FEET; THENCE RUN SOUTH 86 DEGREES 04 MINUTES 40 SECONDS EAST ALONG SAID CENTERLINE FOR I 09.90 FEET; THENCE RUN NORTH 33 DEGREES 48 MINUTES 48 SECONDS EAST ALONG SAID CENTERLINE FOR 131.98 FEET; THENCE RUN NORTH 84 DEGREES 34 MINUTES. 27 SECONDS EAST ALONG SAID CENTERLINE FOR 89.81 FEET; THENCE RUN NORTH 51 DEGREES 06 MINUTES 13 SECONDS EAST ALONG SAID CENTERLINE FOR 110.41 FEET; THENCE RUN SOUTH FOR 420.74 FEET BACK TO THE POINT OF BEGINNING, SAID PARCEL OF LAND IS PART OF THE SOUTHWEST QUARTER (SW 1/4) OF SECTION 14, TOWNSHIP 4 NORTH, RANGE 13
WEST, FORREST COUNTY, MISSISSIPPI, AND CONTAINS 1.84 ACRES, MORE OR LESS.

AS TO TRACT 2, BOOK 715, PAGE 566:

TWO PARCELS OF LAND LOCATED IN THE SOUTHWEST QUARTER (SW 1/4) OF SECTION 14, TOWNSHIP 4 NORTH, RANGE 13 WEST, OF THE ST. STEPHEN'S MERIDIAN AT HATTIESBURG, FORREST COUNTY, MISSISSIPPI, DESCRIBED AS FOLLOWS:

PARCEL NO. I: COMMENCING AT THE INTERSECTION OF THE SOUTH LINE OF SAID SECTION 14 AND A LINE THAT LIES PARALLEL TO AND 50 FEET EASTERLY FROM THE CENTERLINE OF THE ILLINOIS CENTRAL GULF RAILROAD COMPANY'S CENTRAL DISTRICT MAIN TRACKS; THENCE RUN NORTHERLY, ALONG THE LAST SAID PARALLEL LINE FOR 50 FEET TO THE POINT OF BEGINNING; THENCE CONTINUING NORTHERLY RUN ALONG THE LAST SAID PARALLEL LINE, FOR 750 FEET; THENCE RUN EASTERLY, AT A RIGHT ANGLE, PARALLEL TO THE LAST SAID SOUTH LINE, FOR 350 FEET; THENCE RUN SOUTHERLY, AT A RIGHT ANGLE, PARALLEL TO SAID CENTERLINE OF MAIN TRACK, FOR 700 FEET; THENCE RUN SOUTHWESTERLY, AT AN ANGLE TO THE RIGHT OF 45 DEGREES, FOR 70.7 FEET; THENCE RUN WESTERLY, AT AN ANGLE TO THE RIGHT OF 45 DEGREES, BEING PARALLEL TO AND 50 FEET NORTHERLY FROM SAID SOUTH LINE OF SECTION 14, FOR 300 FEET, TO THE POINT OF BEGINNING;

PARCEL NO.2: BEGINNING AT THE INTERSECTION OF THE SOUTH LINE OF SAID SECTION 14 AND A LINE THAT LIES PARALLEL TO AND 50 FEET EASTERLY FROM THE CENTERLINE OF THE ILLINOIS CENTRAL GULF RAILROAD COMPANY'S CENTRAL DISTRICT MAIN TRACK; THENCE RUN NORTHERLY, ALONG THE LAST SAID PARALLEL LINE, FOR 50 FEET; THENCE RUN EASTERLY, PARALLEL TO AND 50 FEET NORTHERLY FROM THE SAID SOUTH LINE OF SECTION 14, FOR 300 FEET;

THENCE RUN NORTHEASTERLY, AT AN ANGLE TO THE LEFT OF 45 DEGREES, FOR 70.7 FEET; THENCE RUN NORTHERLY, AT AN ANGLE TO THE LEFT OF 45 DEGREES, PARALLEL TO SAID CENTERLINE OF MAIN TRACK, FOR 700 FEET TO A POINT, SAID POINT BEING THE NORTHEASTERLY COMER OF PARCEL NO. 1; THENCE RUN EASTERLY, AT A RIGHT ANGLE, FOR 44.8 FEET; THENCE RUN SOUTHERLY, AT A RIGHT ANGLE, FOR 800 FEET TO THE SAID SOUTH LINE OF SECTION 14; THENCE RUN WESTERLY, ALONG THE LAST SAID SOUTH LINE, FOR 394.8 FEET TO THE POINT OF BEGINNING;

TOGETHER WITH ALL IMPROVEMENTS THEREON AND APPURTENANCES THEREUNTO BELONGING;

AS TO TRACT 3, BOOK 307, PAGE 485:

A PART OF THE SOUTHWEST QUARTER OF THE SOUTHWEST QUARTER OF SECTION 14, TOWNSHIP 4 NORTH, RANGE 13 WEST, FORREST COUNTY, MISSISSIPPI, MORE PARTICULARLY DESCRIBED AS COMMENCING AT THE SOUTHEAST COMER OF SAID SOUTHWEST QUARTER OF THE SOUTHWEST QUARTER AND RUN THENCE WEST 105 FEET, MORE OR LESS, TO THE POINT OF INTERSECTION OFTHE WEST LINE OF THE RIGHT OF WAY OF THE MISSISSIPPI CENTRAL RAILROAD COMPANY AND THE SOUTH LINE OF SAID SECTION 14, AND THENCE RUN NORTH ALONG THE WEST LINE OF SAID RAILROAD RIGHT OF WAY A DISTANCE OF 442 FEET TO AND FOR A POINT OF BEGINNING; AND FROM SAID POINT OF BEGINNING RUN THENCE NORTH ALONG THE WEST LINE OF SAID RAILROAD RIGHT OF WAY A DISTANCE OF 695.8 FEET; RUN THENCE WEST A DISTANCE OF 725.7 FEET TO THE NORTH-EASTERLY BOUNDARY LINE OF THE RIGHT OF WAY OF OLD MISSISSIPPI U.S. HIGHWAY NO. 49; RUN THENCE IN A SOUTHEASTERLY DIRECTION ALONG THE NORTHEASTERLY BOUNDARY LINE OF SAID HIGHWAY RIGHT OF WAY A DISTANCE OF 754.8 FEET; AND THENCE RUN EAST A DISTANCE OF 433.2 FEET TO SAID POINT OF BEGINNING, CONTAINING 9.26 ACRES, MORE OR LESS;

TOGETHER WITH ALL IMPROVEMENTS THEREON AND APPURTENANCES THEREUNTO BELONGING;

AS TO TRACT 4, BOOK 557, PAGE 553 (LEASEHOLD):

PARCEL NO. 1: A PART OF THE WEST HALF OF THE SOUTHWEST QUARTER OF SECTION 14, TOWNSHIP 4 NORTH, RANGE 13 WEST, FORREST COUNTY, MISSISSIPPI, MORE PARTICULARLY DESCRIBED AS COMMENCING AT THE SOUTHEAST CORNER OF THE SOUTHWEST QUARTER OF THE SOUTHWEST QUARTER OF SAID SECTION 14 AND RUN THENCE WEST 100 FEET, MORE OR LESS, TO THE POINT OF INTERSECTION OF THE WEST LINE OF THE RIGHT OF WAY OF THE MISSISSIPPI CENTRAL RAILROAD COMPANY AND THE SOUTH LINE OF SAID SECTION 14 AND RUN THENCE NORTH ALONG THE WEST LINE OF SAID RAILROAD RIGHT OF WAY A DISTANCE OF 1137.8 FEET TO AND FOR A POINT OF

BEGINNING; AND FROM SAID POINT OF BEGINNING THENCE RUN NORTH ALONG THE WEST LINE OF SAID RAILROAD RIGHT OF WAY A DISTANCE OF 366 FEET; RUN THENCE SOUTH 86 DEGREES, 55 MINUTES WEST A DISTANCE OF 860.8 FEET TO THE NORTHEASTERLY BOUNDARY LINE OF THE RIGHT OF WAY OF OLD MISSISSIPPI U. S. HIGHWAY NO. 49; RUN THENCE IN A SOUTHEASTERLY DIRECTION ALONG THE NORTHEASTERLY BOUNDARY LINE OF SAID HIGHWAY RIGHT OF WAY A DISTANCE OF 34 7.1 FEET; AND RUN THENCE EAST A DISTANCE OF 725.7 FEET TO SAID POINT OF BEGINNING; LESS AND EXCEPT, FIRST, A PARCEL USED AS A CEMETERY, A PART OF WHICH IS SITUATED IN THE ABOVE DESCRIBED LAND, WHICH FIRST EXCEPTED PARCEL IS DESCRIBED AS COMMENCING AT THE NORTHEAST CORNER OF THE SOUTHWEST QUARTER OF THE SOUTHWEST QUARTER OF SAID SECTION 14 AND RUN THENCE WEST A DISTANCE OF 845 FEET TO THE POINT OF BEGINNING OF SAID FIRST EXCEPTED PARCEL AND FROM SAID POINT OF BEGINNING RUN THENCE NORTH 39.6 FEET; RUN THENCE WEST 58.8 FEET; RUN THENCE SOUTH 54.78 FEET; RUN, THENCE EAST A DISTANCE OF 58.8 FEET AND RUN THENCE NORTH A DISTANCE OF I 5. I 3 FEET TO THE POINT OF BEGINNING OF SAID FIRST EXCEPTED PARCEL; AND ALSO, LESS AND EXCEPT, SECONDLY, A PART OF THE NORTHWEST QUARTER OF THE SOUTHWEST QUARTER OF SECTION 14, TOWNSHIP 4 NORTH, RANGE 13 WEST, FORREST COUNTY, MISSISSIPPI, BEING MORE DEFINITELY AND PARTICULARLY DESCRIBED AS FOLLOWS, TO-WIT; COMMENCING AT THE SOUTHEAST CORNER OF THE SOUTHWEST QUARTER OF THE SOUTHWEST QUARTER OF SAID SECTION, TOWNSHIP AND RANGE, RUN THENCE WEST A DISTANCE OF I 00 FEET, MORE OR LESS, TO A POINT ON THE WEST RIGHT OF WAY LINE OF THE MISSISSIPPI CENTRAL RAILROAD, RUN THENCE NORTH AND ALONG SAID WEST RIGHT OF WAY LINE, OF SAID MISSISSIPPI CENTRAL RAILROAD A DISTANCE OF 1503.8 FEET, RUN THENCE SOUTH 86 DEGREES 55 MINUTES WEST A DISTANCE OF 440.8 FEET TO AND FOR A POINT OF BEGINNING OF SAID SECONDLY EXCEPTED PARCEL OF LAND, AND FROM THIS POINT OF BEGINNING RUN THENCE SOUTH 67 DEGREES WEST A DISTANCE OF 342.5 FEET TO A FENCE CORNER, SAID CORNER BEING THE NORTHEAST CORNER OF A PRIVATE CEMETERY, RUN THENCE IN A SOUTHWESTERLY DIRECTION AND ALONG SAID CEMETERY FENCE A DISTANCE OF 56.4 FEET TO A POINT ON THE NORTHEASTERLY RIGHT OF WAY LINE OF THAT CERTAIN PAVED PUBLIC ROAD VARIOUSLY REFERRED TO AND IDENTIFIED AS OLD HIGHWAY NO. 49 AND/OR JAMES STREET IN THE CITY OF HATTIESBURG, MISSISSIPPI, RUN THENCE IN A NORTHWESTERLY DIRECTION AND ALONG SAID NORTHEASTERLY RIGHT OF WAY LINE OF SAID PUBLIC ROAD A DISTANCE OF 131 FEET AND RUN THENCE NORTH 86 DEGREES 55 MINUTES EAST A DISTANCE OF 420 FEET TO THE POINT OF BEGINNING; SAID SECONDLY EXCEPTED PARCEL OF LAND CONTAINING, IN THE AGGREGATE, 0.61 ACRES, MORE OR LESS; THE LAND ABOVE DESCRIBED COVETED BY THIS CONVEYANCE CONTAINING 5.59 ACRES, MORE OR LESS; TOGETHER WITH ALL OF THE BUILDINGS, IMPROVEMENTS AND APPURTENANCES LOCATED UPON, BELONGING TO AND CONSTITUTING A PART OF THE LAND HEREINABOVE DESCRIBED.

AND ALSO:

PARCEL NO. II: A PART OF THE NORTHWEST QUARTER OF THE SOUTHWEST QUARTER OF SECTION 14, TOWNSHIP 4 NORTH, RANGE 13 WEST, FORREST COUNTY, MISSISSIPPI, BEING MORE DEFINITELY AND PARTICULARLY DESCRIBED AS FOLLOWS, TO-WIT: COMMENCING AT THE SOUTHEAST CORNER OF THE SOUTHWEST QUARTER OF THE SOUTHWEST QUARTER OF SAID SECTION, TOWNSHIP AND RANGE, RUN THENCE WEST A DISTANCE OF 100 FEET, MORE OR LESS, TO A POINT ON THE WEST RIGHT OF WAY LINE OF THE MISSISSIPPI CENTRAL RAILROAD, RUN THENCE NORTH AND ALONG SAID WEST RIGHT OF WAY LINE OF SAID MISSISSIPPI CENTRAL RAILROAD A DISTANCE OF 1503.8 FEET TO AND FOR A POINT OF BEGINNING OF THE PARCEL OF LAND HEREIN DESCRIBED, AND FROM THIS POINT OF BEGINNING RUN THENCE SOUTH 86 DEGREES 55 MINUTES WEST A DISTANCE OF 440.8 FEET, RUN THENCE NORTH 67 DEGREES EAST A DISTANCE OF 324 FEET, RUN THENCE SOUTH 81 DEGREES 15 MINUTES EAST A DISTANCE OF 143.7 FEET AND RUN THENCE SOUTH 85.5 FEET TO THE POINT OF BEGINNING; SAID PARCEL OF LAND CONTAINING, IN THE AGGREGATE, 0.64 ACRES, MORE OR LESS;

AND ALSO:

PARCEL NO. III:

A PART OFTHE SOUTHWEST QUARTER OF THE SOUTHWEST QUARTER OF SECTION 14, TOWNSHIP 4 NORTH, RANGE 13 WEST, FORREST COUNTY, MISSISSIPPI, MORE PARTICULARLY DESCRIBED AS COMMENCING AT THE SOUTHEAST CORNER OF SAID SOUTHWEST QUARTER OFTHE SOUTHWEST QUARTER AND RUN THENCE WEST 100 FEET, MORE OR LESS, TO THE POINT OF INTERSECTION OFTHE WEST LINE OF THE RIGHT OF WAY OF THE MISSISSIPPI CENTRAL RAILROAD COMPANY AND THE SOUTH LINE OF SAID SECTION 14 TO AND FOR A POINT OF BEGINNING; AND FROM SAID POINT OF BEGINNING RUN THENCE NORTH ALONG THE WEST LINE OF SAID RAILROAD RIGHT OF WAY A DISTANCE OF 442 FEET; RUN THENCE WEST A DISTANCE OF 433.2 FEET TO THE NORTHEASTERLY BOUNDARY LINE OF THE RIGHT OF WAY OF OLD MISSISSIPPI U.S. HIGHWAY NO. 49; RUN THENCE IN A SOUTHEASTERLY DIRECTION ALONG THE NORTHEASTERLY BOUNDARY LINE OF SAID HIGHWAY RIGHT OF WAY A DISTANCE OF 4 79.5 FEET TO THE SOUTH LINE OF SAID SECTION 14; AND RUN THENCE EAST ALONG THE SOUTH LINE OF SAID SECTION 14 A DISTANCE OF 247.4 FEET TO SAID POINT OF BEGINNING, CONTAINING 3.45 ACRES, MORE OR LESS; TOGETHER WITH ALL OF THE BUILDINGS, IMPROVEMENTS AND APPURTENANCES LOCATED UPON, BELONGING TO AND CONSTITUTING A PART OF THE LAND HEREINABOVE DESCRIBED.

U.S. DEPARTMENT OF HOMELAND SECURITY
Federal Emergency Management Agency
National Flood Insurance Program

OMB No. 1660-0008
Expiration Date: November 30, 2018

ELEVATION CERTIFICATE

Important: Follow the instructions on pages 1–9

Copy all pages of this Elevation Certificate and all attachments for (1) community official, (2) insurance agent/company, and (3) building owner.

SECTION A – PROPERTY INFORMATION

	FOR INSURANCE COMPANY USE
A1. Building Owner's Name Gary Walters	Policy Number:
A2. Building Street Address (including Apt., Unit, Suite, and/or Bldg. No.) or P.O. Route and Box No. 1400 1/2 East Hardy Street	Company NAIC Number:

City	State	ZIP Code
Hattiesburg	Mississippi	39401

A3. Property Description (Lot and Block Numbers, Tax Parcel Number, Legal Description, etc.)
Tax Parcel 2-030L-11-153.00

A4. Building Use (e.g., Residential, Non-Residential, Addition, Accessory, etc.) Non-Residential

A5. Latitude/Longitude: Lat. 31.3252 Long. 89.2764 Horizontal Datum: ☐ NAD 1927 ☒ NAD 1983

A6. Attach at least 2 photographs of the building if the Certificate is being used to obtain flood insurance.

A7. Building Diagram Number 1B

A8. For a building with a crawlspace or enclosure(s):

a) Square footage of crawlspace or enclosure(s) _____ sq ft

b) Number of permanent flood openings in the crawlspace or enclosure(s) within 1.0 foot above adjacent grade _____

c) Total net area of flood openings in A8.b _____ sq in

d) Engineered flood openings? ☐ Yes ☐ No

A9. For a building with an attached garage:

a) Square footage of attached garage _____ sq ft

b) Number of permanent flood openings in the attached garage within 1.0 foot above adjacent grade _____

c) Total net area of flood openings in A9.b _____ sq in

d) Engineered flood openings? ☐ Yes ☐ No

SECTION B – FLOOD INSURANCE RATE MAP (FIRM) INFORMATION

B1. NFIP Community Name & Community Number	B2. County Name	B3. State
City of Hattiesburg 2800530109E	Forrest	Mississippi

B4. Map/Panel Number	B5. Suffix	B6. FIRM Index Date	B7. FIRM Panel Effective/ Revised Date	B8. Flood Zone(s)	B9. Base Flood Elevation(s) (Zone AO, use Base Flood Depth)
28035C0109	E	03/16/2015	03/16/2015	AE	145.4

B10. Indicate the source of the Base Flood Elevation (BFE) data or base flood depth entered in Item B9:
☐ FIS Profile ☒ FIRM ☐ Community Determined ☐ Other/Source: _____

B11. Indicate elevation datum used for BFE in Item B9: ☐ NGVD 1929 ☒ NAVD 1988 ☐ Other/Source: _____

B12. Is the building located in a Coastal Barrier Resources System (CBRS) area or Otherwise Protected Area (OPA)? ☐ Yes ☒ No
Designation Date: _____ ☐ CBRS ☐ OPA

RECEIVED
AUG 03 2017
BY: AR

EXHIBIT B

ELEVATION CERTIFICATE

OMB No. 1660-0008
Expiration Date: November 30, 2018

IMPORTANT: In these spaces, copy the corresponding information from Section A.

FOR INSURANCE COMPANY USE

Building Street Address (including Apt., Unit, Suite, and/or Bldg No) or P O. Route and Box No.
1400 1/2 East Hardy Street

Policy Number

City	State	ZIP Code
Hattiesburg	Mississippi	39401

Company NAIC Number

SECTION C – BUILDING ELEVATION INFORMATION (SURVEY REQUIRED)

C1. Building elevations are based on: ☒ Construction Drawings* ☐ Building Under Construction* ☐ Finished Construction

*A new Elevation Certificate will be required when construction of the building is complete

C2. Elevations – Zones A1–A30, AE, AH, A (with BFE), VE, V1–V30, V (with BFE), AR, AR/A, AR/AE, AR/A1–A30, AR/AH, AR/AO. Complete Items C2.a–h below according to the building diagram specified in Item A7 In Puerto Rico only, enter meters.

Benchmark Utilized: Flynt Office BM Vertical Datum: NAD 1988

Indicate elevation datum used for the elevations in items a) through h) below.

☐ NGVD 1929 ☒ NAVD 1988 ☐ Other/Source:

Datum used for building elevations must be the same as that used for the BFE.

		Check the measurement used	
a) Top of bottom floor (including basement, crawlspace, or enclosure floor)	148.32	☒ feet	☐ meters
b) Top of the next higher floor	N/A	☒ feet	☐ meters
c) Bottom of the lowest horizontal structural member (V Zones only)	N/A	☒ feet	☐ meters
d) Attached garage (top of slab)	N/A	☒ feet	☐ meters
e) Lowest elevation of machinery or equipment servicing the building (Describe type of equipment and location in Comments)	N/A	☒ feet	☐ meters
f) Lowest adjacent (finished) grade next to building (LAG)	144.2	☒ feet	☐ meters
g) Highest adjacent (finished) grade next to building (HAG)	146.3	☒ feet	☐ meters
h) Lowest adjacent grade at lowest elevation of deck or stairs, including structural support	N/A	☒ feet	☐ meters

SECTION D – SURVEYOR, ENGINEER, OR ARCHITECT CERTIFICATION

This certification is to be signed and sealed by a land surveyor, engineer, or architect authorized by law to certify elevation information. *I certify that the information on this Certificate represents my best efforts to interpret the data available. I understand that any false statement may be punishable by fine or imprisonment under 18 U.S Code, Section 1001.*

Were latitude and longitude in Section A provided by a licensed land surveyor? ☒ Yes ☐ No ☒ Check here if attachments.

Certifier's Name	License Number	
R. Allen Flynt	PS-01762	
Title: Professional Surveyor		
Company Name: Flynt and Associates, PLLC		
Address: 518 Old Richton Road		
City: Petal	State: Mississippi	ZIP Code: 39465
Signature: R. Allen Flynt	Date: 07/25/2017	Telephone: (601) 582-1818

Place Seal Here

Copy all pages of this Elevation Certificate and all attachments for (1) community official, (2) insurance agent/company, and (3) building owner

Comments (including type of equipment and location, per C2(e), if applicable)
Flood certificate for 24' x 50' (1,200 square foot) show room expansion toward E. Hardy Street

The centerline of Davis Street due east of the south line of the existing building is at elevation 141 70.
The centerline of East Hardy due south of the center of the existing building is at elevation 144 88

ELEVATION CERTIFICATE

BUILDING PHOTOGRAPHS

See Instructions for Item A6

OMB No 1660-0008
Expiration Date: November 30, 2018

IMPORTANT: In these spaces, copy the corresponding information from Section A.			FOR INSURANCE COMPANY USE
Building Street Address (including Apt., Unit, Suite, and/or Bldg. No.) or P.O. Route and Box No. 1400 1/2 East Hardy Street			Policy Number:
City Hattiesburg	State Mississippi	ZIP Code 39401	Company NAIC Number

If using the Elevation Certificate to obtain NFIP flood insurance, affix at least 2 building photographs below according to the instructions for Item A6. Identify all photographs with date taken; "Front View" and "Rear View"; and, if required, "Right Side View" and "Left Side View." When applicable, photographs must show the foundation with representative examples of the flood openings or vents, as indicated in Section A8. If submitting more photographs than will fit on this page, use the Continuation Page.

Photo One

Photo One Caption Front View

Photo Two

Photo Two Caption Right Side View

GENERAL INFORMATION 360-PPA

This brochure is mailed annually to provide flood safety information, and requirements for development within designated flood areas, to all property owners and residents of the City of Hattiesburg. The current flood maps for the City of Hattiesburg became effective on March 2, 2010, and reflect the most accurate data available. If you are unsure of the status of your property, please contact the City of Hattiesburg Planning Division at the number provided on this brochure. Floodplain maps, reference materials, elevation certificate records, and other floodplain information are available in the Planning and Land Code Departments located at City Hall, as well as the City of Hattiesburg website. Additional reference materials are also available at the Hattiesburg Public Library and the U.S.M. Cook Memorial Library. 340 OOR

FLOOD INSURANCE 340-OOR

The City of Hattiesburg has enacted and enforces ordinances designed to minimize the severity of future flood damages. By doing so, relatively low cost flood insurance is made available from the Federal government through licensed property insurance agents. This insurance may be obtained to cover future flood related losses to most structures and their contents. **FLOOD DAMAGE IS NOT COVERED BY NORMAL HOMEOWNERS' INSURANCE. YOU DO NOT HAVE TO LIVE IN A FLOOD ZONE TO PURCHASE FLOOD INSURANCE.**

THE FLOOD HAZARD 330-OP

The flood hazard in Hattiesburg comes primarily from the Leaf River and its tributary Creeks including: Gordon, Mixon, Burkett and Priest. Some areas experience local flooding not directly associated with a river or creek. Floods in Hattiesburg are of relatively short duration.

After an intense rainfall, flood waters can rise at a rate of two to three feet per hour reaching maximum stage in two hours (or less). Flood waters in some areas of the city can attain substantial velocities. April 6, 1983 was the last flood involving major river flooding with a river stage of 29.19 ft, and over 32 million dollars in damage. Flash flooding, caused by intense rainfall from a thunderstorm or several thunderstorms, is the more prevalent form of flooding in Hattiesburg and has the capability to tear out trees, destroy buildings, and wash out bridges

FLOOD SAFETY 360-PPA

Flooding presents many personal safety hazards which you should consider and take the necessary precautions. Among these:

- Turn off your electricity by tripping the circuit breakers or removing fuses.
- Turn off natural gas connections.
- Plan a safe escape route to higher ground.
- Stay away from the banks of ditches or streams which may be unstable.
- Do not attempt to cross a flooded stream on foot or by car. (strong currents or deep water may not be evident on the surface).
- Do not attempt to cross a flooded street or side walk. Water does not have to be deep to float a car or to cause you to lose your footing.
- Do not attempt to go outside or drive during a flash flood. Sight-seeing by foot, motor vehicle or 4-wheelers is dangerous. STAY INSIDE - more lives are lost due to flash flooding than any other type flooding.

FLOOD WARNING SYSTEM 610 - ETR

The Emergency Management District maintains gauges on the Leaf River and Gordon's Creek, which are read daily. The National Weather Service network is also monitored on a 24 hour/ 7 day basis.

In the event of a flood, the Emergency Management District will immediately notify all local television and radio stations, local schools, government offices, etc.

PROTECTION ASSISTANCE 360-PPA

Many buildings can be protected against flooding by "retrofitting". Retrofitting is the process of changing an existing structure in some manner. It includes techniques such as waterproofing walls and doors (used where flood elevations on the structure can withstand the pressure exerted by the water), adding waterproof fences (usually brick or concrete) with sealing gates, and even elevating the building above flood levels. Emergency measures you can take during a flood which will help reduce property damage include:

- Place furniture on beds, then place personal items on top of the furniture.
- Anchor, secure or weigh down items which may float or move and become "battering rams."
- Move cardboard and newspapers to high ground. Otherwise, they may disinter grate and/or clog drains when the flood waters recede.
- Remove wood drawers from built-ins (cabinets, etc.) and furniture. The wood can swell when wet and damage the unit.
- Place glass items in plastic bags to prevent pieces from spreading if breakage occurs.
- Put chemicals (insecticides, weed killers, those that give off heat, explosive or toxic gases when exposed to water) in waterproof containers and remove to high areas of building.
- Protect valuable machinery and equipment by enclosing them in waterproof containers. Weigh down large appliances with sandbags. When appropriate, appliances such as dishwashers, washing machines and horizontal freezers, should be filled with clean water.

360 PPA

- **IF** a qualified structural engineer has determined your structure can withstand the anticipated flood water depths, seal off all water entry points. Otherwise, let the flood water in by allowing all doors (inside and out) and windows to remain open when you expect flood waters to rise above table height on the first floor.
- Sandbag entry ways to prevent water from entering structure due to traffic driving through flooded streets.
- Avoid backflow of sewer lines by closing off all sewer line entries into the house. If this is a somewhat regular occurrence during heavy rains, you may consider installing a backflow prevention device on your sewer line. If you have a backflow prevention valve, be sure it is properly maintained.
- Disconnect the electrical supply of heavy, unmovable appliances. All appliances must be disconnected prior to reestablishing electrical service. Getting around debris or wreckage to get to electrical outlets after a flood may be difficult and/or dangerous.
- Do not place or build solid fences or other obstructions that would impede water flow. The Building Official, or Floodplain Manager, can make site visits to advise property owners of the appropriate protection procedures, can review and critique retrofitting plans for feasibility, and provide other site-specific flood and flood related data, such as floor elevations, data on historical flooding and other information that relates a flood threat to a specific neighborhood or property.

510-FMP

FLOODPLAIN DEVELOPMENT 430

To help limit the severity of floods and resulting damages, a Building Permit must first be obtained any time development is to take place within Hattiesburg. The proposed work is checked for compliance with the City's Flood Damage Prevention Ordinance. This ordinance is designed to reduce property loss during a flood event, therefore, development within the floodplain is closely controlled. "Development" means "any man-made change to improved or unimproved real estate, including, but not limited to, buildings or other structures (including fences), mining, dredging, tilling, grading, paving (including driveways), excavating, drilling operations, or permanent storage of materials." You should always check with the Floodplain Manager/CRS Coordinator at the number provided, as well as obtain applicable permits, before carrying out any of these types of work, or if you suspect work is being done that has not been permitted by the City.

SUBSTANTIAL IMPROVEMENT REGULATIONS 430

The City of Hattiesburg has flood damage prevention regulations that may affect how you remodel, renovate, or add-on to your building. If your home is within a Special Flood Hazard Area, then the "cumulative substantial improvement" rule may apply. "Cumulative substantial improvement" means any reconstruction, rehabilitation, addition, or other improvement to a structure totaling 50% of the fair market value of the structure during a 5-year period. Should the amount of work reach, or exceed 50%, then the entire structure must be brought into compliance with Hattiesburg's flood damage prevention regulations. Substantially damaged structures, due to fire or any other reason, must be brought up to the same standards if the cost of repairs equals or exceeds 50% of the structure's value before it was damaged and must be elevated above the base flood elevation.

540-CDR

DRAINAGE SYSTEM MAINTENANCE AND PROHIBITING STREAM DUMPING

The City assumes responsibility for drainage ways on City property (such as through a City park or under a City street). Individual property owners are responsible for maintaining the drainage systems on their property, as well as the free flow of water within the Special Flood Hazard Area. They should not erect solid fences near drainage ditches that would prohibit water flow, and they should regularly check for, and remove, accumulated debris or man-made obstructions. Improper maintenance should be reported to the **City Action Line at: 545-4500**. It is unlawful for any person to throw, deposit, empty, drain or run into any creek or tributary, their margins, slopes or banks, any garbage, rubbish, refuse of any kind. It is also unlawful for any person to build any structure (including fences or walking bridges) over any creek, tributary, or any part thereof without first obtaining a permit. This ensures that the structure in no way obstructs the flow of water in the creek or causes an accumulation of debris, logs, trees, trash or any other matter in the creek or its tributaries.

PRSRT STD
U.S.Postage
PAID
Permit #4
Hattiesburg, MS

CITY OF HATTIESBURG
P.O. Box 1898
Hattiesburg, MS 39403-1898

CITY OF HATTIESBURG MISSISSIPPI 1884

TO: Property Owners and/or Residents of Hattiesburg

FLOOD DAMAGE: PREVENTION AND REDUCTION

FROM:

City of Hattiesburg
Department of Urban Development
P. O. Box 1898
Hattiesburg, MS 39403

For More Information

Department of Urban Development
Phone: **(601) 545-4599 or 545-4594**

www.hattiesburgms.com

350-WE

EXHIBIT C 320-MI
360-PPA

Department of Urban Development

Pattie Brantley, AICP, Director

RE: Flood Insurance Rate Map (FIRM) Information
TO WHOM IT MAY CONCERN:

The property located at: 606 S. 22nd Ave. also known as a portion of the property located at PPIN Number 26939 [or legal description if needed] has been located on our Flood Insurance Rate Map (FIRM). The following information is provided:

Hattiesburg's Community NFIP number is 280053

The properties are located in that portion of the City in Forrest County __X___ or Lamar County _____

The properties are located on panel number: 104 of 300 on Map Number: 28035C0104D

The date of the FIRM index: 03/02/10

The property is located in FIRM zone: __X, AE____

The main building on the property:

_____ is located within a Special Flood Hazard Area (100 year area, known as an "A" or "AE" Zone). Federal law requires that a flood insurance policy be obtained as a condition of a federally backed mortgage or loan that is secured by a building located in a Special Flood Hazard Area. It is up to the lender to determine whether flood insurance is required for this property. Flood insurance is available in Hattiesburg; ask your insurance agent or company about the National Flood Insurance Program. YOUR HOMEOWNER'S INSURANCE DOES NOT COVER FLOODING. More information on flood insurance is attached.

___X___ is not located in a Special Flood Hazard Area. However, the property may still be subject to local drainage problems or other unmapped flood hazard. Flood insurance is available and may be obtained at non-floodplain rates. Ask your insurance agent or company about the National Flood Insurance Program. YOUR HOMEOWNER'S INSURANCE DOES NOT COVER FLOODING. A flood insurance policy may be required by a lender.

_____ A determination of the building's exact location cannot be made on the FIRM. A copy of the FIRM is attached for your information.

NOTE: This information is based on the FIRM for this community. This letter does not imply that the referenced property will or will not be free from flooding or damage. A property not in a Special Flood Hazard Area may be damaged by a flood greater than that predicted on the FIRM or from a local drainage problem not shown on the map. This letter does not create liability on the part of the City, or any officer or employee thereof for any damage that results from reliance on this information.

Please check with your flood insurance provider to determine whether your addition will be covered under your flood insurance policy.

Information Requested By: Rachel Hewitt Phone Number: 601-818-5334

THIS INFORMATION PROVIDED BY: Ginger Maddox, CFM, Planning Manager Date: 1/17/2017

EXHIBIT D

320-M1

Department of Urban Development

Pattie Brantley, AICP, Director

RE: Flood Insurance Rate Map (FIRM) Information
TO WHOM IT MAY CONCERN:

The property located at: 127 South Pines Drive also known as PPIN Number 24061 [or legal description if needed] has been located on our Flood Insurance Rate Map (FIRM). The following information is provided:

Hattiesburg's Community NFIP number is 280053

The properties are located in that portion of the City in Forrest County __X___ or Lamar County _____

The properties are located on panel number: 116 of 300 on Map Number: 28035C0116D

The date of the FIRM index: 03/02/10

The properties are located in FIRM zone: __X

The main building on the property:

_____ is located within a Special Flood Hazard Area (100 year area, known as an "A" or "AE" Zone). Federal law requires that a flood insurance policy be obtained as a condition of a federally backed mortgage or loan that is secured by a building located in a Special Flood Hazard Area. It is up to the lender to determine whether flood insurance is required for this property. Flood insurance is available in Hattiesburg; ask your insurance agent or company about the National Flood Insurance Program. YOUR HOMEOWNER'S INSURANCE DOES NOT COVER FLOODING. More information on flood insurance is attached. *(Only the northern most portion of the buildings are within a Special Hazard Flood zone. See attached map)*

___X___ is not located in a Special Flood Hazard Area. However, the property may still be subject to local drainage problems or other unmapped flood hazard. Flood insurance is available and may be obtained at non-floodplain rates. Ask your insurance agent or company about the National Flood Insurance Program. YOUR HOMEOWNER'S INSURANCE DOES NOT COVER FLOODING. A flood insurance policy may be required by a lender.

_____ A determination of the building's exact location cannot be made on the FIRM. A copy of the FIRM is attached for your information.

NOTE: This information is based on the FIRM for this community. This letter does not imply that the referenced property will or will not be free from flooding or damage. A property not in a Special Flood Hazard Area may be damaged by a flood greater than that predicted on the FIRM or from a local drainage problem not shown on the map. This letter does not create liability on the part of the City, or any officer or employee thereof for any damage that results from reliance on this information.

Please check with your flood insurance provider to determine whether your addition will be covered under your flood insurance policy.

Information Requested By: Mary Snowden Phone Number: 601-307-4122

THIS INFORMATION PROVIDED BY: Ginger Maddox, AICP, CFM, Planning Manager Date: 6/6/2017

320-M1

Department of Urban Development

Andrew Ellard, Director

RE: Flood Insurance Rate Map (FIRM) Information
TO WHOM IT MAY CONCERN:

The property located at: 92 Jervis Mims Rd. also known as PPIN Number 5259 [A subdivided portion of][or legal description if needed] has been located on our Flood Insurance Rate Map (FIRM). The following information is provided:

Hattiesburg's Community NFIP number is 280053

The properties are located in that portion of the City in Forrest County __X___ or Lamar County _____

The properties are located on panel number: 114 & 155 of 300 on Map Number: 28035C0114D & 28035C0155D

The date of the FIRM index: 03/02/10

The properties are located in FIRM zone: __X___

The main building on the property:

_____ is located within a Special Flood Hazard Area (100 year area, known as an "A" or "AE" Zone). Federal law requires that a flood insurance policy be obtained as a condition of a federally backed mortgage or loan that is secured by a building located in a Special Flood Hazard Area. It is up to the lender to determine whether flood insurance is required for this property. Flood insurance is available in Hattiesburg; ask your insurance agent or company about the National Flood Insurance Program. YOUR HOMEOWNER'S INSURANCE DOES NOT COVER FLOODING.

___X___ is not located in a Special Flood Hazard Area. However, the property may still be subject to local drainage problems or other unmapped flood hazard. Flood insurance is available and may be obtained at non-floodplain rates. Ask your insurance agent or company about the National Flood Insurance Program. YOUR HOMEOWNER'S INSURANCE DOES NOT COVER FLOODING. A flood insurance policy may be required by a lender.

_____ A determination of the building's exact location cannot be made on the FIRM. A copy of the FIRM is attached for your information.

NOTE: This information is based on the FIRM for this community. This letter does not imply that the referenced property will or will not be free from flooding or damage. A property not in a Special Flood Hazard Area may be damaged by a flood greater than that predicted on the FIRM or from a local drainage problem not shown on the map. This letter does not create liability on the part of the City, or any officer or employee thereof for any damage that results from reliance on this information. Please check with your flood insurance provider to determine whether your addition will be covered under your flood insurance policy.

Information Requested By: Charles E. Lover Phone Number: 601-594-0221

THIS INFORMATION PROVIDED BY: Ginger Maddox, AICP, CFM, Planning Manager Date: 11/2/2017

320-M1

www.hattiesburgms.com

Apps | City of Hattiesburg, M | Images | Pinnacle Awards Entry | City of Hattiesburg, M

HOME | HOW DO I? | SIGN UP TO RECYCLE | TRASH SCHEDULE

GOVERNMENT
RESIDENTS
VISITORS
BUSINESS
SERVICES

Certificate of Appropriateness
Water Bill
Power Bill
Gas Bill
Hub City Transit
Trash/Recycling Schedule
Property Search
Road Closures
Emergency Prep
Flood Information
Ward Maps

PARKS AND RECREATION

Promoting physical fitness, social interaction, and cultural enrichment

READ MORE

EXHIBIT E

350-WEB

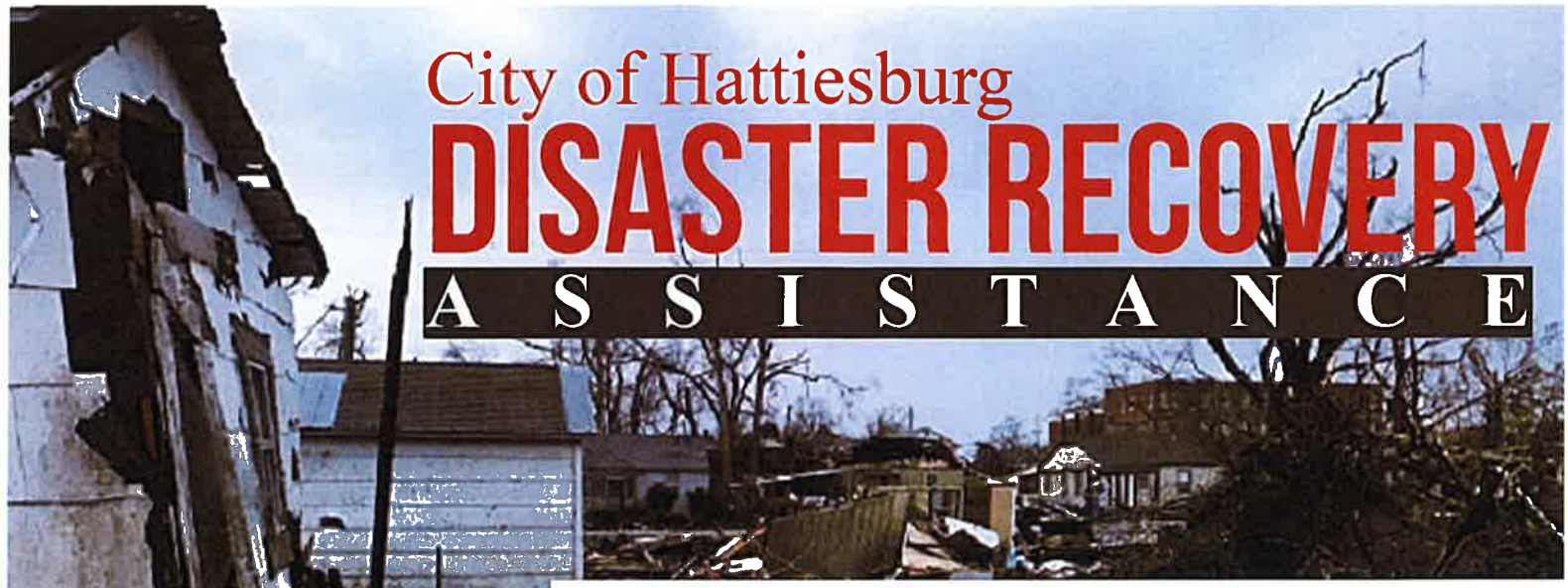

City of Hattiesburg
DISASTER RECOVERY
ASSISTANCE

Victim of the Recent Tornado?

Apply for FEMA Disaster Assistance NOW!

First: Call (800) 621-3362 / TTY (800) 462-7585 or visit www.DisasterAssistance.gov.

Second: Once issued a FEMA number, IMMEDIATELY visit the Disaster Recovery Center housed within the City of Hattiesburg's C.E. Roy Community Center, located at 300 E 5th St.

Hours of Operation: 8:00 a.m.- 7:00 p.m.

You do not have to wait until you receive a packet before visiting the Disaster Recovery Center.

Please note: if you are eligible for an Individual Assistance grant you are not required to pay back the grant to FEMA. However, loans from SBA must be repaid.

If you are denied, you have the right to appeal.

ITEMS YOU WILL NEED TO APPLY:

Social Security number
Address of the location where the damage occurred (pre-disaster address)
Current address
Current telephone number
Insurance information
Total household annual income
Routing and account number for your checking or savings account (this allows FEMA to directly transfer disaster assistance funds into your bank account).

EXHIBIT F 360-PPA

SECTION 4. ZONING DISTRICTS ESTABLISHED, MAP

4.1 Types of Zoning Districts.

4.1.1 All areas within the zoning jurisdiction of Hattiesburg are divided into zoning districts. Zoning districts within the City fall within one of the following three categories.

4.1.2 **Base Districts.** Each base district category serves a different purpose and imposes its own set of requirements and restrictions on the use of land in addition to the general requirements and restrictions imposed on all land or uses within the zoning jurisdiction. A base district may be layered with an overlay district.

4.1.3 **Special Districts.** Special districts are a type of base district established to implement detailed plans adopted by the City of Hattiesburg such as the Comprehensive Plan, area plans, and corridor plans. The regulations contained within the LDC for such districts are provided as a framework for review and approval. A significant part of the detail for each district is contained within the plan itself and must be reflected in proposed district site plans and documentation.

4.1.4 **Overlay Districts.** Overlay districts are established to provide for certain additional requirements, to permit uses not otherwise permitted in the underlying base district, to prohibit uses allowed in the underlying base district, or to establish special development requirements for uses permitted in the base district. Thus, where overlay districts exist and there is a conflict between the requirements or uses specified between the overlay and the underlying district, the standards of the overlay district shall prevail. Otherwise, the standards of the underlying district shall also be in effect for any area additionally zoned for an overlay district.

4.2 Establishment of Districts.

The following zoning districts are hereby established as follows:

Table 4.2-1 Base Districts 450-SMR

District Abbreviation, Name	District Category
A-1, General Agricultural	Agricultural
A-2, Agricultural Residential	Agricultural
R-1A, Single-family Residential	Residential
R-1B, Single-family Residential	Residential
R-1C, Single-family Residential	Residential
R-2, Two Family Residential	Residential
R-3, Multi-Family Residential	Residential
B-1, Professional Business	Commercial
B-2, Neighborhood Business	Commercial
B-3, Community Business	Commercial
B-4, Downtown Business	Mixed Use
B-5, Regional Business	Commercial
I-1, Light Industrial	Industrial
I-2, Heavy Industrial	Industrial
Form-Based District	Mixed-Use

Table 4.2-2 List of Special Districts

District Abbreviation, Name	District Category
PMU, Planned Mixed-Use District	Mixed-Use
CD, Corridor District	Mixed-Use
FP, Floodplain Overlay District	Overlay
HD, Historic Overlay District	Overlay

4.3 Official Zoning Map.

4.3.1 **Zoning Map Is A Part Of This Code.** The boundaries of zones established by this Land Development Code shall be shown on a map or series of maps entitled Official Zoning Map. Such map or maps together with all matters shown on such maps are adopted and approved and collectively constitute the Official Zoning Map. The Official Zoning Map is incorporated by reference and made a part of the Land Development Code.

EXHIBIT G

bc

Table 5.1 Table of Uses

Use 450-SMR	Agricultural		Residential					Business					Industrial		Additional Use Conditions Cross Reference
■ Permitted □ Permitted with conditions ♦ Conditional Use X Not Permitted	A - 1	A - 2	R - 1A	R - 1B	R - 1C	R - 2	R - 3	B - 1	B - 2	B - 3	B - 4	B - 5	I - 1	I - 2	
Accessory buildings and structures, excluding dwellings	□	□	□	□	□	□	□	□	□	□	□	□	□	□	5.4.2
Accessory communication antennae	□	□	□	□	□	□	□	□	□	□	□	□	□	□	5.4.1
Adult entertainment	X	X	X	X	X	X	X	X	X	X	X	♦	X	X	5.4.3
Agriculture-related feed, supply and equipment sales and services	X	X	X	X	X	X	X	X	X	X	X	■	■	■	5.4.4
Airport, public or private	■	X	X	X	X	X	X	X	X	X	X	X	■	■	
Amusement facilities	X	X	X	X	X	X	X	X	X	□	□	□	X	X	5.4.5
Animal husbandry-for profit and research-related, excluding CAFO's as defined by the US EPA	■	■	X	X	X	X	X	X	X	X	X	X	X	X	
Animal husbandry-for profit and research-related, including Concentrated Animal Feeding Operations as defined by the US EPA	■	X	X	X	X	X	X	X	X	X	X	X	X	X	
Animal shelter	■	X	X	X	X	X	X	X	X	X	X	■	X	X	
Aquaculture-for profit and research-related	■	X	X	X	X	X	X	X	X	X	X	X	X	X	
Armory	X	X	X	X	X	X	X	X	X	X	X	■	■	■	
ATM, outdoor	X	X	X	X	X	X	X	X	□	□	□	□	■	■	5.4.6
Auction house	X	X	X	X	X	X	X	X	X	X	■	■	X	X	
Automotive filling station	X	X	X	X	X	X	X	X	♦	■	♦	■	■	■	
Automotive rental and sales	X	X	X	X	X	X	X	X	X	□	X	□	X	X	5.4.32
Automotive, truck, and small engine maintenance	X	X	X	X	X	X	X	X	□	□	X	□	■	■	5.4.7
Automotive, truck, and small engine repair	X	X	X	X	X	X	X	X	X	□	X	□	■	■	5.4.7
Boarding house	X	X	X	X	X	♦	♦	X	X	X	X	X	X	X	5.4.9
Boat, canoe, and kayak rental	□	□	X	X	X	X	X	X	X	□	□	■	X	X	5.4.10

Broadcast studio		x	x	x	x	x	x	x	x	x	■	■	■	x	x	5.4.11
Building maintenance and services		x	x	x	x	x	x	x	x	x	x	x	■	■	■	
Bus station		x	x	x	x	x	x	x	x	x	■	■	■	■	■	
Care center		x	x	x	x	x	x	□	□	□	□	□	□	x	x	5.4.12
Care center, home		□	□	♦	♦	♦	♦	♦	□	□	□	□	□	x	x	5.4.12
Cemeteries and columbariums accessory to a worship center		■	■	■	■	■	■	■	■	■	■	■	■	x	X	5.4.13
Cemetery and columbarium as principal uses		x	x	x	x	x	x	x	x	x	■	x	■	x	x	5.4.13
Check cashing agencies		x	x	x	x	x	x	x	x	x	x	x	■	x	x	
Civic/cultural/community center		x	x	♦	♦	♦	♦	♦	□	□	□	□	□	x	x	5.4.14
Clubs and bars		x	x	x	x	x	x	x	x	x	□	□	□	x	x	5.4.15
Construction offices (plumbing/gas/electrical/welding -with equipment, supplies and retail sales)		x	x	x	x	x	x	x	x	x	x	x	■	■	■	5.4.17
Construction offices (plumbing/gas/electrical/welding – office only)		x	x	x	x	x	x	x	x	x	■	x	■	■	■	
Correctional facilities and jails		x	x	x	x	x	x	x	x	x	x	x	♦	♦	♦	
Country club		x	x	■	■	■	■	■	x	x	x	x	x	x	x	
Dry Cleaner		x	x	x	x	x	x	x	□	■	■	■	■	■	■	
Dwelling, manufactured (mobile) home		□	□	x	x	x	x	x	x	x	x	x	x	x	x	5.4.31
Dwelling, mixed use		x	x	x	x	x	x	x	x	♦	♦	□	x	x	x	
Dwelling, multi-family		x	x	x	x	x	x	□	x	x	x	■	x	x	x	5.4.18
Dwelling, single family attached		x	x	x	x	x	■	■	■	x	x	x	x	x	x	
Dwelling, single family detached		■	■	■	■	■	■	■	■	x	x	x	x	x	x	
Dwelling, two family		x	x	x	x	x	□	□	□	x	x	x	x	x	x	5.4.18
Dwelling, zero lot line detached		x	x	x	x	x	■	■	■	x	x	x	x	x	x	5.4.20
Exterminators		x	x	x	x	x	x	x	x	x	x	x	■	x	x	
Fairgrounds and stadiums, public or private		♦	♦	x	x	x	x	x	x	x	x	x	■	■	x	
FDIC financial institutions and mortgage companies, excluding check cashing agencies		x	x	x	x	x	x	x	x	■	■	■	■	x	x	
Fishing, hunting and trapping		□	x	x	x	x	x	x	x	x	x	x	x	x	x	

Fitness centers		x	x	x	x	x	x	x	■	■	■	■	■	■	■	
Funeral home, mortuary and crematorium		x	x	x	x	x	x	x	x	x	□	■	■	x	x	5.4.22
Gallery, museum, and library		x	x	◆	◆	◆	◆	◆	◆	■	■	■	■	x	x	
Gated communities		x	x	◆	◆	◆	◆	◆	x	x	x	x	x	x	x	5.4.23
Glass repair and replacement		x	x	x	x	x	x	x	x	x	x	x	■	x	x	
Golf course		■	■	■	■	■	■	■	x	x	x	x	x	x	x	
Government center/complex and offices		x	x	x	x	x	x	x	■	■	■	■	■	■	■	
Group facility		x	x	x	x	x	x	◆	◆	◆	x	x	x	x	x	5.4.24
Group home		◆	◆	◆	◆	◆	◆	◆	x	x	x	x	x	x	x	5.4.24
Heliport		x	x	x	x	x	x	x	x	x	□	□	□	x	□	5.4.25
Home occupation		□	□	□	□	□	□	□	x	x	x	□	x	x	x	5.4.26
Horticulture-for profit and research-related		□	□	x	x	x	x	x	x	x	x	x	x	x	x	
Horticulture-private		■	■	■	■	■	■	■	x	■	■	■	■	x	x	
Hospital and outpatient clinic		x	x	x	x	x	x	x	x	x	■	■	■	x	x	
Hunting camp/lodge		■	x	x	x	x	x	x	x	x	x	x	x	x	x	5.4.27
Ice machines and similar commercial accessory structures		x	x	x	x	x	x	x	x	x	□	x	□	x	x	5.4.28
Impoundment lot		x	x	x	x	x	x	x	x	x	x	x	x	■	■	
Industry, heavy		x	x	x	x	x	x	x	x	x	x	x	x	x	■	
Industry, light		x	x	x	x	x	x	x	x	x	x	x	x	■	■	
Kennel		■	■	x	x	x	x	x	x	x	x	x	■	x	x	5.4.29
Laboratory, dental or medical		x	x	x	x	x	x	x	■	x	■	■	■	■	■	
Laundromat		x	x	x	x	x	x	x	x	■	■	x	■	x	x	
Life care communities		x	x	x	x	x	◆	◆	x	x	x	x	x	x	x	5.4.30
Lodging–bed and breakfast home		x	x	x	◆	◆	◆	◆	x	■	■	■	x	x	x	5.4.8
Lodging-bed and breakfast inn		x	x	x	◆	◆	◆	◆	x	■	■	■	x	x	x	5.4.8
Lodging-hotel, motel, tourist home		x	x	x	x	x	x	x	x	x	■	■	■	x	x	
Machinery, tools/construction equipment, limited sales and service		x	x	x	x	x	x	x	x	x	x	x	■	■	■	
Marine sales and service		x	x	x	x	x	x	x	x	x	x	x	■	■	x	
Medical or dental office		x	x	x	x	x	x	x	■	■	■	■	■	x	x	

Methadone Maintenance Facility		x	x	x	x	x	x	x	x	x	◆	x	◆	x	x	
Microbreweries		x	x	x	x	x	x	x	x	x	x	■	x	■	■	
Mining and extraction		x	x	x	x	x	x	x	x	x	x	x	x	x	◆	
Open space, common and public		■	■	■	■	■	■	■	■	■	■	■	■	■	■	
Other professional office		x	x	x	x	x	x	x	■	■	■	■	■	■	■	
Package liquor store		x	x	x	x	x	x	x	x	x	■	■	■	x	x	
Park/playground		■	■	■	■	■	■	■	■	■	■	■	■	◆	◆	
Parking, garage		x	x	x	x	x	x	■	x	x	■	■	■	■	■	
Parking, surface		x	x	x	x	x	x	x	■	■	■	■	■	x	x	
Pawn shop		x	x	x	x	x	x	x	x	x	x	x	■	x	x	
Personal and professional services, excluding tattoo parlors		x	x	x	x	x	x	x	■	■	■	■	■	x	x	
Places of assembly not otherwise listed		□	□	◆	◆	◆	◆	◆	x	□	■	■	■	x	x	5.4.33
Plasma Collection Facility		x	x	x	x	x	x	x	x	x	x	x	◆	x	x	
Product wholesale		x	x	x	x	x	x	x	x	x	x	x	■	■	■	
Public and community utility facilities		□	□	□	□	□	□	□	□	□	□	□	□	□	□	5.4.34
Public safety station (police, fire, ambulance)		□	□	□	□	□	□	□	□	□	□	□	□	□	□	5.4.35
Railroad facilities including terminals, excluding maintenance yards		x	x	x	x	x	x	x	x	x	■	■	■	■	■	
Railroad maintenance yard		x	x	x	x	x	x	x	x	x	x	x	x	x	■	
Recycling center		x	x	x	x	x	x	x	x	x	x	x	x	■	■	
Rehabilitation center, nursing care, assisted living, congregate care, palliative care, and hospice care		x	x	x	x	x	x	x	□	□	□	□	□	x	x	5.4.36
Repair shop (small appliance, shoes, excluding engine)		x	x	x	x	x	x	x	x	■	■	■	■	x	x	
Restaurant, with drive-thru		x	x	x	x	x	x	x	x	x	□	x	□	□	□	5.4.34
Restaurant, without drive-thru		x	x	x	x	x	x	x	◆	◆	□	□	□	□	□	5.4.34
Retail, < 10,000 sq.ft.		x	x	x	x	x	x	x	x	□	□	□	■	□	□	5.4.38
Retail, > 50,000 sq.ft.		x	x	x	x	x	x	x	x	x	x	x	□	x	x	5.4.38
Retail, 10,000-50,000 sq.ft.		x	x	x	x	x	x	x	x	x	□	□	□	□	□	5.4.38
Riding academy or stable		■	■	x	x	x	x	x	x	x	x	x	□	x	x	5.4.39

Sanitary landfill		x	x	x	x	x	x	x	x	x	x	x	x	x	♦	
Satellite receiving systems		x	x	x	x	x	x	x	x	x	x	x	x	■	■	
School, K-12		x	x	□	□	□	□	□	□	□	□	□	□	x	x	5.4.40
School, trade		x	x	x	x	x	x	x		x	□	□	□	■	■	5.4.40
School, university or college		x	x	x	x	x	x	■	x	x	■	■	■	x	x	
Self-storage		x	x	x	x	x	x	x	x	x	x	x	□	x	x	5.4.42
Sewage disposal plant		x	x	x	x	x	x	x	x	x	x	x	x	x	■	
Shopping center, <25,000 sq.ft.		x	x	x	x	x	x	x	x	x	□	x	□	x	x	5.4.43
Shopping center, >75,000		x	x	x	x	x	x	x	x	x	x	x	□	x	x	5.4.43
Shopping center, 25,000-75,000 sq. ft.		x	x	x	x	x	x	x	x	x	x	x	□	x	x	5.4.43
Silviculture-for profit and research-related		■	■	x	x	x	x	x	x	x	x	x	x	x	x	
Solar Farm		♦	♦	♦	x	x	♦	x	x	x	x	x	x	♦	♦	
Storage of junk, junk vehicles, salvage materials and waste		♦	x	x	x	x	x	x	x	x	x	x	x	□	□	5.4
Tattoo parlor		x	x	x	x	x	x	x	x	x	■	■	■	x	x	
Taxidermist		■	x	x	x	x	x	x	x	x	x	x	■	x	x	
Telecommunication facilities and towers, wireless		□	□	x	x	x	x	x	□	□	□	□	□	■	■	5.4.44
Theater, indoor		x	x	x	x	x	x	x	x	x	■	■	■	x	x	
Theater, outdoor		x	x	x	x	x	x	x	x	x	■	□	■	x	x	
Tow yards (impoundment lots)		x	x	x	x	x	x	x	x	x	x	x	x	□	□	5.4
Utility operation center		x	x	x	x	x	x	x	x	x	■	x	■	■	■	
Veterinary clinic and hospital		■	■	x	x	x	x	x	x	x	□	x	□	x	x	
Warehousing		x	x	x	x	x	x	x	x	x	x	x	■	■	■	

SECTION 9. ENVIRONMENTAL STANDARDS

9.1 STORMWATER. 450-SMR

9.1.1 Purpose. The purpose of these regulations is to safeguard persons, protect property, prevent damage to the environment and promote the public welfare by guiding, regulating, and controlling the design, construction, use and maintenance of all stormwater facilities and development. It is more specifically the intent of these regulations to address requirements under the federal Clean Water Act, National Pollution Discharge Elimination System Phase II or any appropriate national standard.

9.1.2 Definitions

9.1.2.1 Best Management Practices (BMPs) - schedules of activities, prohibitions of practices, general good housekeeping practices, pollution prevention and educational practices, maintenance procedures, and other management practices to prevent or reduce the discharge of pollutants directly or indirectly to stormwater , receiving waters, or stormwater conveyance systems. BMPs also include treatment practices, operating procedures, and practices to control site runoff, spillage or leaks, sludge or water disposal, or drainage from raw materials storage.

9.1.2.2 Clearing - any activity which removes part or all of the vegetative ground cover and/or trees including, but not limited to, root mat removal and/or topsoil removal.

9.1.2.3 Design Storm - design criteria used for sizing stormwater management facilities and their conveyance. Design storms are a combination of the design storm return period (which refers to the frequency) and the storm duration (which defines the rainfall depth or intensity). A prescribed hyetograph and total precipitation amount (for a specific duration recurrence frequency) are used to estimate runoff for a hypothetical storm for the purposes of analyzing existing drainage, designing new drainage facilities, or assessing other impacts of a proposed project on the flow of surface water.

9.1.2.4 Fill - the deposit of soil, rock or other material placed by man.

9.1.2.5 Grading - any excavating or filling of earth materials or any combination thereof.

9.1.2.6 Illicit Discharge - any direct or indirect non-stormwater discharge to the storm drain system, except as exempted in this Ordinance.

9.1.2.7 Land Disturbance Activity - any clearing, filling, excavation or grading activity on one or more contiguous undeveloped lots.

9.1.2.8 Low Impact Design (LID) - an approach to land development/redevelopment that works with nature to manage stormwater as close to its source as possible. It includes principles such as bioretention facilities, rain gardens, vegetated rooftops, rain barrels, and permeable pavements.

9.1.2.9 National Pollution Discharge Elimination System (NPDES) permit - a permit issued pursuant to 33 U.S.C. Chapter 26 Water Pollution Prevention and Control, Subchapter IV Permits and Licenses, Section 1342 that authorizes the discharge or pollutants to waters of the United States, whether the permit is applicable on an individual, group, or general area-wide basis.

9.1.2.10 Stormwater Pollution Prevention Plan (SWPPP) - a document which describes the best management practices and activities to be implemented by a person or business to identify sources of pollution or contamination at a site and the actions to eliminate or reduce pollutant discharges to stormwater, stormwater conveyance systems, and/or receiving waters to the maximum extent practicable.

9.1.2.11 Stormwater - water induced or created from precipitation whether rain, snow or ice and either stored, collected, detained, absorbed, or discharged.

9.1.3 Post Development Discharge. Post-development discharge rates shall not exceed pre-develop-

bc

ment discharge rates from any development site. Engineering detail and documentation including a stormwater plan for the site shall be required at the time of application as specified herein.

9.1.4 Illicit Discharges and Connections.

9.1.4.1 It shall be unlawful for any person to allow discharges to the city stormwater drainage system that are not composed entirely of stormwater runoff, or to contribute to increased non-point source pollution and degradation of receiving waters.

9.1.4.2 It shall be unlawful for any person, or to allow others under its control, to throw, deposit, empty, drain, discharge or to permit to be thrown, deposited, emptied, drained or discharged into the city stormwater drainage system or watercourses located within the city limits any materials, including but not limited to pollutants or waters containing pollutants that cause or contribute to a violation of applicable water quality standards, or stormwater.

9.1.4.3 Discharge exemptions.

1. Discharges specified in writing by the city or other authorized enforcement agency as being necessary to protect public health and safety;
2. Water line flushing performed by a government agency or utility authority; and
3. The following activities and discharge of any other water source not containing pollutants:
   a. Landscape irrigation or lawn watering;
   b. Rising groundwater;
   c. Ground water infiltration to storm drains;
   d. Uncontaminated pumped ground water;
   e. Foundation or footing drains (not including active groundwater dewatering systems);
   f. Crawl space pumps;
   g. Air conditioning condensation;
   h. Springs;
   i. Non-commercial washing of vehicles;
   j. Natural riparian habitat or wetland flows;
   k. Swimming pools;
   l. Firefighting activities; and
   m. External building wash down.
   n. The prohibition shall not apply to any non-stormwater discharge permitted under NPDES permit, waiver, or waste discharge order issued to the discharger and administrated under the authority of the Federal Environmental Protection Agency, provided that the discharge is in full compliance with all requirements of the permit, waiver, or order and other applicable laws and regulations, and provided that written approval has been granted for any discharge to the stormwater drainage system.

9.1.4.4 Illegal Connections.

a. The construction, connection, use, maintenance or continued existence of any illegal connections to the city stormwater drainage system is prohibited. This prohibition expressly includes, without limitation, illicit connections made in the past, regardless of whether the connection was permissible under law or practices applicable or prevailing at the time of connection.

b. A person is considered to be in violation of this chapter if the person connects a line conveying sewage to the city's stormwater drainage system, or allows such a connection to continue.

c. Improper connections in violation of this section must be disconnected and redirected, if necessary, to an approved onsite wastewater management system or the sanitary sewer system upon approval by the appropriate city department or other authorized enforcement agency.

   1. Any drain or conveyance that has no been documented in plans, maps or equivalent, and which may be connected to the city's stormwater drainage system,

bc

of impervious surface.

9.1.6.3 Curb and guttering that directs the first one inch of rainfall to an offsite stormwater conveyance shall be prohibited unless such conveyance is designed to discharge to an adjacent bioretention island or detention pond that has been approved by the City and is part of an approved stormwater plan.

9.1.6.4 Shared parking shall be used whenever possible.

9.1.6.5 Open space areas set aside in residential cluster developments may be used for onsite treatment of stormwater consistent with an approved stormwater plan.

9.1.7 Storm Drainage System Design. All storm drainage systems shall meet the following standards. For design elements not covered by the following standards, the standards approved by MDOT or AASHTO, whichever is most stringent, shall prevail.

9.1.7.1 General Standards.

1. The design of stormwater drainage systems shall insure adequate control of stormwater runoff through the use of properly sized and positioned drainage structures including both conventional and low impact development structures.

2. The design of stormwater drainage systems shall be compatible with a stormwater drainage plan approved for the site by the City Engineer at a site plan review meeting. Minimum right-of-way required by the plan shall be dedicated.

3. Drainage facilities shall be designed to prevent damage to adjacent properties.

- Accommodation of Upstream Drainage Areas: A culvert or other drainage facility shall in each case be large enough to accommodate potential runoff from the entire upstream drainage area as determined by the design engineer. The City Engineer shall approve the necessary size of the facility, based on the provisions of the construction standards and specifications assuming conditions of maximum potential watershed development.

- Effect on Downstream Drainage Areas: The Developer's Engineer shall also study the effect of each subdivision on existing downstream drainage facilities outside the area of the development

- Design Storm Frequency: Projects shall be designed for the twenty-five (25) year, twenty-four 24 hour frequency storm event. Peak discharge rates for fifty (50) and one hundred (100) year frequency storm events shall be calculated and the effect of these storms on the stormwater system shown. This shall be submitted as part of the Land Disturbance Permit application.

9.1.7.2 Low Impact System Design. Natural and vegetated stormwater management systems such as swales, constructed wetlands, and bioretention cells may be used to manage stormwater and comply with federal and local stormwater regulations. All low impact stormwater systems shall meet the intent and specifications specified in Erosion Control, Sediment Control and Stormwater Management on Construction Sites and Urban Areas, Volume 2, Stormwater Management, published by the Mississippi Department of Environmental Quality (MDEQ) or current version thereof, unless otherwise specified in these regulations.

9.1.7.3 Storm Drainage Pipe and Culverts.

1. Pipe and culvert sizes shall be selected by use of computed hydrological and hydraulic data. Design flows shall be based on climatic factors such as rainfall intensity, duration, frequency and distribution and physiographic factors such as size, shape, and slope of drainage area, anticipated land use or cover, surface infiltration condition, soil type and topographical condition. Pipe selection shall be based on its hydraulic capacity con-

shall be located by the owner or occupant of that property upon receipt of a written notice of violation from the city requiring that such locating be completed; and

2. The format in which the written results of the investigation will be provided to the city shall include, but not be limited to, the following:

- Identification of the drain or conveyance as storm sewer, sanitary sewer or other;
- Identification of the outfall location or point of connection to the stormwater drain system, sanitary sewer system or other discharge point; and
- Information regarding sizing, content and volume of outfall, and date of connection to the city system.
- Specify a reasonable time period, within which the location of the drain or conveyance is to be completed.

9.1.5 Notification of Spills. Notwithstanding other requirements of law, as soon as any person responsible for a facility or operation, or responsible for emergency response for a facility or operation has information of any known or suspected release of materials from that facility or operation that are resulting or may result in illegal discharges or pollutants discharging into stormwater, the city stormwater drainage system, state or United State waters, said person shall take all necessary steps to ensure the discovery, containment, and clean-up of such release.

9.1.5.1 In the event of a release of hazardous materials, said person shall immediately notify emergency response agencies of the occurrence via emergency dispatch services.

9.1.5.2 In the event of a release of non-hazardous materials, said person shall notify the Director of Engineering or his/her representative in person or by telephone or e-mail no later than the next business day. Notifications in person or by phone shall be confirmed by written notice addressed and mailed, certified receipt required, to the Engineering Department within three business days of the verbal notice.

9.1.5.3 If the discharge of prohibited material emanates from a commercial or industrial establishment, the owner or operator of such establishment shall also retain an on-site written record of the discharge and the actions taken to prevent its recurrence. Such records shall be retained for at least three years. Said person also shall take immediate steps to ensure no recurrence of the discharge or spill.

9.1.5.4 Any violation of this section is subject to the violations and penalties and prosecution found in the Hattiesburg Land Development Code.

9.1.6 Low Impact Design Encouraged. In order to balance growth needs with environmental protection, reduce municipal infrastructure and utility maintenance costs (e.g. streets, curbs, gutters, sidewalks, storm sewer), reduce stormwater management costs, preserve the integrity of ecological and biological systems, protect water quality by reducing sediment, nutrient, and toxic loads to water bodies, and to preserve trees and natural vegetation, low impact design is encouraged for all non-residential projects and all residential projects containing more than 10 dwelling units. All projects are encouraged to meet the following criteria.

9.1.6.1 Site design. Site design shall minimize impervious surface and alteration of natural vegetation and topography, and shall meet the following requirements:

i. Clearing and re-grading on a development site shall be minimized.

ii. Clearing shall be done in phases to minimize the amount of bare ground at any one time.

9.1.6.2 New streets, whether dedicated to the public or private internal drives serving multiple tenants on a single parcel, shall be designed in such a way as to minimize the total amount

tc

may complete the work with the owner responsible for all the costs.

9.1.7.7 Additional Site Plan Requirements. In addition to all other site plan or subdivision plat submittal requirements, the following information shall be shown on or submitted along with applications for land development or land subdivision where there are additions or alterations to existing natural or manmade stormwater infrastructure.

1. The location of all private drainageways.

2. Ownership, intended or actual, of all private drainageways.

9.1.7.8 Box Culverts and Bridges. The structural design of all box culverts or bridges shall conform to the standards established by MDOT. Bridges requiring spans greater than 19 feet shall be constructed of reinforced concrete or structural steel with a reinforced concrete deck. No mud sills or timber grills will be permitted for bridge foundations. All bridges shall be provided with substantial guard rails on both sides of two five foot sidewalks.

9.1.7.9 Additional Site Plan Requirements. In addition to all other site plan or subdivision plat submittal requirements, the following information shall be shown on or submitted along with applications for land development or land subdivision where there are additions or alterations to existing natural or man-made stormwater infrastructure.

i. The location of all private drainage ways.

ii. Ownership, intended or actual, of all private drainage ways.

iii. A proposed maintenance plan for all private stormwater infrastructure. Such plan shall be required to be recorded in the Chancery Clerk's office after approval by the City prior to issuance of a certificate of occupancy or other use of the property.

iv. The location of all maintenance easements providing access to any stormwater structure such as detention ponds and bioretention areas.

9.2 Sedimentation and Erosion Control. 450-ESCANQ

In order to safeguard persons, protect property, and prevent damage to the natural environment, habitat and stormwater systems in Hattiesburg the following regulations are hereby established to guide and control the design, construction, use, and maintenance of any development or other activity that disturbs the topsoil or alters the flow of stormwater as a result from land disturbance activity within the City.

9.2.1 Land Disturbance Permit Required. No land disturbance, construction or land development activity may commence, and no land owner or land developer shall receive Site Plan Approval, preliminary plat approval, or any building, grading or other land development permits required for land disturbance activities without first meeting the requirements of this ordinance. Permits fo land disturbance and storm water pollution prevention plans (SWPPP) are required as follows.

9.2.1.1 Less Than One-Half Acre (21,780 square feet) of Land Disturbed. Land disturbance activity on a site from one-half acre to 0.999 acres shall require a Land Disturbance Permit and shall follow best management practices. If the site has, at a minimum, one-half acre (21,780 square feet) of impervious area, a SWPPP and storm water calculations shall be required. Additional information may be requested at site plan review.

9.2.1.2 One-Half Acre to 0.999 Acre of Land Disturbed. A City of Hattiesburg Land Disturbance Permit is required. A SWPP is not required.

9.2.1.3 One Acre to 4.999 Acres of Land Disturbed. A City of Hattiesburg Land Disturbance Permit, a Small Construction General Permit, a Notice of Intent (NOI) and SWPPP are required. The application packets are available from the City of Hattiesburg's Department of Urban Development. (MDEQ's approval of

tc

sidering size, slope, and roughness characteristics as well as its tendency to become choked and the ability to clean and remove obstructions. Selection is subject to Engineer's approval.

2. Cross drains shall be provided to accommodate all natural water flow and shall be of sufficient length to permit construction of a full width roadway including side slopes. Headwalls or flared end sections as well as channel bottom and slope protection shall be provided at the upstream and discharge end of the cross drain as required by the City Engineer.

3. Pipe material must be approved by the City Engineer, however, corrugated metal pipe is prohibited.

9.1.7.4 Streets, Curb and Gutter, Inlets and Parking.

1. The horizontal and vertical alignment of streets shall be compatible with the storm water runoff system and drainage design.

2. Street grades shall be coordinated with lot drainage as proposed in the grading plan.

3. The hydraulic capacity of the curb and gutter shall be determined by accepted engineering procedure taking into consideration roughness, street cross-slope, and street gradient, and allowable spread of water over the travel line.

4. Curb inlets shall be designed in accordanced with MDOT standards.

9.1.7.5 Detention and Retention Areas.

1. Retention and Detention areas shall be landscaped. A vegetated green space shall be placed and maintained around stormwater runoff storage areas.

2. Retention and Detention areas with a water surface area smaller than 1,000 sq. ft. shall have a five foot vegetated green space around the perimeter and a 10 foot vegetated green space around the perimeter of areas larger than 1,000 sq. ft.

3. Design of vegetated green space required by this subsection, including materials to be used shall be submitted on a landscaping plan for the site and shall be subject to site plan approval as part of a land development permit application.

9.1.7.6 Maintenance Agreements.

1. A legally binding Maintenance Agreement specifying the parties responsible for the proper operation and maintenance for all permanent stormwater management facilities shall be included as part of the Land Disturbance Permit application and secured prior to the issuance for any permits for land disturbance activities.

2. Enforceable operations and maintenance agreements included as part of the covenant are required to ensure the system will function as designed during and after construction. The Maintenance Agreement will include any and all maintenance easements required to access and inspect the stormwater treatment practices, and to perform routine maintenance as necessary to ensure proper functioning of the stormwater treatment practices. The parties responsible for the documented SWPPP BMPs shall make records of the installation, maintenance and repairs of the facility and shall retain these records for at least 5 years. These records shall be made available to the City of Hattiesburg during inspection of the facility and at other reasonable times upon request.

3. Failure of the owner or operator to maintain the premises shall be cause for the city to take action and to remedy the violation. If the owner fails to perform the maintenance the City of Hattiesburg

2. Utilization of construction BMPs are required throughout demolition or development/redevelopment until such time as a certificate of occupancy is issued or until permanent vegetation is established.

3. Post-Construction BMPs are required to be installed and maintained until such time as either title transfers or the approved use of the subject property changes. A new SWPPP must be submitted by the new owner at any time there is a change in use of the property.

9.2.5.2 BMP selection is site specific, dependent upon site conditions and proposed activities, thus each project's MDEQ or city-approved SWPPP, if required, will identify appropriate pre-construction, construction and post-construction BMPs that will be subject to ongoing inspection by the city.

9.2.5.3 The Erosion Control, Sediment Control and Stormwater Management on Construction Sites and Urban Areas manual, prepared by the Mississippi Department of Environmental Quality, identifies BMPs acceptable to the City of Hattiesburg and related standards for the prevention, treatment and control of non-point sources (NPS).

9.2.5.4 Acceptable methods for accomplishing the installation and maintenance of site specific BMPs is provided in detail in the Erosion Control, Sediment Control and Storm water Management an Construction Sites and Urban Areas, Volume 2, Storm Water Management, published by the Mississippi Department of Environmental Quality (MDEQ) or current version thereof.

9.2.6 Permit Procedures.

9.2.6.1 Responsibilities. The following responsibilities will apply to this ordinance:

a. Site Design and Review Committee. The City of Hattiesburg Site Design and Review Committee shall be responsible for reviewing and approving SWPPPs and BMPs when part of an applicable development.

b. Director of Engineering. The Director of Engineering or his/her designee shall be responsible for review of all Land Disturbance Permits. The Director of Engineering or his/her designee shall also be responsible for monitoring and inspecting construction projects in accordance with this Ordinance. This shall include enforcement of properties found non-compliant with this ordinance. The Engineering Department will coordinate with the Department of Urban Development on enforcement issues.

c. Building Official. The Building Official, acting as a representative of the Urban Development Department, or his/her designee shall be responsible for receiving and issuing land disturbance permits, subject to approval. Other responsibilities may include monitoring and inspecting, as required of properties with approved Land Disturbance Permits.

9.2.6.2 Application. Applications for a Land Disturbance Permit may be obtained at the City of Hattiesburg's Building Office in the Department of Urban Development and shall be returned to this office when the application is completed.

9.2.6.3 Review. The Land Disturbance Permit application will be reviewed by the Director of Engineering or his/her designee in accordance with all the requirements of this Ordinance. If required, the Director of Engineering or his/her designee shall submit his recommendation for the application to the Site Design and Review Committee for review.

9.2.6.4 Permit Issuance. Upon approval by the Director of Engineering and the Site Design and Review Committee, if required, the City of Hattiesburg's Building Office in the Department of Urban Development shall issue a Land Disturbance Permit to the applicant.

9.2.6.5 Inspection. The City of Hattiesburg Engineering Department will inspect all projects issued a Land Disturbance Permit upon initia installation of all erosion and sedimentation control devices. The Engineering Department will also conduct random inspections

tc

the Small Construction General Permit application is not required, unless deemed necessary.).

9.2.1.4 Five Acres or Greater. A City of Hattiesburg Land Disturbance Permit, a MDEQ Large Construction Permit, NOI and SWPPP are required. The Large Construction General Permit package must be submitted directly to MDEQ, Jackson, MS. No permits will be issued pending MDEQ approval of a Large Construction General permit. Copies of the permit application and subsequent modifications and approvals shall be submitted to the City of Hattiesburg Site and Design Review Committee.

Table 9.2 Land Disturbance Permit Requirements

Acre(s) Disturbed	Land Disturbance Permit Required from the City	Construction Permits (including Notice of Intent & SWPPP) Required	Submittal and Approval Required by:
Less than ½ acre (21,780 sq. ft.)	Yes	No	City
0.5 (½) acre to 0.999 acre	Yes	No	City
1 acre to 4.999 acres	Yes	Small Construction General Permit	City
5 acres or greater	Yes	MDEQ Large Construction General Permit	MDEQ

9.2.2 Land Disturbance Permit Exceptions. No land disturbance permit is required for the following activities.

9.2.2.1 Any emergency activity that is immediately necessary for the protection of life, property, or natural resources.

9.2.2.2 Existing nursery, agricultural or silvicultural operations conducted as a permitted main or accessory use.

9.2.2.3 Activities not requiring a permit from the City of Hattiesburg are subject to fines for not complying with BMPs.

9.2.2.4 If waters of the United States are being filled, rerouted or dammed, the applicant shall provide proof of issuance of applicable permits/approvals from the U.S. Army Corps of Engineers.

9.2.2.5 No land disturbance or construction related permits will be issued by the City of Hattiesburg for developments five acres or larger without MDEQ approval of the Large Construction General permit. Subsequent plan modifications and approvals shall be made available to the City.

9.2.3 Area Limited. Clearing and grading shall be limited to that portion of a lot or development tract for which a valid land disturbance permit has been issued.

9.2.4 Stabilization Required. All lots or tracts cleared or graded shall be stabilized with manmade or vegetative cover.

9.2.4.1 Soil must be stabilized within seven days of clearing or inactivity in construction.

9.2.4.2 If vegetative erosion control methods, such as seeding, have not become established within two weeks, the City of Hattiesburg may require the site to be reseeded, or that a non-vegetative option be employed.

9.2.4.3 Any temporary soil stockpiles shall be stabilized or protected with sediment trapping measures to prevent erosion.

9.2.4.4 Selected permanent or temporary erosion control measures should be appropriate for the time of year, site conditions and estimated duration of use.

9.2.5 Installation of BMP's required prior to land disturbance activities.

9.2.5.1 Installation of BMPs, which address stormwater runoff, shall be required for all projects involving land disturbance activities within the City of Hattiesburg. BMPs shall be in place upon commencement of construction.

1. Utilization of pre-construction BMPs is required prior to the commencement of demolition or development/redevelopment activities.

tbc

9.2.8.4 To obtain inspections, the permittee shall notify the Director of Engineering after installation of sediment and erosion measures and at least two days prior to any land disturbance activities.

9.2.8.5 Permittee Inspection Requirements.

a. The permittee or his/her representative shall make regular weekly inspections of all control measures in accordance with the inspection schedule outlined on the approved Storm Water Pollution Prevention Plan. The purpose of such inspections will be to determine the overall effectiveness of the control plan and the need for additional control measures. All inspections shall be documented in written form.

b. Inspection of all erosion controls and other SWPPP requirements shall be performed by the permittee or his/her representative during land disturbing activities. Inspections shall be performed as follows.

1. At least once a week.

2. Within 24 hours of the end of a storm event of a half-inch or greater.

3. As often as is necessary to ensure that appropriate erosion and sediment controls have been properly constructed and maintained and determine if additional or alternative control measures are required.

4. All inspections associated with a Small Construction or Large Construction General Permit must be documented and certified, as required by the permit.

5. Documentation must include the day and time the inspection was performed, who performed the inspection, any deficiencies noted, and corrective action needed. Documentation of all inspections must be kept with the SWPPP. Inspections must continue until such time that planned construction activities have been completed, land disturbing activities have ceased and disturbed areas have been stabilized with no significant erosion occurring.

9.3 FLOODPLAIN MANAGEMENT. 310-ODR

The City of Hattiesburg Floodplain Management Ordinance adopted as Chapter 10 of the City's Code of Ordinances, as amended, shall be a part of this Land Development Code as fully as if set forth herein in its entirety. All regulations within that ordinance shall apply to any lands for which a Floodplain Overlay District has been established.

9.4 RIPARIAN BUFFERS AND BANK STABILIZATION. 450-SMR 450 ESC/WQ

9.4.1 Riparian Buffer Required. A minimum 25 foot undisturbed vegetated buffer is required along all perennial streams and around all other water bodies including wetlands. A minimum 10 foot undisturbed vegetated buffer is required along all intermittent streams.

9.4.1.1 Exceptions. Ephemeral streams, ditches, and manmade ponds and lakes located outside of natural drainageways shall not be subject to the provisions of this subsection.

9.4.2 Measurement. The buffer shall be measured landward from the top of bank of streams, the mean high water line of all ponds and lakes, and the upland edge of wetlands.

9.4.3 Permitted Uses and Activities. The following uses and activities shall be permitted by right in all riparian buffers subject to any other conditions required by this Code.

9.4.3.1 Natural or pervious footpaths no more than four feet in width providing a homeowner direct access to the stream or water body.

9.4.3.2 Passive recreational and educational uses that require limited areas of disturbance and minimal impervious surfaces including non-motorized recreational and greenway trails constructed of natural or pervious surfaces located no closer than 25 feet from the stream or water body within existing or planned public or private easements, approved as part of a site specific development

bc

throughout the construction of the project to ensure proper maintenance of BMPs is occurring and the requirements of this ordinance are being met.

9.2.6.6 Enforcement. The City of Hattiesburg Engineering Department will provide enforcement of the Stormwater Ordinance in coordination with the Department of Urban Development.

9.2.7 Stormwater Pollution Prevention Plan (SWPPP). A SWPPP shall be developed and implemented by the owner or operator of Small and Large Construction General permit projects or as requested by the City Engineer. The Stormwater Pollution Prevention Plan (SWPPP) shall at a minimum, be in accordance with the standards set forth in the "MS Storm Water Pollution Prevention Plan (SWPPP) Guidance Manual for Construction Activities" or MDEQ equivalent. The planning and design manual can be obtained from the Mississippi Department of Environmental Quality, Jackson, Mississippi.

9.2.7.1 The SWPPP must include a description of the appropriate control measures (i.e., BMPs) that will be implemented as part of the construction activity to control pollutants in stormwater discharges.

a. The SWPPP shall be retained at the permitted site or locally available. A copy of the SWPPP and all inspections reports must be made available to the City of Hattiesburg and/or MDEQ inspectors for review at the time of an on-site inspection.

b. BMPs shall be in place upon commencement of construction.

c. The Director of Engineering or their designated representative may notify the owner or operator at any time that the SWPPP does not meet the minimum requirements of this permit. After notification, the owner or operator shall amend the SWPPP, implement the changes and certify in writing to the Director of Engineering that the requested changes shall be made within 5 business days.

d. The owner or operator shall amend the SWPPP and implement the changes before there is a change in land disturbance, construction, operation, or maintenance, which may potentially affect the discharge of pollutants to State waters.

9.2.7.2 The owner or operator shall amend the SWPPP and implement the changes if the SWPPP proves to be ineffective in controlling stormwater pollutants including, but not limited to, significant sediment leaving the site and non-functioning BMPs.

9.2.8 Inspections.

9.2.8.1 Right of Entry for Inspections.

a. When any new drainage control facility is installed on private property, or when any new connection is made between private property and a public drainage control system, sanitary sewer or combined sewer, the property owner shall grant to the city the right to enter the property at reasonable times and in a reasonable manner for the purpose of inspection. This includes the right to enter a property whenever there is a reasonable basis to believe that a violation of this Ordinance is occurring or has occurred, and to enter when necessary for abatement of a public nuisance or corrections of a violation of this Ordinance.

b. All drainage facilities located on private property, whether dedicated to the city or not, shall be accessible at all times for inspection by the city.

9.2.8.2 City Inspections. The Director of the Engineering Department or his/her designated representative shall coordinate all inspections required by this ordinance and shall notify the permittee wherein the work fails to comply with this ordinance or their approved Storm Water Pollution Prevention Plan.

9.2.8.3 Plans bearing the stamp of approval of the Site Design and Review Committee shall be maintained at the project site and made available for periodic inspection by the City of Hattiesburg and/or MDEQ during the progress of the work.

tc

stormwater and floodwater, recharging groundwater, and providing important wildlife habitat.

9.5.2 Activities Limited. The following activities shall not be permitted within or adjacent to any wetland unless otherwise approved as part of a Land Development or Floodplain Permit.

9.5.2.1 Removing, excavating, disturbing or dredging soil, sand, gravel, minerals, organic matter or materials of any kind.

9.5.2.2 Dumping, discharging or filling any material.

9.5.2.3 Draining, flooding or disturbing the water level or water table.

9.5.2.4 Alteration, construction, reconstruction, or demolition of any structure or infrastructure, including driving pilings or placing obstructions.

9.5.2.5 Destroying or altering wetland vegetation through clearing, harvesting, shading or planting vegetation that would alter the wetland or buffer character; provided, that these activities are not part of a permitted siviculture use.

9.5.2.6 Activities that result in significant changes in water temperature, physical or chemical characteristics of the wetland or buffer, including water quantity and quality, soil flow, or natural contours.

9.5.2.7 Any other activity potentially affecting a wetland or wetland buffer not otherwise exempt from this Code.

9.5.3 Activities Exempted. The following activities are exempt from the requirements of this section.

9.5.3.1 Work such as mowing, maintenance, cleaning, excavation, or repair/replacement of flow control structures of artificially created wetlands intentionally created from non-wetland sites, including but not limited to grass-lined swales, irrigation and drainage ditches, detention facilities, and landscaping features. In those cases where stormwater control structures or devices were previously permitted in regulated wetlands, the only exempt activity shall be allowed and it shall be limited to the minimum necessary to maintain the outlet or inlet structure. If the wetland requires additional work to maintain storage capacity as envisioned per the original permit approval, a report shall be prepared by a qualified wetland specialist that analyzes the extent, type, and function of wetland to determine the extent of the regulated or exempt activity.

9.5.3.2 Work in wetlands unintentionally created as a result of road, street, or highway construction.

9.5.3.3 Maintenance, operation and reconstruction of existing roads, streets, railroad lines, utilities and associated structures undertaken pursuant to best management practices, provided activities shall not increase the impervious area by more than two hundred square feet and disturbed areas are restored to an acceptable usable condition as required by the City Engineer.

9.5.3.4 Normal maintenance, repair and reconstruction of private or publicly-owned structure undertaken pursuant to City Engineer approved best management practices; provided, that reconstruction of any structures shall not impact more than 1,000 square feet of wetlands, including their associated buffers, and shall not increase the structural footprint.

9.5.3.5 Site investigation work and studies necessary to prepare land use applications, including soils tests, water quality studies, wildlife studies and similar tests and investigations; provided, that any disturbance of the wetland shall be the minimum necessary to carry out the work or studies.

9.5.3.6 Education activities, scientific research, and outdoor recreational activities, including but not limited to, interpretive field trips, bird watching and hiking and associated interpretive signage that will not have a significant effect on the wetland.

9.5.3.7 Emergency activities that are required due to acts of nature or emergency utility repairs that are necessary to prevent an immediate

bc

plan.

9.4.3.3 Buffer planting that does not require grubbing or grading of more than 100 square feet or the removal of natural cover for more than 48 hours.

9.4.3.4 Streambank stabilization including live staking and other natural planting techniques to control erosion.

9.4.3.5 Maintenance of plant materials as needed, including pruning, trimming and removal of dead or dying plant materials, including underbrush, invasive plant management, and removal of hazardous trees where owners' property or adjacent properties, or the health and safety of the general public or employees are in danger of damage or where slope stabilization could be negatively affected where otherwise consistent with the requirements of this Code.

9.4.3.6 Maintenance, operation and reconstruction of existing roads, streets, railroad lines, utilities and associated structures undertaken pursuant to best management practices, provided activities shall not increase the impervious area by more than two hundred square feet and disturbed areas are restored to an acceptable usable condition as required by the City Engineer.

9.4.3.7 Normal maintenance, repair and reconstruction of private or publicly-owned structures undertaken pursuant to City Engineer approved best management practices; provided, that reconstruction of any structures shall not significantly impact the performance of buffers, and shall not increase structural footprint.

9.4.3.8 Site investigation work and studies necessary to prepare land use applications, including soils tests, water quality studies, wildlife studies and similar tests and investigations; provided, that any disturbance of the buffer shall be the minimum necessary to carry out the work or studies.

9.4.3.9 Education activities, scientific research, and outdoor recreational activities, including but not limited to, interpretive field trips, bird watching and hiking and associated interpretive signage that will not have a significant effect on the buffer.

9.4.3.10 Emergency activities that are required due to acts of nature or emergency utility repairs that are necessary to prevent an immediate threat to public health, safety or property.

9.4.4 Prohibited Uses and Activities. Any use or activity not expressly permitted by 9.4.3 shall be prohibited.

9.4.5 Protection During Development and Construction. Existing vegetation in riparian buffers shall be protected during all development and construction activities unless expressly permitted by the City for removal. Buffers shall be effectively demarcated in the field to prevent accidental disturbance. The drip line of trees within the buffer shall be protected even when they lie outside the minimum buffer and shall be included in the demarcated area. The method of demarcation shall be approved by the City Arborist and must at minimum be consistent with generally accepted best management practices.

9.4.6 Discharge. No stormwater shall be directly discharged into a jurisdictional wetland without onsite pretreatment.

9.4.7 Use of Natural Streambank and Shoreline Stabilization Required. Unless otherwise approved by the City Engineer, only natural streambank and shoreline stabilization may be used along any perennial stream or water body. Natural stabilization includes bioengineering techniques such as live staking, root wads, tree revetments and the limited, strategic use of large rocks. Loose gravel, sand, rip rap, wire mesh and similar materials not commonly used in bioengineering shall not be used.

9.5 WETLANDS

9.5.1 Purpose. The purpose of these regulations is to protect public health, safety and general welfare by protecting the integrity of jurisdictional wetlands. Wetlands perform important biological and physical functions such as helping to maintain water quality, storing and conveying

tc

the zoning district in which they are located. In no case shall such bonuses permit the building or development to encroach upon any required buffer or open space; however, minimum setbacks may be reduced by up to 20% to accommodate the increased density.

9.7.4.2 Fee Waiver. All fees related to land development approval shall be waived for all eligible development.

9.7.4.3 Tax Abatement. Abatement of any taxes as specified by City policy for any green, development, infill, or grayfield development located within an adopted Central Business District or Redevelopment Area.

threat to public health, safety or property.

9.5.3.8 Minor activities such as invasive plant management; snagging of dead, dying, or diseased vegetation; and removal of hazardous trees where owners' property or adjacent properties, or the health and safety of the general public or employees are in danger of damage or where slope stabilization could be negatively affected that are determined by the City to have minimal impacts to wetlands and wetland buffers.

9.5.3.9 Construction of new utility facilities or improvements to existing utility facilities that take place within existing improved right-of-way or existing impervious surface that does not increase the amount of impervious surface, or the use of trenchless technology that would not disturb the wetland or wetland buffer such as boring, tunneling or jacking under a wetland.

9.6 Grading and Clearing.

9.6.1 Permit. No lot shall be graded or disturbed prior to issuance of a Land Development Permit.

9.6.2 Area Limited. Clearing and grading shall be limited to that portion of a lot or development tract for which a valid building permit has been issued or for which a preliminary plat has been approved.

9.6.3 Stabilization Required. All lots or tracts cleared or graded shall be stabilized with manmade or vegetative cover as required by the landscaping provisions of this Code.

9.6.4 Activities Exempted. Any activities related to commercial tree harvesting, bona fide agricultural operations, and the creation or extension of public infrastructure or other activities occurring within a public right-of-way for which a Land Development Permit is not required shall not be subject to the grading and clearing regulations, but shall meet any and all other applicable regulations contained within this Code.

9.7 Green Development, Infill and Grayfield Development

9.7.1 Purpose. The City encourages the creation of green development, infill development and grayfield development and establishes incentives for such in order to:

- Promote energy independence
- Conserve natural resources
- Encourage clean energy
- Improve environmental quality
- Maximize public investment and minimize public cost
- Reduce sprawl and greenfield development

9.7.2 Definitions. As used in this Section, green development shall mean any one or a number of sustainable land development or building construction practices certified by the US Green Building Council or comparable organization approved by the City. Infill development shall mean the location of new development on parcels, whether or not previously developed, that are surrounded on two or more sides by existing development or development-related infrastructure. Grayfield development is a particular type of infill development that occurs on previously developed parcels that are underused, obsolete, or in a state of disrepair or decline.

9.7.3 Applications and Review. Developers, homeowners and contractors may apply for one or more of the following incentives. The Director shall review each application and shall determine whether or not the project is eligible for these incentives. Applications shall be submitted prior to construction.

9.7.4 Incentives Available. The following incentives shall be available for eligible projects as noted.

9.7.4.1 Density Bonus. All eligible residential developments shall be granted a density bonus equal to 130% of the maximum dwelling units per acre permitted in the zoning district in which they are located. All eligible non-residential and mixed use buildings shall be granted a density bonus equal to 130% of the maximum floor area ratio permitted in

Department . . . HT HEALTH

256785 Location. . CHERRY ST & CYPRESS AVE Keyword. . . . . 80 CLEAN OUT STORM DRAIN

Service Request. . . CLEAN OUT STORM DRAIN
Closing Comments . . COMPLETED CLEAN OUT OF DITCH

Date Open . . . 01/05/17
Time Open . . . 15:19:44
Date Closed . . 01/07/17
Time Closed . . 00:00:00

Assigned To. MARIO TEMPLE

256810 Location. . TROON CIR 49 Keyword. . . . . 80 CLEAN OUT STORM DRAIN

Service Request. . . CLEAN OUT STORM DRAIN
Closing Comments . . COMPLETED CLEAN OUT OF STORM DRAIN

Date Open . . . 01/05/17
Time Open . . . 16:41:52
Date Closed . . 01/09/17
Time Closed . . 00:00:00

Assigned To. MARIO TEMPLE

256882 Location. . MILLER ST 543 Keyword. . . . . 80 CLEAN OUT STORM DRAIN

Service Request. . . 1/9/17-FLOODING NEED DRAIN CLEANED OUT AT THE LOT NEXT TO THE DRIVEWAY
Closing Comments . . COMPLETED CLEAN OUT OF DRAIN

Date Open . . . 01/10/17
Time Open . . . 10:28:24
Date Closed . . 01/11/17
Time Closed . . 00:00:00

Assigned To. RUSTY & PATRICK

256895 Location. . 8TH AVE Keyword. . . . . 80 CLEAN OUT STORM DRAIN

Service Request. . . 1/9/17-DRAIN CLOGGED WITH LEAVES RP: SHARON
Closing Comments . . COMPLETED CLEAN OUT OF DRAIN

Date Open . . . 01/10/17
Time Open . . . 10:45:38
Date Closed . . 01/11/17
Time Closed . . 00:00:00

Assigned To. RUSTY & PATRICK

257083 Location. . DIXIE AVE & QUINN ST 900BLK Keyword. . . . . 80 CLEAN OUT STORM DRAIN

Service Request. . . CLEAN OUT STOPPED UP STORM DRAIN RP: MS. BENNETT
Closing Comments . . COMPLETED CLEAN OUT OF STORM DRAIN

Date Open . . . 01/13/17
Time Open . . . 13:59:15
Date Closed . . 01/25/17
Time Closed . . 00:00:00

Assigned To. MARIO TEMPLE

EXHIBIT 1

540-CDR

Department . . . SD STREET/DRAINAGE

262645 Location. . BROADWAY DR 709 Keyword. . . . . 83 DRAINS

Service Request. . . DRAIN STOPPED UP CAUSING FLOODING AT THE
BACK OF THIS ADDRESS (RIM TYME)
RP: DAVID 601-602-6865

Date . . 06/29/17
Time . . 13:25:41

263009 Location. . HILLENDALE DR 303 Keyword. . . . . 83 DRAINS

Service Request. . . 7/10/17 DRAINAGE PROBLEM IN B ACKYARD
RP: BRAD CUMMINGS 601-297-5561

Date . . 07/10/17
Time . . 16:29:31

263790 Location. . 34TH AVE S 313 Keyword. . . . . 83 DRAINS

Service Request. . . 7/26/17 DRAIN COLLASPE

Date . . 07/27/17
Time . . 15:05:59

264290 Location. . EUFALA ST 706 Keyword. . . . . 83 DRAINS

Service Request. . . WATER POOLING IN THE YARD ESPECIALLY
AFTER THE RAIN
RP: ASHLEY DANIELS 601-467-5581
8/28/17 2ND REQUEST STILL FLOODING

Date . . 08/08/17
Time . . 10:33:05

264505 Location. . TOWNSEND ST 117 Keyword. . . . . 83 DRAINS

Service Request. . . 8/11/17 DRAIN BOX HAS NO TOP

Date . . 08/11/17
Time . . 15:12:59

540-CDR

Department . . . SD STREET/DRAINAGE

260485 Location. . DOUGLAS ST 500 Keyword. . . . . 793 DRAINAGE

Service Request. . . 5/3/17-DRAINAGE ISSUES RP:MATTIE PONDER

Date . . 05/03/17
Time . . 16:15:01

260720 Location. . 19TH AVE N 421 Keyword. . . . . 793 DRAINAGE

Service Request. . . *ATTN: LARRY BARNES & HAROLD
5/8/17-DRAINAGE AND ASPHALT DRIVEWAY
RP:MR. BARNES

Date . . 05/10/17
Time . . 11:20:50

260791 Location. . WOODLAND CT 716 Keyword. . . . . 793 DRAINAGE

Service Request. . . 5/9/17-DRAINAGE PROBLEM RP:LARRY BARNES

Date . . 05/11/17
Time . . 09:25:40

261118 Location. . RAPHAEL DR 3014 Keyword. . . . . 793 DRAINAGE

Service Request. . . DRAINAGE ISSUES-WATER FROM HOUSE DIRECTL
Y BEHIND AND ALLEY DOES NOT DRAIN PORPER
LY, CAUSING FLOODING IN BACKYARD. MAY NE
ED LIP AND V-JOINT REPLACED TO KEEP WATE
GOING OUT RP:TODD 601-329-3640

Date . . 05/22/17
Time . . 15:30:19

261167 Location. . KATIE AVE 500 Keyword. . . . . 793 DRAINAGE

Service Request. . . 5/23/17-DRAINAGE PROBLEM IN DITCH
(CUSTOMER PARKING IN WATER) RP:MS.MILLER
(601) 310-3272

Date . . 05/24/17
Time . . 10:10:03

540-CDR

Department . . . SD STREET/DRAINAGE

264636 Location. . BROOKLANE DR 713 Keyword. . . . . 83 DRAINS

Service Request. . . 8/14/17 STANDING WATER

Date . . 08/15/17
Time . . 08:19:49

264947 Location. . KATIE AVE 201 Keyword. . . . . 83 DRAINS

Service Request. . . CLEAN OUT DRAINS IN ROBINSON PLACE APTS.
(CAR WAS FLOODED) RP:AUGUSTINE (601) 549
3497

Date . . 08/21/17
Time . . 15:20:04

264959 Location. . HWY 49 6046 Keyword. . . . . 83 DRAINS

Service Request. . . 8/21/17 GRATE OVER THE STORM DRAIN BROKE
N
RP: RAMONA 601-582-1143

Date . . 08/21/17
Time . . 16:11:45

265141 Location. . HILLENDALE DR 602 Keyword. . . . . 83 DRAINS

Service Request. . . CLEAN OUT DRAIN SO WATER CAN FLOW
(STOPPED UP WITH LEAVES)

Date . . 08/24/17
Time . . 15:49:54

265680 Location. . KATHLEEN ST 1504 Keyword. . . . . 83 DRAINS

Service Request. . . 9/11/17 NEEDS DRAIN BOXES BUILT ON EACH
SIDE OF DRIVEWAY
RP: MAURICE SUTTON PW

Date . . 09/11/17
Time . . 15:44:05

540-CDR

Department . . . ST STREET

257229 Location. . 10TH AVE S 415 Keyword. . . . . 879 FLOODING PROBLEMS

Service Request. . . BACKYARD IS FLOODING (IT RAINED TODAY)
RP: JASON (601) 466-4300
Closing Comments . . NO SUCH ADDRESS FOUND

Date Open . . . 01/19/17
Time Open . . . 14:52:02
Date Closed . . 02/07/17
Time Closed . . 00:00:00

Assigned To. MAURICE SUTTON

259874 Location. . 4TH ST W & HUTCHINSON AVE Keyword. . . . . 879 FLOODING PROBLEMS

Service Request. . . STREET IS FLOODING AND HOLDING A LARGE
AMOUNT OF WATER AFTER IT RAINS (JUST
Closing Comments . . COMPLETED WAS COMPLETED BY CONTRACTOR

Date Open . . . 04/18/17
Time Open . . . 13:27:06
Date Closed . . 07/07/17
Time Closed . . 00:00:00

Assigned To. ALLEN MCKINLEY GM

260296 Location. . KATIE AVE 201 Keyword. . . . . 879 FLOODING PROBLEMS

Service Request. . . FLOODING ON ROSA,THE STREET BEHIND ROSA
JOHN, & CHARLES (TENANT AT ROBERTSON
Closing Comments . . PRIVATE PROPERTY ROBINSON APARTMENTS
MS PAYTON WE WILL CLEAN PIPES BUT CAN'T
REPLACE THEM.

Date Open . . . 05/01/17
Time Open . . . 13:17:48
Date Closed . . 07/07/17
Time Closed . . 00:00:00

Assigned To. ALLEN MCKINLEY GM

261288 Location. . JOHN ST 1014 Keyword. . . . . 879 FLOODING PROBLEMS

Service Request. . . 5/23/17-FLOODING IN BACKYARD (STANDING
WATER) MAY & JOHN ST RP:CHARLES IDELLA
Closing Comments . . COMPLETED INSTALLED PIPE & BUILT A STORM
DRAIN BOX

Date Open . . . 05/25/17
Time Open . . . 11:24:17
Date Closed . . 06/22/17
Time Closed . . 00:00:00

Assigned To. TERRY TERRELL

264076 Location. . 14TH AVE S 202 Keyword. . . . . 879 FLOODING PROBLEMS

Service Request. . . YARD FLOODS WHEN IT RAINS (WATER WILL
NOT FLOW INTO DRAINS) RP:LACY LUCKETT
Closing Comments . . COMPLETED RAISED SLANT DRIVEWAY & RESTOR
ED SIDEWALK

Date Open . . . 08/02/17
Time Open . . . 14:03:19
Date Closed . . 08/24/17
Time Closed . . 00:00:00

Assigned To. JEFFERY FAIRLEY

540-CDR

Department . . . ST STREET

264403 Location. . HILLSIDE DR 2804 Keyword. . . . . 879 FLOODING PROBLEMS

Service Request. . . DITCH FLOODED DURING RAIN STORM AND WATER ENTERED THE HOME.DIG OUT DITCH
Closing Comments . . COMPLETED CHECKED INTIRE DITCH IT WAS FLOWING DID NOT NEED DIG OUT

Date Open . . . 08/10/17
Time Open . . . 09:12:11
Date Closed . . 09/11/17
Time Closed . . 00:00:00

Assigned To. KEVIN MCPHAIL

264406 Location. . GRACE AVE 717 Keyword. . . . . 879 FLOODING PROBLEMS

Service Request. . . FLOODED STREET DURING RAIN STORM WATER GOT IN HUSE PLEASE DIG OUT DITCH
Closing Comments . . COMPLETED DIG OUT OF DITCH

Date Open . . . 08/10/17
Time Open . . . 09:46:19
Date Closed . . 08/14/17
Time Closed . . 00:00:00

Assigned To. WILLIE MICKELS

264413 Location. . 7TH ST W 2506 Keyword. . . . . 879 FLOODING PROBLEMS

Service Request. . . 4 BLDGS FLOODED DUE TO CLOGGED DRAINS DURING THE HEAVY RAIN ON 8/9/17
Closing Comments . . COMPLETED DRAINS WERE CLEAR

Date Open . . . 08/10/17
Time Open . . . 11:50:32
Date Closed . . 08/14/17
Time Closed . . 00:00:00

Assigned To. ALLEN MCKINLEY

264462 Location. . BARKLEY RD 516 Keyword. . . . . 879 FLOODING PROBLEMS

Service Request. . . YARD IS FLOODED (PLEASE UNSTOP DRAIN) RP:DEIDRA APPLEWHITE (662) 352-4153
Closing Comments . . COMPLETED CLEAN OUT OF DRAIN

Date Open . . . 08/10/17
Time Open . . . 15:52:03
Date Closed . . 08/14/17
Time Closed . . 00:00:00

Assigned To. KEVIN MCPHAIL

SHO-CDR

Department . . . ST STREET

256649 Location. . MAIN ST & COLUMBIA ST Keyword. . . . . 879 FLOODING PROBLEMS

Service Request. . . YARD FLOODS WHEN IT RAINS (THIS HAS BEEN AN ONGOING PROBLEM FOR ABOUT 9 YEARS) RP STATES THAT THE CITY CAME OUT AND MARKED THE STREET BUT NEVER CAME BACK

Date . . 01/03/17
Time . . 09:31:23

256702 Location. . MAGNOLIA AVE 307 Keyword. . . . . 879 FLOODING PROBLEMS

Service Request. . . 12/29/16-BACK YARD FLOODING RP:ANTHONY SPANN (601) 466-0432

Date . . 01/04/17
Time . . 08:33:19

257237 Location. . MELBA AVE 501 Keyword. . . . . 879 FLOODING PROBLEMS

Service Request. . . SERIOUS FLOODING FROM 4TH ST. PLEASE CHECK DRAINAGE. RP:KATHLEEN ADAMS 310-1952

Date . . 01/19/17
Time . . 15:49:40

257238 Location. . 5TH AVE S 415 Keyword. . . . . 879 FLOODING PROBLEMS

Service Request. . . DITCH BEHIND ADDRESS IS FLOODING RP:JASON 466-4300

Date . . 01/19/17
Time . . 15:51:40

260482 Location. . CYPRESS AVE 254 Keyword. . . . . 879 FLOODING PROBLEMS

Service Request. . . FLOODING PROBLEMS (YARD BEGAN TO FLOOD WHEN THE CITY COVERD THE DITCH) THE WATER HAS NO WHERE TO GO, PLEASE DO SOME -THING TO PREVENT YARD FROM FLOODING

Date . . 05/03/17
Time . . 16:08:08

540-CDR

Department . . . ST STREET

261595 Location. . FRANKLIN ST 915 Keyword. . . . . 879 FLOODING PROBLEMS

Service Request. . . STREET FLOODING AFTER RAIN CAUSES
STANDING WATER IN FRONT OF HOUSE
ESPECIALLY

Date . . 06/05/17
Time . . 13:51:04

261596 Location. . FRONT ST E 714 Keyword. . . . . 879 FLOODING PROBLEMS

Service Request. . . WATER COMES INTO FRONT YARD AFTER EVERY
RAIN BAD FLOOD PROBLEM
RP: MRS ATKINS 601-544-4533

Date . . 06/05/17
Time . . 14:10:10

261607 Location. . 25TH AVE N 304 Keyword. . . . . 879 FLOODING PROBLEMS

Service Request. . . 6/5/17-YARD FLOOD AFTER IT RAINS 15 MIN.
WATER DOES NOT DRAIN IT JUST SITS THERE
UNTIL IT DRIES UP.

Date . . 06/05/17
Time . . 15:06:38

263653 Location. . 20TH AVE N 113 Keyword. . . . . 879 FLOODING PROBLEMS

Service Request. . . PROPERTY FLOODS EVERYTIME IT RAINS
WATER RUNS FROM THE STREET
RP: BOBBY SHOEMAKE

Date . . 07/25/17
Time . . 14:16:04

264416 Location. . GRACE CT 718B Keyword. . . . . 879 FLOODING PROBLEMS

Service Request. . . CARPORT AND YARD FLOODED ON 8/9/17.
CLEAN OUT CONCRETE DITCHES

Date . . 08/10/17
Time . . 12:12:03

S40-CDR

Department . . . ST STREET

266727 Location. . WOODLAND CT 805 Keyword. . . . . 879 FLOODING PROBLEMS

Service Request. . . BACKYARD FLOODS WHEN IT RAINS (THERE IS A HILL BEHIND HOUSE AND WATER RUNS DOWN ONTO BACKYARD CAUSING FLOODING) THIS HAS BEEN HAPPENING FOR YEARS BUT IS GETTING 12/5/17-2ND REQ.

Date . . 10/11/17
Time . . 11:29:47

540-CDR

ANNUAL PROGRESS REPORT
ON THE PROPOSED AND CURRENT ACTIVITIES
OUTLINED IN THE MULTI-JURISDICTIONAL

MULTI-HAZARD MITIGATION PLAN

FOR THE CITY OF HATTIESBURG, MS
(Activity 510)
January 2018

MITIGATION STRATEGY 1: **ENCOURAGE THE DEVELOPMENT OF NEW BUILDINGS AND INFRASTRUCTURE AND THE MAINTENANCE OF EXISTING FACILITIES AND INFRASTRUCTURE THAT WILL MITIGATE HAZARDS.**

Actions:

a. **Mitigate County critical facilities located in Special Flood Hazard Areas:**

1. Funding is still a problem for the City to address this mitigation measure. While grants are available, many of the facilities are privately owned and the City is unable to address private interest.

2. City staff is still searching for funding for City owner facilities. Applying for MEMA grants is still an option; however, we have not found any in time to meet Notice of Intent and Pre-Application deadlines in a timely manner.

b. **Mitigate critical facilities with generators**:

1. Thirty-eight (38) facilities in City have been equipped with generators since Hurricane Katrina.

c. **Create a plan that addresses current and future issues in Forrest County:**

1. As reported previously the City's portion of this item was completed in December 2008, when the City Council approved our Comprehensive Plan, ending a 2-year process that was heavily influenced by public participation.

d. **Reestablish corridors along river and streambeds in Forrest County:**

1. Grant application was not approved, so still pursuing other funding sources.

e. **Actively pursue and buy those properties that are considered repetitive loss properties:**

1. The City's Engineer and staff have discussed many potential projects, including possible buyouts; however, the cost benefit analysis has prohibited pursuing thus far.

Exhibit "H"

f. **Adoption of building codes in Forrest County that will address new buildings.**

1. This measure affects only Forrest County, as the City has adopted codes and is currently operating under the 2012 ICC and the 2011 NEC codes.

g. Discourage development within the Special Flood Hazard Area and in the floodway.

1. In January 2018, the City adopted the State Model Ordinance with increased regulatory matters, such as higher standards for critical facilities in 100 or 500-year zone. We also increased cumlative substantial damage and improvement periods to 10 years. *(See Exhibit C)*

h. Address the threat of unhealthy trees that are near critical facilities.

1. Grants were previously requested for this effort, but were not approved. Other funding sources still need to be identified.

i. Enhance shelter capabilities.

1. As previously reported, in August 27, 2010 the City received grants from FEMA/MEMA for the installation of fourteen (14) Safe Rooms at various publicly owned critical facilities to house first responders, city staff, etc. during a hazardous event. Two (2) were removed due to flood being in a flood zone and extreme elevation requirement making them infeasible projects; however, the other twelve (12) were installed and completed.

2. In 2009 a Forrest County Shelter was built, and the EOC office built an addition to their operations to house emergency responders during a hazardous event. Although not built by the City, both structures are located within the Hattiesburg City limits, and utilized by the city.

3. Twelve safe room for schools in unincorporated areas were approved in 2017, with construction to begin soon. The City intends to file for this same grant on the next round of available grant funds.

Exhibit "H"

MITIGATION STRATEGY 2: FOSTER AN ON-GOING COMMUNITY EDUCATION PROGRAM ON HAZARD MITIGATION SAFETY AND PREPARATION.

Actions:

a. **Educate property owners residing in flood zones on the flood risks and the benefits of acquiring flood insurance.**

1. The annual mail out of our Flood Damage, Prevention and Reduction Brochure to every city resident.was not completed in 2017, due to major staff changes, including Mayor, Department Director and multiple support staff. However, in late October the City Council hired a retired Floodplain Manager and CRS Coordinator to come back to work and train new staff to get the City back on track with our flood related issues and reporting. We expect brochures to be mailed no later than the end of May, 2018.

2. We also continue to distribute the Hurricane Evacuation Guide, Flood Damage Prevention and Reduction Ordinances, the National Flood Insurance Program, and Preparation Planning Brochure in numerous ways.

3. Our annual Night Out Against Crime Kickoff was held July 27, 2017 with over 900 citizen attendees. At that event the Planning Department had a booth and distributed literature such as Planning Brochures, Flood Damage Prevention, and Reduction brochure, National Flood Insurance Program brochure, and Stormwater Management Information. Forrest County participates in the City's Night Out Against Crime Program and passed out their "Summary of Development Process" to all attendees.

b. **Educate the citizens of Forrest County regarding stormwater, natural hazards and all related items.**

1. As stated in 2a above, the brochure to be mailed in May 2018 will address many of these items.

2. In 2008 we created a Storm Water brochure, and have held several training sessions for citizens and staff regarding storm water mitigation and compliance issues. Our latest training session for staff was November 2017 and we showed the two videos purchased ***Ground Control - Stormwater Pollution Prevention for Construction Sites*** and ***Municipal Storm Water Pollution Prevention – Storm Watch***.

3. Planning staff still utilizes a list of local surveyors and engineers which is provided to all flood permit applicants that may need an Elevation Certificate and/or structural engineering work done.

4. Planning staff still holds Pre-Application meetings with all applicants as outlined in previous reports.

Exhibit "H"

5. The regional Pinebelt Stormwater Task Force Committee still holds an annual household hazardous waste day entitled "Amnesty Day" with this year's event scheduled for April 21. DEQ grant application has been submitted and approved for this event.

6. The Task Force once again participated in the Earth Day event held by our Parks and Recreation Department. This event is held at Town Square Park and open to the general public. We continue to utilize the storm drain model built for us, and cover many topics, such as Storm Water, Recycling, Keeping Hattiesburg / Forrest County Beautiful, keeping trash out of our streets, motor oils, etc. out of our yards, and not putting (or blowing) trash and debris into streets that may clog drains and potential flood homes.

7. The city has a Sustainability Officer who implements many outreach programs, including afterschool and summer programs. These programs target 3rd graders through highschool, and discuss storm drains (and how they work) approximately six times a year.

c. Alert citizens of approaching life-threatening weather events.

1. 100 NOAA Radios were purchased in 2015 and 77 have been distributed thus far.

2. A FEMA/MEMA grant was obtained in late 2010 and seven (7) Emergency Warning Signals (Sirens) have since been installed per the map provided previously showing locations.

4. The Flood Inundation Map Project is completed and accessible here: http://water.weather.gov/ahps2/inundation/index.php?gage=hatm6.

MITIGATION STRATEGY 3: ENHANCE RESPONSE PROCEDURES AND CAPABILITIES.

Actions:

a. Address the local need of debris removal and related items after a storm.

1. Grants were requested for this effort, but were not approved. Other funding sources still need to be identified.

2. Our GIS Master Plan for all infrastructure and parcels in the city is currently in place and greatly utilized.

b. Provide first responders in Petal with necessary equipment and training to respond to gas plant disasters.

1. This measure affects only City of Petal.

c. Develop a police response unit in Petal designed to deter acts of terrorism.

1. This measure affects only City of Petal.

Exhibit "H"

MITIGATION STRATEGY 4: UTILIZE TECHNOLOGY TO PROTECT AND DEVELOP RECORDS AND DATA.

Actions:

a. **Convert existing parcel data to a format accessible by other governmental offices and the general public.**

   1. Forrest County completed this project using a third party – a company called Tri-State Consulting Services Inc., and the City and citizens now have access to all information and maps.

b. **Map groundwater-flooding areas.**

   1. The City still utilizes the map created by the original Floodplain Management Plan, which identifies all flooding outside SFHA, including flash, creek, street, drainage and even erosion areas. This is updated upon any notice from citizens of problems and is entitled the Community Assessed Hazard Area (CAHA) Map.

   2. As previously stated, the Flood Inundation Map Project is complete and accessible here: http://water.weather.gov/ahps2/inundation/index.php?gage=hatm6.

c. **Preserve classified, confidential and/or important governmental documents.**

   1. The City Council switched to open, or "paperless" government in 2011 (via Legistar and LaserFiche). All agendas and the documents associated wih each item, as well are availble.
   2. Forrest County also have their records scanned and preserved, thus allowing the city access.
   3. All floodplain/CRS records are scanned and preserved off-site as a backup of our records.
   4. Our city clerk and several other staff have attended classes on preserving records and were intrical in setting up both the Legistar and LaserFiche programs.

Exhibit "H"

ANNUAL PROGRESS REPORT
ON THE PROPOSED AND CURRENT ACTIVITIES
OUTLINED IN OUR

FLOODPLAIN MANAGEMENT PLAN

FOR THE CITY OF HATTIESBURG, MS
(Activity 510)
September 2018

PUBLIC EDUCATION AND AWARENESS:

In early May 2018, the City of Hattiesburg C.R.S. Coordinator will mail our Flood Damage Prevention and Reduction Brochure to all city residents. There has been no significant change in the previously reported ratios of 93% residential and 7% commercial in the Special Flood Hazard Areas.

The City will also mail at that time Notice to those Realtors, Lenders, and Insurance Agents, which provide Flood Insurance Rate Map Determination information.

Our D-FIRMS were effective as of March 2010, and we continue to utilize the GIS layers on all site reviews.

All previously outlined brochures are still available in various locations of the City.

The Site Plan Review (SPR) Committee still meets weekly to review all development plans submitted, except for single-family residential. The City still has two Certified Floodplain Managers on staff (Planning Manager and the Building Official) for reviewing and approving permits and issuing Certificates of Occupancy. The new CRS Coordinator is in the process of scheduling classes for both NFIP and CRS courses and will take the exam upon completion.

FLOOD PROTECTION ASSISTANCE:

The City still performs annual maintenance along Gordon's Creek, the Leaf River and the Bouie River. Full reports of these inspections are maintained in the Public Works Department, and are available upon request.

We continue to receive calls from the public and all departments of the City with any known "problems" through our Action Line. Staff and Administration monitor all reported calls.

Other drainage work continues to be done.

Exhibit "H"

We still continue to give on-site assistance to citizens regarding ways to protect their property from future flooding. We also still maintain a library of FEMA technical bulletins and booklets on a variety of flood related issues, as does our local public and university libraries

FLOOD HAZARD AREA MAPPING:

We continue to update our GIS maps as Letters of Map Amendment are received.

Our GIS system continues to maintain many map layers, all of which are available to all departments and citizens for permitting or development use.

PUBLIC INVOLVEMENT:
(See the first paragraph of the "Increase Flood Education" section of this report).

STATEMENT OF GOALS:

Address Repetitive Loss Areas
We continue to perform drainage work to reduce flooding.

Increase Floodplain Education
We continue to meet with various groups to discuss flood zones, repetitive loss and community assessed hazard areas for each neighborhood.

The City of Hattiesburg continues to distribute NOAA radios to our senior citizens and low income households. To date, approximately 77 have been distributed since 2015. The criteria brochure has previously been submitted for your review.

We again presented information at the Earth Day Event.

Provide Continuous Drainage Work
We continue to do drainage ditch bank stabilization, widening and slope protection in all areas of the City.

Exhibit "H"

Revise Floodplain Ordinances and Continue coordination with Other Agencies

Our Multi-Hazard Mitigation Plan is due to be revised in late 2018. The City plans to include a Program for Public Information Strategy Team and revise and incorporate our current Floodplain Management Plan into the Multi-Hazard Mititgation Plan.

In updating our Multi-Hazard Mitigation Plan, we continue to work with both Lamar and Forrest Counties on many projects that affect the City, as well as with critical care facilities, businesses and officials.

The Regional Pine Belt Stormwater Committee is currently in the planning stages of our next Annual Amnesty Day Event to be held April 21, 2018.

As stated in the Mitigatin section of the annual report, a retired Floodplain Manager/CRS Coordinator has been hired to train current staff, and they plan to submit a modification application this year.

ALTERNATIVE AND RECOMMENDED MEASURES:

Preventive Activities

We continue to utilize our Comprehensive Plan for 2008-2028, 30-year Metropolitan Transportation Plan, and other codes to address several flood related issues.

As an MS-4 for Stormwater Management, we continue to hold training and other events through the Pinebelt Stormwater Task Force, such as: our annual Amnesty Day (Right-Way-to-Throw-Away), Earth Day events described in the Mitigation Plan Report under Mitigation Strategy 2b.

Property Protection

As stated above, our Flood Hazard Prevention Ordinance was updated earlier year and may again be updated again this year as part of the modification application.

The Planning Division completed to process of developing the LDC in 2018.

The Land Development Staff continues to check flood zones prior to any building, grading, sign or other permit issuance, and receives elevation certificates as required. As stated in Mitigation Strategy 2 b4 and 2 b5, we maintain and distribute a list of local surveyors and engineers, and require pre-application meetings for all development.

FLOOD WARNING PROGRAM:

The Emergency Management District still receives readings twice a day from the Jackson Weather Service for river flooding, and still maintains their own gauges on the Leaf River and Gordon's Creek, which are read daily.

Our outreach documents were amended several years ago to reflect this information.

As we previously stated, the Mississippi Department of Environmental Quality and NOAA created the Flood Inundation Maps for this area. This project is completed and fully operational here: http://water.weather.gov/ahps2/inundation/index.php?gage=hatm6.

SUMMARY:

Hattiesburg continues to make a concentrated effort to create a solid base of information on our floodplain, repetitive loss and community flood hazard areas. Hattiesburg continues to strive to reduce flooding in our City, thereby minimizing property losses to our citizens through projects such as the site plan review and permit process, and most importantly, the many creek, channel and stabilization works in progress or proposed within our City.

In 2013 upon receiving a new CRS Manual, the city reverted from a Class 6 CRS rating to a Class 8. As stated in Mitigation Strategy 2, the city is working hard to train new staff and regain a better CRS rating. Our plans are currently to submit a modification application in 2018 under the new 2017 CRS Manual, thus giving our citizens an even greater discount on flood insurance.

Exhibit "H"

City of Hattiesburg, MS

200 Forrest St.
P.O. Box 1898
Hattiesburg, MS 39401

Master

File Number: 2018-200

File ID:	2018-200	**Type:**	Regular Agenda Item	**Status:**	Agenda Ready
Version:	1	**Reference:**		**In Control:**	City Council
Requester:	Lamar Rutland			**File Created:**	01/30/2018
Brief Title:	Acknowledge receipt of temporary construction easements and warranty deeds for four rights-of-way from 38th Ave Baptist Church for the 38th Ave Sidewalk Project.			**Final Action:**	
				Minute Book Number:	MB2018-34-35

Title:

Acknowledge receipt of temporary construction easements and warranty deeds for four rights-of-way from Charles O. Middlebrooks, Jr., Jerald Edwin Levins and Keith Alan Stockett as Trustees of 38th Avenue Baptist Church, for the 38th Avenue Sidewalk Project; Authorize City Clerk to record said easements and deeds with Forrest County.

Tax Parcel No.: 2-028L-07-027.00 PPIN: 23033
Warranty Deed & Temporary Construction Easement
Tax Parcel No.: 2-028L-07-026.00 PPIN: 23034
Warranty Deed & Temporary Construction Easement
Tax Parcel No.: 2-028L-07-029.00 PPIN: 23039
Warranty Deed & Temporary Construction Easement
Tax Parcel No.: 2-028E-06-085.00 PPIN: 26333
Warranty Deed & Temporary Construction Easement

Notes:			
		Agenda Date:	02/06/2018
Indexes:		**Agenda Number:**	VII.-3
Sponsors:		**Enactment Date:**	
Attachments:	Construction Easement - 38th Ave Church PPIN 23039-23034-23033, Construction Easement - 38th Ave Church PPIN 26333, Warranty Deed - 38th Ave Church PPIN 23039-23034-23033, Warranty Deed - 38th Ave Church PPIN 26333	**Enactment Number:**	
Contact:		**Meeting Date:**	02/06/2018
Drafter:	Sharon Waits	**Effective Date:**	

History of Legislative File

Ver-sion:	Acting Body:	Date:	Action:	Sent To:	Due Date:	Return Date:	Result:
1	City Council	02/06/2018					

Text of Legislative File 2018-200

Title

Acknowledge receipt of temporary construction easements and warranty deeds for four rights-of-way from Charles O. Middlebrooks, Jr., Jerald Edwin Levins and Keith Alan Stockett as Trustees of 38th Avenue Baptist Church, for the 38th Avenue Sidewalk Project; Authorize City Clerk to record said easements and deeds with Forrest County.

Tax Parcel No.: 2-028L-07-027.00 PPIN: 23033 Warranty Deed & Temporary Construction Easement
Tax Parcel No.: 2-028L-07-026.00 PPIN: 23034 Warranty Deed & Temporary Construction Easement
Tax Parcel No.: 2-028L-07-029.00 PPIN: 23039 Warranty Deed & Temporary Construction Easement
Tax Parcel No.: 2-028E-06-085.00 PPIN: 26333 Warranty Deed & Temporary Construction Easement

Summary

Acknowledge receipt of temporary construction easements and warranty deeds for four rights-of-way from 38th Ave Baptist Church for the 38th Ave Sidewalk Project.

Prepared by:
City of Hattiesburg
Engineering Department
Post Office Box 1898
Hattiesburg, MS 39403-1898
(601) 545-4540

Return to:
City of Hattiesburg
Engineering Department
Post Office Box 1898
Hattiesburg MS 39403-1898
(601) 545-4540

INDEXING INSTRUCTIONS: Lots 3 – 12, Block 5 of the Pine Crest Second Survey to the City of Hattiesburg, Section 7, T-4-North, R-13-W, Forrest County, Mississippi

STATE OF MISSSISSIPPI

County of Forrest

City of Hattiesburg

TEMPORARY CONSTRUCTION EASEMENT

For and in consideration of the sum of Ten Dollars ($10.00), cash in hand paid, the receipt and sufficiency of all of which is hereby acknowledged and confessed, including the benefits to be derived herefrom, **CHARLES O. MIDDLEBROOKS, JR., JERALD EDWIN LEVINS AND KEITH ALAN STOCKETT, as Trustees of 38th Avenue Baptist Church**, do hereby grant and convey unto the **CITY OF HATTIESBURG, MISSISSIPPI**, a municipal corporation, a Temporary Construction Easement for the North 38th Avenue Sidewalk Project as hereinafter described, with full and free right, liberty and authority to enter upon and dig, construct and maintain incidental construction. Said Temporary Construction Easement is located and situated in the City of Hattiesburg, Forrest County, Mississippi and more particularly described as follows, to-wit:

A parcel of land being located in Lots 3 - 12, Block 5 of the Pine Crest Second Survey to the City of Hattiesburg, Section 7, Township 4 North, Range 13 West, Forrest County, Mississippi, having bearings based upon Grid North and being more particularly described as follows:

Commencing at the Northwest Corner of Block 5 of the Pine Crest Second Survey to the City of Hattiesburg, thence run South 00 degrees 14 minutes 29 seconds West for 26.00 feet to a point on the Southern right-of-way of Morningside Drive; thence run along said right-of-way North 44 degrees 52 minutes 38 seconds East for a distance of 14.23 feet to and for the POINT OF BEGINNING; thence continue along said right-of-way North 44 degrees 52 minutes 38 seconds East for a distance of 14.07 feet; thence run along said right-of-way North 89 degrees 50 minutes 37 seconds East for 5.12 feet; thence leaving said right-of-way run South 00 degrees 14 minutes 29 seconds West for a distance of 329.14 feet; thence run North 89 degrees 49 minutes 54 seconds West for a distance of 3.00 feet; thence run South 00 degrees 14 minutes 29 seconds West for a distance of 150.00 feet to a point on the South line of Lot 3; thence run along the South line of said Lot 3 North 89 degrees 49 minutes 54 seconds West for a distance of 12.00 feet; thence run North 00 degrees 14 minutes 29 seconds East for a distance of 45.58 feet; thence run South 89 degrees 45 minutes 31 seconds East for a distance of 4.95 feet; thence run North 00 degrees 06 minutes 32 seconds East for a distance of 12.00 feet; thence run North 89 degrees 45 minutes 31 seconds West for a distance of 4.93 feet; thence run North 00 degrees 14 minutes 29 seconds East for a distance of 101.19 feet; thence run South 89 degrees 45 minutes 31 seconds East for a distance of 4.77 feet; thence run North 00 degrees 09 minutes 42 seconds East for a distance of 12.00 feet; thence run North 89 degrees 45 minutes 31 seconds West for a distance of 4.75 feet; thence run North 00 degrees 14 minutes 29 seconds East for a distance of 48.84 feet; thence run South 89 degrees 45 minutes 31 seconds East for a distance of 4.68 feet; thence run North 00 degrees 09 minutes 42 seconds East for a distance of 12.00 feet; thence run North 89 degrees 45 minutes 31 seconds West for a distance of 4.67 feet; thence run North 00 degrees 14 minutes 29 seconds East a distance of 237.50 feet back to the POINT OF BEGINNING. Said parcel contains 0.15 acres (6,615 square feet), more or less.

The Grantee, the City of Hattiesburg, Mississippi, is hereby given the right to do whatever may be necessary and proper for the enjoyment of the rights herein granted, including the right of ingress and egress and the right to clear said right of way above described of such trees and shrubs as may be necessary for the full enjoyment of the rights herein granted. This construction easement will revert to the Grantor upon completion of construction.

I/we fully understand that we have the right to receive just compensation for the real property herein described based on an appraisal of said property. I/we hereby waive our right to just compensation and donate the real property herein described to the City of Hattiesburg.

I/We further understand that we have the right to request that a fair market value appraisal of the property be made and I/we hereby waive that right.

WITNESS THE SIGNATURE OF THE GRANTORS, on this, the 28th day of January, A.D., 2018.

Signature / Date: 1/28/18
Print Name: Charles O. Middlebrooks Jr.

Signature / Date: 1/28/18
Print Name: Keith Alan Stockett

Signature / Date: 1/28/18
Print Name: Jerald Edwin Levins

STATE OF MISSSISSIPPI
County of Forrest

Personally appeared before me, the undersigned authority in and for the said county and state, on this 28th day of January, 2018, within my jurisdiction, the within named **CHARLES O. MIDDLEBROOKS, JR., JERALD EDWIN LEVINS AND KEITH ALAN STOCKETT,** who acknowledged that they are Trustees of the 38th Avenue Baptist Church, and that in said representative capacity they executed the above and foregoing instrument, after first having been duly authorized so to do.

STATE OF MISSISSIPPI NOTARY PUBLIC ID # 69102 SUSAN D. MOORE Commission Expires March 10, 2019 FORREST COUNTY

(SEAL)

NOTARY PUBLIC

My commission expires: 3/10/19

LEGAL DESCRIPTION (Right-of-Way)

38th Avenue B.C. PPIN 23039, 23034, and 23033 LEGAL DESCRIPTION (Right-of-Way) A parcel of land being located in Lots 3 - 12, Block 5 of the Pine Crest Second Survey to the City of Hattiesburg, Section 7, Township 4 North, Range 13 West, Forrest County, Mississippi, having bearings based upon Grid North and being more particularly described as follows:

Commencing at the Northwest Corner of Block 5 of the Pine Crest Second Survey to the City of Hattiesburg, thence run South 00 degrees 14 minutes 29 seconds West for 26.00 feet to a point on the Southern right-of-way of Morningside Drive to and for the POINT OF BEGINNING; thence run along said right-of-way North 44 degrees 52 minutes 38 seconds East for a distance of 14.23 feet; thence leaving said right-of-way run South 00 degrees 14 minutes 29 seconds West for a distance of 237.50 feet; thence run South 89 degrees 45 minutes 31 seconds East for a distance of 4.67 feet; thence run South 00 degrees 09 minutes 42 seconds West for a distance of 12.00 feet; thence run North 89 degrees 45 minutes 31 seconds West for a distance of 4.68; thence run South 00 degrees 14 minutes 29 seconds West for a distance of 48.84 feet; thence run South 89 degrees 45 minutes 31 seconds East for a distance of 4.75 feet; thence run South 00 degrees 09 minutes 42 seconds West for a distance of 12.00 feet; thence run North 89 degrees 45 minutes 31 seconds West for a distance of 4.77 feet; thence run South 00 degrees 14 minutes 29 seconds West for a distance of 101.19 feet; thence run South 89 degrees 45 minutes 31 seconds East for a distance of 4.93 feet; thence run South 00 degrees 06 minutes 32 seconds West for a distance of 12.00 feet; thence run North 89 degrees 45 minutes 31 seconds West for a distance of 4.95 feet; thence run South 00 degrees 14 minutes 29 seconds West for a distance of 45.58 feet to a point on the South line of Lot 3; thence run along the South line of said Lot 3 North 89 degrees 49 minutes 54 seconds West for a distance of 10.00 feet to a point on the Eastern right-of-way of North 38th Avenue; thence run along said right-of-way North 00 degrees 14 minutes 29 seconds East for a distance of 459.00 feet back to the POINT OF BEGINNING. Said parcel contains 0.11 acres (4.813 square feet), more or less.

LEGAL DESCRIPTION (Temporary Construction Easement)

A parcel of land being located in Lots 3 - 12, Block 5 of the Pine Crest Second Survey to the City of Hattiesburg, Section 7, Township 4 North, Range 13 West, Forrest County, Mississippi, having bearings based upon Grid North and being more particularly described as follows:

Commencing at the Northwest Corner of Block 5 of the Pine Crest Second Survey to the City of Hattiesburg, thence run South 00 degrees 14 minutes 29 seconds West for 26.00 feet to a point on the Southern right-of-way of Morningside Drive; thence run along said right-of-way North 44 degrees 52 minutes 38 seconds East for a distance of 14.23 feet to and for the POINT OF BEGINNING; thence continue along said right-of-way North 44 degrees 52 minutes 38 seconds East for a distance of 14.07 feet; thence run along said right-of-way North 89 degrees 50 minutes 37 seconds East for 5.12 feet; thence leaving said right-of-way run South 00 degrees 14 minutes 29 seconds West for a distance of 329.14 feet; thence run North 89 degrees 49 minutes 54 seconds West for a distance of 3.00 feet; thence run South 00 degrees 14 minutes 29 seconds West for a distance of 150.00 feet to a point on the South line of Lot 3; thence run along the South line of said Lot 3 North 89 degrees 49 minutes 54 seconds West for a distance of 12.00 feet; thence run North 00 degrees 14 minutes 29 seconds East for a distance of 45.58 feet; thence run South 89 degrees 45 minutes 31 seconds East for a distance of 4.95 feet; thence run North 00 degrees 06 minutes 32 seconds East for a distance of 12.00 feet; thence run North 89 degrees 45 minutes 31 seconds West for a distance of 4.93 feet; thence run North 00 degrees 14 minutes 29 seconds East for a distance of 101.19 feet; thence run South 89 degrees 45 minutes 31 seconds East for a distance of 4.77 feet; thence run North 00 degrees 09 minutes 42 seconds East for a distance of 12.00 feet; thence run North 89 degrees 45 minutes 31 seconds West for a distance of 4.75 feet; thence run North 00 degrees 14 minutes 29 seconds East for a distance of 48.84 feet; thence run South 89 degrees 45 minutes 31 seconds East for a distance of 4.68 feet; thence run North 00 degrees 09 minutes 42 seconds East for a distance of 12.00 feet; thence run North 89 degrees 45 minutes 31 seconds West for a distance of 4.67 feet; thence run North 00 degrees 14 minutes 29 seconds East a distance of 237.50 feet back to the POINT OF BEGINNING. Said parcel contains 0.15 acres (6,615 square feet), more or less.

NOTES:

1. Class "B" Survey.
2. North Based on Grid North.
3. No Additional Record Search for Easements was Conducted.
4. Date of Field Survey: Nov. 2, 2017.

REFERENCE MATERIAL:

1. Pine Crest Second Survey for the City of Hattiesburg
2. Forrest County Tax Maps
3. Warranty Deed
   BK 83, PG 248
   BK 120, PG 112
   BK 459, PG 361
4. Conveyance
   BK 488, PG 483
5. Warranty Deed
   BK 307, PG 65

PRELIMINARY – PINS NOT SET

Clearpoint
CONSULTING ENGINEERS, P.A.
6652 US Highway 98 | Hattiesburg, MS 39402
t 601.261.2609 | f 601.261.5573 | clearpointengineers.com

Right-of-Way Survey	CCE NO.: 76242030
	SCALE: N.T.S.
38th AVENUE BAPTIST CHURCH PPIN: 23039, 23034, And 23033	DATE: 11/30/2017
	CHECKED: RTB
	DRAWN: JCR
PREPARED FOR: CITY OF HATTIESBURG	SHEET 2 OF 2

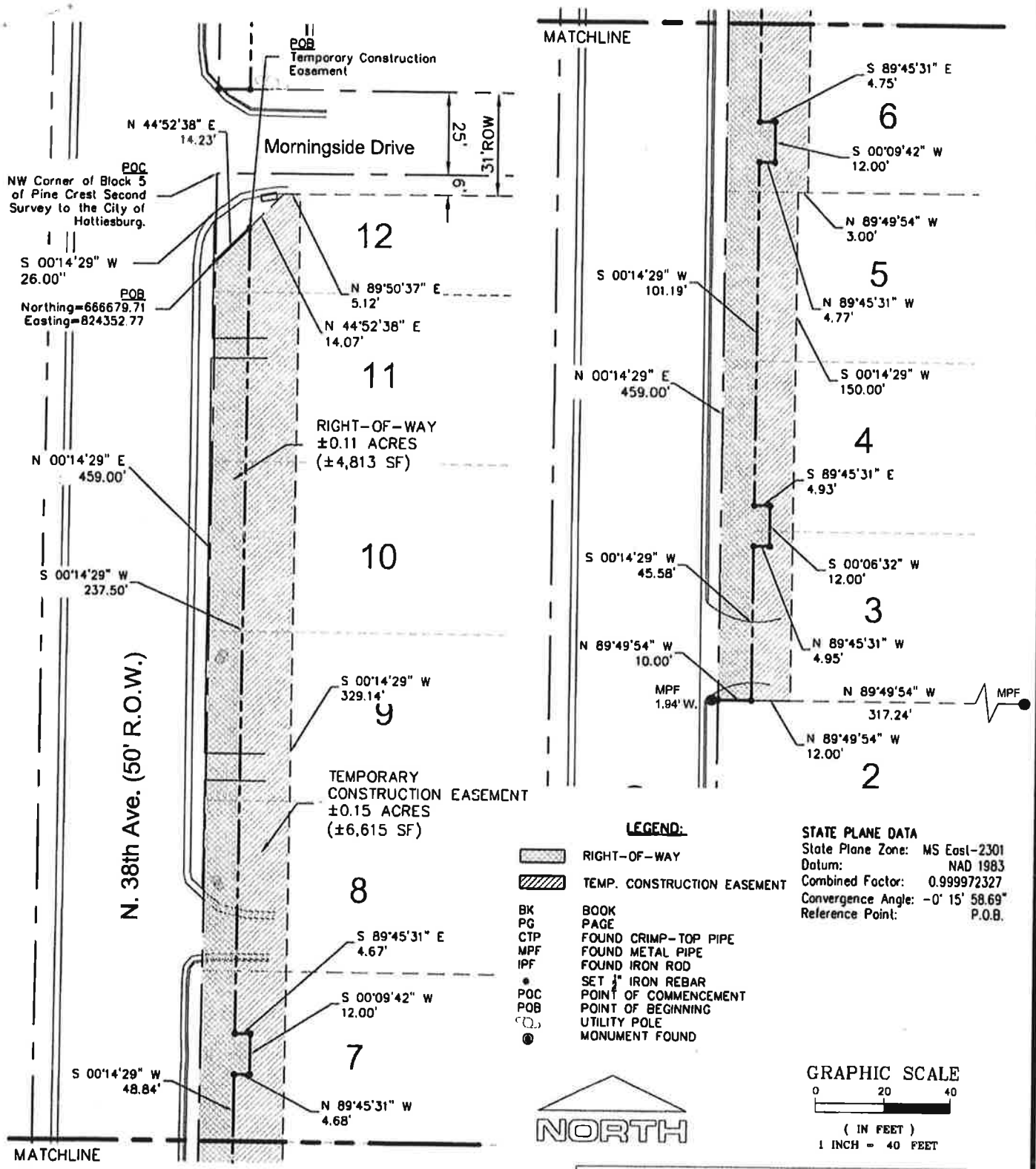

PRELIMINARY - PINS NOT SET

Clearpoint
CONSULTING ENGINEERS, P.A.
6652 US Highway 98 | Hattiesburg, MS 39402
t 601.261.2609 | f 601.261.5573 | clearpointengineers.com

Right-of-Way Survey	CCE NO.: 76242030
	SCALE: 1" = 40'
38th AVENUE BAPTIST CHURCH PPIN: 23039, 23034, And 23033	DATE: 11/30/2017
	CHECKED: RTB
	DRAWN: JCR
PREPARED FOR: CITY OF HATTIESBURG	SHEET 1 OF 2

Drawing Location: G:\76242030 - RTB Laptop Version\dwg\76242030-Survey.dwg

Prepared by:
City of Hattiesburg
Engineering Department
Post Office Box 1898
Hattiesburg, MS 39403-1898
(601) 545-4540

Return to:
City of Hattiesburg
Engineering Department
Post Office Box 1898
Hattiesburg MS 39403-1898
(601) 545-4540

INDEXING INSTRUCTIONS: SW ¼ of the SW ¼ of Section 6, T-4-N, R-13-W, Forrest County, Mississippi

STATE OF MISSSISSIPPI

County of Forrest

City of Hattiesburg

TEMPORARY CONSTRUCTION EASEMENT

For and in consideration of the sum of Ten Dollars ($10.00), cash in hand paid, the receipt and sufficiency of all of which is hereby acknowledged and confessed, including the benefits to be derived herefrom, **CHARLES O. MIDDLEBROOKS, JR., JERALD EDWIN LEVINS AND KEITH ALAN STOCKETT, as Trustees of 38th Avenue Baptist Church**, do hereby grant and convey unto the CITY OF HATTIESBURG, MISSISSIPPI, a municipal corporation, a Temporary Construction Easement for the North 38th Avenue Sidewalk Project as hereinafter described, with full and free right, liberty and authority to enter upon and dig, construct and maintain incidental construction. Said Temporary Construction Easement is located and situated in the City of Hattiesburg, Forrest County, Mississippi and more particularly described as follows, to-wit:

A parcel of land being located in the Southwest 1/4 of the Southwest 1/4 of Section 6, Township 4 North, Range 13 West, Forrest County, Mississippi, having bearings based upon Grid North and being more particularly described as follows:

Commencing at the Intersection of Southern right-of-way of Azalea Drive and the Eastern right-of-way of North 38th Avenue, City of Hattiesburg, thence run along said Southern right-of-way of Azalea Drive South 89 degrees 22 minutes 58 seconds East for a distance of 9.36 feet; thence leaving said right-of-way run South 00 degrees 12 minutes 59 seconds East for a distance of 16.99 feet to and for the POINT OF BEGINNING; thence run North 90 degrees 00 minutes 00 seconds East for a distance of 5.74 feet; thence run South 00 degrees 00 minutes 00 seconds East for a distance of 70.00 feet; thence run North 90 degrees 00 minutes 00 seconds West for a distance of 8.00 feet; thence run North 00 degrees 29 minutes 00 seconds East for a distance of 9.88 feet; thence run North 02 degrees 17 minutes 35 seconds East for a distance of 54.32 feet; thence run North for a distance of 5.85 feet back to the POINT OF BEGINNING. Said parcel contains 0.01 acres (483 square feet), more or less.

The Grantee, the City of Hattiesburg, Mississippi, is hereby given the right to do whatever may be necessary and proper for the enjoyment of the rights herein granted, including the right of ingress and egress and the right to clear said right of way above described of such trees and shrubs as may be necessary for the full enjoyment of the rights herein granted. This construction easement will revert to the Grantor upon completion of construction.

I/we fully understand that we have the right to receive just compensation for the real property herein described based on an appraisal of said property. I/we hereby waive our right to just compensation and donate the real property herein described to the City of Hattiesburg. I/We further understand that we have the right to request that a fair market value appraisal of the property be made and I/we hereby waive that right.

WITNESS THE SIGNATURE OF THE GRANTORS, on this, the 28th day of January, A.D., 2018.

Signature / Date: 1/28/18

Print Name: Charles O. Middlebrooks Jr.

Signature / Date: 1/28/18

Print Name: Keith Alan Stockett

Signature / Date: 1/28/18

Print Name: Jerald Edwin Levins

STATE OF MISSSISSIPPI

COUNTY OF Jones

Personally appeared before me, the undersigned authority in and for the said county and state, on this 28th day of January, 2018, within my jurisdiction, the within named **CHARLES O. MIDDLEBROOKS, JR., JERALD EDWIN LEVINS AND KEITH ALAN STOCKETT**, who acknowledged that they are **Trustees of 38th Avenue Baptist Church**, and that in said representative capacity they executed the above and foregoing instrument, after first having been duly authorized so to do.

NOTARY PUBLIC

STATE OF MISSISSIPPI NOTARY PUBLIC ID # 69102 SUSAN D. MOORE Commission Expires March 10, 2019 FORREST COUNTY

(SEAL)

My commission expires: 3/10/19

STATE PLANE DATA
State Plane Zone: MS East-2301
Datum: NAD 1983
Combined Factor: 0.999972327
Convergence Angle: -0° 15' 58.71"
Reference Point: P.O.B.

REFERENCE MATERIAL:
1. Pine Crest Second Survey for the City of Hattiesburg
2. Forrest County Tax Maps
3. Warranty Deed BK 299, PG 14

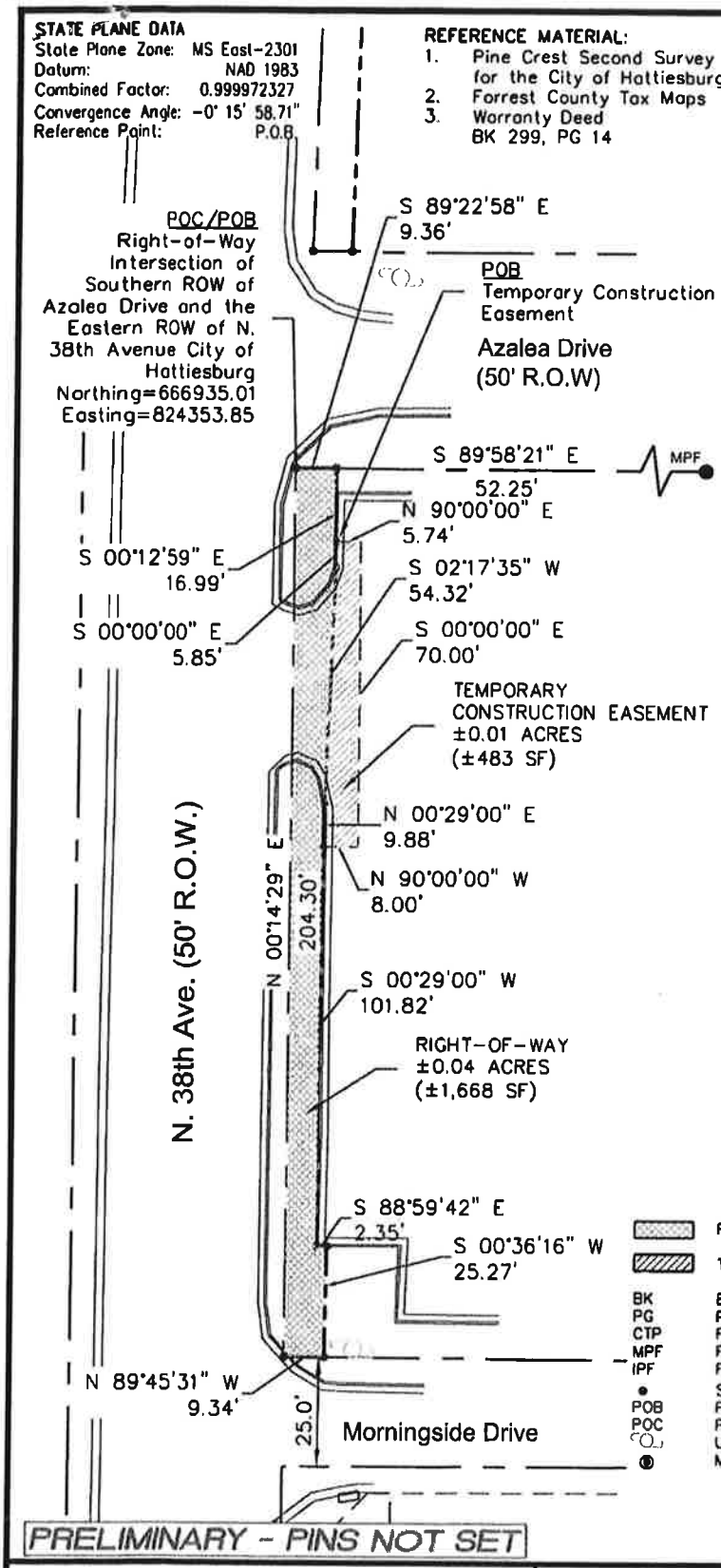

LEGAL DESCRIPTION (Right-of-Way)

A parcel of land being located in the Southwest 1/4 of the Southwest 1/4 of Section 6, Township 4 North, Range 13 West, Forrest County, Mississippi, having bearings based upon Grid North and being more particularly described as follows:

Beginning at the Intersection of Southern right-of-way of Azalea Drive and the Eastern right-of-way of North 38th Avenue, City of Hattiesburg,thence run along said Southern right-of-way of Azalea Drive South 89 degrees 22 minutes 58 seconds East for a distance of 9.36 feet; thence leaving said right-of-way run South 00 degrees 12 minutes 59 seconds East for a distance of 16.99 feet; thence run South 00 degrees 00 minutes 00 seconds East for a distance of 5.85 feet; thence run South 02 degrees 17 minutes 35 seconds West for a distance of 54.32 feet; thence run South 00 degrees 29 minutes 00 seconds West for a distance of 101.82 feet; thence run South 88 degrees 59 minutes 42 seconds East for a distance of 2.35 feet; thence run South 00 degrees 36 minutes 16 seconds West for a distance of 25.27 feet to a point on the Northern right-of-way of Morningside Drive; thence run along said right-of-way North 89 degrees 45 minutes 31 seconds West for a distance of 9.34 feet to a point on the Eastern right-of-way of North 38th Avenue; thence run along said right-of-way North 00 degrees 14 minutes 29 seconds East for a distance of 204.30feet back to the POINT OF BEGINNING. Said parcel contains 0.04 acres (1,668 square feet), more or less

LEGAL DESCRIPTION (Temporary Construction Easement)

A parcel of land being located in the Southwest 1/4 of the Southwest 1/4 of Section 6, Township 4 North, Range 13 West, Forrest County, Mississippi, having bearings based upon Grid North and being more particularly described as follows:

Commencing at the Intersection of Southern right-of-way of Azalea Drive and the Eastern right-of-way of North 38th Avenue, City of Hattiesburg, thence run along said Southern right-of-way of Azalea Drive South 89 degrees 22 minutes 58 seconds East for a distance of 9.36 feet; thence leaving said right-of-way run South 00 degrees 12 minutes 59 seconds East for a distance of 16.99 feet to and for the POINT OF BEGINNING; thence run North 90 degrees 00 minutes 00 seconds East for a distance of 5.74 feet; thence run South 00 degrees 00 minutes 00 seconds East for a distance of 70.00 feet; thence run North 90 degrees 00 minutes 00 seconds West for a distance of 8.00 feet; thence run North 00 degrees 29 minutes 00 seconds East for a distance of 9.88 feet; thence run North 02 degrees 17 minutes 35 seconds East for a distance of 54.32 feet; thence run North for a distance of 5.85 feet back to the POINT OF BEGINNING. Said parcel contains 0.01 acres (483 square feet), more or less

LEGEND:

	RIGHT-OF-WAY
	TEMP. CONSTRUCTION EASEMENT
BK	BOOK
PG	PAGE
CTP	FOUND CRIMP-TOP PIPE
MPF	FOUND METAL PIPE
IPF	FOUND IRON ROD
•	SET ½" IRON REBAR
POB	POINT OF BEGINNING
POC	POINT OF COMMENCEMENT
	UTILITY POLE
	MONUMENT FOUND

NOTES:
1. Class "B" Survey.
2. No Additional Record Search for Easements was Conducted.
3. Date of Field Survey: Nov. 2, 2017.
4. Orientation is based on GPS observation, Grid North, as referenced to MS State Plane Coordinate System, East Zone

GRAPHIC SCALE
0 20 40
(IN FEET)
1 INCH = 40 FEET

NORTH

PRELIMINARY - PINS NOT SET

Clearpoint
CONSULTING ENGINEERS, P.A.
6652 US Highway 98 | Hattiesburg, MS 39402
t 601.261.2609 | f 601.261.5573 | clearpointengineers.com

Right-of-Way Survey

38th AVENUE BAPTIST CHURCH
PPIN: 26333

PREPARED FOR: CITY OF HATTIESBURG

CCE NO.: 76242030
SCALE: 1" = 40'
DATE: 11/30/2017
CHECKED: RTB
DRAWN: JCR
SHEET 1 OF 1

Drawing Location: G:\76242030 - RTB Laptop Version\dwg\76242030-Survey.dwg

Prepared by:
City of Hattiesburg
Engineering Department
Post Office Box 1898
Hattiesburg, MS 39403-1898
(601) 545-4540

Return to:
City of Hattiesburg
Engineering Department
Post Office Box 1898
Hattiesburg MS 39403-1898
(601) 545-4540

INDEXING INSTRUCTIONS:

Part of Lots 3 through 12, Block 5
Of the Pinecrest Second Survey
City of Hattiesburg
NW ¼ of the NW ¼
Of Section 7, T-4-N, R-13-W
Forrest County, Mississippi

STATE OF MISSISSIPPI
COUNTY OF FORREST

WARRANTY DEED

FOR AND IN CONSIDERATION of the sum of Ten Dollars, ($10.00), cash in hand paid, and other good and valuable considerations, the receipt and sufficiency of which are hereby acknowledged, I,

CHARLES O. MIDDLEBROOKS, JR.
JERALD EDWIN LEVINS
KEITH ALAN STOCKETT
As Trustees of 38th Avenue Baptist Church
419 NORTH 38TH AVENUE
Hattiesburg MS 39401
Telephone (601) 264-3897

Grantor, do hereby grant, bargain, sell, convey and warrant unto

THE CITY OF HATTIESBURG, MISSISSIPPI
200 Forrest Street
Post Office Box 1898
Hattiesburg, MS 39403-1898
Telephone (601) 545-4540

Grantee, the following described property lying and being situated in Hattiesburg, Forrest County, Mississippi, and more particularly described on Exhibit A attached hereto:

(SEE EXHIBIT "A")

Forrest County
Tax Parcel No.: 2-028L-07-027.00 PPIN: 23033
Tax Parcel No.: 2-028L-07-026.00 PPIN: 23034
Tax Parcel No.: 2-028L-07-029.00 PPIN: 23039

Said property is not a part of the homestead of the grantor.

The Property is conveyed subject to all easements, roadways, servitudes, restrictive covenants and oil, gas and other mineral reservations, exceptions, conveyances, leases and other matters of record.

It is further understood and agreed that this instrument constitutes the entire agreement between the Grantor and the Grantee, there being no oral agreements or representations of any kind.

WITNESS MY SIGNATURE on this the 28 day of January, 2018.

CHARLES O. MIDDLEBROOKS, JR.

JERALD EDWIN LEVINS

KEITH ALAN STOCKETT

STATE OF MISSISSIPPI

COUNTY OF Forrest

Personally appeared before me, the undersigned authority in and for the said county and state, on this 28th day of January, 2018, within my jurisdiction, the within named CHARLES O. MIDDLEBROOKS, JR., JERALD EDWIN LEVINS AND KEITH ALAN STOCKETT, who acknowledged that they are Trustees of 38th Avenue Baptist Church, and that in said representative capacity they executed the above and foregoing instrument, after first having been duly authorized so to do.

STATE OF MISSISSIPPI NOTARY PUBLIC ID # 69102 SUSAN D. MOORE Commission Expires March 10, 2019 FORREST COUNTY

NOTARY PUBLIC

My Commission Expires: 3/10/19

EXHIBIT "A"

LEGAL DESCRIPTION

A parcel of land being located in Lots 3 - 12, Block 5 of the Pine Crest Second Survey to the City of Hattiesburg, Section 7, Township 4 North, Range 13 West, Forrest County, Mississippi, having bearings based upon Grid North and being more particularly described as follows:

Commencing at the Northwest Corner of Block 5 of the Pine Crest Second Survey to the City of Hattiesburg, thence run South 00 degrees 14 minutes 29 seconds West for 26.00 feet to a point on the Southern right-of-way of Morningside Drive to and for the POINT OF BEGINNING; thence run along said right-of-way North 44 degrees 52 minutes 38 seconds East for a distance of 14.23 feet; thence leaving said right-of-way run South 00 degrees 14 minutes 29 seconds West for a distance of 237.50 feet; thence run South 89 degrees 45 minutes 31 seconds East for a distance of 4.67 feet; thence run South 00 degrees 09 minutes 42 seconds West for a distance of 12.00 feet; thence run North 89 degrees 45 minutes 31 seconds West for a distance of 4.68; thence run South 00 degrees 14 minutes 29 seconds West for a distance of 48.84 feet; thence run South 89 degrees 45 minutes 31 seconds East for a distance of 4.75 feet; thence run South 00 degrees 09 minutes 42 seconds West for a distance of 12.00 feet; thence run North 89 degrees 45 minutes 31 seconds West for a distance of 4.77 feet; thence run South 00 degrees 14 minutes 29 seconds West for a distance of 101.19 feet; thence run South 89 degrees 45 minutes 31 seconds East for a distance of 4.93 feet; thence run South 00 degrees 06 minutes 32 seconds West for a distance of 12.00 feet; thence run North 89 degrees 45 minutes 31 seconds West for a distance of 4.95 feet; thence run South 00 degrees 14 minutes 29 seconds West for a distance of 45.58 feet to a point on the South line of Lot 3; thence run along the South line of said Lot 3 North 89 degrees 49 minutes 54 seconds West for a distance of 10.00 feet to a point on the Eastern right-of-way of North 38th Avenue; thence run along said right-of-way North 00 degrees 14 minutes 29 seconds East for a distance of 459.00 feet back to the POINT OF BEGINNING. Said parcel contains 0.11 acres (4.813 square feet), more or less.

LEGAL DESCRIPTION (Right-of-Way)

38th Avenue B.C. PPIN 23039, 23034, and 23033 LEGAL DESCRIPTION (Right-of-Way) A parcel of land being located in Lots 3 - 12, Block 5 of the Pine Crest Second Survey to the City of Hattiesburg, Section 7, Township 4 North, Range 13 West, Forrest County, Mississippi, having bearings based upon Grid North and being more particularly described as follows:

Commencing at the Northwest Corner of Block 5 of the Pine Crest Second Survey to the City of Hattiesburg, thence run South 00 degrees 14 minutes 29 seconds West for 26.00 feet to a point on the Southern right-of-way of Morningside Drive to and for the POINT OF BEGINNING; thence run along said right-of-way North 44 degrees 52 minutes 38 seconds East for a distance of 14.23 feet; thence leaving said right-of-way run South 00 degrees 14 minutes 29 seconds West for a distance of 237.50 feet; thence run South 89 degrees 45 minutes 31 seconds East for a distance of 4.67 feet; thence run South 00 degrees 09 minutes 42 seconds West for a distance of 12.00 feet; thence run North 89 degrees 45 minutes 31 seconds West for a distance of 4.68; thence run South 00 degrees 14 minutes 29 seconds West for a distance of 48.84 feet; thence run South 89 degrees 45 minutes 31 seconds East for a distance of 4.75 feet; thence run South 00 degrees 09 minutes 42 seconds West for a distance of 12.00 feet; thence run North 89 degrees 45 minutes 31 seconds West for a distance of 4.77 feet; thence run South 00 degrees 14 minutes 29 seconds West for a distance of 101.19 feet; thence run South 89 degrees 45 minutes 31 seconds East for a distance of 4.93 feet; thence run South 00 degrees 06 minutes 32 seconds West for a distance of 12.00 feet; thence run North 89 degrees 45 minutes 31 seconds West for a distance of 4.95 feet; thence run South 00 degrees 14 minutes 29 seconds West for a distance of 45.58 feet to a point on the South line of Lot 3; thence run along the South line of said Lot 3 North 89 degrees 49 minutes 54 seconds West for a distance of 10.00 feet to a point on the Eastern right-of-way of North 38th Avenue; thence run along said right-of-way North 00 degrees 14 minutes 29 seconds East for a distance of 459.00 feet back to the POINT OF BEGINNING. Said parcel contains 0.11 acres (4.813 square feet), more or less.

LEGAL DESCRIPTION (Temporary Construction Easement)

A parcel of land being located in Lots 3 - 12, Block 5 of the Pine Crest Second Survey to the City of Hattiesburg, Section 7, Township 4 North, Range 13 West, Forrest County, Mississippi, having bearings based upon Grid North and being more particularly described as follows:

Commencing at the Northwest Corner of Block 5 of the Pine Crest Second Survey to the City of Hattiesburg, thence run South 00 degrees 14 minutes 29 seconds West for 26.00 feet to a point on the Southern right-of-way of Morningside Drive; thence run along said right-of-way North 44 degrees 52 minutes 38 seconds East for a distance of 14.23 feet to and for the POINT OF BEGINNING; thence continue along said right-of-way North 44 degrees 52 minutes 38 seconds East for a distance of 14.07 feet; thence run along said right-of-way North 89 degrees 50 minutes 37 seconds East for 5.12 feet; thence leaving said right-of-way run South 00 degrees 14 minutes 29 seconds West for a distance of 329.14 feet; thence run North 89 degrees 49 minutes 54 seconds West for a distance of 3.00 feet; thence run South 00 degrees 14 minutes 29 seconds West for a distance of 150.00 feet to a point on the South line of Lot 3; thence run along the South line of said Lot 3 North 89 degrees 49 minutes 54 seconds West for a distance of 12.00 feet; thence run North 00 degrees 14 minutes 29 seconds East for a distance of 45.58 feet; thence run South 89 degrees 45 minutes 31 seconds East for a distance of 4.95 feet; thence run North 00 degrees 06 minutes 32 seconds East for a distance of 12.00 feet; thence run North 89 degrees 45 minutes 31 seconds West for a distance of 4.93 feet; thence run North 00 degrees 14 minutes 29 seconds East for a distance of 101.19 feet; thence run South 89 degrees 45 minutes 31 seconds East for a distance of 4.77 feet; thence run North 00 degrees 09 minutes 42 seconds East for a distance of 12.00 feet; thence run North 89 degrees 45 minutes 31 seconds West for a distance of 4.75 feet; thence run North 00 degrees 14 minutes 29 seconds East for a distance of 48.84 feet; thence run South 89 degrees 45 minutes 31 seconds East for a distance of 4.68 feet; thence run North 00 degrees 09 minutes 42 seconds East for a distance of 12.00 feet; thence run North 89 degrees 45 minutes 31 seconds West for a distance of 4.67 feet; thence run North 00 degrees 14 minutes 29 seconds East a distance of 237.50 feet back to the POINT OF BEGINNING. Said parcel contains 0.15 acres (6,615 square feet), more or less.

NOTES:

1. Class "B" Survey.
2. North Based on Grid North.
3. No Additional Record Search for Easements was Conducted.
4. Date of Field Survey: Nov. 2, 2017.

REFERENCE MATERIAL:

1. Pine Crest Second Survey for the City of Hattiesburg
2. Forrest County Tax Maps
3. Warranty Deed
   BK 83, PG 248
   BK 120, PG 112
   BK 459, PG 361
4. Conveyance
   BK 488, PG 483
5. Warranty Deed
   BK 307, PG 65

PRELIMINARY - PINS NOT SET

Clearpoint
CONSULTING ENGINEERS, P.A.
6652 US Highway 98 | Hattiesburg, MS 39402
t 601.261.2609 | f 601.261.5573 | clearpointengineers.com

Right-of-Way Survey	CCE NO.: 76242030
	SCALE: N.T.S.
38th AVENUE BAPTIST CHURCH PPIN: 23039, 23034, And 23033	DATE: 11/30/2017
	CHECKED: RTB
	DRAWN: JCR
PREPARED FOR: CITY OF HATTIESBURG	SHEET 2 OF 2

Drawing Location B:\76242030 - RTB Laptop Version\dwg\76242030-Survey.dwg

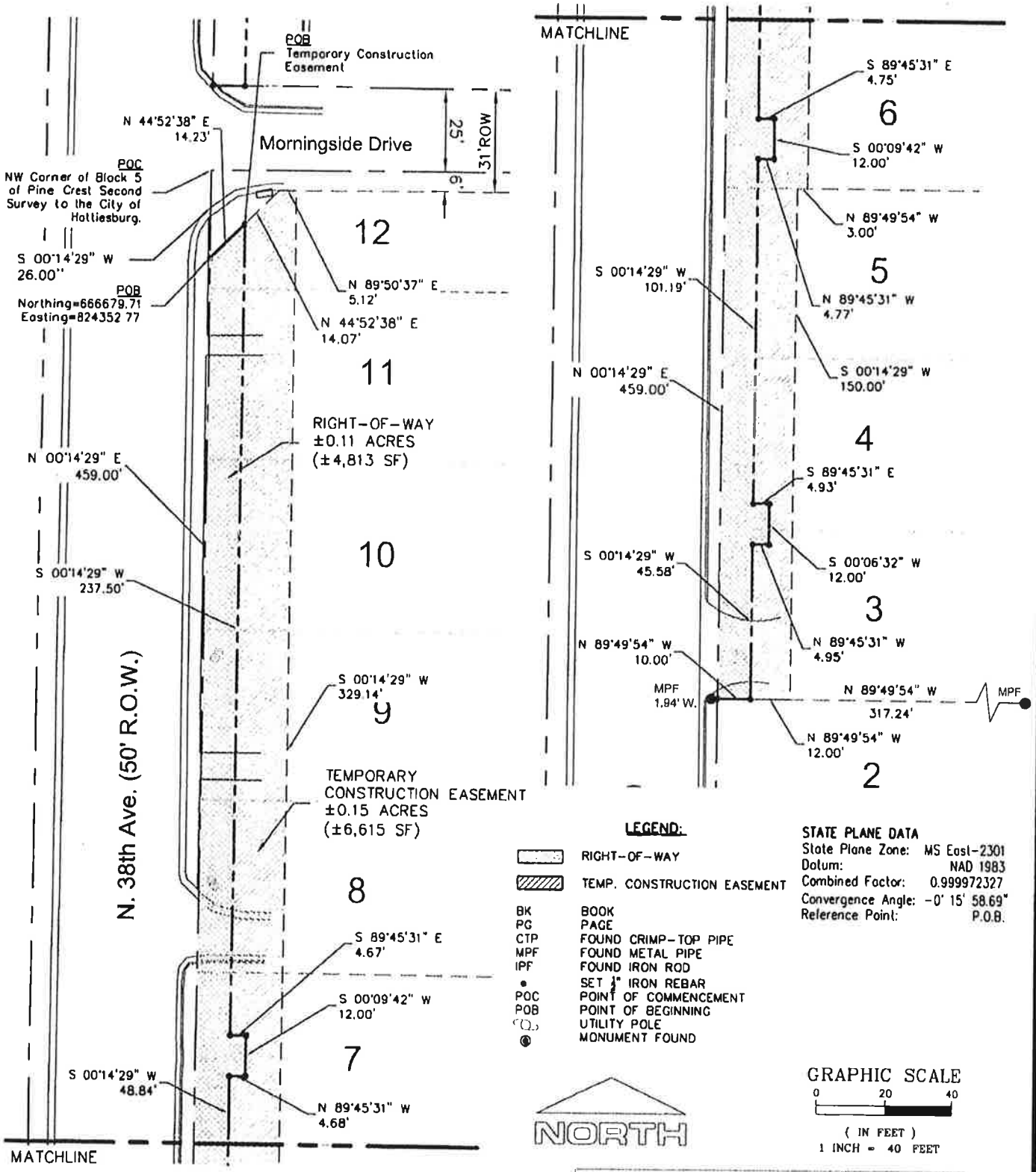

PRELIMINARY - PINS NOT SET

Clearpoint
CONSULTING ENGINEERS, P.A.
6652 US Highway 98 | Hattiesburg, MS 39402
t 601.261.2609 | f 601.261.5573 | clearpointengineers.com

Right-of-Way Survey

38th AVENUE BAPTIST CHURCH
PPIN: 23039, 23034, And 23033

PREPARED FOR: CITY OF HATTIESBURG

CCE NO.: 76242030
SCALE: 1" = 40'
DATE: 11/30/2017
CHECKED: RTB
DRAWN: JCR
SHEET 1 OF 2

Prepared by:
City of Hattiesburg
Engineering Department
Post Office Box 1898
Hattiesburg, MS 39403-1898
(601) 545-4540

Return to:
City of Hattiesburg
Engineering Department
Post Office Box 1898
Hattiesburg MS 39403-1898
(601) 545-4540

INDEXING INSTRUCTIONS: SW ¼ of the SW ¼ of Section 6, T-4-N, R-13-W, Forrest County, Mississippi

STATE OF MISSISSIPPI
County of Forrest
City of Hattiesburg

WARRANTY DEED

FOR AND IN CONSIDERATION of the sum of Ten Dollars, ($10.00), cash in hand paid, and other good and valuable considerations, the receipt and sufficiency of which are hereby acknowledged, I,

CHARLES O. MIDDLEBROOKS, JR.
JERALD EDWIN LEVINS
KEITH ALAN STOCKETT, TRUSTEES OF
38TH AVENUE BAPTIST CHURCH
419 North 38th Avenue
Hattiesburg MS 39401
Telephone (601) 264-3897

Grantor, do hereby grant, bargain, sell, convey and warrant unto

THE CITY OF HATTIESBURG, MISSISSIPPI
200 Forrest Street
Post Office Box 1898
Hattiesburg, MS 39403-1898
Telephone (601) 545-4540

Grantee, the following described property lying and being situated in Hattiesburg, Forrest County, Mississippi, and more particularly described on Exhibit A attached hereto:

(SEE EXHIBIT "A")

Forrest County
Tax Parcel No.: 2-028E-06-085.00
PPIN: 26333

Said property is not a part of the homestead of the grantor.

The Property is conveyed subject to all easements, roadways, servitudes, restrictive covenants and oil, gas and other mineral reservations, exceptions, conveyances, leases and other matters of record.

It is further understood and agreed that this instrument constitutes the entire agreement between the Grantor and the Grantee, there being no oral agreements or representations of any kind.

WITNESS MY SIGNATURE on this the 28th day of January, 2018.

CHARLES O. MIDDLEBROOKS, JR.

JERALD EDWIN LEVINS

KEITH ALAN STOCKETT

STATE OF MISSISSIPPI
COUNTY OF Forrest

PERSONALLY APPEARED BEFORE ME, the undersigned authority in and for the said county and state, on this 28th day of January, 2018, within my jurisdiction, the within named **CHARLES O. MIDDLEBROOKS, JR., JERALD EDWIN LEVINS and KEITH ALAN STOCKETT**, who acknowledged that they are **Trustees of 38th Avenue Baptist Church** and that in said representative capacity, they executed the above and foregoing instrument, after first having been duly authorized so to do.

STATE OF MISSISSIPPI NOTARY PUBLIC ID # 69102 SUSAN D. MOORE Commission Expires March 10, 2019 FORREST COUNTY

NOTARY PUBLIC

My Commission Expires: 3/10/19

EXHIBIT "A"

LEGAL DESCRIPTION

A parcel of land being located in the Southwest 1/4 of the Southwest 1/4 of Section 6, Township 4 North, Range 13 West, Forrest County, Mississippi, having bearings based upon Grid North and being more particularly described as follows:

Beginning at the Intersection of Southern right-of-way of Azalea Drive and the Eastern right-of-way of North 38th Avenue, City of Hattiesburg, thence run along said Southern right-of-way of Azalea Drive South 89 degrees 22 minutes 58 seconds East for a distance of 9.36 feet; thence leaving said right-of-way run South 00 degrees 12 minutes 59 seconds East for a distance of 16.99 feet; thence run South 00 degrees 00 minutes 00 seconds East for a distance of 5.85 feet; thence run South 02 degrees 17 minutes 35 seconds West for a distance of 54.32 feet; thence run South 00 degrees 29 minutes 00 seconds West for a distance of 101.82 feet; thence run South 88 degrees 59 minutes 42 seconds East for a distance of 2.35 feet; thence run South 00 degrees 36 minutes 16 seconds West for a distance of 25.27 feet to a point on the Northern right-of-way of Morningside Drive; thence run along said right-of-way North 89 degrees 45 minutes 31 seconds West for a distance of 9.34 feet to a point on the Eastern right-of-way of North 38th Avenue; thence run along said right-of-way North 00 degrees 14 minutes 29 seconds East for a distance of 204.30 feet back to the POINT OF BEGINNING. Said parcel contains 0.04 acres (1,668 square feet), more or less.

STATE PLANE DATA
State Plane Zone: MS East-2301
Datum: NAD 1983
Combined Factor: 0.999972327
Convergence Angle: -0° 15' 58.71"
Reference Point: P.O.B

REFERENCE MATERIAL:
1. Pine Crest Second Survey for the City of Hattiesburg
2. Forrest County Tax Maps
3. Warranty Deed BK 299, PG 14

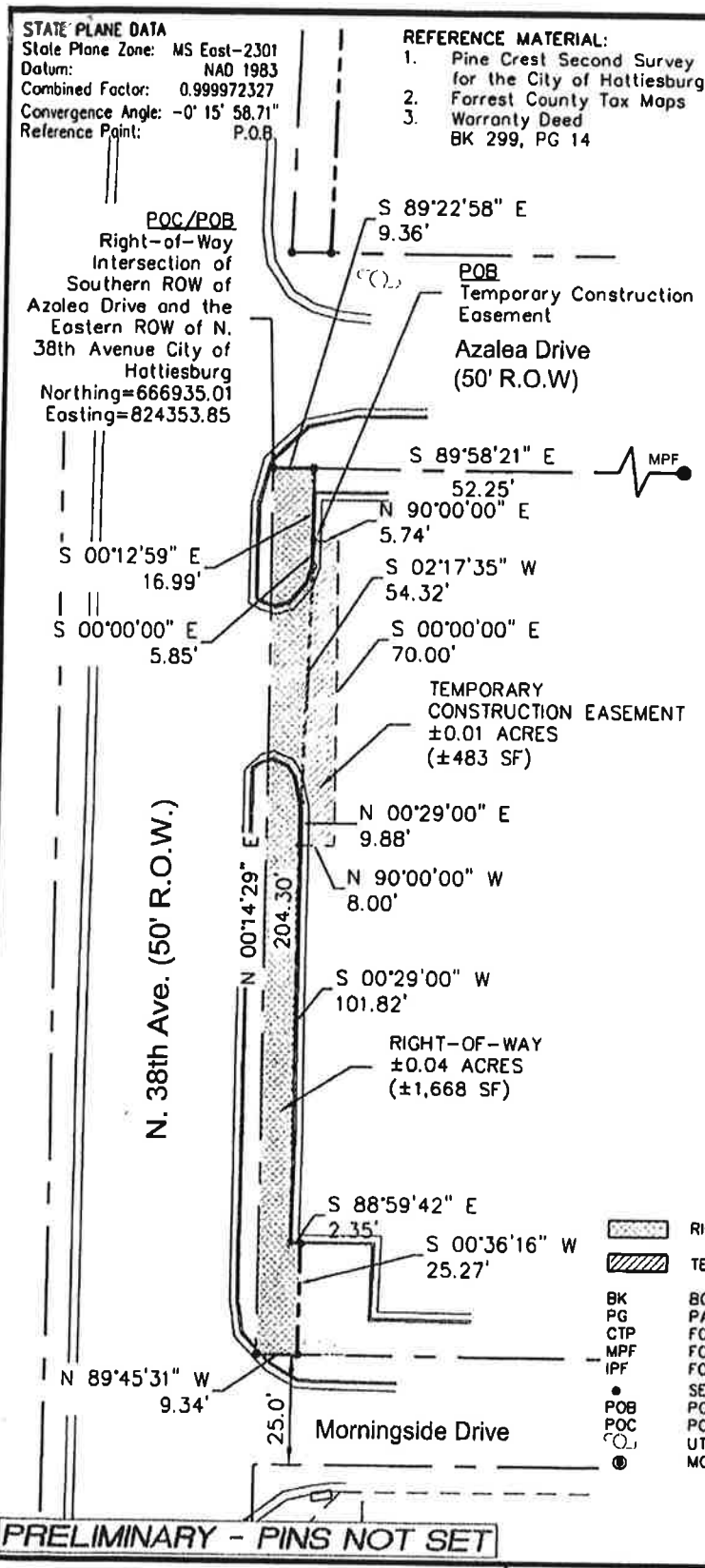

PRELIMINARY - PINS NOT SET

LEGAL DESCRIPTION (Right-of-Way)

A parcel of land being located in the Southwest 1/4 of the Southwest 1/4 of Section 6, Township 4 North, Range 13 West, Forrest County, Mississippi, having bearings based upon Grid North and being more particularly described as follows:

Beginning at the Intersection of Southern right-of-way of Azalea Drive and the Eastern right-of-way of North 38th Avenue, City of Hattiesburg,thence run along said Southern right-of-way of Azalea Drive South 89 degrees 22 minutes 58 seconds East for a distance of 9.36 feet; thence leaving said right-of-way run South 00 degrees 12 minutes 59 seconds East for a distance of 16.99 feet; thence run South 00 degrees 00 minutes 00 seconds East for a distance of 5.85 feet; thence run South 02 degrees 17 minutes 35 seconds West for a distance of 54.32 feet; thence run South 00 degrees 29 minutes 00 seconds West for a distance of 101.82 feet; thence run South 88 degrees 59 minutes 42 seconds East for a distance of 2.35 feet; thence run South 00 degrees 36 minutes 16 seconds West for a distance of 25.27 feet to a point on the Northern right-of-way of Morningside Drive; thence run along said right-of-way North 89 degrees 45 minutes 31 seconds West for a distance of 9.34 feet to a point on the Eastern right-of-way of North 38th Avenue; thence run along said right-of-way North 00 degrees 14 minutes 29 seconds East for a distance of 204.30feet back to the POINT OF BEGINNING. Said parcel contains 0.04 acres (1,668 square feet), more or less

LEGAL DESCRIPTION (Temporary Construction Easement)

A parcel of land being located in the Southwest 1/4 of the Southwest 1/4 of Section 6, Township 4 North, Range 13 West, Forrest County, Mississippi, having bearings based upon Grid North and being more particularly described as follows:

Commencing at the Intersection of Southern right-of-way of Azalea Drive and the Eastern right-of-way of North 38th Avenue, City of Hattiesburg, thence run along said Southern right-of-way of Azalea Drive South 89 degrees 22 minutes 58 seconds East for a distance of 9.36 feet; thence leaving said right-of-way run South 00 degrees 12 minutes 59 seconds East for a distance of 16.99 feet to and for the POINT OF BEGINNING; thence run North 90 degrees 00 minutes 00 seconds East for a distance of 5.74 feet; thence run South 00 degrees 00 minutes 00 seconds East for a distance of 70.00 feet; thence run North 90 degrees 00 minutes 00 seconds West for a distance of 8.00 feet; thence run North 00 degrees 29 minutes 00 seconds East for a distance of 9.88 feet; thence run North 02 degrees 17 minutes 35 seconds East for a distance of 54.32 feet; thence run North for a distance of 5.85 feet back to the POINT OF BEGINNING. Said parcel contains 0.01 acres (483 square feet), more or less

LEGEND:

	RIGHT-OF-WAY
	TEMP. CONSTRUCTION EASEMENT
BK	BOOK
PG	PAGE
CTP	FOUND CRIMP-TOP PIPE
MPF	FOUND METAL PIPE
IPF	FOUND IRON ROD
●	SET ½" IRON REBAR
POB	POINT OF BEGINNING
POC	POINT OF COMMENCEMENT
	UTILITY POLE
	MONUMENT FOUND

NOTES:
1. Class "B" Survey.
2. No Additional Record Search for Easements was Conducted.
3. Date of Field Survey: Nov. 2, 2017.
4. Orientation is based on GPS observation, Grid North, as referenced to MS State Plane Coordinate System, East Zone

GRAPHIC SCALE
0 20 40
(IN FEET)
1 INCH = 40 FEET

NORTH

Clearpoint
CONSULTING ENGINEERS, P.A.
6652 US Highway 98 | Hattiesburg, MS 39402
t 601.261.2609 | f 601.261.5573 | clearpointengineers.com

Right-of-Way Survey

38th AVENUE BAPTIST CHURCH
PPIN: 26333

PREPARED FOR: CITY OF HATTIESBURG

CCE NO.: 76242030
SCALE: 1" = 40'
DATE: 11/30/2017
CHECKED: RTB
DRAWN: JCR
SHEET 1 OF 1

City of Hattiesburg, MS

200 Forrest St.
P.O. Box 1898
Hattiesburg, MS 39401

Master

File Number: 2018-158

File ID:	2018-158	**Type:**	Regular Agenda Item	**Status:**	Agenda Ready
Version:	1	**Reference:**		**In Control:**	City Council
Requester:				**File Created:**	01/17/2018
Brief Title:	Monthly budget report for the month ending 12/31/2017.			**Final Action:**	
				Minute Book Number:	MB2018-35

Title:

Acknowledge receipt of the monthly budget report for the month ending December 31, 2017, on permanent file in the City Clerk's Office.

Notes:

		Agenda Date:	02/06/2018
Indexes:		**Agenda Number:**	VII.-4
Sponsors:		**Enactment Date:**	
Attachments:	EXP17.1217, REV17.1217	**Enactment Number:**	
Contact:		**Meeting Date:**	
Drafter:		**Effective Date:**	

History of Legislative File

Version:	Acting Body:	Date:	Action:	Sent To:	Due Date:	Return Date:	Result:
1	City Council	02/06/2018					

Text of Legislative File 2018-158

Title

Acknowledge receipt of the monthly budget report for the month ending December 31, 2017, on permanent file in the City Clerk's Office.

Summary

Monthly budget report for the month ending 12/31/2017.

Budget Information

Expenditure Type

Purchasing Item

Publication Information

THIS MONTH ACTUAL		OBJ/SUB	ANNUAL BUDGET	OPEN PO & CONTRACTS	YTD ACTUAL	REMAINING BALANCE	PERCENT PLAN	PERCENT ACTUAL	....PROJECTED.... OVER/UNDER	%
	SALARIES									
18154	REGULAR WAGES	4000	262000		56663	205337	25.0	21.6	35,347-	13.4-
	DISASTER RECOVERY WAGE	4010								
	OVERTIME	4300								
	DISASTER RECOVERY OVER	4310								
18154	SALARIES		262000		56663	205337	25.0	21.6	35,347-	13.4-
	EMPLOYEE BENEFITS									
2859	STATE RETIREMENT	4600	41270		8924	32346	25.0	21.6	5,573-	13.5-
1370	F.I.C.A. TAXES	4700	20050		4279	15771	25.0	21.3	2,934-	14.6-
3485	HOSPITALIZATION INS.	4800	62400		10455	51945	25.0	16.7	20,580-	32.9-
	UNEMPLOYMENT BENEFITS	4900	500			500	25.0		500-	100.0-
	WORKMAN'S COMPENSATION	4910	550			550	25.0		550-	100.0-
7715	EMPLOYEE BENEFITS		124770		23658	101112	25.0	18.9	30,138-	24.1-
25869	PERSONAL SERVICES		386770		80321	306449	25.0	20.7	65,485-	16.9-
	OFFICE SUPPLIES									
	PAPER	5003								
	PRINTED FORMS	5005								
62	OTHER EXPENDABLE OFF.S	5010	1500		62	1438	25.0	4.1	1,251-	83.4-
	MINOR OFFICE EQUIP/FUR	5020								
	PHOTO SUPPLIES	5040								
	SUBSCRIPTIONS,MAGS,MAP	5050								
	BOOKS	5070	400			400	25.0		400-	100.0-
	COMPUTER SUPPLIES	5080	1100			1100	25.0		1,100-	100.0-
62	OFFICE SUPPLIES		3000		62	2938	25.0	2.0	2,751-	91.7-
	OPERATING SUPPLIES									
	CLEANING/JANITORIAL SP	5100								
	HOUSEHOLD SUPPLIES	5110								
	FOOD	5115	400			400	25.0		400-	100.0-
	MINOR EQUIPMENT	5460	300			300	25.0		300-	100.0-
	OTHER OPERATING MATL/S	5590								
	OPERATING SUPPLIES		700			700	25.0		700-	100.0-
	REPAIR & MAINTENANCE SP									
	BUILDING MATERIALS & S	5600								
	MTR VEHICLE REP. PTS/S	5700								
	OTHER REPAIR/MAINT. SP	5990								
	REPAIR & MAINTENANCE									

62	SUPPLIES AND EXPENSES			3700		62	3638	25.0	1.6	3,451-	93.2-
	PROFESSIONAL SERVICES										
	AUDITING AND ACCOUNTIN	6010		150000			150000	25.0		150,000-	100.0-
	ARCHITECTURAL	6012									
	ENTERTAINMENT	6033									
	DATA PROCESSING	6035									
	OTHER PROFESSIONAL SER	6049									
	PROFESSIONAL SERVICE			150000			150000	25.0		150,000-	100.0-
	COMMUNICATIONS										
488	TELEPHONE AND TELEGRAP	6060		1800		1140	660	25.0	63.3	2,760	153.3
	POSTAGE	6070									
488	COMMUNICATIONS			1800		1140	660	25.0	63.3	2,760	153.3
	TRANSPORTATION										
	TRAVEL EXPENSE	6110									
	TRAVEL EXP-CLERK	6110	CLERK	1965		1574	391	25.0	80.1	4,331	220.4
82-	TRAVEL EXP-DEPCLERK	6110	DEPCLE	1600		197	1403	25.0	12.3	811-	50.6-
	TRAVEL EXP-WARD 1	6110	WARD1	2000			2000	25.0		2,000-	100.0-
109	TRAVEL EXP-WARD 2	6110	WARD2	1750		459	1291	25.0	26.2	86	4.9
	TRAVEL EXP-WARD 3	6110	WARD3	2000			2000	25.0		2,000-	100.0-
	TRAVEL EXP-WARD 4	6110	WARD4	2000			2000	25.0		2,000-	100.0-
	TRAVEL EXP-WARD 5	6110	WARD5	2000	250		1750	25.0		2,000-	100.0-
27	TRAVEL EXPENSE			13315	250	2230	10835	25.0	16.7	4,395-	33.0-
	FREIGHT	6120									
	MESSENGER/EXPRESS SERV	6130		100			100	25.0		100-	100.0-
27	TRANSPORTATION			13415	250	2230	10935	25.0	16.6	4,495-	33.5-
	ADVERTISING										
	ADVERTISING	6150									
	ORDINANCE EXPENSE	6160									
	ADVERTISING										
	PRINTING AND BINDING										
	PRINTING	6200									
	BINDING	6205									
	FILM PROCESSING	6240									
	PRINTING AND BINDING										
	INSURANCE										
	PUBLIC LIAB/PROPERTY D	6255									
	SURETY AND FORGERY BON	6270									
	OTHER INSURANCE	6299									
	INSURANCE										
	REPR/MAINT-OUTSIDE LABO										
	OFFICE EQUIPMENT R&M	6365									
	HOUSEHOLD EQUIPMENT R&	6370									
	MINOR EQUIPMENT R&M	6382									

	MOTOR VEHICLE EQ. R&M	6384									
	OTHER REPAIRS AND MAIN	6399									
	REPR/MAINT-OUTSIDE L										
	RENTALS										
	OFFICE EQUIPMENT RENT	6410									
	OTHER RENT	6449									
	RENTALS										
	OTHER SERVICES & CHARGE										
	EXHIBITIONS & PROMOTIO	6500		1500			1500	25.0		1,500-	100.0-
	DUES AND MEMBERSHIPS	6840			83		83-				
	REGISTRATION FEE/TUITI	6845									
	REG FEE/TUITION-CLERK	6845	CLERK	1035	185	880	30-	25.0	85.0	2,484	240.0
	REG FEE/TUITION-DEPCL	6845	DEPCLE	1400		165	1235	25.0	11.7	740-	52.8-
	REG FEE/TUITION-WARD	6845	WARD1	1000			1000	25.0		1,000-	100.0-
1060	REG FEE/TUITION-WARD	6845	WARD2	1250		1250		25.0	100.0	3,750	300.0
	REG FEE/TUITION-WARD	6845	WARD3	1000			1000	25.0		1,000-	100.0-
	REG FEE/TUITION-WARD	6845	WARD4	1000			1000	25.0		1,000-	100.0-
	REG FEE/TUITION-WARD	6845	WARD5	1000			1000	25.0		1,000-	100.0-
1060	REGISTRATION FEE/TU			7685	185	2295	5205	25.0	29.8	1,495	19.4
	SERVICES NOT SPECIFIED	6999									
1060	OTHER SERVICES & CHA			9185	268	2295	6622	25.0	24.9	5-	
1575	OTHER SERVICES & CHAR			174400	518	5665	168217	25.0	3.2	151,740-	87.0-
	IMPROVEMENT OTHER THAN										
	OTHER IMPROVEMENTS	7295									
	IMPROVEMENT OTHER TH										
	MACHINERY AND EQUIPMENT										
	HOUSEHOLD FURN/EQUIP.	7320									
	OFFICE FURN/EQUIP.	7325									
	DATA PROCESSING EQUIP.	7327									
	COMMUNICATION EQUIPMEN	7355									
	OTHER EQUIPMENT	7399									
	MACHINERY AND EQUIPM										
	CAPITAL OUTLAY										
27506	EXPENDITURES			564870	518	86048	478304	25.0	15.2	220,677-	39.0-

THIS MONTH ACTUAL		OBJ/SUB	ANNUAL BUDGET	OPEN PO & CONTRACTS	YTD ACTUAL	REMAINING BALANCE	PERCENT PLAN	PERCENT ACTUAL	....PROJECTED.... OVER/UNDER	%
	SALARIES									
43880	REGULAR WAGES	4000	706594		147093	559501	25.0	20.8	118,222-	16.7-
	DISASTER RECOVERY WAGE	4010								
560	OVERTIME	4300	14900		1596	13304	25.0	10.7	8,516-	57.1-
	DISASTER RECOVERY OVER	4310								
44440	SALARIES		721494		148690	572804	25.0	20.6	126,734-	17.5-
	EMPLOYEE BENEFITS									
6999	STATE RETIREMENT	4600	113640		23419	90221	25.0	20.6	19,964-	17.5-
3226	F.I.C.A. TAXES	4700	55200		10923	44277	25.0	19.7	11,508-	20.8-
10430	HOSPITALIZATION INS.	4800	156000		25226	130774	25.0	16.1	55,095-	35.3-
	UNEMPLOYMENT BENEFITS	4900	4000		1218	2782	25.0	30.4	872	21.8
	WORKMAN'S COMPENSATION	4910	2530			2530	25.0		2,530-	100.0-
20655	EMPLOYEE BENEFITS		331370		60786	270584	25.0	18.3	88,226-	26.6-
65095	PERSONAL SERVICES		1052864		209476	843388	25.0	19.8	214,960-	20.4-
	OFFICE SUPPLIES									
173	PAPER	5003	2000		543	1457	25.0	27.1	172	8.6
	PRINTED FORMS	5005	2000		1396	604	25.0	69.8	3,583	179.1
680	OTHER EXPENDABLE OFF.S	5010	7000		1836	5164	25.0	26.2	344	4.9
2702	MINOR OFFICE EQUIP/FUR	5020	15000		5759	9241	25.0	38.3	8,036	53.5
	MICROFILM SUPPLIES	5030								
	SUBSCRIPTIONS,MAGS,MAP	5050								
	BOOKS	5070								
	COMPUTER SUPPLIES	5080	2500	1,000		1500	25.0		2,500-	100.0-
3554	OFFICE SUPPLIES		28500	1,000	9534	17966	25.0	33.4	9,636	33.8
	OPERATING SUPPLIES									
	CLEANING/JANITORIAL SP	5100	5000		661	4339	25.0	13.2	2,356-	47.1-
	FOOD	5115	500		41	459	25.0	8.2	335-	67.0-
	GAS AND OIL	5250								
	WEARING APPAREL	5355	100			100	25.0		100-	100.0-
	MINOR EQUIPMENT	5460	1500		80	1420	25.0	5.3	1,179-	78.6-
	OTHER OPERATING MATL/S	5590								
	OTHER OPER.MATL-JAIL G	5591								
	OPERATING SUPPLIES		7100		782	6318	25.0	11.0	3,971-	55.9-
	REPAIR & MAINTENANCE SP									
	BUILDING MATERIALS & S	5600	2000			2000	25.0		2,000-	100.0-
	MTR VEHICLE REP. PTS/S	5700								
	REPAIR & MAINTENANCE		2000			2000	25.0		2,000-	100.0-

3554	SUPPLIES AND EXPENSES		37600	1,000	10316	26284	25.0	27.4	3,664	9.7
	PROFESSIONAL SERVICES									
	CONSULTANT SERV/SURVEY	6020								
	LEGAL	6025	10000			10000	25.0		10,000-	100.0-
	DATA PROCESSING	6035								
	MICROFILM PROCESSING	6037								
	OTHER PROF-JAIL DIV GR	6048	70250		5098	65152	25.0	7.2	49,858-	70.9-
8570	OTHER PROFESSIONAL SER	6049	125000		39981	85019	25.0	31.9	34,924	27.9
1999	OTHER PROF-TECHNOLOGY	6049 01	98000	9,022	1999	86979	25.0	2.0	90,004-	91.8-
10569	OTHER PROFESSIONAL		223000	9,022	41980	171998	25.0	18.8	55,080-	24.6-
10569	PROFESSIONAL SERVICE		303250	9,022	47077	247150	25.0	15.5	114,942-	37.9-
	COMMUNICATIONS									
802	TELEPHONE AND TELEGRAP	6060	4000		1984	2016	25.0	49.6	3,935	98.3
	POSTAGE	6070								
802	COMMUNICATIONS		4000		1984	2016	25.0	49.6	3,935	98.3
	TRANSPORTATION									
	TRAVEL EXPENSE	6110	10000		292	9708	25.0	2.9	8,832-	88.3-
	TRVL-JAIL DIVERSN GRAN	6118	8200			8200	25.0		8,200-	100.0-
	FREIGHT	6120								
	MESSENGER/EXPRESS SERV	6130								
	TRANSPORTATION		18200		292	17908	25.0	1.6	17,032-	93.5-
	ADVERTISING									
	ADVERTISING	6150								
	ADVERTISING									
	PRINTING AND BINDING									
148	PRINTING	6200	2000		237	1763	25.0	11.8	1,052-	52.6-
	BINDING	6205								
148	PRINTING AND BINDING		2000		237	1763	25.0	11.8	1,052-	52.6-
	INSURANCE									
	SURETY AND FORGERY BON	6270								
31	GAS	6300	1500		65	1435	25.0	4.3	1,239-	82.6-
1007	ELECTRICITY	6305	11500		3364	8136	25.0	29.2	1,955	17.0
1038	INSURANCE		13000		3429	9571	25.0	26.3	716	5.5
	REPR/MAINT-OUTSIDE LABO									
	BUILDING R&M	6350	3200			3200	25.0		3,200-	100.0-
	OFFICE EQUIPMENT R&M	6365	500			500	25.0		500-	100.0-
	REPR/MAINT-OUTSIDE L		3700			3700	25.0		3,700-	100.0-
	RENTALS									
	OFFICE EQUIPMENT RENT	6410	10000		503	9497	25.0	5.0	7,987-	79.8-
	OTHER RENT	6449								
	RENTALS		10000		503	9497	25.0	5.0	7,987-	79.8-

	OTHER SERVICES & CHARGE										
	COURT COSTS	6710									
	REFUNDS	6835									
	POLICE FINE REFUNDS	6835 PF									
	REFUNDS										
	DUES AND MEMBERSHIPS	6840	2300			2300	25.0		2,300-	100.0-
	REGISTRATION FEE/TUITI	6845	500		79	421	25.0	15.8	184-	36.8-
	SERVICES NOT SPECIFIED	6999	2500		35	2465	25.0	1.4	2,359-	94.3-
	OTHER SERVICES & CHA		5300		114	5186	25.0	2.1	4,844-	91.3-
12556	OTHER SERVICES & CHAR		359450	9,022	53637	296791	25.0	14.9	144,902-	40.3-
	MACHINERY AND EQUIPMENT									
	OFFICE FURN/EQUIP.	7325								
	DATA PROCESSING EQUIP.	7327								
	OTHER EQUIPMENT	7399								
	MACHINERY AND EQUIPM									
	CAPITAL OUTLAY									
81205	EXPENDITURES		1449914	10,022	273429	1166463	25.0	18.8	356,198-	24.5-

THIS MONTH ACTUAL		OBJ/SUB	ANNUAL BUDGET	OPEN PO & CONTRACTS	YTD ACTUAL	REMAINING BALANCE	PERCENT PLAN	PERCENT ACTUAL	....PROJECTED.... OVER/UNDER	%
	SALARIES									
43078	REGULAR WAGES	4000	622496		127974	494522	25.0	20.5	110,600-	17.7-
	DISASTER RECOVERY WAGE	4010								
	OVERTIME	4300								
	DISASTER RECOVERY OVER	4310								
43078	SALARIES		622496		127974	494522	25.0	20.5	110,600-	17.7-
	EMPLOYEE BENEFITS									
6785	STATE RETIREMENT	4600	98048		20317	77731	25.0	20.7	16,780-	17.1-
3239	F.I.C.A. TAXES	4700	47647		9723	37924	25.0	20.4	8,755-	18.3-
4640	HOSPITALIZATION INS.	4800	70200		14248	55953	25.0	20.2	13,208-	18.8-
	UNEMPLOYMENT BENEFITS	4900	1000		470	530	25.0	47.0	880	88.0
	WORKMAN'S COMPENSATION	4910	5000			5000	25.0		5,000-	100.0-
14664	EMPLOYEE BENEFITS		221895		44757	177138	25.0	20.1	42,867-	19.3-
57742	PERSONAL SERVICES		844391		172731	671660	25.0	20.4	153,467-	18.1-
	OFFICE SUPPLIES									
	PAPER	5003	500			500	25.0		500-	100.0-
	PRINTED FORMS	5005								
148	OTHER EXPENDABLE OFF.S	5010	2925	404	1770	751	25.0	60.5	4,155	142.0
	MINOR OFFICE EQUIP/FUR	5020	1500		395	1105	25.0	26.3	80	5.3
	PHOTO SUPPLIES	5040								
282	SUBSCRIPTIONS,MAGS,MAP	5050	750		505	245	25.0	67.3	1,269	169.2
	BOOKS	5070	250			250	25.0		250-	100.0-
	COMPUTER SUPPLIES	5080	2000			2000	25.0		2,000-	100.0-
430	OFFICE SUPPLIES		7925	404	2670	4852	25.0	33.6	2,755	34.7
	OPERATING SUPPLIES									
	CLEANING/JANITORIAL SP	5100								
	HOUSEHOLD SUPPLIES	5110								
69	FOOD	5115	2000		306	1694	25.0	15.3	776-	38.8-
159	GAS AND OIL	5250	4000		358	3642	25.0	8.9	2,568-	64.2-
	LUBRICANTS	5255								
	MINOR EQUIPMENT	5460								
	OTHER OPERATING MATL/S	5590	75			75	25.0		75-	100.0-
	OTHER OPER.MATL-NLC HE	5591								
228	OPERATING SUPPLIES		6075		664	5411	25.0	10.9	3,419-	56.2-
	REPAIR & MAINTENANCE SP									
	MTR VEHICLE REP. PTS/S	5700	800		172	628	25.0	21.5	112-	14.0-
	COMMUNICATION REPAIR P	5750								
	OTHER REPAIR/MAINT. SP	5990	300			300	25.0		300-	100.0-

	DISASTER REPAIR SUPPLI	5995									
	REPAIR & MAINTENANCE		1100		172	928	25.0	15.6	412-	37.4-
658	SUPPLIES AND EXPENSES		15100	404	3506	11190	25.0	23.2	1,075-	7.1-
	PROFESSIONAL SERVICES									
	APPRAISAL	6017								
	CONSULTANT SERV/SURVEY	6020								
	ENTERTAINMENT	6033								
	OTHER PROFESSIONAL SER	6049	25000			25000	25.0		25,000-	100.0-
	OTHER PROF SERV-NLC HE	6049 98								
	PROFESSIONAL SERVICE		25000			25000	25.0		25,000-	100.0-
	COMMUNICATIONS									
665	TELEPHONE AND TELEGRAP	6060	12000		1769	10231	25.0	14.7	4,923-	41.0-
	POSTAGE	6070								
665	COMMUNICATIONS		12000		1769	10231	25.0	14.7	4,923-	41.0-
	TRANSPORTATION									
	TRAVEL EXPENSE	6110	25000	350	606	24044	25.0	2.4	22,576-	90.3-
	FREIGHT	6120	150		107	43	25.0	71.3	278	185.3
74	MESSENGER/EXPRESS SERV	6130	300		74	226	25.0	24.6	3-	1.0-
74	TRANSPORTATION		25450	350	787	24313	25.0	3.0	22,302-	87.6-
	ADVERTISING									
	ADVERTISING	6150	26600	1,620	4385	20595	25.0	16.4	9,059-	34.0-
	ADVERTISING-BC HEALTHY	6151								
	ADVERTISING-SPEC. EVEN	6152								
	ADVERTISING-MAYOR'S YO	6153	10000			10000	25.0		10,000-	100.0-
	ADVERTISING-USM-ISP	6156	29400		29400		25.0	100.0	88,200	300.0
	ADVERTISING-WILLIAM CA	6157	7000		7000		25.0	100.0	20,999	299.9
	ADVERTISING-MS ASSC OF	6158	20000		10000	10000	25.0	50.0	19,999	99.9
	ADVERTISING		93000	1,620	50785	40595	25.0	54.6	110,139	118.4
	PRINTING AND BINDING									
116	PRINTING	6200	1500		116	1384	25.0	7.7	1,035-	69.0-
	BINDING	6205								
	BLUELINES	6210								
	FILM PROCESSING	6240								
116	PRINTING AND BINDING		1500		116	1384	25.0	7.7	1,035-	69.0-
	INSURANCE									
	PUBLIC LIAB/PROPERTY D	6255								
	AUTOMOBILE INSURANCE	6265								
	SURETY AND FORGERY BON	6270								
	OTHER INSURANCE	6299								
	INSURANCE									
	REPR/MAINT-OUTSIDE LABO									
	DISASTER REPAIRS	6351								
203	OFFICE EQUIPMENT R&M	6365	2000		417	1583	25.0	20.8	332-	16.6-

	HOUSEHOLD EQUIPMENT R&	6370								
	MINOR EQUIPMENT R&M	6382								
	MOTOR VEHICLE EQ. R&M	6384	1500			1500	25.0		1,500-	100.0-
	COMMUNICATION EQ. R&M	6390								
	OTHER REPAIRS AND MAIN	6399								
---			---	---	---	---	---	---	---	---
203	REPR/MAINT-OUTSIDE L		3500		417	3083	25.0	11.9	1,832-	52.3-
	RENTALS									
	OFFICE EQUIPMENT RENT	6410	5000			5000	25.0		5,000-	100.0-
	OTHER RENT	6449								
---			---	---	---	---	---	---	---	---
	RENTALS		5000			5000	25.0		5,000-	100.0-
	OTHER SERVICES & CHARGE									
	LATE PAYMENT CHARGE	6705								
	DUES AND MEMBERSHIPS	6840	3000		455	2545	25.0	15.1	1,179-	39.3-
	REGISTRATION FEE/TUITI	6845	4000		240	3760	25.0	6.0	3,040-	76.0-
75	SERVICES NOT SPECIFIED	6999	1000		75	925	25.0	7.5	700-	70.0-
---			---	---	---	---	---	---	---	---
75	OTHER SERVICES & CHA		8000		770	7230	25.0	9.6	4,919-	61.4-
---			---	---	---	---	---	---	---	---
1133	OTHER SERVICES & CHAR		173450	1,970	54644	116836	25.0	31.5	45,126	26.0
	_____									
	IMPROVEMENT OTHER THAN									
	OTHER IMPROVEMENTS	7295								
---			---	---	---	---	---	---	---	---
	IMPROVEMENT OTHER TH									
	MACHINERY AND EQUIPMENT									
	HOUSEHOLD FURN/EQUIP.	7320	2000			2000	25.0		2,000-	100.0-
	OFFICE FURN/EQUIP.	7325								
	DATA PROCESSING EQUIP.	7327								
	COMMUNICATION EQUIPMEN	7355								
	OTHER EQUIPMENT	7399								
---			---	---	---	---	---	---	---	---
	MACHINERY AND EQUIPM		2000			2000	25.0		2,000-	100.0-
	VEHICLES									
	AUTOMOBILES	7400								
---			---	---	---	---	---	---	---	---
	VEHICLES									
---			---	---	---	---	---	---	---	---
	CAPITAL OUTLAY		2000			2000	25.0		2,000-	100.0-
---			---	---	---	---	---	---	---	---
59532	EXPENDITURES		1034941	2,374	230881	801687	25.0	22.3	111,417-	10.7-

THIS MONTH ACTUAL		OBJ/SUB	ANNUAL BUDGET	OPEN PO & CONTRACTS	YTD ACTUAL	REMAINING BALANCE	PERCENT PLAN ACTUAL	....PROJECTED.... OVER/UNDER	%
	SALARIES								
	REGULAR WAGES	4000							
	OVERTIME	4300							
	SALARIES								
	EMPLOYEE BENEFITS								
	STATE RETIREMENT	4600							
	F.I.C.A. TAXES	4700							
	HOSPITALIZATION INS.	4800							
	UNEMPLOYMENT BENEFITS	4900							
	WORKMAN'S COMPENSATION	4910							
	EMPLOYEE BENEFITS								
	PERSONAL SERVICES								
	OFFICE SUPPLIES								
	PAPER	5003							
	PRINTED FORMS	5005							
	OTHER EXPENDABLE OFF.S	5010							
	OFFICE SUPPLIES								
	OPERATING SUPPLIES								
	MINOR EQUIPMENT	5460							
	OTHER OPERATING MATL/S	5590							
	OPERATING SUPPLIES								
	REPAIR & MAINTENANCE SP								
	OTHER REPAIR/MAINT. SP	5990							
	REPAIR & MAINTENANCE								
	SUPPLIES AND EXPENSES								
	PROFESSIONAL SERVICES								
	LEGAL	6025							
	DATA PROCESSING	6035							
	OTHER PROFESSIONAL SER	6049							
	PROFESSIONAL SERVICE								
	COMMUNICATIONS								
	POSTAGE	6070							
	COMMUNICATIONS								

TRANSPORTATION
FREIGHT 6120
MESSENGER/EXPRESS SERV 6130

TRANSPORTATION
ADVERTISING
ADVERTISING 6150

ADVERTISING
PRINTING AND BINDING
PRINTING 6200
BINDING 6205

PRINTING AND BINDING
REPR/MAINT-OUTSIDE LABO
OFFICE EQUIPMENT R&M 6365
OTHER REPAIRS AND MAIN 6399

REPR/MAINT-OUTSIDE L
RENTALS
BUILDING RENT 6405
OFFICE EQUIPMENT RENT 6410

RENTALS
OTHER SERVICES & CHARGE
SERVICES NOT SPECIFIED 6999

OTHER SERVICES & CHA

OTHER SERVICES & CHAR

MACHINERY AND EQUIPMENT
OFFICE FURN/EQUIP. 7325
OTHER EQUIPMENT 7399

MACHINERY AND EQUIPM

CAPITAL OUTLAY

EXPENDITURES

THIS MONTH ACTUAL		OBJ/SUB	ANNUAL BUDGET	OPEN PO & CONTRACTS	YTD ACTUAL	REMAINING BALANCE	PERCENT PLAN	PERCENT ACTUAL	....PROJECTED.... OVER/UNDER	%
	SALARIES									
4461	REGULAR WAGES	4000	115007		13980	101027	25.0	12.1	59,087-	51.3-
	DISASTER RECOVERY WAGE	4010								
	OVERTIME	4300								
	DISASTER RECOVERY OVER	4310								
4461	SALARIES		115007		13980	101027	25.0	12.1	59,087-	51.3-
	EMPLOYEE BENEFITS									
703	STATE RETIREMENT	4600	18131		2202	15929	25.0	12.1	9,323-	51.4-
316	F.I.C.A. TAXES	4700	8806		991	7815	25.0	11.2	4,842-	54.9-
1160	HOSPITALIZATION INS.	4800	31200		4060	27140	25.0	13.0	14,960-	47.9-
	UNEMPLOYMENT BENEFITS	4900	500			500	25.0		500-	100.0-
	WORKMAN'S COMPENSATION	4910	450			450	25.0		450-	100.0-
2179	EMPLOYEE BENEFITS		59087		7253	51834	25.0	12.2	30,074-	50.8-
6640	PERSONAL SERVICES		174094		21233	152861	25.0	12.1	89,161-	51.2-
	OFFICE SUPPLIES									
	PAPER	5003								
	PRINTED FORMS	5005								
50	OTHER EXPENDABLE OFF.S	5010	4500	138	187	4174	25.0	4.1	3,752-	83.3-
	MINOR OFFICE EQUIP/FUR	5020	850			850	25.0		850-	100.0-
	MICROFILM SUPPLIES	5030								
	SUBSCRIPTIONS,MAGS,MAP	5050								
	BOOKS	5070								
	COMPUTER SUPPLIES	5080	300			300	25.0		300-	100.0-
50	OFFICE SUPPLIES		5650	138	187	5324	25.0	3.3	4,902-	86.7-
	OPERATING SUPPLIES									
	FOOD	5115								
	GAS AND OIL	5250								
	MINOR EQUIPMENT	5460								
	OTHER OPERATING MATL/S	5590								
	OPERATING SUPPLIES									
50	SUPPLIES AND EXPENSES		5650	138	187	5324	25.0	3.3	4,902-	86.7-
	PROFESSIONAL SERVICES									
	CONSULTANT SERV/SURVEY	6020								
	ABSTRACTING & RECORDIN	6023								
	LEGAL	6025								
	DATA PROCESSING	6035								

	MICROFILM PROCESSING	6037								
	OTHER PROFESSIONAL SER	6049	15500			15500	25.0		15,500-	100.0-
	PROFESSIONAL SERVICE		15500			15500	25.0		15,500-	100.0-
	COMMUNICATIONS									
	TELEPHONE AND TELEGRAP	6060								
	POSTAGE	6070								
	COMMUNICATIONS									
	TRANSPORTATION									
	TRAVEL EXPENSE	6110	500			500	25.0		500-	100.0-
	FREIGHT	6120								
	MESSENGER/EXPRESS SERV	6130	100			100	25.0		100-	100.0-
	TRANSPORTATION		600			600	25.0		600-	100.0-
	ADVERTISING									
2145	ADVERTISING	6150	25000		6990	18010	25.0	27.9	2,960	11.8
	ORDINANCE EXPENSE	6160	3000			3000	25.0		3,000-	100.0-
2145	ADVERTISING		28000		6990	21010	25.0	24.9	40-	.1-
	PRINTING AND BINDING									
88	PRINTING	6200	1500		88	1412	25.0	5.8	1,148-	76.5-
	BINDING	6205								
88	PRINTING AND BINDING		1500		88	1412	25.0	5.8	1,148-	76.5-
	INSURANCE									
	SURETY AND FORGERY BON	6270								
	INSURANCE									
	REPR/MAINT-OUTSIDE LABO									
298	OFFICE EQUIPMENT R&M	6365	2000		894	1106	25.0	44.7	1,576	78.8
	DISINFECT./EXTERMINATI	6394	1000			1000	25.0		1,000-	100.0-
	OTHER REPAIRS AND MAIN	6399								
298	REPR/MAINT-OUTSIDE L		3000		894	2106	25.0	29.8	576	19.2
	RENTALS									
	OFFICE EQUIPMENT RENT	6410								
	RENTALS									
	OTHER SERVICES & CHARGE									
	DUES AND MEMBERSHIPS	6840								
	REGISTRATION FEE/TUITI	6845	1000			1000	25.0		1,000-	100.0-
	SERVICES NOT SPECIFIED	6999	1000			1000	25.0		1,000-	100.0-
	OTHER SERVICES & CHA		2000			2000	25.0		2,000-	100.0-
2530	OTHER SERVICES & CHAR		50600		7972	42628	25.0	15.7	18,712-	36.9-
	MACHINERY AND EQUIPMENT									
	OFFICE FURN/EQUIP.	7325								
	DATA PROCESSING EQUIP.	7327								
	OTHER EQUIPMENT	7399								

	MACHINERY AND EQUIPM								
	CAPITAL OUTLAY								
9220	EXPENDITURES	230344	138	29392	200814	25.0	12.7	112,776-	48.9-

THIS MONTH ACTUAL		OBJ/SUB	ANNUAL BUDGET	OPEN PO & CONTRACTS	YTD ACTUAL	REMAINING BALANCE	PERCENT PLAN ACTUAL	....PROJECTED.... OVER/UNDER	%
	SALARIES								
	REGULAR WAGES	4000							
	OVERTIME	4300							
---			---	---	---	---	--- ---	---	---
	SALARIES								
	EMPLOYEE BENEFITS								
	STATE RETIREMENT	4600							
	F.I.C.A. TAXES	4700							
	HOSPITALIZATION INS.	4800							
	UNEMPLOYMENT BENEFITS	4900							
	WORKMAN'S COMPENSATION	4910							
---			---	---	---	---	--- ---	---	---
	EMPLOYEE BENEFITS								
---			---	---	---	---	--- ---	---	---
	PERSONAL SERVICES								
	OFFICE SUPPLIES								
	PAPER	5003							
	PRINTED FORMS	5005							
	OTHER EXPENDABLE OFF.S	5010							
	MINOR OFFICE EQUIP/FUR	5020							
	MICROFILM SUPPLIES	5030							
	SUBSCRIPTIONS,MAGS,MAP	5050							
	MAPS FOR RESALE	5060							
	BOOKS	5070							
	COMPUTER SUPPLIES	5080							
---			---	---	---	---	--- ---	---	---
	OFFICE SUPPLIES								
	OPERATING SUPPLIES								
	GAS AND OIL	5250							
	LUBRICANTS	5255							
	MINOR EQUIPMENT	5460							
	OTHER OPERATING MATL/S	5590							
---			---	---	---	---	--- ---	---	---
	OPERATING SUPPLIES								
	REPAIR & MAINTENANCE SP								
	MTR VEHICLE REP. PTS/S	5700							
	OTHER REPAIR/MAINT. SP	5990							
---			---	---	---	---	--- ---	---	---
	REPAIR & MAINTENANCE								
---			---	---	---	---	--- ---	---	---
	SUPPLIES AND EXPENSES								
	PROFESSIONAL SERVICES								

CONSULTANT SERV/SURVEY 6020
ABSTRACTING & RECORDIN 6023
LEGAL 6025
DATA PROCESSING 6035
MICROFILM PROCESSING 6037
OTHER PROFESSIONAL SER 6049

PROFESSIONAL SERVICE
COMMUNICATIONS
TELEPHONE AND TELEGRAP 6060
POSTAGE 6070

COMMUNICATIONS
TRANSPORTATION
TRAVEL EXPENSE 6110
FREIGHT 6120
MESSENGER/EXPRESS SERV 6130

TRANSPORTATION
ADVERTISING
ADVERTISING 6150

ADVERTISING
PRINTING AND BINDING
PRINTING 6200
BINDING 6205
BLUELINES 6210

PRINTING AND BINDING
INSURANCE
AUTOMOBILE INSURANCE 6265
SURETY AND FORGERY BON 6270

INSURANCE
REPR/MAINT-OUTSIDE LABO
BUILDING R&M 6350
OFFICE EQUIPMENT R&M 6365
MOTOR VEHICLE EQ. R&M 6384
COMMUNICATION EQ. R&M 6390
OTHER REPAIRS AND MAIN 6399

REPR/MAINT-OUTSIDE L
RENTALS
OFFICE EQUIPMENT RENT 6410

RENTALS
OTHER SERVICES & CHARGE
REFUNDS 6835
PRIVILEGE LICENSE REF 6835 PL

REFUNDS
DUES AND MEMBERSHIPS 6840

	REGISTRATION FEE/TUITI	6845								
	SERVICES NOT SPECIFIED	6999								
---			---	---	---	---	---	---	---	---
	OTHER SERVICES & CHA									
---			---	---	---	---	---	---	---	---
	OTHER SERVICES & CHAR									
	MACHINERY AND EQUIPMENT									
	HOUSEHOLD FURN/EQUIP.	7320								
	OFFICE FURN/EQUIP.	7325								
	DATA PROCESSING EQUIP.	7327								
	COMMUNICATION EQUIPMEN	7355								
	OTHER EQUIPMENT	7399								
---			---	---	---	---	---	---	---	---
	MACHINERY AND EQUIPM									
	VEHICLES									
	AUTOMOBILES	7400								
---			---	---	---	---	---	---	---	---
	VEHICLES									
---			---	---	---	---	---	---	---	---
	CAPITAL OUTLAY									
---			---	---	---	---	---	---	---	---
	EXPENDITURES									

THIS MONTH ACTUAL		OBJ/SUB	ANNUAL BUDGET	OPEN PO & CONTRACTS	YTD ACTUAL	REMAINING BALANCE	PERCENT PLAN	PERCENT ACTUAL	....PROJECTED.... OVER/UNDER	%
	SALARIES									
16074	REGULAR WAGES	4000	213920		48221	165699	25.0	22.5	21,035-	9.8-
	DISASTER RECOVERY WAGE	4010								
	OVERTIME	4300								
	DISASTER RECOVERY OVER	4310								
16074	SALARIES		213920		48221	165699	25.0	22.5	21,035-	9.8-
	EMPLOYEE BENEFITS									
2532	STATE RETIREMENT	4600	33701		7595	26106	25.0	22.5	3,320-	9.8-
1194	F.I.C.A. TAXES	4700	16380		3583	12797	25.0	21.8	2,048-	12.5-
3480	HOSPITALIZATION INS.	4800	46800		10440	36360	25.0	22.3	5,040-	10.7-
	UNEMPLOYMENT BENEFITS	4900								
	WORKMAN'S COMPENSATION	4910	745			745	25.0		745-	100.0-
7206	EMPLOYEE BENEFITS		97626		21618	76008	25.0	22.1	11,154-	11.4-
23280	PERSONAL SERVICES		311546		69839	241707	25.0	22.4	32,189-	10.3-
	OFFICE SUPPLIES									
	PAPER	5003	650		115	535	25.0	17.6	190-	29.2-
	PRINTED FORMS	5005	1650			1650	25.0		1,650-	100.0-
151	OTHER EXPENDABLE OFF.S	5010	1490		151	1339	25.0	10.1	886-	59.4-
	MINOR OFFICE EQUIP/FUR	5020	800	500		300	25.0		800-	100.0-
	MICROFILM SUPPLIES	5030								
	SUBSCRIPTIONS,MAGS,MAP	5050								
	BOOKS	5070								
	COMPUTER SUPPLIES	5080	675	190		485	25.0		675-	100.0-
151	OFFICE SUPPLIES		5265	690	266	4309	25.0	5.0	4,200-	79.7-
	OPERATING SUPPLIES									
159	CLEANING/JANITORIAL SP	5100	1000		138	862	25.0	13.8	448-	44.8-
	MINOR EQUIPMENT	5460								
	OTHER OPERATING MATL/S	5590								
159	OPERATING SUPPLIES		1000		138	862	25.0	13.8	448-	44.8-
	REPAIR & MAINTENANCE SP									
	BUILDING MATERIALS & S	5600	10			10	25.0		10-	100.0-
	MINOR COMPUTER EQUIP.	5800	1000			1000	25.0		1,000-	100.0-
	OTHER REPAIR/MAINT. SP	5990								
	REPAIR & MAINTENANCE		1010			1010	25.0		1,010-	100.0-
310	SUPPLIES AND EXPENSES		7275	690	404	6181	25.0	5.5	5,658-	77.7-

	PROFESSIONAL SERVICES									
	CONSULTANT SERV/SURVEY	6020								
	DATA PROCESSING	6035								
	MICROFILM PROCESSING	6037								
	OTHER PROFESSIONAL SER	6049	1500			1500	25.0		1,500-	100.0-
	PROFESSIONAL SERVICE		1500			1500	25.0		1,500-	100.0-
	COMMUNICATIONS									
4	TELEPHONE AND TELEGRAP	6060	200		25	175	25.0	12.5	100-	50.0-
	POSTAGE	6070								
4	COMMUNICATIONS		200		25	175	25.0	12.5	100-	50.0-
	TRANSPORTATION									
	TRAVEL EXPENSE	6110								
	FREIGHT	6120								
	MESSENGER/EXPRESS SERV	6130	125			125	25.0		125-	100.0-
	TRANSPORTATION		125			125	25.0		125-	100.0-
	ADVERTISING									
	ADVERTISING	6150								
	ADVERTISING									
	PRINTING AND BINDING									
283	PRINTING	6200	1300		283	1018	25.0	21.7	168-	12.9-
	BINDING	6205								
283	PRINTING AND BINDING		1300		283	1018	25.0	21.7	168-	12.9-
	INSURANCE									
	SURETY AND FORGERY BON	6270								
	INSURANCE									
	REPR/MAINT-OUTSIDE LABO									
	BUILDING R&M	6350								
	OFFICE EQUIPMENT R&M	6365	200			200	25.0		200-	100.0-
	OTHER REPAIRS AND MAIN	6399	300			300	25.0		300-	100.0-
	REPR/MAINT-OUTSIDE L		500			500	25.0		500-	100.0-
	RENTALS									
	OFFICE EQUIPMENT RENT	6410								
	OTHER RENT	6449								
	RENTALS									
	OTHER SERVICES & CHARGE									
	DUES AND MEMBERSHIPS	6840								
	REGISTRATION FEE/TUITI	6845								
	SERVICES NOT SPECIFIED	6999								
	OTHER SERVICES & CHA									
287	OTHER SERVICES & CHAR		3625		307	3318	25.0	8.4	2,397-	66.1-
	MACHINERY AND EQUIPMENT									

	OFFICE FURN/EQUIP. 7325									
	DATA PROCESSING EQUIP. 7327									
	OTHER EQUIPMENT 7399									
	MACHINERY AND EQUIPM									
	CAPITAL OUTLAY									
23876	EXPENDITURES	322446	690	70551	251205	25.0	21.8	40,242-	12.4-

THIS MONTH ACTUAL		OBJ/SUB	ANNUAL BUDGET	OPEN PO & CONTRACTS	YTD ACTUAL	REMAINING BALANCE	PERCENT PLAN	PERCENT ACTUAL	....PROJECTED.... OVER/UNDER	%
	SALARIES									
7654	REGULAR WAGES	4000	63500		22585	40915	25.0	35.5	26,839	42.2
	DISASTER RECOVERY WAGE	4010								
	OVERTIME	4300								
	DISASTER RECOVERY OVER	4310								
7654	SALARIES		63500		22585	40915	25.0	35.5	26,839	42.2
	EMPLOYEE BENEFITS									
1206	STATE RETIREMENT	4600	10029		3557	6472	25.0	35.4	4,199	41.8
571	F.I.C.A. TAXES	4700	4865		1685	3180	25.0	34.6	1,875	38.5
1740	HOSPITALIZATION INS.	4800	23400		5220	18180	25.0	22.3	2,520-	10.7-
	UNEMPLOYMENT BENEFITS	4900								
	WORKMAN'S COMPENSATION	4910	300			300	25.0		300-	100.0-
3517	EMPLOYEE BENEFITS		38594		10463	28131	25.0	27.1	3,258	8.4
11172	PERSONAL SERVICES		102094		33048	69046	25.0	32.3	30,098	29.4
	OFFICE SUPPLIES									
	PAPER	5003	1000		19	981	25.0	1.9	924-	92.4-
	PRINTED FORMS	5005								
	OTHER EXPENDABLE OFF.S	5010	1600	226	157	1217	25.0	9.8	972-	60.7-
104	MINOR OFFICE EQUIP/FUR	5020	4400		104	4296	25.0	2.3	3,983-	90.5-
	SUBSCRIPTIONS,MAGS,MAP	5050								
	BOOKS	5070								
	COMPUTER SUPPLIES	5080	600			600	25.0		600-	100.0-
104	OFFICE SUPPLIES		7600	226	280	7094	25.0	3.6	6,480-	85.2-
	OPERATING SUPPLIES									
	MINOR EQUIPMENT	5460								
	OTHER OPERATING MATL/S	5590								
	OPERATING SUPPLIES									
104	SUPPLIES AND EXPENSES		7600	226	280	7094	25.0	3.6	6,480-	85.2-
	PROFESSIONAL SERVICES									
	CONSULTANT SERV/SURVEY	6020								
	DATA PROCESSING	6035								
	OTHER PROFESSIONAL SER	6049								
	PROFESSIONAL SERVICE									
	COMMUNICATIONS									
	TELEPHONE AND TELEGRAP	6060								

	POSTAGE	6070								
	COMMUNICATIONS									
	TRANSPORTATION									
	TRAVEL EXPENSE	6110	2000			2000	25.0		2,000-	100.0-
	FREIGHT	6120								
	MESSENGER/EXPRESS SERV	6130								
	TRANSPORTATION		2000			2000	25.0		2,000-	100.0-
	ADVERTISING									
	ADVERTISING	6150								
	ADVERTISING									
	PRINTING AND BINDING									
	PRINTING	6200								
	BINDING	6205								
	PRINTING AND BINDING									
	INSURANCE									
	SURETY AND FORGERY BON	6270								
	INSURANCE									
	REPR/MAINT-OUTSIDE LABO									
271	OFFICE EQUIPMENT R&M	6365	1600		477	1123	25.0	29.8	308	19.2
	OTHER REPAIRS AND MAIN	6399	850			850	25.0		850-	100.0-
271	REPR/MAINT-OUTSIDE L		2450		477	1973	25.0	19.4	542-	22.1-
	RENTALS									
	OFFICE EQUIPMENT RENT	6410								
	RENTALS									
	OTHER SERVICES & CHARGE									
	DUES AND MEMBERSHIPS	6840	500			500	25.0		500-	100.0-
	REGISTRATION FEE/TUITI	6845	1000			1000	25.0		1,000-	100.0-
	SERVICES NOT SPECIFIED	6999								
	OTHER SERVICES & CHA		1500			1500	25.0		1,500-	100.0-
271	OTHER SERVICES & CHAR		5950		477	5473	25.0	8.0	4,042-	67.9-
	BUILDING/BLD IMPROVEMEN									
	BUILDING IMPROVEMENTS	7150								
	OFFICE IMPROVEMENTS	7150 23								
	BUILDING IMPROVEMEN									
	BUILDING/BLD IMPROVE									
	MACHINERY AND EQUIPMENT									
	OFFICE FURN/EQUIP.	7325								
	DATA PROCESSING EQUIP.	7327								
	OTHER EQUIPMENT	7399								

	MACHINERY AND EQUIPM								
	CAPITAL OUTLAY								
11547	EXPENDITURES	115644	226	33805	81613	25.0	29.2	19,575	16.9

THIS MONTH ACTUAL		OBJ/SUB	ANNUAL BUDGET	OPEN PO & CONTRACTS	YTD ACTUAL	REMAINING BALANCE	PERCENT PLAN	PERCENT ACTUAL	....PROJECTED.... OVER/UNDER	%
	SALARIES									
5385	REGULAR WAGES	4000	70000		16154	53846	25.0	23.0	5,383-	7.6-
	OVERTIME	4300								
5385	SALARIES		70000		16154	53846	25.0	23.0	5,383-	7.6-
	EMPLOYEE BENEFITS									
848	STATE RETIREMENT	4600	11030		2544	8486	25.0	23.0	854-	7.7-
412	F.I.C.A. TAXES	4700	5375		1236	4139	25.0	22.9	431-	8.0-
5	HOSPITALIZATION INS.	4800	7800		15	7785	25.0	.1	7,740-	99.2-
	UNEMPLOYMENT BENEFITS	4900								
	WORKMAN'S COMPENSATION	4910	260			260	25.0		260-	100.0-
1265	EMPLOYEE BENEFITS		24465		3795	20670	25.0	15.5	9,285-	37.9-
6650	PERSONAL SERVICES		94465		19949	74516	25.0	21.1	14,668-	15.5-
	OFFICE SUPPLIES									
	PAPER	5003								
	PRINTED FORMS	5005								
	OTHER EXPENDABLE OFF.S	5010								
	MINOR OFFICE EQUIP/FUR	5020								
	BOOKS	5070								
	OTHER OPERATING MATL/S	5590								
	OFFICE SUPPLIES									
	SUPPLIES AND EXPENSES									
	PROFESSIONAL SERVICES									
	LEGAL	6025	3500			3500	25.0		3,500-	100.0-
	OTHER PROFESSIONAL SER	6049								
	PROFESSIONAL SERVICE		3500			3500	25.0		3,500-	100.0-
	COMMUNICATIONS									
111	TELEPHONE AND TELEGRAP	6060	1000		207	793	25.0	20.7	172-	17.2-
	POSTAGE	6070								
111	COMMUNICATIONS		1000		207	793	25.0	20.7	172-	17.2-
	TRANSPORTATION									
	TRAVEL EXPENSE	6110	1200			1200	25.0		1,200-	100.0-
	TRANSPORTATION		1200			1200	25.0		1,200-	100.0-
	PRINTING AND BINDING									
	PRINTING	6200								

	PRINTING AND BINDING									
	OTHER SERVICES & CHARGE									
	COURT COSTS	6710	1000	822	178	25.0	82.2	2,288	228.8
	DUES AND MEMBERSHIPS	6840	500		500	25.0		500-	100.0-
	REGISTRATION FEE/TUITI	6845	600		600	25.0		600-	100.0-
	OTHER SERVICES & CHA		2100	822	1278	25.0	39.1	1,188	56.5
111	OTHER SERVICES & CHAR		7800	1028	6772	25.0	13.1	3,687-	47.2-
	MACHINERY AND EQUIPMENT								
	CAPITAL OUTLAY								
6760	EXPENDITURES		102265	20977	81288	25.0	20.5	18,357-	17.9-

THIS MONTH ACTUAL		OBJ/SUB	ANNUAL BUDGET	OPEN PO & CONTRACTS	YTD ACTUAL	REMAINING BALANCE	PERCENT PLAN	PERCENT ACTUAL	....PROJECTED.... OVER/UNDER	%
	SALARIES									
10173	REGULAR WAGES	4000	143306		30506	112800	25.0	21.2	21,281-	14.8-
	DISASTER RECOVERY WAGE	4010								
	OVERTIME	4300								
	DISASTER RECOVERY OVER	4310								
10173	SALARIES		143306		30506	112800	25.0	21.2	21,281-	14.8-
	EMPLOYEE BENEFITS									
1602	STATE RETIREMENT	4600	22579		4805	17774	25.0	21.2	3,358-	14.8-
744	F.I.C.A. TAXES	4700	10970		2231	8739	25.0	20.3	2,045-	18.6-
1740	HOSPITALIZATION INS.	4800	23400		4720	18680	25.0	20.1	4,520-	19.3-
	UNEMPLOYMENT BENEFITS	4900								
	WORKMAN'S COMPENSATION	4910	560			560	25.0		560-	100.0-
4086	EMPLOYEE BENEFITS		57509		11755	45754	25.0	20.4	10,489-	18.2-
14260	PERSONAL SERVICES		200815		42261	158554	25.0	21.0	31,771-	15.8-
	OFFICE SUPPLIES									
	PAPER	5003	3500		430	3070	25.0	12.2	1,780-	50.8-
	PRINTED FORMS	5005	1200		229	971	25.0	19.0	284-	23.6-
	OTHER EXPENDABLE OFF.S	5010	1000	348		652	25.0		1,000-	100.0-
	MINOR OFFICE EQUIP/FUR	5020	300			300	25.0		300-	100.0-
	SUBSCRIPTIONS,MAGS,MAP	5050	300			300	25.0		300-	100.0-
	BOOKS	5070	100			100	25.0		100-	100.0-
245	COMPUTER SUPPLIES	5080	3000		245	2755	25.0	8.1	2,019-	67.3-
245	OFFICE SUPPLIES		9400	348	904	8148	25.0	9.6	5,784-	61.5-
	OPERATING SUPPLIES									
	MINOR EQUIPMENT	5460	500			500	25.0		500-	100.0-
	OTHER OPERATING MATL/S	5590								
	OPERATING SUPPLIES		500			500	25.0		500-	100.0-
245	SUPPLIES AND EXPENSES		9900	348	904	8648	25.0	9.1	6,284-	63.4-
	PROFESSIONAL SERVICES									
	CONSULTANT SERV/SURVEY	6020								
1092	OTHER PROFESSIONAL SER	6049	14400		3287	11114	25.0	22.8	1,251-	8.6-
1092	PROFESSIONAL SERVICE		14400		3287	11114	25.0	22.8	1,251-	8.6-
	COMMUNICATIONS									
	TELEPHONE AND TELEGRAP	6060	140		2	138	25.0	1.4	131-	93.5-
	POSTAGE	6070	20			20	25.0		20-	100.0-

	COMMUNICATIONS		160		2	158	25.0	1.2	151-	94.3-
	TRANSPORTATION									
	TRAVEL EXPENSE	6110								
	FREIGHT	6120	100		77	23	25.0	77.0	208	208.0
	MESSENGER/EXPRESS SERV	6130								
	TRANSPORTATION		100		77	23	25.0	77.0	208	208.0
	ADVERTISING									
	ADVERTISING	6150								
	ADVERTISING									
	PRINTING AND BINDING									
	PRINTING	6200	200			200	25.0		200-	100.0-
	BINDING	6205								
	PRINTING AND BINDING		200			200	25.0		200-	100.0-
	INSURANCE									
	SURETY AND FORGERY BON	6270								
	INSURANCE									
	REPR/MAINT-OUTSIDE LABO									
	BUILDING R&M	6350								
313	OFFICE EQUIPMENT R&M	6365	5000		1034	3966	25.0	20.6	863-	17.2-
313	REPR/MAINT-OUTSIDE L		5000		1034	3966	25.0	20.6	863-	17.2-
	OTHER SERVICES & CHARGE									
	DUES AND MEMBERSHIPS	6840	250			250	25.0		250-	100.0-
	REGISTRATION FEE/TUITI	6845								
	SERVICES NOT SPECIFIED	6999								
	OTHER SERVICES & CHA		250			250	25.0		250-	100.0-
1405	OTHER SERVICES & CHAR		20110		4399	15711	25.0	21.8	2,514-	12.5-
	MACHINERY AND EQUIPMENT									
	OFFICE FURN/EQUIP.	7325								
	DATA PROCESSING EQUIP.	7327								
	MACHINERY AND EQUIPM									
	CAPITAL OUTLAY									
15910	EXPENDITURES		230825	348	47564	182913	25.0	20.6	40,568-	17.5-

THIS MONTH ACTUAL		OBJ/SUB	ANNUAL BUDGET	OPEN PO & CONTRACTS	YTD ACTUAL	REMAINING BALANCE	PERCENT PLAN	PERCENT ACTUAL	....PROJECTED.... OVER/UNDER	%
	SALARIES									
6045	REGULAR WAGES	4000	78587		18135	60452	25.0	23.0	6,047-	7.6-
	DISASTER RECOVERY WAGE	4010								
	OVERTIME	4300								
	DISASTER RECOVERY OVER	4310								
6045	SALARIES		78587		18135	60452	25.0	23.0	6,047-	7.6-
	EMPLOYEE BENEFITS									
952	STATE RETIREMENT	4600	12380		2856	9524	25.0	23.0	956-	7.7-
435	F.I.C.A. TAXES	4700	6020		1305	4715	25.0	21.6	800-	13.2-
1160	HOSPITALIZATION INS.	4800	15600		3480	12120	25.0	22.3	1,680-	10.7-
	UNEMPLOYMENT BENEFITS	4900								
	WORKMAN'S COMPENSATION	4910	980			980	25.0		980-	100.0-
2547	EMPLOYEE BENEFITS		34980		7641	27339	25.0	21.8	4,416-	12.6-
8592	PERSONAL SERVICES		113567		25776	87791	25.0	22.6	10,463-	9.2-
	OFFICE SUPPLIES									
	PAPER	5003								
	PRINTED FORMS	5005	300			300	25.0		300-	100.0-
186	OTHER EXPENDABLE OFF.S	5010	1200		336	864	25.0	28.0	144	12.0
	MINOR OFFICE EQUIP/FUR	5020	300			300	25.0		300-	100.0-
	PHOTO SUPPLIES	5040	100			100	25.0		100-	100.0-
	SUBSCRIPTIONS,MAGS,MAP	5050	350		5-	355	25.0	1.4	329-	94.0-
	BOOKS	5070								
	COMPUTER SUPPLIES	5080								
186	OFFICE SUPPLIES		2250		331	1919	25.0	14.7	926-	41.1-
	OPERATING SUPPLIES									
	CLEANING/JANITORIAL SP	5100								
	HOUSEHOLD SUPPLIES	5110								
	MEDICAL SUPPLIES	5120	150			150	25.0		150-	100.0-
141	GAS AND OIL	5250	2000		356	1644	25.0	17.8	575-	28.7-
	LUBRICANTS	5255								
	WEARING APPAREL	5355	300			300	25.0		300-	100.0-
	MINOR EQUIPMENT	5460	1000			1000	25.0		1,000-	100.0-
	OTHER OPERATING MATL/S	5590								
141	OPERATING SUPPLIES		3450		356	3094	25.0	10.3	2,025-	58.6-
	REPAIR & MAINTENANCE SP									
	BUILDING MATERIALS & S	5600								
	MTR VEHICLE REP. PTS/S	5700	1000	32		968	25.0		1,000-	100.0-
	COMMUNICATION REPAIR P	5750	200			200	25.0		200-	100.0-

	OTHER REPAIR/MAINT. SP	5990								
	REPAIR & MAINTENANCE		1200	32		1168	25.0		1,200-	100.0-
327	SUPPLIES AND EXPENSES		6900	32	687	6181	25.0	9.9	4,152-	60.1-
	COMMUNICATIONS									
193	TELEPHONE AND TELEGRAP	6060	1400		385	1015	25.0	27.5	139	9.9
	POSTAGE	6070								
193	COMMUNICATIONS		1400		385	1015	25.0	27.5	139	9.9
	TRANSPORTATION									
	TRAVEL EXPENSE	6110								
	FREIGHT	6120								
	MESSENGER/EXPRESS SERV	6130								
	TRANSPORTATION									
	ADVERTISING									
	ADVERTISING	6150								
	ADVERTISING									
	PRINTING AND BINDING									
	PRINTING	6200								
	FILM PROCESSING	6240								
	PRINTING AND BINDING									
	INSURANCE									
	AUTOMOBILE INSURANCE	6265								
	SURETY AND FORGERY BON	6270								
	INSURANCE									
	REPR/MAINT-OUTSIDE LABO									
	OFFICE EQUIPMENT R&M	6365								
	HOUSEHOLD EQUIPMENT R&	6370								
508	MOTOR VEHICLE EQ. R&M	6384	800		508	292	25.0	63.5	1,231	153.8
	COMMUNICATION EQ. R&M	6390								
	CLEANING AND PAINTING	6392								
	OTHER REPAIRS AND MAIN	6399	1800			1800	25.0		1,800-	100.0-
508	REPR/MAINT-OUTSIDE L		2600		508	2092	25.0	19.5	568-	21.8-
	RENTALS									
	OTHER RENT	6449								
	RENTALS									
	OTHER SERVICES & CHARGE									
	DUES AND MEMBERSHIPS	6840								
	REGISTRATION FEE/TUITI	6845								
	SERVICES NOT SPECIFIED	6999								
	OTHER SERVICES & CHA									
701	OTHER SERVICES & CHAR		4000		893	3107	25.0	22.3	427-	10.6-

	MACHINERY AND EQUIPMENT									
	OFFICE FURN/EQUIP.	7325								
	DATA PROCESSING EQUIP.	7327								
	COMMUNICATION EQUIPMEN	7355								
	OTHER EQUIPMENT	7399								
---			---	---	---	---	---	---	---	---
	MACHINERY AND EQUIPM									
	VEHICLES									
	AUTOMOBILES	7400								
---			---	---	---	---	---	---	---	---
	VEHICLES									
---			---	---	---	---	---	---	---	---
	CAPITAL OUTLAY									
---			---	---	---	---	---	---	---	---
9620	EXPENDITURES		124467	32	27356	97079	25.0	21.9	15,042-	12.0-

THIS MONTH ACTUAL		OBJ/SUB	ANNUAL BUDGET	OPEN PO & CONTRACTS	YTD ACTUAL	REMAINING BALANCE	PERCENT PLAN	PERCENT ACTUAL	....PROJECTED.... OVER/UNDER	%
	SALARIES									
32714	REGULAR WAGES	4000	465978		94247	371731	25.0	20.2	88,989-	19.0-
	DISASTER RECOVERY WAGE	4010								
129	OVERTIME	4300			1254	1254-			5,016	
	DISASTER RECOVERY OVER	4310								
32843	SALARIES		465978		95501	370477	25.0	20.4	83,973-	18.0-
	EMPLOYEE BENEFITS									
5173	STATE RETIREMENT	4600	73403		15205	58198	25.0	20.7	12,583-	17.1-
2354	F.I.C.A. TAXES	4700	35648		6990	28658	25.0	19.6	7,688-	21.5-
5800	HOSPITALIZATION INS.	4800	101400		16900	84500	25.0	16.6	33,800-	33.3-
	UNEMPLOYMENT BENEFITS	4900	1000			1000	25.0		1,000-	100.0-
	WORKMAN'S COMPENSATION	4910	4000			4000	25.0		4,000-	100.0-
13327	EMPLOYEE BENEFITS		215451		39094	176357	25.0	18.1	59,075-	27.4-
46170	PERSONAL SERVICES		681429		134595	546834	25.0	19.7	143,049-	20.9-
	OFFICE SUPPLIES									
	PAPER	5003	1800	60	198	1542	25.0	11.0	1,008-	56.0-
	PRINTED FORMS	5005								
396	OTHER EXPENDABLE OFF.S	5010	2800	131	839	1829	25.0	29.9	556	19.8
15	N.I.P. SUPPLIES	5011	13267		2045	11222	25.0	15.4	5,086-	38.3-
	CITIZENS CORPS GRANT S	5012								
	MIDTOWN STUDY GRANT SU	5013								
	NLC HEALTH OUTREACH SU	5014								
	DOLLARWISE GRANT/CONF	5015								
	MAYORAL HEALTH COUNCIL	5016	1000		204	796	25.0	20.4	184-	18.4-
	MINOR OFFICE EQUIP/FUR	5020	1450		358	1092	25.0	24.6	18-	1.2-
	PHOTO SUPPLIES	5040								
	SUBSCRIPTIONS,MAGS,MAP	5050								
	BOOKS	5070	360	60		300	25.0		360-	100.0-
	COMPUTER SUPPLIES	5080	3796		221	3575	25.0	5.8	2,911-	76.6-
411	OFFICE SUPPLIES		24473	251	3865	20357	25.0	15.7	9,013-	36.8-
	OPERATING SUPPLIES									
	FOOD	5115	200			200	25.0		200-	100.0-
95	GAS AND OIL	5250	2000		459	1541	25.0	22.9	164-	8.2-
	LUBRICANTS	5255								
	MINOR EQUIPMENT	5460	100			100	25.0		100-	100.0-
	OTHER OPERATING MATL/S	5590	100			100	25.0		100-	100.0-
95	OPERATING SUPPLIES		2400		459	1941	25.0	19.1	564-	23.5-
	REPAIR & MAINTENANCE SP									

	BUILDING MATERIALS & S	5600	300			300	25.0		300-	100.0-
	PAINT AND PAINTING SPL	5650	150			150	25.0		150-	100.0-
32	MTR VEHICLE REP. PTS/S	5700	1500	317	52	1131	25.0	3.4	1,292-	86.1-
	OTHER REPAIR/MAINT. SP	5990								
32	REPAIR & MAINTENANCE		1950	317	52	1581	25.0	2.6	1,742-	89.3-
538	SUPPLIES AND EXPENSES		28823	568	4376	23879	25.0	15.1	11,318-	39.2-
	PROFESSIONAL SERVICES									
	ENGINEERING	6015								
	CONSULTANT SERV/SURVEY	6020	10000			10000	25.0		10,000-	100.0-
	CONSULTANT SERV-TWIN F	6020 01								
	CONSULTANT SERV-MIDTOW	6020 02	12147			12147	25.0		12,147-	100.0-
	ABSTRACTING & RECORDIN	6023								
	LEGAL	6025								
	OTHER PROFESSIONAL SER	6049	55000			55000	25.0		55,000-	100.0-
	OTHER PROF SERV-NLC OU	6049 98								
	PROFESSIONAL SERVICE		77147			77147	25.0		77,147-	100.0-
	COMMUNICATIONS									
502	TELEPHONE AND TELEGRAP	6060	4500		1118	3382	25.0	24.8	27-	.6-
	POSTAGE	6070	100			100	25.0		100-	100.0-
502	COMMUNICATIONS		4600		1118	3482	25.0	24.3	127-	2.7-
	TRANSPORTATION									
2261	TRAVEL EXPENSE	6110	12400	508	2177	9715	25.0	17.5	3,691-	29.7-
	TRVL EXP-MIDTOWN STDY	6111								
	TRVL EXP-NLC HEALTH OU	6112								
	FREIGHT	6120								
	MESSENGER/EXPRESS SERV	6130	100		43	57	25.0	43.0	71	71.0
2261	TRANSPORTATION		12500	508	2219	9773	25.0	17.7	3,623-	28.9-
	ADVERTISING									
	ADVERTISING	6150								
	ADVERTISING									
	PRINTING AND BINDING									
99	PRINTING	6200	3700		401	3299	25.0	10.8	2,095-	56.6-
	PRINTING-GRANT RELATED	6202								
	BLUELINES	6210								
	FILM PROCESSING	6240								
99	PRINTING AND BINDING		3700		401	3299	25.0	10.8	2,095-	56.6-
	INSURANCE									
	AUTOMOBILE INSURANCE	6265								
	SURETY AND FORGERY BON	6270								
	INSURANCE									
	REPR/MAINT-OUTSIDE LABO									
	BUILDING R&M	6350								
	OFFICE EQUIPMENT R&M	6365								

	MOTOR VEHICLE EQ. R&M	6384								
	SIGN PAINTING	6396								
	OTHER REPAIRS AND MAIN	6399	500	90	144	266	25.0	28.8	76	15.2
	REPR/MAINT-OUTSIDE L		500	90	144	266	25.0	28.8	76	15.2
	RENTALS									
369	OFFICE EQUIPMENT RENT	6410	6500		944	5556	25.0	14.5	2,723-	41.8-
	OTHER RENT	6449								
369	RENTALS		6500		944	5556	25.0	14.5	2,723-	41.8-
	OTHER SERVICES & CHARGE									
	EXHIBITIONS & PROMOTIO	6500								
520	DUES AND MEMBERSHIPS	6840	2600	440	669	1491	25.0	25.7	76	2.9
360	REGISTRATION FEE/TUITI	6845	5650	1,212	229	4209	25.0	4.0	4,734-	83.7-
	SERVICES NOT SPECIFIED	6999								
880	OTHER SERVICES & CHA		8250	1,652	898	5700	25.0	10.8	4,658-	56.4-
4111	OTHER SERVICES & CHAR		113197	2,250	5725	105222	25.0	5.0	90,297-	79.7-
	MACHINERY AND EQUIPMENT									
	PHOTOGRAPHIC EQUIP.	7308								
	OFFICE FURN/EQUIP.	7325								
	DATA PROCESSING EQUIP.	7327								
	MACHINERY AND EQUIPM									
	VEHICLES									
	AUTOMOBILES	7400								
	PICK UP TRUCKS	7420								
	VEHICLES									
	CAPITAL OUTLAY									
50819	EXPENDITURES		823449	2,818	144695	675935	25.0	17.5	244,668-	29.7-

THIS MONTH ACTUAL		OBJ/SUB	ANNUAL BUDGET	OPEN PO & CONTRACTS	YTD ACTUAL	REMAINING BALANCE	PERCENT PLAN	PERCENT ACTUAL	....PROJECTED.... OVER/UNDER	%
	SALARIES									
21030	REGULAR WAGES	4000	273393		63092	210301	25.0	23.0	21,024-	7.6-
	DISASTER RECOVERY WAGE	4010								
	OVERTIME	4300								
	DISASTER RECOVERY OVER	4310								
21030	SALARIES		273393		63092	210301	25.0	23.0	21,024-	7.6-
	EMPLOYEE BENEFITS									
3312	STATE RETIREMENT	4600	43075		9937	33138	25.0	23.0	3,327-	7.7-
1524	F.I.C.A. TAXES	4700	20925		4573	16352	25.0	21.8	2,633-	12.5-
4060	HOSPITALIZATION INS.	4800	54600		12180	42420	25.0	22.3	5,880-	10.7-
	UNEMPLOYMENT BENEFITS	4900								
	WORKMAN'S COMPENSATION	4910	1075			1075	25.0		1,075-	100.0-
8897	EMPLOYEE BENEFITS		119675		26690	92985	25.0	22.3	12,914-	10.7-
29927	PERSONAL SERVICES		393068		89781	303287	25.0	22.8	33,944-	8.6-
	OFFICE SUPPLIES									
51	PAPER	5003	2500		51	2449	25.0	2.0	2,296-	91.8-
	PRINTED FORMS	5005								
	OTHER EXPENDABLE OFF.S	5010	1500			1500	25.0		1,500-	100.0-
	MINOR OFFICE EQUIP/FUR	5020								
	SUBSCRIPTIONS,MAGS,MAP	5050								
	BOOKS	5070								
6975	COMPUTER SUPPLIES	5080	50000	2,218	12117	35665	25.0	24.2	1,532-	3.0-
	COMPUTR SUP-PURCHASE C	5081								
7027	OFFICE SUPPLIES		54000	2,218	12168	39614	25.0	22.5	5,328-	9.8-
	OPERATING SUPPLIES									
62	GAS AND OIL	5250	800		153	647	25.0	19.1	188-	23.5-
	UNIFORMS, BADGES, ETC.	5350								
	MINOR EQUIPMENT	5460	1200			1200	25.0		1,200-	100.0-
	OTHER OPERATING MATL/S	5590								
62	OPERATING SUPPLIES		2000		153	1847	25.0	7.6	1,388-	69.4-
	REPAIR & MAINTENANCE SP									
	BUILDING MATERIALS & S	5600								
	MTR VEHICLE REP. PTS/S	5700	400	170		230	25.0		400-	100.0-
	MINOR COMPUTER EQUIP.	5800	1500			1500	25.0		1,500-	100.0-
	REPAIR & MAINTENANCE		1900	170		1730	25.0		1,900-	100.0-
7089	SUPPLIES AND EXPENSES		57900	2,388	12321	43191	25.0	21.2	8,616-	14.8-

	PROFESSIONAL SERVICES									
	DATA PROCESSING	6035	35000	250	13800	20950	25.0	39.4	20,200	57.7
75	OTHER PROFESSIONAL SER	6049	3500		2453	1047	25.0	70.0	6,312	180.3
75	PROFESSIONAL SERVICE		38500	250	16253	21997	25.0	42.2	26,512	68.8
	COMMUNICATIONS									
839	TELEPHONE AND TELEGRAP	6060	3000		1678	1322	25.0	55.9	3,711	123.7
14003	NETWORK	6068	215000		73925	141075	25.0	34.3	80,700	37.5
2401	NETWORK WIRELESS	6069	28800		7202	21598	25.0	25.0	8	
	POSTAGE	6070								
17243	COMMUNICATIONS		246800		82805	163995	25.0	33.5	84,420	34.2
	TRANSPORTATION									
	TRAVEL EXPENSE	6110								
	FREIGHT	6120	130			130	25.0		130-	100.0-
	MESSENGER/EXPRESS SERV	6130								
	TRANSPORTATION		130			130	25.0		130-	100.0-
	ADVERTISING									
	ADVERTISING	6150								
	ADVERTISING									
	PRINTING AND BINDING									
	PRINTING	6200								
	BINDING	6205								
	PRINTING AND BINDING									
	INSURANCE									
	PUBLIC LIAB/PROPERTY D	6255								
	INSURANCE									
	REPR/MAINT-OUTSIDE LABO									
	ELECTRICAL R&M	6355								
17397	OFFICE EQUIPMENT R&M	6365	307715	799	61628	245288	25.0	20.0	61,202-	19.8-
	MOTOR VEHICLE EQ. R&M	6384	100	190		90-	25.0		100-	100.0-
	TOW IN CHARGES	6398								
17397	REPR/MAINT-OUTSIDE L		307815	989	61628	245198	25.0	20.0	61,302-	19.9-
	RENTALS									
	OFFICE EQUIPMENT RENT	6410								
	OTHER RENT	6449								
	RENTALS									
	OTHER SERVICES & CHARGE									
	DUES AND MEMBERSHIPS	6840								
	REGISTRATION FEE/TUITI	6845								
	SERVICES NOT SPECIFIED	6999								
	OTHER SERVICES & CHA									
34715	OTHER SERVICES & CHAR		593245	1,239	160686	431320	25.0	27.0	49,499	8.3

	MACHINERY AND EQUIPMENT									
	OFFICE FURN/EQUIP.	7325								
	DATA PROCESSING EQUIP.	7327	100000		4030	95970	25.0	4.0	83,880-	83.8-
	FINANCIAL SOFTWARE	7328	75000		5700	69300	25.0	7.6	52,200-	69.6-
	DOM PREP GRANT 06HS205	7332								
12604	PUBLIC SAFETY SOFTWARE	7333	151250		38187	113063	25.0	25.2	1,498	.9
	COMMUNICATION EQUIPMEN	7355								
	OTHER EQUIPMENT	7399								
---			---	---	---	---	---	---	---	---
12604	MACHINERY AND EQUIPM		326250		47917	278333	25.0	14.6	134,582-	41.2-
	VEHICLES									
	AUTOMOBILES	7400								
---			---	---	---	---	---	---	---	---
	VEHICLES									
---			---	---	---	---	---	---	---	---
12604	CAPITAL OUTLAY		326250		47917	278333	25.0	14.6	134,582-	41.2-
---			---	---	---	---	---	---	---	---
84334	EXPENDITURES		1370463	3,627	310705	1056131	25.0	22.6	127,643-	9.3-

THIS MONTH ACTUAL		OBJ/SUB	ANNUAL BUDGET	OPEN PO & CONTRACTS	YTD ACTUAL	REMAINING BALANCE	PERCENT PLAN	PERCENT ACTUAL	....PROJECTED.... OVER/UNDER	%
	SALARIES									
	REGULAR WAGES	4000								
	OVERTIME	4300								
	SALARIES									
	EMPLOYEE BENEFITS									
	STATE RETIREMENT	4600								
	F.I.C.A. TAXES	4700								
	HOSPITALIZATION INS.	4800								
	UNEMPLOYMENT BENEFITS	4900								
	WORKMAN'S COMPENSATION	4910								
	EMPLOYEE BENEFITS									
	PERSONAL SERVICES									
	OFFICE SUPPLIES									
	PAPER	5003								
	PRINTED FORMS	5005								
	OTHER EXPENDABLE OFF.S	5010	250			250	25.0		250-	100.0-
	OFFICE SUPPLIES		250			250	25.0		250-	100.0-
	OPERATING SUPPLIES									
	CLEANING/JANITORIAL SP	5100	3600		562	3038	25.0	15.6	1,352-	37.5-
	HOUSEHOLD SUPPLIES	5110								
	FOOD	5115								
	MEDICAL SUPPLIES	5120								
	CHEMICALS	5130	3810			3810	25.0		3,810-	100.0-
	DIESEL FUEL	5257								
	HORT./LANDSCAPING SPLY	5440	2250		1229	1021	25.0	54.6	2,666	118.4
	HAND TOOLS	5450	25			25	25.0		25-	100.0-
	MINOR EQUIPMENT	5460	3000			3000	25.0		3,000-	100.0-
	OTHER OPERATING MATL/S	5590	200			200	25.0		200-	100.0-
	OPERATING SUPPLIES		12885		1791	11094	25.0	13.8	5,721-	44.4-
	REPAIR & MAINTENANCE SP									
	BUILDING MATERIALS & S	5600	3000	131		2870	25.0		3,000-	100.0-
49	ELECTRICAL SUPPLIES	5605	2800	40	143	2616	25.0	5.1	2,227-	79.5-
38	PLUMBING SUPPLIES	5610	3000		38	2962	25.0	1.2	2,847-	94.9-
	PAINT AND PAINTING SPL	5650	5000			5000	25.0		5,000-	100.0-
	OTHER REPAIR/MAINT. SP	5990	100			100	25.0		100-	100.0-
87	REPAIR & MAINTENANCE		13900	171	181	13548	25.0	1.3	13,176-	94.7-

87	SUPPLIES AND EXPENSES		27035	171	1973	24892	25.0	7.2	19,142-	70.8-
	PROFESSIONAL SERVICES									
	BUILDING SECURITY	6021	2000		900	1100	25.0	45.0	1,600	80.0
2944	OTHER PROFESSIONAL SER	6049	30039		7173	22866	25.0	23.8	1,347-	4.4-
2944	PROFESSIONAL SERVICE		32039		8073	23966	25.0	25.1	253	.7
	COMMUNICATIONS									
	TELEPHONE AND TELEGRAP	6060								
	TELEPHONE-EATON SCHOOL	6060 GRANT								
	COMMUNICATIONS									
	TRANSPORTATION									
	FREIGHT	6120								
	MESSENGER/EXPRESS SERV	6130								
	TRANSPORTATION									
	INSURANCE									
	PUBLIC LIAB/PROPERTY D	6255								
	BOILER MACHINERY	6260								
	INSURANCE									
	UTILITIES									
27	GAS	6300	3500		79	3421	25.0	2.2	3,184-	90.9-
	GAS-TRAIN DEPOT	6300 DEPOT								
	GAS-EATON SCHOOL	6300 GRANT								
3201	ELECTRICITY	6305	75000		11017	63983	25.0	14.6	30,932-	41.2-
	ELECTRICITY-EMP MED CL	6305 CLINIC								
	ELECTRICITY-TRAIN DEPO	6305 DEPOT								
	ELECTRICITY-EATON SCHO	6305 GRANT								
3228	UTILITIES		78500		11096	67404	25.0	14.1	34,115-	43.4-
	REPR/MAINT-OUTSIDE LABO									
	BUILDING R&M	6350	100000			100000	25.0		100,000-	100.0-
	ELECTRICAL R&M	6355	1000			1000	25.0		1,000-	100.0-
	PLUMBING EQUIPMENT R&M	6357	1000			1000	25.0		1,000-	100.0-
	HOUSEHOLD EQUIPMENT R&	6370	7030			7030	25.0		7,030-	100.0-
	FIXED EQUIPMENT R&M	6380	10030		1176	8854	25.0	11.7	5,326-	53.1-
	MINOR EQUIPMENT R&M	6382								
	CLEANING AND PAINTING	6392	3900			3900	25.0		3,900-	100.0-
	EXTERMINATION-DEPOT	6393								
	DISINFECT./EXTERMINATI	6394	1250		113	1137	25.0	9.0	797-	63.7-
	OTHER REPAIRS AND MAIN	6399	500			500	25.0		500-	100.0-
	REPR/MAINT-OUTSIDE L		124710		1289	123421	25.0	1.0	119,553-	95.8-
	RENTALS									
	MOP-MAT-RAG RENT	6435	14000			14000	25.0		14,000-	100.0-
1100	OTHER RENT	6449			3300	3300-			13,200	
1100	RENTALS		14000		3300	10700	25.0	23.5	800-	5.7-
	OTHER SERVICES & CHARGE									

	CUSTODIAL SERVICE	6870								
	OTHER SERVICES & CHA									
7272	OTHER SERVICES & CHAR		249249		23758	225491	25.0	9.5	154,217-	61.8-
	LAND									
	LAND	7000								
	LAND									
	BUILDING/BLD IMPROVEMEN									
	BUILDINGS	7100								
269514	FIRST BAPTIST CHURCH	7100 13	377000		282616	94384	25.0	74.9	753,463	199.8
	PINE ST CHURCH BUILDI	7100 26								
	RENOV OLD FED BLD-MUN	7150 42								
269514	BUILDINGS		377000		282616	94384	25.0	74.9	753,463	199.8
269514	BUILDING/BLD IMPROVE		377000		282616	94384	25.0	74.9	753,463	199.8
	IMPROVEMENT OTHER THAN									
	LANDSCAPING	7250								
	OTHER IMPROVEMENTS	7295	20000			20000	25.0		20,000-	100.0-
	IMPROVEMENT OTHER TH		20000			20000	25.0		20,000-	100.0-
	MACHINERY AND EQUIPMENT									
	HOUSEHOLD FURN/EQUIP.	7320								
	OTHER EQUIPMENT	7399								
	MACHINERY AND EQUIPM									
269514	CAPITAL OUTLAY		397000		282616	114384	25.0	71.1	733,463	184.7
276873	EXPENDITURES		673284	171	308346	364767	25.0	45.7	560,100	83.1

THIS MONTH ACTUAL		OBJ/SUB	ANNUAL BUDGET	OPEN PO & CONTRACTS	YTD ACTUAL	REMAINING BALANCE	PERCENT PLAN	PERCENT ACTUAL	....PROJECTED.... OVER/UNDER	%
	SALARIES									
	REGULAR WAGES	4000								
	OVERTIME	4300								
	SALARIES									
	EMPLOYEE BENEFITS									
	STATE RETIREMENT	4600								
	F.I.C.A. TAXES	4700								
	HOSPITALIZATION INS.	4800								
	UNEMPLOYMENT BENEFITS	4900								
	WORKMAN'S COMPENSATION	4910								
	EMPLOYEE BENEFITS									
	PERSONAL SERVICES									
	OFFICE SUPPLIES									
	PAPER	5003								
	PRINTED FORMS	5005								
	OTHER EXPENDABLE OFF.S	5010								
	MINOR OFFICE EQUIP/FUR	5020								
	SUBSCRIPTIONS,MAGS,MAP	5050								
	BOOKS	5070								
	COMPUTER SUPPLIES	5080								
	OFFICE SUPPLIES									
	OPERATING SUPPLIES									
132	CLEANING/JANITORIAL SP	5100	3200	70	132	2998	25.0	4.1	2,672-	83.5-
	GAS AND OIL	5250								
	LUBRICANTS	5255								
	HORT./LANDSCAPING SPLY	5440	4000		40-	4040	25.0	1.0	3,840-	96.0-
	MINOR EQUIPMENT	5460	2000	199		1801	25.0		2,000-	100.0-
	OTHER OPERATING MATL/S	5590	2000			2000	25.0		2,000-	100.0-
132	OPERATING SUPPLIES		11200	269	92	10839	25.0	.8	10,831-	96.7-
	REPAIR & MAINTENANCE SP									
	BUILDING MATERIALS & S	5600	5000			5000	25.0		5,000-	100.0-
	ELECTRICAL SUPPLIES	5605	5000			5000	25.0		5,000-	100.0-
	PLUMBING SUPPLIES	5610	1500			1500	25.0		1,500-	100.0-
	PAINT AND PAINTING SPL	5650								
	MTR VEHICLE REP. PTS/S	5700								
	AGRICLTRL REPAIR PTS/S	5755								
	OTHER REPAIR/MAINT. SP	5990	2700			2700	25.0		2,700-	100.0-

	REPAIR & MAINTENANCE		14200			14200	25.0		14,200-	100.0-
132	SUPPLIES AND EXPENSES		25400	269	92	25039	25.0	.3	25,031-	98.5-
	PROFESSIONAL SERVICES									
	BUILDING SECURITY	6021								
	OTHER PROFESSIONAL SER	6049								
	PROFESSIONAL SERVICE									
	COMMUNICATIONS									
	TELEPHONE AND TELEGRAP	6060								
	POSTAGE	6070								
	COMMUNICATIONS									
	TRANSPORTATION									
	TRAVEL EXPENSE	6110								
	FREIGHT	6120								
	MESSENGER/EXPRESS SERV	6130	20			20	25.0		20-	100.0-
	TRANSPORTATION		20			20	25.0		20-	100.0-
	ADVERTISING									
	ADVERTISING	6150	2600			2600	25.0		2,600-	100.0-
	ADVERTISING		2600			2600	25.0		2,600-	100.0-
	PRINTING AND BINDING									
	PRINTING	6200								
	PRINTING AND BINDING									
	INSURANCE									
	AUTOMOBILE INSURANCE	6265								
	SURETY AND FORGERY BON	6270								
	INSURANCE									
	UTILITIES									
	GAS	6300								
3233	ELECTRICITY	6305	40000		7241	32759	25.0	18.1	11,035-	27.5-
3233	UTILITIES		40000		7241	32759	25.0	18.1	11,035-	27.5-
	REPR/MAINT-OUTSIDE LABO									
135	BUILDING R&M	6350	55000	131	5165	49705	25.0	9.3	34,339-	62.4-
	ELECTRICAL R&M	6355	4300		127	4173	25.0	2.9	3,792-	88.1-
	PLUMBING EQUIPMENT R&M	6357	95	95			25.0		95-	100.0-
	OFFICE EQUIPMENT R&M	6365								
	MOTOR VEHICLE EQ. R&M	6384								
	DISINFECT./EXTERMINATI	6394	1120		950	170	25.0	84.8	2,680	239.2
	SIGN PAINTING	6396								
	OTHER REPAIRS AND MAIN	6399	29905			29905	25.0		29,905-	100.0-
135	REPR/MAINT-OUTSIDE L		90420	226	6242	83953	25.0	6.9	65,451-	72.3-
	RENTALS									
	UNIFORM RENT	6430	400		35	365	25.0	8.7	259-	64.7-

	OTHER RENT	6449								
	RENTALS		400		35	365	25.0	8.7	259-	64.7-
	OTHER SERVICES & CHARGE									
	EXHIBITIONS & PROMOTIO	6500								
	DUES AND MEMBERSHIPS	6840								
	REGISTRATION FEE/TUITI	6845								
	CUSTODIAL SERVICE	6870								
	SERVICES NOT SPECIFIED	6999								
	OTHER SERVICES & CHA									
3368	OTHER SERVICES & CHAR		133440	226	13517	119697	25.0	10.1	79,371-	59.4-
	MACHINERY AND EQUIPMENT									
	OFFICE FURN/EQUIP.	7325								
	DATA PROCESSING EQUIP.	7327								
	OTHER EQUIPMENT	7399								
	MACHINERY AND EQUIPM									
	CAPITAL OUTLAY									
3499	EXPENDITURES		158840	495	13609	144736	25.0	8.5	104,404-	65.7-

THIS MONTH ACTUAL		OBJ/SUB	ANNUAL BUDGET	OPEN PO & CONTRACTS	YTD ACTUAL	REMAINING BALANCE	PERCENT PLAN	PERCENT ACTUAL	....PROJECTED.... OVER/UNDER	%
	SALARIES									
11381	REGULAR WAGES	4000	177875		35739	142136	25.0	20.0	34,919-	19.6-
	DISASTER RECOVERY WAGE	4010								
	OVERTIME	4300								
	DISASTER RECOVERY OVER	4310								
11381	SALARIES		177875		35739	142136	25.0	20.0	34,919-	19.6-
	EMPLOYEE BENEFITS									
1792	STATE RETIREMENT	4600	28025		5629	22396	25.0	20.0	5,509-	19.6-
804	F.I.C.A. TAXES	4700	13620		2533	11087	25.0	18.5	3,488-	25.6-
2610	HOSPITALIZATION INS.	4800	39000		7540	31460	25.0	19.3	8,840-	22.6-
	UNEMPLOYMENT BENEFITS	4900								
	WORKMAN'S COMPENSATION	4910	600			600	25.0		600-	100.0-
5207	EMPLOYEE BENEFITS		81245		15702	65543	25.0	19.3	18,437-	22.6-
16587	PERSONAL SERVICES		259120		51442	207678	25.0	19.8	53,352-	20.5-
	OFFICE SUPPLIES									
	PAPER	5003	1000		79	921	25.0	7.9	684-	68.4-
	PRINTED FORMS	5005								
174	OTHER EXPENDABLE OFF.S	5010	5500		795	4705	25.0	14.4	2,320-	42.1-
	MINOR OFFICE EQUIP/FUR	5020	2500			2500	25.0		2,500-	100.0-
	PHOTO SUPPLIES	5040								
	SUBSCRIPTIONS,MAGS,MAP	5050								
	BOOKS	5070								
	COMPUTER SUPPLIES	5080	3000		1099	1901	25.0	36.6	1,395	46.5
174	OFFICE SUPPLIES		12000		1973	10027	25.0	16.4	4,107-	34.2-
	OPERATING SUPPLIES									
5-	FOOD	5115	2000		41	1959	25.0	2.0	1,835-	91.7-
	GAS AND OIL	5250	2000		59	1941	25.0	2.9	1,763-	88.1-
	MINOR EQUIPMENT	5460	1500			1500	25.0		1,500-	100.0-
	MTR VEHICLE REP. PTS/S	5700	700			700	25.0		700-	100.0-
5-	OPERATING SUPPLIES		6200		100	6100	25.0	1.6	5,800-	93.5-
169	SUPPLIES AND EXPENSES		18200		2073	16127	25.0	11.3	9,908-	54.4-
	PROFESSIONAL SERVICES									
	ENGINEERING	6015								
	CONSULTANT SERV/SURVEY	6020	75000			75000	25.0		75,000-	100.0-
	ABSTRACTING & RECORDIN	6023								
	LEGAL	6025								

	OTHER PROFESSIONAL SER	6049	5500			5500	25.0		5,500-	100.0-
	PROFESSIONAL SERVICE		80500			80500	25.0		80,500-	100.0-
	COMMUNICATIONS									
	TELEPHONE AND TELEGRAP	6060								
	POSTAGE	6070								
	COMMUNICATIONS									
	TRANSPORTATION									
	TRAVEL EXPENSE	6110	12000			12000	25.0		12,000-	100.0-
	FREIGHT	6120								
	MESSENGER/EXPRESS SERV	6130	1000			1000	25.0		1,000-	100.0-
	TRANSPORTATION		13000			13000	25.0		13,000-	100.0-
	ADVERTISING									
	ADVERTISING	6150	2500			2500	25.0		2,500-	100.0-
	ADVERTISING		2500			2500	25.0		2,500-	100.0-
	PRINTING AND BINDING									
	PRINTING	6200	700			700	25.0		700-	100.0-
	BLUELINES	6210								
	FILM PROCESSING	6240								
	PRINTING AND BINDING		700			700	25.0		700-	100.0-
	REPR/MAINT-OUTSIDE LABO									
	OFFICE EQUIPMENT R&M	6365	6000		1327	4673	25.0	22.1	692-	11.5-
	REPR/MAINT-OUTSIDE L		6000		1327	4673	25.0	22.1	692-	11.5-
	OTHER SERVICES & CHARGE									
	EXHIBITIONS & PROMOTIO	6500								
	TRAIN DAY EVENT	6500 01	3000			3000	25.0		3,000-	100.0-
	EXHIBITIONS & PROMO		3000			3000	25.0		3,000-	100.0-
	DUES AND MEMBERSHIPS	6840	1000			1000	25.0		1,000-	100.0-
	REGISTRATION FEE/TUITI	6845	2500			2500	25.0		2,500-	100.0-
182	SERVICES NOT SPECIFIED	6999	1500		182	1318	25.0	12.1	771-	51.4-
182	OTHER SERVICES & CHA		8000		182	7818	25.0	2.2	7,271-	90.8-
182	OTHER SERVICES & CHAR		110700		1509	109191	25.0	1.3	104,664-	94.5-
	MACHINERY AND EQUIPMENT									
	OFFICE FURN/EQUIP.	7325								
	DATA PROCESSING EQUIP.	7327								
	OTHER EQUIPMENT	7399								
	MACHINERY AND EQUIPM									
	VEHICLES									
	AUTOMOBILES	7400								
	VEHICLES									

	CAPITAL OUTLAY								
16938	EXPENDITURES	388020		55024	332996	25.0	14.1	167,924-	43.2-

THIS MONTH ACTUAL		OBJ/SUB		ANNUAL BUDGET	OPEN PO & CONTRACTS	YTD ACTUAL	REMAINING BALANCE	PERCENT PLAN	PERCENT ACTUAL	....PROJECTED.... OVER/UNDER	%
	SALARIES										
	REGULAR WAGES	4000									
	OVERTIME	4300									
	SALARIES										
	EMPLOYEE BENEFITS										
	STATE RETIREMENT	4600									
	F.I.C.A. TAXES	4700									
	HOSPITALIZATION INS.	4800									
	UNEMPLOYMENT BENEFITS	4900									
	WORKMAN'S COMPENSATION	4910									
	EMPLOYEE BENEFITS										
	PERSONAL SERVICES										
	OFFICE SUPPLIES										
	PAPER	5003									
	PRINTED FORMS	5005									
	OFFICE SUPPLIES										
	OPERATING SUPPLIES										
	FOOD	5115									
	DIESEL FUEL	5257									
	WEARING APPAREL	5355									
	OTHER OPERATING MATL/S	5590									
	UNALLOC. PETROLEUM PRO	5599									
	OPERATING SUPPLIES										
	REPAIR & MAINTENANCE SP										
	OTHER REPAIR/MAINT. SP	5990									
	REPAIR & MAINTENANCE										
	SUPPLIES AND EXPENSES										
	PROFESSIONAL SERVICES										
	AUDITING AND ACCOUNTIN	6010									
	TITLE OPINIONS	6016									
	APPRAISAL	6017									
	CONSULTANT SERV/SURVEY	6020									
	CONSULTANT-TWIN FORKS	6020	01	230000			230000	25.0		230,000-	100.0-
	CONSULTANT-GORDONS CRK	6020	05								
117160	LEGAL	6025		750000	5,956	455091	288953	25.0	60.6	1,070,364	142.7

	CAFE PLAN-ADMIN.COSTS	6026	4500			4500	25.0		4,500-	100.0-
83	MEDICAL	6027	30000		5672	24328	25.0	18.9	7,311-	24.3-
29865	MEDICAL ANALYSIS-EMP C	6027 01	384000		125974	258026	25.0	32.8	119,895	31.2
	UNALLOC.WELLNESS/HOSP.	6028								
	IN-SERVICE TRAINING	6029								
	ENTERTAINMENT	6033								
	DATA PROCESSING	6035								
	EMER.SHELTER/MDA GRANT	6040								
	I.P.-HYBERPLASTIC/MDA	6041								
	COPS-SECURE SCHLS/OJP	6042								
5007	NLC FINANCIAL INITIATI	6043	20325		5007	15318	25.0	24.6	297-	1.4-
	CONTRIB FUNDED EVENTS	6046								
	COMMUNITY CONVERSATIO	6046 01								
---			---	---	---	---	---	---	---	---
	CONTRIB FUNDED EVEN									
5270	OTHER PROFESSIONAL SER	6049	300000		36581	263419	25.0	12.1	153,675-	51.2-
---			---	---	---	---	---	---	---	---
157386	PROFESSIONAL SERVICE		1718825	5,956	628325	1084544	25.0	36.5	794,475	46.2
	COMMUNICATIONS									
9880	TELEPHONE AND TELEGRAP	6060	110000		32954	77046	25.0	29.9	21,816	19.8
	TELEPHONE RENT	6065								
	NETWORK	6068								
1207	POSTAGE	6070	53000		1207	51793	25.0	2.2	48,172-	90.8-
---			---	---	---	---	---	---	---	---
11087	COMMUNICATIONS		163000		34161	128839	25.0	20.9	26,356-	16.1-
	TRANSPORTATION									
	TRAVEL EXPENSE	6110	6800			6800	25.0		6,800-	100.0-
	MESSENGER/EXPRESS SERV	6130								
---			---	---	---	---	---	---	---	---
	TRANSPORTATION		6800			6800	25.0		6,800-	100.0-
	ADVERTISING									
795	UNALLOCATED ADVERTISIN	6155	16000		795	15205	25.0	4.9	12,820-	80.1-
---			---	---	---	---	---	---	---	---
795	ADVERTISING		16000		795	15205	25.0	4.9	12,820-	80.1-
	PRINTING AND BINDING									
293	PRINTING	6200	4000		588	3412	25.0	14.7	1,648-	41.2-
	BINDING	6205								
---			---	---	---	---	---	---	---	---
293	PRINTING AND BINDING		4000		588	3412	25.0	14.7	1,648-	41.2-
	INSURANCE									
	FIRE & EXTENDED COVERA	6250	220000			220000	25.0		220,000-	100.0-
	PUBLIC LIAB/PROPERTY D	6255	475000		487218	12218-	25.0	102.5	1,473,872	310.2
	BOILER MACHINERY	6260								
	SURETY AND FORGERY BON	6270	2500			2500	25.0		2,500-	100.0-
	OTHER INSURANCE	6299	6000			6000	25.0		6,000-	100.0-
---			---	---	---	---	---	---	---	---
	INSURANCE		703500		487218	216282	25.0	69.2	1,245,372	177.0
	REPR/MAINT-OUTSIDE LABO									
	OFFICE EQUIPMENT R&M	6365	45000			45000	25.0		45,000-	100.0-
	MOTOR VEHICLE EQ. R&M	6384								
	COMMUNICATION EQ. R&M	6390								

	OTHER REPAIRS AND MAIN	6399									
	OTHER REPAIRS AND MAIN	6399 FBC									
	REPR/MAINT-OUTSIDE L		45000			45000	25.0			45,000-	100.0-
	OTHER SERVICES & CHARGE										
	SETTLEMT OF DAMAGE CLA	6700	140000			140000	25.0			140,000-	100.0-
	LATE PAYMENT CHARGE	6705	25		25		25.0	100.0		74	296.0
	COURT COSTS	6710									
	THEFT LOSS	6818									
5270	PROP.TAX COLL. FEES .0	6830	65000		16213	48787	25.0	24.9		148-	.2-
1324	PROP.TAX COLL. FEES.00	6831	92000		1417	90584	25.0	1.5		86,332-	93.8-
304	BANK SERV/TRF FEE	6832	2575		681	1894	25.0	26.4		149	5.7
	DUES AND MEMBERSHIPS	6840	22500		14097	8403	25.0	62.6		33,888	150.6
	REGISTRATION FEE/TUITI	6845	4800			4800	25.0			4,800-	100.0-
	PROPERTY TAXES	6995									
	LOBBYING	6998									
16276	SERVICES NOT SPECIFIED	6999	18000		16376	1624	25.0	90.9		47,504	263.9
23174	OTHER SERVICES & CHA		344900		48808	296092	25.0	14.1		149,668-	43.3-
192735	OTHER SERVICES & CHAR		3002025	5,956	1199895	1796174	25.0	39.9		1,797,555	59.8
	MACHINERY AND EQUIPMENT										
	OFFICE FURN/EQUIP.	7325									
	DATA PROCESSING EQUIP.	7327									
	COMMUNICATION EQUIPMEN	7355									
	MACHINERY AND EQUIPM										
	VEHICLES										
	AUTOMOBILES	7400									
	VEHICLES										
	CAPITAL OUTLAY										
192735	EXPENDITURES		3002025	5,956	1199895	1796174	25.0	39.9		1,797,555	59.8

THIS MONTH ACTUAL		OBJ/SUB	ANNUAL BUDGET	OPEN PO & CONTRACTS	YTD ACTUAL	REMAINING BALANCE	PERCENT PLAN	PERCENT ACTUAL	....PROJECTED.... OVER/UNDER	%
	SALARIES									
5724	REGULAR WAGES	4000	62956		17250	45706	25.0	27.4	6,044	9.6
	DISASTER RECOVERY WAGE	4010								
	OVERTIME	4300								
	DISASTER RECOVERY OVER	4310								
5724	SALARIES		62956		17250	45706	25.0	27.4	6,044	9.6
	EMPLOYEE BENEFITS									
1021	STATE RETIREMENT	4600	9917		2959	6958	25.0	29.8	1,918	19.3
469	F.I.C.A. TAXES	4700	4820		1354	3466	25.0	28.0	595	12.3
580	HOSPITALIZATION INS.	4800	15600		2320	13280	25.0	14.8	6,320-	40.5-
	UNEMPLOYMENT BENEFITS	4900	1000		470	530	25.0	47.0	880	88.0
	WORKMAN'S COMPENSATION	4910	3000			3000	25.0		3,000-	100.0-
2070	EMPLOYEE BENEFITS		34337		7103	27234	25.0	20.6	5,924-	17.2-
7794	PERSONAL SERVICES		97293		24353	72940	25.0	25.0	119	.1
	OFFICE SUPPLIES									
	PAPER	5003	200			200	25.0		200-	100.0-
	PRINTED FORMS	5005								
	OTHER EXPENDABLE OFF.S	5010	500			500	25.0		500-	100.0-
187	MINOR OFFICE EQUIP/FUR	5020	3639	202	374	3063	25.0	10.2	2,142-	58.8-
	MICROFILM SUPPLIES	5030								
	SUBSCRIPTIONS,MAGS,MAP	5050								
	BOOKS	5070								
	COMPUTER SUPPLIES	5080								
187	OFFICE SUPPLIES		4339	202	374	3763	25.0	8.6	2,842-	65.4-
	OPERATING SUPPLIES									
	CLEANING/JANITORIAL SP	5100								
	FOOD	5115	600			600	25.0		600-	100.0-
71	GAS AND OIL	5250	1500		177	1323	25.0	11.8	792-	52.8-
	MINOR EQUIPMENT	5460								
	OTHER OPERATING MATL/S	5590	400			400	25.0		400-	100.0-
	OTHER OPER.MATL-BROWNS	5591								
71	OPERATING SUPPLIES		2500		177	2323	25.0	7.0	1,792-	71.6-
	REPAIR & MAINTENANCE SP									
	BUILDING MATERIALS & S	5600								
	MTR VEHICLE REP. PTS/S	5700	1000			1000	25.0		1,000-	100.0-
	MINOR COMPUTER EQUIP.	5800								
	OTHER REPAIR/MAINT. SP	5990								
	DISASTER REPAIR SUPPLI	5995	55000	54,047		953	25.0		55,000-	100.0-

	REPAIR & MAINTENANCE		56000	54,047		1953	25.0			56,000-	100.0-
258	SUPPLIES AND EXPENSES		62839	54,249	551	8039	25.0	.8		60,634-	96.4-
	PROFESSIONAL SERVICES										
	CONSULTANT SERV-BROWNS	6020									
	DATA PROCESSING	6035	37250			37250	25.0			37,250-	100.0-
	MICROFILM PROCESSING	6037									
	OTHER PROFESSIONAL SER	6049	15000			15000	25.0			15,000-	100.0-
	PROFESSIONAL SERVICE		52250			52250	25.0			52,250-	100.0-
	COMMUNICATIONS										
168	TELEPHONE AND TELEGRAP	6060	1000		370	630	25.0	37.0		479	47.9
	POSTAGE	6070									
168	COMMUNICATIONS		1000		370	630	25.0	37.0		479	47.9
	TRANSPORTATION										
	TRAVEL EXPENSE	6110	3500			3500	25.0			3,500-	100.0-
	TRVL EXP-BROWNSFIELD P	6116									
	FREIGHT	6120									
	MESSENGER/EXPRESS SERV	6130									
	TRANSPORTATION		3500			3500	25.0			3,500-	100.0-
	ADVERTISING										
	ADVERTISING	6150	1300			1300	25.0			1,300-	100.0-
	ADVERTISING		1300			1300	25.0			1,300-	100.0-
	PRINTING AND BINDING										
	PRINTING	6200									
	BINDING	6205									
	PRINTING AND BINDING										
	INSURANCE										
	SURETY AND FORGERY BON	6270									
	INSURANCE										
	REPR/MAINT-OUTSIDE LABO										
	BUILDING R&M	6350									
2059	DISASTER REPAIRS	6351	270000	57,763	19951	192286	25.0	7.3		190,196-	70.4-
	OFFICE EQUIPMENT R&M	6365									
	MOTOR VEHICLE EQ. R&M	6384	700			700	25.0			700-	100.0-
	OTHER REPAIRS AND MAIN	6399									
2059	REPR/MAINT-OUTSIDE L		270700	57,763	19951	192986	25.0	7.3		190,896-	70.5-
	RENTALS										
	OFFICE EQUIPMENT RENT	6410									
	OTHER RENT	6449									
	RENTALS										
	OTHER SERVICES & CHARGE										
	EXHIBITIONS & PROMOTIO	6500									

	DISABILITY AWARENESS	6500 03	750			750	25.0		750-	100.0-
	EXHIBITIONS & PROMO		750			750	25.0		750-	100.0-
	DUES AND MEMBERSHIPS	6840	450		415	35	25.0	92.2	1,209	268.6
	REGISTRATION FEE/TUITI	6845	550			550	25.0		550-	100.0-
	SERVICES NOT SPECIFIED	6999								
	OTHER SERVICES & CHA		1750		415	1335	25.0	23.7	90-	5.1-
2227	OTHER SERVICES & CHAR		330500	57,763	20735	252001	25.0	6.2	247,559-	74.9-
	ENVIRON PROJ-BROWNSFI	7296 04								
	MACHINERY AND EQUIPMENT									
	OFFICE FURN/EQUIP.	7325								
	DATA PROCESSING EQUIP.	7327								
	OTHER EQUIPMENT	7399								
	MACHINERY AND EQUIPM									
	CAPITAL OUTLAY									
10279	EXPENDITURES		490632	112,012	45639	332980	25.0	9.3	308,076-	62.7-

THIS MONTH ACTUAL		OBJ/SUB	ANNUAL BUDGET	OPEN PO & CONTRACTS	YTD ACTUAL	REMAINING BALANCE	PERCENT PLAN	PERCENT ACTUAL	....PROJECTED.... OVER/UNDER	%
	SALARIES									
468197	REGULAR WAGES	4000	6999592		1357473	5642119	25.0	19.3	1,569,700-	22.4-
	DISASTER RECOVERY WAGE	4010			4	4-			15	
63429	OVERTIME	4300	770000		180288	589712	25.0	23.4	48,848-	6.3-
	DISASTER RECOVERY OVER	4310								
531627	SALARIES		7769592		1537765	6231827	25.0	19.7	1,618,532-	20.8-
	EMPLOYEE BENEFITS									
85180	STATE RETIREMENT	4600	1223715		245996	977719	25.0	20.1	239,730-	19.5-
40387	F.I.C.A. TAXES	4700	594375		117151	477224	25.0	19.7	125,771-	21.1-
85545	HOSPITALIZATION INS.	4800	1349400		236955	1112445	25.0	17.5	401,580-	29.7-
	UNEMPLOYMENT BENEFITS	4900	5000		1621	3379	25.0	32.4	1,483	29.6
	WORKMAN'S COMPENSATION	4910	182000			182000	25.0		182,000-	100.0-
211112	EMPLOYEE BENEFITS		3354490		601723	2752767	25.0	17.9	947,598-	28.2-
742739	PERSONAL SERVICES		11124082		2139488	8984594	25.0	19.2	2,566,129-	23.0-
	OFFICE SUPPLIES									
40	PAPER	5003	4000	315	285	3400	25.0	7.1	2,860-	71.5-
	PRINTED FORMS	5005								
967	OTHER EXPENDABLE OFF.S	5010	7020	933	2025	4062	25.0	28.8	1,080	15.3
	EXPENDABLE OFF.SPL-LIF	5012	2000		207	1793	25.0	10.3	1,172-	58.6-
256	MINOR OFFICE EQUIP/FUR	5020	6700	168	256	6276	25.0	3.8	5,676-	84.7-
	MICROFILM SUPPLIES	5030								
	PHOTO SUPPLIES	5040	200			200	25.0		200-	100.0-
	SUBSCRIPTIONS,MAGS,MAP	5050	5300		60	5240	25.0	1.1	5,060-	95.4-
	BOOKS	5070	800	149	120	531	25.0	15.0	320-	40.0-
	COMPUTER SUPPLIES	5080	8000			8000	25.0		8,000-	100.0-
	COMPUTR SUP-LLEBG '01	5081								
	COMPUTR SUP-COPS MORE'	5082								
1263	OFFICE SUPPLIES		34020	1,565	2953	29502	25.0	8.6	22,208-	65.2-
	OPERATING SUPPLIES									
278	CLEANING/JANITORIAL SP	5100	9500	1,600	2326	5574	25.0	24.4	196-	2.0-
	HOUSEHOLD SUPPLIES	5110								
78-	FOOD	5115	2500	194	192	2115	25.0	7.6	1,732-	69.2-
	MEDICAL SUPPLIES	5120								
	CHEMICALS	5130								
514	FEED FOR ANIMALS	5150	4500		1028	3472	25.0	22.8	387-	8.6-
21124	GAS AND OIL	5250	240000		64716	175284	25.0	26.9	18,864	7.8
	LUBRICANTS	5255								
121	DIESEL FUEL	5257	4000		885	3115	25.0	22.1	460-	11.5-
	OTHER FUEL	5260								

4574	UNIFORMS, BADGES, ETC.	5350	62000	6,665	9126	46209	25.0	14.7	25,496-	41.1-
5142	WEARING APPAREL	5355	75000	16,998	14761	43241	25.0	19.6	15,956-	21.2-
	ASPHALT & ASPHALT PROD	5400								
	CONCRETE, CEMENT, ETC.	5405								
	HORT./LANDSCAPING SPLY	5440	500		179	322	25.0	35.8	216	43.2
	HAND TOOLS	5450								
2870	MINOR EQUIPMENT	5460	59000	1,066	15608	42326	25.0	26.4	3,432	5.8
	MINOR EQUIP-BYRNE '15	5461								
	MINOR EQUIP-BYRNE '16	5463	11822		11822		25.0	100.0	35,466	300.0
	MINOR EQ-LLEBG/BYRNE'0	5464								
928	OTHER OPERATING MATL/S	5590	65000	483	4574	59943	25.0	7.0	46,703-	71.8-
	OTHER OPER.MATL-METH.G	5591								
	OTHER OPER.MATLS-PRO S	5592								
	OTHER OPER.-ALCOHOL CN	5593								
76-	OTHER OPER-VICTIM ADVO	5594	1000		323	677	25.0	32.3	292	29.2
	OTHER OPER-LAW ENF.LIA	5596								
---			---	---	---	---	---	---	---	---
35396	OPERATING SUPPLIES		534822	27,006	125540	382277	25.0	23.4	32,661-	6.1-
	REPAIR & MAINTENANCE SP									
	BUILDING MATERIALS & S	5600	997			997	25.0		997-	100.0-
	ELECTRICAL SUPPLIES	5605	2000			2000	25.0		2,000-	100.0-
	PLUMBING SUPPLIES	5610								
	PAINT AND PAINTING SPL	5650								
13537	MTR VEHICLE REP. PTS/S	5700	125000	4,541	36205	84254	25.0	28.9	19,819	15.8
	COMMUNICATION REPAIR P	5750	3470			3470	25.0		3,470-	100.0-
	AGRICLTRL REPAIR PTS/S	5755								
	EXPENDABLE WELDING SPL	5770								
	MINOR COMPUTER EQUIP.	5800								
	OTHER REPAIR/MAINT. SP	5990	13000		100-	13100	25.0	.7	12,600-	96.9-
	REPR SPLY-8/29/05 STOR	5995								
---			---	---	---	---	---	---	---	---
13537	REPAIR & MAINTENANCE		144467	4,541	36105	103821	25.0	24.9	47-	
---			---	---	---	---	---	---	---	---
50196	SUPPLIES AND EXPENSES		713309	33,112	164598	515601	25.0	23.0	54,917-	7.6-
	PROFESSIONAL SERVICES									
	LEGAL	6025								
	MEDICAL	6027	10000		2200	7800	25.0	22.0	1,200-	12.0-
586	VETERINARIAN	6030	3500		1077	2423	25.0	30.7	808	23.0
	ENTERTAINMENT	6033								
	DATA PROCESSING	6035								
	MICROFILM PROCESSING	6037								
	METRO CRIME STOPPERS	6039								
	OTHER PROF.-ALCOHOL CN	6047								
	OTHER PROF.-VICTIM'S A	6048								
1858	OTHER PROFESSIONAL SER	6049	57600	2,400	11146	44054	25.0	19.3	13,016-	22.5-
	POL.LATERAL TRNG FEE	6049 26								
---			---	---	---	---	---	---	---	---
2444	PROFESSIONAL SERVICE		71100	2,400	14423	54277	25.0	20.2	13,407-	18.8-
	COMMUNICATIONS									
10014	TELEPHONE AND TELEGRAP	6060	60000		21866	38134	25.0	36.4	27,464	45.7
	TELEPHONE-GRANT	6060 GRANT								

885	TELEPHONE RENT	6065	6000		3540	2460	25.0	59.0	8,160	136.0
	NETWORK WIRELESS	6069	6000			6000	25.0		6,000-	100.0-
	POSTAGE	6070	150			150	25.0		150-	100.0-
	OTHER COMMUNICATION EX	6099								
10899	COMMUNICATIONS		72150		25406	46744	25.0	35.2	29,474	40.8
	TRANSPORTATION									
288	TRAVEL EXPENSE	6110	14000	230	5690	8080	25.0	40.6	8,760	62.5
	TRVL EXP-TRAFFIC GRANT	6111								
	TRVL EXP-VICTIM'S ADV	6112	2047			2047	25.0		2,047-	100.0-
	TRVL EXP-TERRORISM PRE	6113								
	TRAVEL EXP-PROJ SAFE N	6114								
	TRVL/TRNG-COP'S METH G	6116								
	TRVL EXP-LAW ENF LIAIS	6118								
	TRVL EXP-ALCOHOL GRANT	6119								
	FREIGHT	6120	4000	25	235	3740	25.0	5.8	3,060-	76.5-
25	MESSENGER/EXPRESS SERV	6130			83	83-			332	
313	TRANSPORTATION		20047	255	6008	13784	25.0	29.9	3,985	19.8
	ADVERTISING									
343	ADVERTISING	6150	13000		1708	11292	25.0	13.1	6,168-	47.4-
343	ADVERTISING		13000		1708	11292	25.0	13.1	6,168-	47.4-
	PRINTING AND BINDING									
	PRINTING	6200	1000			1000	25.0		1,000-	100.0-
	BINDING	6205								
	FILM PROCESSING	6240								
	PRINTING AND BINDING		1000			1000	25.0		1,000-	100.0-
	INSURANCE									
	FIRE & EXTENDED COVERA	6250								
	PUBLIC LIAB/PROPERTY D	6255								
	BOILER MACHINERY	6260								
	AUTOMOBILE INSURANCE	6265	18900			18900	25.0		18,900-	100.0-
600	SURETY AND FORGERY BON	6270	700		600	100	25.0	85.7	1,700	242.8
	OTHER INSURANCE	6299								
600	INSURANCE		19600		600	19000	25.0	3.0	17,200-	87.7-
	UTILITIES									
554	GAS	6300	6000		1021	4979	25.0	17.0	1,916-	31.9-
8746	ELECTRICITY	6305	80500		28943	51557	25.0	35.9	35,272	43.8
9300	UTILITIES		86500		29964	56536	25.0	34.6	33,356	38.5
	REPR/MAINT-OUTSIDE LABO									
	BUILDING R&M	6350								
	8/29/05 STORM REPAIRS	6353								
	ELECTRICAL R&M	6355								
	PLUMBING EQUIPMENT R&M	6357								
12133	OFFICE EQUIPMENT R&M	6365	31500		12133	19367	25.0	38.5	17,031	54.0
	OFF.EQ.R&M-COPS MORE	6366								
	HOUSEHOLD EQUIPMENT R&	6370								
	FIXED EQUIPMENT R&M	6380	10000			10000	25.0		10,000-	100.0-

	MINOR EQUIPMENT R&M	6382								
10137	MOTOR VEHICLE EQ. R&M	6384	76700	4,728	21822	50149	25.0	28.4	10,588	13.8
	AGRICULTURAL EQ. R&M	6387								
	COMMUNICATION EQ. R&M	6390								
	CLEANING AND PAINTING	6392								
	DISINFECT./EXTERMINATI	6394	5000		213	4787	25.0	4.2	4,148-	82.9-
	SIGN PAINTING	6396								
1616	TOW IN CHARGES	6398	5000		2511	2489	25.0	50.2	5,044	100.8
	OTHER REPAIRS AND MAIN	6399								
---			---	---	---	---	---	---	---	---
23886	REPR/MAINT-OUTSIDE L		128200	4,728	36679	86793	25.0	28.6	18,515	14.4
	RENTALS									
998	OFFICE EQUIPMENT RENT	6410	8500		2605	5895	25.0	30.6	1,919	22.5
	MOTORCYCLE RENT	6417	49700			49700	25.0		49,700-	100.0-
	CYLINDER RENT	6425								
	UNIFORM RENT	6430								
	MOP-MAT-RAG RENT	6435								
	OTHER RENT	6449								
---			---	---	---	---	---	---	---	---
998	RENTALS		58200		2605	55595	25.0	4.4	47,780-	82.0-
	OTHER SERVICES & CHARGE									
	EXHIBITIONS & PROMOTIO	6500								
	SETTLEMT OF DAMAGE CLA	6700								
	COURT COSTS	6710								
	JAIL EXPENSE	6815								
	EVIDENCE BUY MONEY	6817								
	THEFT LOSS	6818								
	CASH OVERAGE/SHORTAGE	6819								
	BANK SERV/TRF FEE	6832								
	REFUNDS	6835								
	POLICE FINE REFUNDS	6835 PF								
---			---	---	---	---	---	---	---	---
	REFUNDS									
	NSF CHECKS	6836	2000			2000	25.0		2,000-	100.0-
	DUES AND MEMBERSHIPS	6840	4000		300	3700	25.0	7.5	2,800-	70.0-
2655	REGISTRATION FEE/TUITI	6845	12000	150	3470	8380	25.0	28.9	1,880	15.6
	LAUNDRY	6850								
	SERVICES NOT SPECIFIED	6999								
---			---	---	---	---	---	---	---	---
2655	OTHER SERVICES & CHA		18000	150	3770	14080	25.0	20.9	2,919-	16.2-
---			---	---	---	---	---	---	---	---
51439	OTHER SERVICES & CHAR		487797	7,533	121162	359102	25.0	24.8	3,149-	.6-
	BUILDING/BLD IMPROVEMEN									
	BUILDINGS	7100								
	POLICE SERV CTR BLDG	7100 22								
---			---	---	---	---	---	---	---	---
	BUILDINGS									
	BUILDING IMPROVEMENTS	7150								
	POLICE COMPLEX	7150 07								
	DEPOT SUBSTATION	7150 37								
	MOBILE ST SUBSTATION	7150 39								

	PALMERS CROSSING SUBS 7150 40									
	BUILDING IMPROVEMEN									
	BUILDING/BLD IMPROVE									
	IMPROVEMENT OTHER THAN									
	PARKING LOT/DRIVEWAY 7227									
	LANDSCAPING 7250									
	OTHER IMPROVEMENTS 7295									
	IMPROVEMENT OTHER TH									
	MACHINERY AND EQUIPMENT									
	8/29/05 STORM EQUIP 7302									
	EQUIP-METH GRANT 7303									
	EQUIP-DOMESTIC PREP 7312									
	EQUIP-HOMELAND SECURIT 7313									
	EQUIP-TERRORISM PREVEN 7314									
	EQUIP-TERRORISM '05 7316									
	EQ-DOMESTIC PREP'05 7318									
	EQUIP-PROJ SAFE NEIGHB 7319									
	HOUSEHOLD FURN/EQUIP. 7320									
	EQUIP-BYRNE '15 7323									
	EQUIP-BYRNE '16 7324									
	OFFICE FURN/EQUIP. 7325			680	680-			2,720		
	COPS TECH GRANT EQUIP 7326									
	DATA PROCESSING EQUIP. 7327	5000		6087	1087-	25.0	121.7	19,348	386.9	
	FEMA-EMER.WARNING SIRE 7330									
	EQUIP-JUSTICE ASSIST G 7331									
	COMMUNICATION EQUIPMEN 7355									
	TRAFFIC CONTROL EQUIP. 7360									
	EQUIP-BYRNE '09 7375									
	OTHER EQUIP-STOP VIOL 7397									
	OTHER EQUIP-ALCOHOL GR 7398									
	OTHER EQUIPMENT 7399	31000	10,180	20238	582	25.0	65.2	49,952	161.1	
	MACHINERY AND EQUIPM	36000	10,180	27005	1185-	25.0	75.0	72,020	200.0	
	VEHICLES									
	AUTOMOBILES 7400	1150000	324,350	54940	770710	25.0	4.7	930,240-	80.8-	
	AUTOMOBILES-METH GRANT 7401									
	AUTOMOBILES-BYRNE GRAN 7402									
	MOTORCYCLES 7405									
	PICK UP TRUCKS 7420									
	VEHICLES	1150000	324,350	54940	770710	25.0	4.7	930,240-	80.8-	
	OTHER									
	ZOOLOGICAL ANIMALS 7505									
	OTHER									
	CAPITAL OUTLAY	1186000	334,530	81945	769525	25.0	6.9	858,220-	72.3-	
844373	EXPENDITURES	13511188	375,175	2507192	10628821	25.0	18.5	3,482,419-	25.7-	

THIS MONTH ACTUAL		OBJ/SUB	ANNUAL BUDGET	OPEN PO & CONTRACTS	YTD ACTUAL	REMAINING BALANCE	PERCENT PLAN	PERCENT ACTUAL	....PROJECTED.... OVER/UNDER	%
	SALARIES									
1776	REGULAR WAGES	4000	23080		5328	17752	25.0	23.0	1,768-	7.6-
	DISASTER RECOVERY WAGE	4010								
6	OVERTIME	4300	1000		15	985	25.0	1.5	940-	94.0-
	DISASTER RECOVERY OVER	4310								
1782	SALARIES		24080		5343	18737	25.0	22.1	2,708-	11.2-
	EMPLOYEE BENEFITS									
281	STATE RETIREMENT	4600	3800		842	2958	25.0	22.1	431-	11.3-
114	F.I.C.A. TAXES	4700	1850		342	1508	25.0	18.4	482-	26.0-
580	HOSPITALIZATION INS.	4800	7800		1740	6060	25.0	22.3	840-	10.7-
	UNEMPLOYMENT BENEFITS	4900								
	WORKMAN'S COMPENSATION	4910	85			85	25.0		85-	100.0-
975	EMPLOYEE BENEFITS		13535		2924	10611	25.0	21.6	1,838-	13.5-
2756	PERSONAL SERVICES		37615		8267	29348	25.0	21.9	4,546-	12.0-
	OFFICE SUPPLIES									
	PAPER	5003	750	483	161	106	25.0	21.4	105-	14.0-
	PRINTED FORMS	5005	100			100	25.0		100-	100.0-
	OTHER EXPENDABLE OFF.S	5010	3950	775	332	2842	25.0	8.4	2,621-	66.3-
	SPLY-RRT COORDINATOR	5013								
383	MINOR OFFICE EQUIP/FUR	5020	900		843	57	25.0	93.6	2,472	274.6
	CASSETTES, TAPES	5035								
	PHOTO SUPPLIES	5040	875			875	25.0		875-	100.0-
	SUBSCRIPTIONS,MAGS,MAP	5050	500			500	25.0		500-	100.0-
125	BOOKS-POLICE	5070	2000		125	1875	25.0	6.2	1,499-	74.9-
	BOOKS-FIRE	5071	2000			2000	25.0		2,000-	100.0-
1199	COMPUTER SUPPLIES	5080	3000		1289	1711	25.0	42.9	2,156	71.8
1707	OFFICE SUPPLIES		14075	1,258	2750	10066	25.0	19.5	3,074-	21.8-
	OPERATING SUPPLIES									
142	CLEANING/JANITORIAL SP	5100	3000	619	325	2056	25.0	10.8	1,700-	56.6-
	HOUSEHOLD SUPPLIES	5110	750			750	25.0		750-	100.0-
	FOOD	5115	2200		98	2102	25.0	4.4	1,807-	82.1-
	MEDICAL SUPPLIES	5120	600			600	25.0		600-	100.0-
	GAS AND OIL	5250	200			200	25.0		200-	100.0-
290	WEARING APPAREL-POLICE	5355	2500	126	1442	932	25.0	57.6	3,268	130.7
	WEARING APPAREL-FIRE	5356	2500	400	120	1980	25.0	4.8	2,020-	80.8-
	ASPHALT & ASPHALT PROD	5400								
	CONCRETE, CEMENT, ETC.	5405	2000			2000	25.0		2,000-	100.0-
	BRICK,STONE,MORTAR,ETC	5410								
	SAND,CLAY,GRVL,FILL DI	5415	30000			30000	25.0		30,000-	100.0-

	HORT./LANDSCAPING SPLY	5440		500			500	25.0		500-	100.0-
	HAND TOOLS	5450		1500			1500	25.0		1,500-	100.0-
72	MINOR EQUIPMENT-POLICE	5460		12007	220	1987	9800	25.0	16.5	4,059-	33.8-
	MINOR EQUIPMENT-FIRE	5462		10000		176	9824	25.0	1.7	9,295-	92.9-
	MINOR EQUIP-REGIONAL R	5463		7500		1901	5599	25.0	25.3	104	1.3
	SWIFT WATER RESCUE SUP	5465		7500			7500	25.0		7,500-	100.0-
	HAZ.MAT SUPPLIES	5466		10000			10000	25.0		10,000-	100.0-
	P&F CLASSES-(FEE) SUPP	5469									
3245	OTHER OPER.MATL-POLICE	5590		17500		14558	2942	25.0	83.1	40,732	232.7
	OTHER OPER.MATL-FIRE	5591		12500		257	12243	25.0	2.0	11,471-	91.7-
3749	OPERATING SUPPLIES			122757	1,365	20862	100530	25.0	16.9	39,309-	32.0-
	REPAIR & MAINTENANCE SP										
77	BUILDING MATERIALS & S	5600		6000		417	5583	25.0	6.9	4,332-	72.2-
	ELECTRICAL SUPPLIES	5605		1450			1450	25.0		1,450-	100.0-
	PLUMBING SUPPLIES	5610		1000			1000	25.0		1,000-	100.0-
3-	PAINT AND PAINTING SPL	5650		750		60	690	25.0	8.0	510-	68.0-
	MTR VEHICLE REP. PTS/S	5700		1200			1200	25.0		1,200-	100.0-
	OTHER REPAIR/MAINT. SP	5990		2500	381	60	2059	25.0	2.4	2,260-	90.4-
74	REPAIR & MAINTENANCE			12900	381	536	11983	25.0	4.1	10,755-	83.3-
5530	SUPPLIES AND EXPENSES			149732	3,004	24148	122579	25.0	16.1	53,140-	35.4-
	PROFESSIONAL SERVICES										
	MEDICAL	6027									
	P&F CLASSES-(FEE) SERV	6045									
	OTHER PROFESSIONAL SER	6049									
	RRT PLANNING-HOMELAND	6049	21								
	RRT TRAINING-HOMELAND	6049	22								
	H'BURG HIGH-HOMELAND	6049	23								
	MGMT/ADMIN-HOMELAND S	6049	24								
	OTHER-CITY HOMELAND S	6049	25								
	ASSIST TO FIREFIGHTER	6049	27								
	OTHER	6049	99								
	OTHER PROFESSIONAL										
	PROFESSIONAL SERVICE										
	COMMUNICATIONS										
	TELEPHONE AND TELEGRAP	6060									
	TELEPHONE-RRT COORDINA	6060	GRANT								
	POSTAGE	6070		100			100	25.0		100-	100.0-
	COMMUNICATIONS			100			100	25.0		100-	100.0-
	TRANSPORTATION										
	TRVL EXP-POLICE	6110		8000		582	7418	25.0	7.2	5,672-	70.9-
110	TRVL EXP-FIRE	6111		9000		599	8401	25.0	6.6	6,603-	73.3-
	TRVL EXP-RRT COORDINAT	6112									
	TRVL EXP-RESPONSE TEAM	6116									
45	FREIGHT	6120		550	8	390	152	25.0	70.9	1,010	183.6

155	TRANSPORTATION		17550	8	1572	15970	25.0	8.9	11,262-	64.1-
	ADVERTISING									
1008	ADVERTISING	6150	5000	2,100	1008	1892	25.0	20.1	968-	19.3-
1008	ADVERTISING		5000	2,100	1008	1892	25.0	20.1	968-	19.3-
	PRINTING AND BINDING									
	PRINTING	6200								
	FILM PROCESSING	6240								
	PRINTING AND BINDING									
	INSURANCE									
	BOILER MACHINERY	6260								
	SURETY AND FORGERY BON	6270								
	OTHER INSURANCE	6299								
	INSURANCE									
	UTILITIES									
231	GAS	6300	3000		397	2603	25.0	13.2	1,412-	47.0-
938	ELECTRICITY	6305	18000		3513	14487	25.0	19.5	3,948-	21.9-
	WATER	6315								
1168	UTILITIES		21000		3910	17090	25.0	18.6	5,360-	25.5-
	REPR/MAINT-OUTSIDE LABO									
	BUILDING R&M	6350	24900			24900	25.0		24,900-	100.0-
	DISASTER REPAIRS	6351	45			45	25.0		45-	100.0-
	OFFICE EQUIPMENT R&M	6365								
	MINOR EQUIPMENT R&M	6382	150			150	25.0		150-	100.0-
	MOTOR VEHICLE EQ. R&M	6384	500			500	25.0		500-	100.0-
	CLEANING AND PAINTING	6392	400			400	25.0		400-	100.0-
	DISINFECT./EXTERMINATI	6394	1300		148	1152	25.0	11.3	708-	54.4-
	OTHER REPAIRS AND MAIN	6399	1500		795	705	25.0	53.0	1,680	112.0
	REPR/MAINT-OUTSIDE L		28795		943	27852	25.0	3.2	25,023-	86.9-
	RENTALS									
236	OTHER RENT	6449	4000		943	3057	25.0	23.5	228-	5.7-
236	RENTALS		4000		943	3057	25.0	23.5	228-	5.7-
	OTHER SERVICES & CHARGE									
	PETTY CASH LOSS/STORM	6818								
	DUES AND MEMBERSHIPS	6840	250			250	25.0		250-	100.0-
	REGISTRATN FEE-POLICE	6845	14000		4265	9735	25.0	30.4	3,060	21.8
1760	REGISTRATN FEE-FIRE	6846	15000		2640	12360	25.0	17.6	4,440-	29.6-
	SERVICES NOT SPECIFIED	6999								
1760	OTHER SERVICES & CHA		29250		6905	22345	25.0	23.6	1,629-	5.5-
4328	OTHER SERVICES & CHAR		105695	2,108	15281	88306	25.0	14.4	44,570-	42.1-
	BUILDING/BLD IMPROVEMEN									
	BUILDING IMPROVEMENTS	7150								
	P&F TRAINING BLDG	7150								

	BUILDING IMPROVEMEN									
	BUILDING/BLD IMPROVE									
	IMPROVEMENT OTHER THAN									
	PARKING LOT/DRIVEWAY	7227								
	IMPROVEMENT OTHER TH									
	MACHINERY AND EQUIPMENT									
	EQUIP-RESPONSE TEAM'07	7311								
	EQUIP-RESPONSE TEAM'04	7314								
	EQUIP-CITY HOMELAND SE	7316								
	OFFICE FURN/EQUIP.	7325								
	COMMUNICATION EQUIPMEN	7355								
	TRAFFIC CONTROL EQUIP.	7360								
	OTHER EQUIP-HAZ.MAT	7398								
	OTHER EQUIPMENT	7399								
	MACHINERY AND EQUIPM									
	VEHICLES									
	AUTOMOBILES	7400		29,645		29645-				
	BUSES	7410								
	VEHICLES			29,645		29645-				
	CAPITAL OUTLAY			29,645		29645-				
12614	EXPENDITURES		293042	34,757	47697	210587	25.0	16.2	102,254-	34.8-

THIS MONTH ACTUAL		OBJ/SUB	ANNUAL BUDGET	OPEN PO & CONTRACTS	YTD ACTUAL	REMAINING BALANCE	PERCENT PLAN	PERCENT ACTUAL	....PROJECTED.... OVER/UNDER	%
	SALARIES									
332246	REGULAR WAGES	4000	5053708		998724	4054984	25.0	19.7	1,058,812-	20.9-
	DISASTER RECOVERY WAGE	4010								
50609	OVERTIME	4300	450000		153916	296084	25.0	34.2	165,663	36.8
	DISASTER RECOVERY OVER	4310								
382854	SALARIES		5503708		1152640	4351068	25.0	20.9	893,148-	16.2-
	EMPLOYEE BENEFITS									
59634	STATE RETIREMENT	4600	866840		179536	687304	25.0	20.7	148,696-	17.1-
27447	F.I.C.A. TAXES	4700	421040		82647	338393	25.0	19.6	90,452-	21.4-
63798	HOSPITALIZATION INS.	4800	1014000		192273	821728	25.0	18.9	244,908-	24.1-
	UNEMPLOYMENT BENEFITS	4900	3000			3000	25.0		3,000-	100.0-
	WORKMAN'S COMPENSATION	4910	240000			240000	25.0		240,000-	100.0-
150878	EMPLOYEE BENEFITS		2544880		454456	2090424	25.0	17.8	727,056-	28.5-
533732	PERSONAL SERVICES		8048588		1607095	6441493	25.0	19.9	1,620,208-	20.1-
	OFFICE SUPPLIES									
70	PAPER	5003	500		140	360	25.0	28.0	60	12.0
	PRINTED FORMS	5005	400			400	25.0		400-	100.0-
67	OTHER EXPENDABLE OFF.S	5010	6000	59	873	5068	25.0	14.5	2,508-	41.8-
63	MINOR OFFICE EQUIP/FUR	5020	2264		1055	1209	25.0	46.5	1,956	86.3
	CASSETTES, TAPES	5035								
	PHOTO SUPPLIES	5040								
	SUBSCRIPTIONS,MAGS,MAP	5050								
	BOOKS	5070	1000		724	276	25.0	72.4	1,895	189.5
	COMPUTER SUPPLIES	5080	1000		65	935	25.0	6.5	739-	73.9-
200	OFFICE SUPPLIES		11164	59	2857	8248	25.0	25.5	263	2.3
	OPERATING SUPPLIES									
913	CLEANING/JANITORIAL SP	5100	10600	35	2867	7698	25.0	27.0	868	8.1
	HOUSEHOLD SUPPLIES	5110	2500	962		1538	25.0		2,500-	100.0-
	FOOD	5115	400			400	25.0		400-	100.0-
600	MEDICAL SUPPLIES	5120	2900		1287	1613	25.0	44.3	2,248	77.5
	LABORATORY SUPPLIES	5125								
	CHEMICALS	5130								
1008	GAS AND OIL	5250	22000		5675	16325	25.0	25.7	700	3.1
	LUBRICANTS	5255	2900		480	2420	25.0	16.5	980-	33.7-
4169	DIESEL FUEL	5257	58000		12513	45487	25.0	21.5	7,948-	13.7-
160	OTHER FUEL	5260	900		160	740	25.0	17.7	260-	28.8-
964	UNIFORMS, BADGES, ETC.	5350	86000	42,697	41668	1635	25.0	48.4	80,671	93.8
	WEARING APPAREL	5355	1000	40		960	25.0		1,000-	100.0-
	ASPHALT & ASPHALT PROD	5400								

5843	CONCRETE, CEMENT, ETC.	5405	13500		11051	2450	25.0	81.8	30,704	227.4
	HORT./LANDSCAPING SPLY	5440								
199	HAND TOOLS	5450	2000		560	1440	25.0	28.0	240	12.0
103	MINOR EQUIPMENT	5460	4723		2168	2555	25.0	45.9	3,949	83.6
1172	MINOR FIRE FIGHTING EQ	5462	3400	880	1216	1304	25.0	35.7	1,463	43.0
	SWIFT WATER RESCUE SUP	5465	800			800	25.0		800-	100.0-
	FIRE HOSE	5470								
	RECREATIONAL SUPPLIES	5510								
	SFTY/FIRE P/MATL CONTR	5535	4000		2999	1001	25.0	74.9	7,996	199.9
148	OTHER OPERATING MATL/S	5590	800		577	223	25.0	72.1	1,507	188.3
15277	OPERATING SUPPLIES		216423	44,614	83220	88589	25.0	38.4	116,457	53.8
	REPAIR & MAINTENANCE SP									
	BUILDING MATERIALS & S	5600	7000	2,681	2154	2165	25.0	30.7	1,616	23.0
	ELECTRICAL SUPPLIES	5605	2250			2250	25.0		2,250-	100.0-
	PLUMBING SUPPLIES	5610	2150		866	1284	25.0	40.2	1,314	61.1
1782	PAINT AND PAINTING SPL	5650	2600		1853	747	25.0	71.2	4,812	185.0
11428	MTR VEHICLE REP. PTS/S	5700	49274	5,685	20412	23177	25.0	41.4	32,374	65.7
	COMMUNICATION REPAIR P	5750	1000		222	778	25.0	22.2	112-	11.2-
	AGRICLTRL REPAIR PTS/S	5755								
136	SCBA REPAIR PTS/SPL	5756	16300	858	136	15306	25.0	.8	15,756-	96.6-
	MINOR COMPUTER EQUIP.	5800								
	OTHER REPAIR/MAINT. SP	5990	500		151	349	25.0	30.2	103	20.6
	REPR SPLY-8/29/05 STOR	5995	6252			6252	25.0		6,252-	100.0-
13346	REPAIR & MAINTENANCE		87326	9,224	25794	52309	25.0	29.5	15,850	18.1
28823	SUPPLIES AND EXPENSES		314913	53,897	111871	149145	25.0	35.5	132,570	42.0
	PROFESSIONAL SERVICES									
	APPRAISAL	6017								
275	MEDICAL	6027	23250		8416	14834	25.0	36.1	10,413	44.7
	ENTERTAINMENT	6033								
60	OTHER PROFESSIONAL SER	6049	14900		1950	12950	25.0	13.0	7,100-	47.6-
335	PROFESSIONAL SERVICE		38150		10366	27784	25.0	27.1	3,313	8.6
	COMMUNICATIONS									
1274	TELEPHONE AND TELEGRAP	6060	13600		2668	10932	25.0	19.6	2,928-	21.5-
	NETWORK	6068								
	NETWORK WIRELESS-GRANT	6069								
	POSTAGE	6070								
1274	COMMUNICATIONS		13600		2668	10932	25.0	19.6	2,928-	21.5-
	TRANSPORTATION									
	TRAVEL EXPENSE	6110	5000		592	4408	25.0	11.8	2,632-	52.6-
340	FREIGHT	6120	2800	203	1026	1571	25.0	36.6	1,304	46.5
	MESSENGER/EXPRESS SERV	6130								
340	TRANSPORTATION		7800	203	1618	5979	25.0	20.7	1,328-	17.0-
	ADVERTISING									
4590	ADVERTISING	6150	9800		6293	3507	25.0	64.2	15,372	156.8

4590	ADVERTISING		9800		6293	3507	25.0	64.2	15,372	156.8
	PRINTING AND BINDING									
160	PRINTING	6200	2320		1408	912	25.0	60.6	3,311	142.7
	FILM PROCESSING	6240								
160	PRINTING AND BINDING		2320		1408	912	25.0	60.6	3,311	142.7
	INSURANCE									
	PUBLIC LIAB/PROPERTY D	6255								
	BOILER MACHINERY	6260								
	AUTOMOBILE INSURANCE	6265								
	SURETY AND FORGERY BON	6270	125			125	25.0		125-	100.0-
	OTHER INSURANCE	6299								
	INSURANCE		125			125	25.0		125-	100.0-
	UTILITIES									
1297	GAS	6300	15000		2065	12935	25.0	13.7	6,740-	44.9-
5064	ELECTRICITY	6305	62000		15402	46598	25.0	24.8	392-	.6-
28	WATER	6315	354		84	270	25.0	23.7	18-	5.0-
6388	UTILITIES		77354		17551	59803	25.0	22.6	7,150-	9.2-
	REPR/MAINT-OUTSIDE LABO									
16571	BUILDING R&M	6350	32238		22656	9583	25.0	70.2	58,386	181.1
	DISASTER REPAIRS	6351	6646			6646	25.0		6,646-	100.0-
	8/29/05 STORM REPAIRS	6353	677			677	25.0		677-	100.0-
	ELECTRICAL R&M	6355	200			200	25.0		200-	100.0-
300	PLUMBING EQUIPMENT R&M	6357	1600		300	1300	25.0	18.7	400-	25.0-
	STREETS & STRUCTURES R	6360								
194	OFFICE EQUIPMENT R&M	6365	3270		644	2626	25.0	19.6	693-	21.1-
	HOUSEHOLD EQUIPMENT R&	6370	4000		1200	2800	25.0	30.0	800	20.0
	FIXED EQUIPMENT R&M	6380	6025			6025	25.0		6,025-	100.0-
	MINOR EQUIPMENT R&M	6382	3000		28	2973	25.0	.9	2,888-	96.2-
586	MOTOR VEHICLE EQ. R&M	6384	63768		4575	59193	25.0	7.1	45,468-	71.3-
	AGRICULTURAL EQ. R&M	6387	500			500	25.0		500-	100.0-
600	SCBA EQUIP. R&M	6389	13350	4,140	600	8610	25.0	4.4	10,950-	82.0-
150	COMMUNICATION EQ. R&M	6390	4000		543	3457	25.0	13.5	1,828-	45.7-
	DISINFECT./EXTERMINATI	6394	2000		386	1614	25.0	19.3	455-	22.7-
	SIGN PAINTING	6396								
175	TOW IN CHARGES	6398	1600		525	1075	25.0	32.8	500	31.2
	OTHER REPAIRS AND MAIN	6399	4350	3,214		1136	25.0		4,350-	100.0-
18575	REPR/MAINT-OUTSIDE L		147224	7,354	31455	108415	25.0	21.3	21,404-	14.5-
	RENTALS									
	OFFICE EQUIPMENT RENT	6410								
	MACHINERY RENT	6420	100			100	25.0		100-	100.0-
274	CYLINDER RENT	6425	4000		803	3197	25.0	20.0	787-	19.6-
	UNIFORM RENT	6430								
	MOP-MAT-RAG RENT	6435								
274	RENTALS		5700		803	4897	25.0	14.0	2,487-	43.6-
	OTHER SERVICES & CHARGE									
	DUES AND MEMBERSHIPS	6840	1300		489	811	25.0	37.6	656	50.4
	REGISTRATION FEE/TUITI	6845	1300			1300	25.0		1,300-	100.0-

	LAUNDRY	6850		100			100	25.0		100-	100.0-
	SERVICES NOT SPECIFIED	6999		750		75	675	25.0	10.0	450-	60.0-
	OTHER SERVICES & CHA			3450		564	2886	25.0	16.3	1,194-	34.6-
31937	OTHER SERVICES & CHAR			305523	7,557	72725	225241	25.0	23.8	14,622-	4.7-
	BUILDING/BLD IMPROVEMEN										
	BUILDINGS	7100									
	FIRE STATION-PW8294	7100	20								
	FIRE STATION-CDBG	7100	21								
	STORAGE BUILDING	7100	23								
	PORTABLE BLDG-FIRE ST	7100	28								
	BUILDINGS										
	BUILDING/BLD IMPROVE										
	IMPROVEMENT OTHER THAN										
	PARKING LOT/DRIVEWAY	7227									
	LANDSCAPING	7250									
	OTHER IMPROVEMENTS	7295									
	IMPROVEMENT OTHER TH										
	MACHINERY AND EQUIPMENT										
	8/29/05 STORM EQUIP	7302									
	LABORATORY	7310									
	FIRE FIGHTING	7315									
	EQUIP-SCBA-'11 AF GRAN	7317									
	HOUSEHOLD FURN/EQUIP.	7320		13300		13286	14	25.0	99.8	39,844	299.5
	OFFICE FURN/EQUIP.	7325									
	DATA PROCESSING EQUIP.	7327									
	EQ-WIRELESS NETWORK GR	7331									
	AGRICULTURAL EQUIPMENT	7335									
	COMMUNICATION EQUIPMEN	7355									
	TRAFFIC CONTROL EQUIP.	7360									
	HYDRANTS & METERS	7365									
	OTHER EQUIPMENT	7399									
	MACHINERY AND EQUIPM			13300		13286	14	25.0	99.8	39,844	299.5
	VEHICLES										
	AUTOMOBILES	7400									
	PICK UP TRUCKS	7420									
	HEAVY TRUCKS	7430									
	VEHICLES										
	CAPITAL OUTLAY			13300		13286	14	25.0	99.8	39,844	299.5
594491	EXPENDITURES			8682324	61,454	1804977	6815893	25.0	20.7	1,462,416-	16.8-

THIS MONTH ACTUAL		OBJ/SUB	ANNUAL BUDGET	OPEN PO & CONTRACTS	YTD ACTUAL	REMAINING BALANCE	PERCENT PLAN	PERCENT ACTUAL	....PROJECTED.... OVER/UNDER	%
	SALARIES									
23811	REGULAR WAGES	4000	417924		70226	347698	25.0	16.8	137,019-	32.7-
	DISASTER RECOVERY WAGE	4010								
18	OVERTIME	4300	1000		58	942	25.0	5.8	768-	76.8-
	DISASTER RECOVERY OVER	4310								
23829	SALARIES		418924		70285	348639	25.0	16.7	137,784-	32.8-
	EMPLOYEE BENEFITS									
3753	STATE RETIREMENT	4600	65995		11070	54925	25.0	16.7	21,715-	32.9-
1759	F.I.C.A. TAXES	4700	32058		5189	26869	25.0	16.1	11,301-	35.2-
6380	HOSPITALIZATION INS.	4800	109200		18560	90640	25.0	16.9	34,959-	32.0-
	UNEMPLOYMENT BENEFITS	4900	1000			1000	25.0		1,000-	100.0-
	WORKMAN'S COMPENSATION	4910	15500			15500	25.0		15,500-	100.0-
11892	EMPLOYEE BENEFITS		223753		34819	188934	25.0	15.5	84,477-	37.7-
35722	PERSONAL SERVICES		642677		105104	537573	25.0	16.3	222,260-	34.5-
	OFFICE SUPPLIES									
	PAPER	5003	1800			1800	25.0		1,800-	100.0-
	PRINTED FORMS	5005	500			500	25.0		500-	100.0-
48	OTHER EXPENDABLE OFF.S	5010	4500		408	4092	25.0	9.0	2,868-	63.7-
85	MINOR OFFICE EQUIP/FUR	5020	7000		130	6870	25.0	1.8	6,480-	92.5-
	PHOTO SUPPLIES	5040								
	SUBSCRIPTIONS,MAGS,MAP	5050	400			400	25.0		400-	100.0-
	BOOKS	5070	200		278	78-	25.0	139.0	912	456.0
	COMPUTER SUPPLIES	5080		43		43-				
133	OFFICE SUPPLIES		14400	43	816	13541	25.0	5.6	11,136-	77.3-
	OPERATING SUPPLIES									
	FOOD	5115								
541	GAS AND OIL	5250	8000		1926	6074	25.0	24.0	296-	3.7-
	LUBRICANTS	5255								
	WEARING APPAREL	5355	1200	593		607	25.0		1,200-	100.0-
	MINOR EQUIPMENT	5460			749	749-			2,996	
	OTHER OPERATING MATL/S	5590								
541	OPERATING SUPPLIES		9200	593	2674	5932	25.0	29.0	1,495	16.2
	REPAIR & MAINTENANCE SP									
	BUILDING MATERIALS & S	5600								
	PAINT AND PAINTING SPL	5650	1000			1000	25.0		1,000-	100.0-
892	MTR VEHICLE REP. PTS/S	5700	3500	423	1437	1640	25.0	41.0	2,248	64.2
	COMMUNICATION REPAIR P	5750								

892	REPAIR & MAINTENANCE		4500	423	1437	2640	25.0	31.9	1,248	27.7
1566	SUPPLIES AND EXPENSES		28100	1,059	4927	22114	25.0	17.5	8,392-	29.8-
	PROFESSIONAL SERVICES									
	DEMOLITION	6013	6500			6500	25.0		6,500-	100.0-
	ASBESTOS REMOVAL	6014	41000	2,250		38750	25.0		41,000-	100.0-
1500	TITLE OPINIONS	6016	5000		1750	3250	25.0	35.0	1,999	39.9
	LOT CLEARING	6018	25000	750		24250	25.0		25,000-	100.0-
	MEDICAL	6027								
218	OTHER PROFESSIONAL SER	6049	8000		785	7215	25.0	9.8	4,859-	60.7-
1718	PROFESSIONAL SERVICE		85500	3,000	2535	79965	25.0	2.9	75,360-	88.1-
	COMMUNICATIONS									
1595	TELEPHONE AND TELEGRAP	6060	5000		2733	2267	25.0	54.6	5,932	118.6
	POSTAGE	6070								
1595	COMMUNICATIONS		5000		2733	2267	25.0	54.6	5,932	118.6
	TRANSPORTATION									
130-	TRAVEL EXPENSE	6110	13000		358	12642	25.0	2.7	11,568-	88.9-
	FREIGHT	6120								
	MESSENGER/EXPRESS SERV	6130								
130-	TRANSPORTATION		13000		358	12642	25.0	2.7	11,568-	88.9-
	ADVERTISING									
	ADVERTISING	6150								
	ADVERTISING									
	PRINTING AND BINDING									
	PRINTING	6200	40000	45		39955	25.0		40,000-	100.0-
	FILM PROCESSING	6240								
	PRINTING AND BINDING		40000	45		39955	25.0		40,000-	100.0-
	INSURANCE									
	AUTOMOBILE INSURANCE	6265								
	SURETY AND FORGERY BON	6270								
	INSURANCE									
	REPR/MAINT-OUTSIDE LABO									
	OFFICE EQUIPMENT R&M	6365								
326	MOTOR VEHICLE EQ. R&M	6384	2500	95	693	1712	25.0	27.7	272	10.8
	COMMUNICATION EQ. R&M	6390								
	CLEANING AND PAINTING	6392								
	SIGN PAINTING	6396								
	TOW IN CHARGES	6398	200			200	25.0		200-	100.0-
326	REPR/MAINT-OUTSIDE L		2700	95	693	1912	25.0	25.6	72	2.6
	RENTALS									
398	OTHER RENT	6449	6200		618	5582	25.0	9.9	3,728-	60.1-
398	RENTALS		6200		618	5582	25.0	9.9	3,728-	60.1-
	OTHER SERVICES & CHARGE									

160	DUES AND MEMBERSHIPS	6840	1800		160	1640	25.0	8.8	1,160-	64.4-
	REGISTRATION FEE/TUITI	6845	4500		300-	4800	25.0	6.6	3,300-	73.3-
160	OTHER SERVICES & CHA		6300		140-	6440	25.0	2.2	5,739-	91.0-
4066	OTHER SERVICES & CHAR		158700	3,140	6797	148764	25.0	4.2	131,511-	82.8-
	MACHINERY AND EQUIPMENT									
	OFFICE FURN/EQUIP.	7325								
	DATA PROCESSING EQUIP.	7327								
	COMMUNICATION EQUIPMEN	7355								
	MACHINERY AND EQUIPM									
	VEHICLES									
	AUTOMOBILES	7400								
	PICK UP TRUCKS	7420								
	VEHICLES									
	CAPITAL OUTLAY									
41354	EXPENDITURES		829477	4,199	116828	708451	25.0	14.0	362,164-	43.6-

THIS MONTH ACTUAL		OBJ/SUB	ANNUAL BUDGET	OPEN PO & CONTRACTS	YTD ACTUAL	REMAINING BALANCE	PERCENT PLAN	PERCENT ACTUAL	....PROJECTED.... OVER/UNDER	%
	SALARIES									
	REGULAR WAGES	4000								
15032	OVERTIME	4300	140000		40372	99628	25.0	28.8	21,487	15.3
15032	SALARIES		140000		40372	99628	25.0	28.8	21,487	15.3
	EMPLOYEE BENEFITS									
	STATE RETIREMENT	4600	26500			26500	25.0		26,500-	100.0-
	F.I.C.A. TAXES	4700	15300			15300	25.0		15,300-	100.0-
	HOSPITALIZATION INS.	4800	15000			15000	25.0		15,000-	100.0-
	EMPLOYEE BENEFITS		56800			56800	25.0		56,800-	100.0-
15032	PERSONAL SERVICES		196800		40372	156428	25.0	20.5	35,312-	17.9-
	PROFESSIONAL SERVICES									
25559	MEDICAL	6027	200000	904	61515	137581	25.0	30.7	46,060	23.0
	OTHER PROF.-JAIL DIV G	6048								
25559	PROFESSIONAL SERVICE		200000	904	61515	137581	25.0	30.7	46,060	23.0
	OTHER SERVICES & CHARGE									
	JAIL EXPENSE	6815	970000		296646	673354	25.0	30.5	216,584	22.3
	DISTRICT ATT'Y SUBSIDY	6816								
	JAIL IMPR-CITY SHARE	6826								
	AMBULANCE SERV.CONTRIB	6860								
	EMERGENCY MGMT.CONTRIB	6865	126000		31500	94500	25.0	25.0		
	USM CITIZEN CORPS COUN	6866								
	USM TITLE V CONTRACT	6867								
	JUVENILLE ACCT.INCENTI	6868								
	METH GRANT CONTRACT	6869								
	SERVICES NOT SPECIFIED	6999								
	OTHER SERVICES & CHA		1096000		328146	767854	25.0	29.9	216,584	19.7
25559	OTHER SERVICES & CHAR		1296000	904	389661	905435	25.0	30.0	262,644	20.2
	VEHICLES									
	AUTOMOBILES	7400								
	VEHICLES									
	CAPITAL OUTLAY									
40591	EXPENDITURES		1492800	904	430033	1061863	25.0	28.8	227,331	15.2

THIS MONTH ACTUAL		OBJ/SUB	ANNUAL BUDGET	OPEN PO & CONTRACTS	YTD ACTUAL	REMAINING BALANCE	PERCENT PLAN	PERCENT ACTUAL	....PROJECTED.... OVER/UNDER	%
	SALARIES									
19037	REGULAR WAGES	4000	252442		57111	195331	25.0	22.6	23,998-	9.5-
	DISASTER RECOVERY WAGE	4010								
730	OVERTIME	4300	12000		4899	7101	25.0	40.8	7,596	63.3
	DISASTER RECOVERY OVER	4310								
19766	SALARIES		264442		62009	202433	25.0	23.4	16,405-	6.2-
	EMPLOYEE BENEFITS									
3113	STATE RETIREMENT	4600	41650		9766	31884	25.0	23.4	2,586-	6.2-
1456	F.I.C.A. TAXES	4700	20230		4577	15653	25.0	22.6	1,921-	9.4-
5220	HOSPITALIZATION INS.	4800	70200		15660	54540	25.0	22.3	7,560-	10.7-
	UNEMPLOYMENT BENEFITS	4900	1000			1000	25.0		1,000-	100.0-
	WORKMAN'S COMPENSATION	4910	14000			14000	25.0		14,000-	100.0-
9789	EMPLOYEE BENEFITS		147080		30003	117077	25.0	20.3	27,068-	18.4-
29556	PERSONAL SERVICES		411522		92012	319510	25.0	22.3	43,473-	10.5-
	OFFICE SUPPLIES									
	PAPER	5003	300			300	25.0		300-	100.0-
	PRINTED FORMS	5005								
27	OTHER EXPENDABLE OFF.S	5010	1300		454	846	25.0	34.9	515	39.6
	MINOR OFFICE EQUIP/FUR	5020	1000			1000	25.0		1,000-	100.0-
	PHOTO SUPPLIES	5040								
	SUBSCRIPTIONS,MAGS,MAP	5050								
	BOOKS	5070	500			500	25.0		500-	100.0-
230	COMPUTER SUPPLIES	5080	600		230	370	25.0	38.3	320	53.3
257	OFFICE SUPPLIES		3700		684	3016	25.0	18.4	964-	26.0-
	OPERATING SUPPLIES									
	CLEANING/JANITORIAL SP	5100	200			200	25.0		200-	100.0-
238	HOUSEHOLD SUPPLIES	5110	1500		462	1038	25.0	30.8	348	23.2
	FOOD	5115								
	MEDICAL SUPPLIES	5120	50			50	25.0		50-	100.0-
	CHEMICALS	5130	600			600	25.0		600-	100.0-
733	GAS AND OIL	5250	18000		2678	15322	25.0	14.8	7,287-	40.4-
	LUBRICANTS	5255	100			100	25.0		100-	100.0-
83	DIESEL FUEL	5257	2000		384	1616	25.0	19.2	464-	23.2-
	WEARING APPAREL	5355	1600		51	1549	25.0	3.1	1,396-	87.2-
	ASPHALT & ASPHALT PROD	5400								
	CONCRETE, CEMENT, ETC.	5405								
	SAND,CLAY,GRVL,FILL DI	5415								
	HORT./LANDSCAPING SPLY	5440								
192	HAND TOOLS	5450	2520		928	1592	25.0	36.8	1,191	47.2

	MINOR EQUIPMENT	5460	12220	298	4261	7661	25.0	34.8	4,823	39.4
1052	TRAFFIC CONTROL EQ. SP	5540	50600	8,528	2884	39188	25.0	5.6	39,064-	77.2-
90	TRAFFIC SIGNS	5545	23000	6,046	5637	11317	25.0	24.5	452-	1.9-
	STREET MARKING SUPPLIE	5550	3000			3000	25.0		3,000-	100.0-
90	OTHER OPERATING MATL/S	5590	2780	679	1838	263	25.0	66.1	4,572	164.4
2478	OPERATING SUPPLIES		118170	15,551	19123	83497	25.0	16.1	41,678-	35.2-
	REPAIR & MAINTENANCE SP									
	BUILDING MATERIALS & S	5600	2543			2543	25.0		2,543-	100.0-
	ELECTRICAL SUPPLIES	5605	3000			3000	25.0		3,000-	100.0-
	STRUCTURAL STEEL & IRO	5620	957			957	25.0		957-	100.0-
	PAINT AND PAINTING SPL	5650	6612	486	122	6004	25.0	1.8	6,123-	92.6-
914	MTR VEHICLE REP. PTS/S	5700	5029		2077	2952	25.0	41.3	3,278	65.1
	COMMUNICATION REPAIR P	5750	1700			1700	25.0		1,700-	100.0-
	OTHER REPAIR/MAINT. SP	5990	500			500	25.0		500-	100.0-
	DISASTER REPAIR SUPPLI	5995								
914	REPAIR & MAINTENANCE		20341	486	2199	17656	25.0	10.8	11,545-	56.7-
3650	SUPPLIES AND EXPENSES		142211	16,037	22006	104169	25.0	15.4	54,187-	38.1-
	PROFESSIONAL SERVICES									
	MEDICAL	6027								
	PROFESSIONAL SERVICE									
	COMMUNICATIONS									
141	TELEPHONE AND TELEGRAP	6060	1000		281	719	25.0	28.1	124	12.4
	POSTAGE	6070								
141	COMMUNICATIONS		1000		281	719	25.0	28.1	124	12.4
	TRANSPORTATION									
	TRAVEL EXPENSE	6110	800		216	584	25.0	27.0	64	8.0
	FREIGHT	6120	785	27	10	748	25.0	1.2	745-	94.9-
	MESSENGER/EXPRESS SERV	6130								
	TRANSPORTATION		1585	27	226	1332	25.0	14.2	681-	42.9-
	ADVERTISING									
	ADVERTISING	6150								
	ADVERTISING									
	INSURANCE									
	PUBLIC LIAB/PROPERTY D	6255								
	AUTOMOBILE INSURANCE	6265								
	SURETY AND FORGERY BON	6270								
	INSURANCE									
	UTILITIES									
57	GAS	6300	1000		97	903	25.0	9.7	612-	61.2-
828	ELECTRICITY	6305	16000		3205	12795	25.0	20.0	3,180-	19.8-
	TRAFFIC LIGHT ELECTRIC	6310								
885	UTILITIES		17000		3303	13697	25.0	19.4	3,788-	22.2-

	REPR/MAINT-OUTSIDE LABO										
	BUILDING R&M	6350									
	DISASTER REPAIRS	6351									
	STREETS & STRUCTURES R	6360									
	OFFICE EQUIPMENT R&M	6365	440			440	25.0			440-	100.0-
	TRAFFIC CONTROL EQ. R&	6375	8000		1493	6507	25.0	18.6		2,027-	25.3-
	FIXED EQUIPMENT R&M	6380									
	MINOR EQUIPMENT R&M	6382	150			150	25.0			150-	100.0-
	MOTOR VEHICLE EQ. R&M	6384	4150		64	4086	25.0	1.5		3,894-	93.8-
	COMMUNICATION EQ. R&M	6390	825			825	25.0			825-	100.0-
	DISINFECT./EXTERMINATI	6394	700		45	655	25.0	6.4		520-	74.2-
	SIGN PAINTING	6396									
	TOW IN CHARGES	6398	200			200	25.0			200-	100.0-
	OTHER REPAIRS AND MAIN	6399	1200			1200	25.0			1,200-	100.0-
	REPR/MAINT-OUTSIDE L		15665		1602	14063	25.0	10.2		9,257-	59.0-
	RENTALS										
	MACHINERY RENT	6420									
	CYLINDER RENT	6425									
391	UNIFORM RENT	6430	3104	84	900	2120	25.0	28.9		496	15.9
	MOP-MAT-RAG RENT	6435	100			100	25.0			100-	100.0-
32	OTHER RENT	6449	300		103	197	25.0	34.3		111	37.0
423	RENTALS		3504	84	1003	2417	25.0	28.6		507	14.4
	OTHER SERVICES & CHARGE										
	DUES AND MEMBERSHIPS	6840	600		450	150	25.0	75.0		1,200	200.0
	REGISTRATION FEE/TUITI	6845	1160		549	611	25.0	47.3		1,036	89.3
	LAUNDRY	6850									
257	SERVICES NOT SPECIFIED	6999	5850		770	5080	25.0	13.1		2,769-	47.3-
257	OTHER SERVICES & CHA		7610		1769	5841	25.0	23.2		533-	7.0-
1705	OTHER SERVICES & CHAR		46364	111	8184	38069	25.0	17.6		13,628-	29.3-
	BUILDING/BLD IMPROVEMEN										
	BUILDING IMPROVEMENTS	7150									
	RENOVATE WALNUT ST.BL	7150 22									
	TRAFFIC SHOP IMPROVEM	7150 32									
	BUILDING IMPROVEMEN										
	BUILDING/BLD IMPROVE										
	MACHINERY AND EQUIPMENT										
	HOUSEHOLD FURN/EQUIP.	7320									
	OFFICE FURN/EQUIP.	7325									
	DATA PROCESSING EQUIP.	7327									
	COMMUNICATION EQUIPMEN	7355									
	TRAFFIC CONTROL EQUIP.	7360									
	OTHER EQUIPMENT	7399									
	MACHINERY AND EQUIPM										
	VEHICLES										

	AUTOMOBILES	7400								
	PICK UP TRUCKS	7420								
	HEAVY TRUCKS	7430								
	SPECIAL TRUCKS	7450								
---			---	---	---	---	---	---	---	---
	VEHICLES									
---			---	---	---	---	---	---	---	---
	CAPITAL OUTLAY									
---			---	---	---	---	---	---	---	---
34911	EXPENDITURES		600097	16,148	122202	461748	25.0	20.3	111,289-	18.5-

THIS MONTH ACTUAL		OBJ/SUB	ANNUAL BUDGET	OPEN PO & CONTRACTS	YTD ACTUAL	REMAINING BALANCE	PERCENT PLAN	PERCENT ACTUAL	....PROJECTED.... OVER/UNDER	%
	SALARIES									
83682	REGULAR WAGES	4000	1172691		250070	922621	25.0	21.3	172,410-	14.7-
	DISASTER RECOVERY WAGE	4010								
1556	OVERTIME	4300	36000		8333	27667	25.0	23.1	2,667-	7.4-
	DISASTER RECOVERY OVER	4310								
85238	SALARIES		1208691		258404	950287	25.0	21.3	175,074-	14.4-
	EMPLOYEE BENEFITS									
13425	STATE RETIREMENT	4600	190370		40699	149671	25.0	21.3	27,574-	14.4-
6369	F.I.C.A. TAXES	4700	92470		19332	73138	25.0	20.9	15,142-	16.3-
22120	HOSPITALIZATION INS.	4800	343200		68520	274680	25.0	19.9	69,120-	20.1-
	UNEMPLOYMENT BENEFITS	4900	4000		227	3773	25.0	5.6	3,091-	77.2-
	WORKMAN'S COMPENSATION	4910	75000			75000	25.0		75,000-	100.0-
41914	EMPLOYEE BENEFITS		705040		128778	576262	25.0	18.2	189,928-	26.9-
127152	PERSONAL SERVICES		1913731		387181	1526550	25.0	20.2	365,007-	19.0-
	OFFICE SUPPLIES									
	PAPER	5003								
	PRINTED FORMS	5005								
	OTHER EXPENDABLE OFF.S	5010	500		415	85	25.0	83.0	1,159	231.8
870	MINOR OFFICE EQUIP/FUR	5020	2500		1903	597	25.0	76.1	5,111	204.4
	SUBSCRIPTIONS,MAGS,MAP	5050								
870	OFFICE SUPPLIES		3000		2318	682	25.0	77.2	6,272	209.0
	OPERATING SUPPLIES									
	CLEANING/JANITORIAL SP	5100	3072		45	3027	25.0	1.4	2,892-	94.1-
	HOUSEHOLD SUPPLIES	5110	2000			2000	25.0		2,000-	100.0-
	FOOD	5115								
	MEDICAL SUPPLIES	5120								
	CHEMICALS	5130	16500			16500	25.0		16,500-	100.0-
1850	GAS AND OIL	5250	35000		5947	29053	25.0	16.9	11,212-	32.0-
870	LUBRICANTS	5255	1900		870	1030	25.0	45.7	1,580	83.1
4399	DIESEL FUEL	5257	55200		17059	38141	25.0	30.9	13,035	23.6
	WEARING APPAREL	5355	3700	1,791	828	1081	25.0	22.3	388-	10.4-
	ASPHALT & ASPHALT PROD	5400	22000		12204	9796	25.0	55.4	26,816	121.8
3229	CONCRETE, CEMENT, ETC.	5405	103200	9,840	13636	79724	25.0	13.2	48,656-	47.1-
6763	BRICK,STONE,MORTAR,ETC	5410	17000		15581	1420	25.0	91.6	45,324	266.6
5410	SAND,CLAY,GRVL,FILL DI	5415	27900		5410	22490	25.0	19.3	6,260-	22.4-
	DRAINAGE PIPE & CULVER	5420	31500			31500	25.0		31,500-	100.0-
	HORT./LANDSCAPING SPLY	5440	3000		229	2771	25.0	7.6	2,084-	69.4-
	HAND TOOLS	5450	3000		2033	967	25.0	67.7	5,132	171.0
850	MINOR EQUIPMENT	5460	13500		1045	12455	25.0	7.7	9,320-	69.0-

	STREET MARKING SUPPLIE	5550								
3835	OTHER OPERATING MATL/S	5590	18600	2,640	6903	9058	25.0	37.1	9,012	48.4
27206	OPERATING SUPPLIES		357072	14,271	81789	261012	25.0	22.9	29,916-	8.3-
	REPAIR & MAINTENANCE SP									
	BUILDING MATERIALS & S	5600	10000			10000	25.0		10,000-	100.0-
171	ELECTRICAL SUPPLIES	5605	5000		234	4766	25.0	4.6	4,064-	81.2-
100	PLUMBING SUPPLIES	5610	1900		200	1700	25.0	10.5	1,099-	57.8-
	STRUCTURAL STEEL & IRO	5620	4500			4500	25.0		4,500-	100.0-
	PAINT AND PAINTING SPL	5650	3400			3400	25.0		3,400-	100.0-
6557	MTR VEHICLE REP. PTS/S	5700	93491	1,509	40746	51235	25.0	43.5	69,493	74.3
	COMMUNICATION REPAIR P	5750	1000			1000	25.0		1,000-	100.0-
	AGRICLTRL REPAIR PTS/S	5755	1400			1400	25.0		1,400-	100.0-
	OTHER REPAIR/MAINT. SP	5990	634	540		94	25.0		634-	100.0-
	DISASTER REPAIR SUPPLI	5995	85937			85937	25.0		85,937-	100.0-
6828	REPAIR & MAINTENANCE		207262	2,049	41181	164032	25.0	19.8	42,538-	20.5-
34904	SUPPLIES AND EXPENSES		567334	16,320	125289	425726	25.0	22.0	66,178-	11.6-
	PROFESSIONAL SERVICES									
	LOT CLEARING	6018								
	MEDICAL	6027								
1487	OTHER PROFESSIONAL SER	6049	23300		1487	21813	25.0	6.3	17,351-	74.4-
1487	PROFESSIONAL SERVICE		23300		1487	21813	25.0	6.3	17,351-	74.4-
	TRANSPORTATION									
1111	TRAVEL EXPENSE	6110	2600	488	1360	752	25.0	52.3	2,839	109.1
	FREIGHT	6120	1100		1023	77	25.0	93.0	2,992	272.0
	MESSENGER/EXPRESS SERV	6130								
1111	TRANSPORTATION		3700	488	2383	829	25.0	64.4	5,831	157.5
	ADVERTISING									
	ADVERTISING	6150								
	ADVERTISING									
	PRINTING AND BINDING									
	PRINTING	6200								
	PRINTING AND BINDING									
	INSURANCE									
	PUBLIC LIAB/PROPERTY D	6255								
	AUTOMOBILE INSURANCE	6265								
	INSURANCE									
	UTILITIES									
	ELECTRICITY	6305								
	UTILITIES									
	REPR/MAINT-OUTSIDE LABO									
	BUILDING R&M	6350								
	DISASTER REPAIRS	6351	72000			72000	25.0		72,000-	100.0-

	ELECTRICAL R&M	6355								
	PLUMBING EQUIPMENT R&M	6357								
	STREETS & STRUCTURES R	6360	20055	2,530		17525	25.0		20,055-	100.0-
	MISC PAVING	6360 01								
	VENETIAN WAY AREA	6360 02								
	S 27TH/O'FERRELL AREA	6360 03								
	W 4TH-COLUMBIA ST ARE	6360 04								
	MCINNIS LOOP/CAMBRIDG	6360 05								
	DABBS ST/MLK AREA	6360 06								
	S 40TH/BONHOMIE	6360 07								
	STANLEY/HWY 42 AREA	6360 08								
	PINE HILLS/SANDLEWOOD	6360 09								
	N 35TH/USM AREA	6360 10								
	S 36TH/MAMIE ST AREA	6360 11								
	S 34TH/MANDALAY AREA	6360 12								
	S H'BURG/S CHANCELLOR	6360 13								
	BROAD ST/CAPITAL ST A	6360 14								
	MOBILE/BOUIE ST AREA	6360 15								
	CHALMETTE/WINDGATE	6360 16								
	HONEYSUCKLE/DOGWOOD	6360 17								
	ADELINE/S 16TH AREA	6360 18								
	DUMAS/FLORENCE ST ARE	6360 19								
	S 16TH/CORRINE ST ARE	6360 20								
	ACADEMY DR-BLC AIRPOR	6360 21								
	COTTAGES AT TURTLE CR	6360 22								
	CLASSIC DR/J ED TURNE	6360 23								
	E 5TH ST/E 6TH ST ARE	6360 24								
	HALL/ELIZABETH AVE	6360 25								
	MANDALAY/HILLENDALE	6360 26								
	ARLINGTON LOOP/S 34TH	6360 27								
	N. 31st Ave/HILLSIDE	6360 28								
	DWNTWN AREA VAR STS &	6360 29								
	LONG RANGE PAVING PLA	6360 99	1000000	21,759		978241	25.0		1,000,000-	100.0-
---			---	---	---	---	---	---	---	---
	STREETS & STRUCTURE		1020055	26,819		995767	25.0		1,020,055-	100.0-
	FIXED EQUIPMENT R&M	6380								
	MINOR EQUIPMENT R&M	6382	1000			1000	25.0		1,000-	100.0-
2848	MOTOR VEHICLE EQ. R&M	6384	80300	1,822	30186	48292	25.0	37.5	40,444	50.3
	AGRICULTURAL EQ. R&M	6387								
	COMMUNICATION EQ. R&M	6390								
	SIGN PAINTING	6396								
75	TOW IN CHARGES	6398	1200	65	75	1060	25.0	6.2	900-	75.0-
	OTHER REPAIRS AND MAIN	6399	9000			9000	25.0		9,000-	100.0-
---			---	---	---	---	---	---	---	---
2923	REPR/MAINT-OUTSIDE L		1183555	26,176	30261	1127119	25.0	2.5	1,062,511-	89.7-
	RENTALS									
	AUTOMOTIVE EQ. RENT	6415								
1832	MACHINERY RENT	6420	21500	443	2940	18117	25.0	13.6	9,740-	45.3-
553	UNIFORM RENT	6430	8200	127	1681	6392	25.0	20.5	1,476-	18.0-
	OTHER RENT	6449	600			600	25.0		600-	100.0-
---			---	---	---	---	---	---	---	---
2384	RENTALS		30300	570	4621	25109	25.0	15.2	11,816-	38.9-

	OTHER SERVICES & CHARGE									
	DUES AND MEMBERSHIPS	6840	250			250	25.0		250-	100.0-
1560	REGISTRATION FEE/TUITI	6845	2750		1991	759	25.0	72.4	5,214	189.6
	SERVICES NOT SPECIFIED	6999	18500		380	18120	25.0	2.0	16,979-	91.7-
1560	OTHER SERVICES & CHA		21500		2371	19129	25.0	11.0	12,016-	55.8-
9465	OTHER SERVICES & CHAR		1262355	27,234	41123	1193999	25.0	3.2	1,097,862-	86.9-
	IMPROVEMENT OTHER THAN									
	BRIDGES	7210								
	SEWERS	7220								
	IND.PARK WTR/SWR IMPR	7220 03								
	SEWERS									
	B/WAY, E. HARDY-SBA	7223								
	KAB/LANDSCAPING	7226								
	STREETS & ROADWAYS	7230								
	INDUSTRIAL PARK ROADS	7230 02								
	W.4TH-HWY 49 TO 38TH	7230 15								
	HARDY ST-MCLEOD TO 25	7230 16								
	OTHER STREET IMPR.	7230 99								
	STREETS & ROADWAYS									
	OTHER IMPROVEMENTS	7295								
	IMPROVEMENT OTHER TH									
	MACHINERY AND EQUIPMENT									
	HOUSEHOLD FURN/EQUIP.	7320								
	CONSTRUCTION EQUIPMENT	7345								
	COMMUNICATION EQUIPMEN	7355								
	PIPE	7370								
	OTHER EQUIPMENT	7399	155000			155000	25.0		155,000-	100.0-
	MACHINERY AND EQUIPM		155000			155000	25.0		155,000-	100.0-
	VEHICLES									
	AUTOMOBILES	7400								
	PICK UP TRUCKS	7420								
	HEAVY TRUCKS	7430								
	DUMP TRUCKS	7440								
	SPECIAL TRUCKS	7450								
	VEHICLES									
	CAPITAL OUTLAY		155000			155000	25.0		155,000-	100.0-
171522	EXPENDITURES		3898420	43,554	553593	3301274	25.0	14.2	1,684,048-	43.1-

THIS MONTH ACTUAL		OBJ/SUB	ANNUAL BUDGET	OPEN PO & CONTRACTS	YTD ACTUAL	REMAINING BALANCE	PERCENT PLAN	PERCENT ACTUAL	....PROJECTED.... OVER/UNDER	%
	UTILITIES									
92324	ELECTRICITY	6305	1160000		275668	884332	25.0	23.7	57,328-	4.9-
92324	UTILITIES		1160000		275668	884332	25.0	23.7	57,328-	4.9-
92324	OTHER SERVICES & CHAR		1160000		275668	884332	25.0	23.7	57,328-	4.9-
	IMPROVEMENT OTHER THAN STREET LIGHTING	7235								
	IMPROVEMENT OTHER TH									
	CAPITAL OUTLAY									
92324	EXPENDITURES		1160000		275668	884332	25.0	23.7	57,328-	4.9-

THIS MONTH ACTUAL		OBJ/SUB	ANNUAL BUDGET	OPEN PO & CONTRACTS	YTD ACTUAL	REMAINING BALANCE	PERCENT PLAN	PERCENT ACTUAL	....PROJECTED.... OVER/UNDER	%
	SALARIES									
17746	REGULAR WAGES	4000	257735		52940	204795	25.0	20.5	45,974-	17.8-
	DISASTER RECOVERY WAGE	4010								
18	OVERTIME	4300	500		99	401	25.0	19.8	104-	20.8-
	DISASTER RECOVERY OVER	4310								
17764	SALARIES		258235		53039	205196	25.0	20.5	46,078-	17.8-
	EMPLOYEE BENEFITS									
2798	STATE RETIREMENT	4600	40680		8354	32326	25.0	20.5	7,263-	17.8-
1331	F.I.C.A. TAXES	4700	19760		3964	15796	25.0	20.0	3,904-	19.7-
2900	HOSPITALIZATION INS.	4800	46800		8660	38140	25.0	18.5	12,159-	25.9-
	UNEMPLOYMENT BENEFITS	4900	1000			1000	25.0		1,000-	100.0-
	WORKMAN'S COMPENSATION	4910	9000			9000	25.0		9,000-	100.0-
7029	EMPLOYEE BENEFITS		117240		20977	96263	25.0	17.8	33,332-	28.4-
24793	PERSONAL SERVICES		375475		74016	301459	25.0	19.7	79,411-	21.1-
	OFFICE SUPPLIES									
	PAPER	5003	400		40	360	25.0	10.0	240-	60.0-
	PRINTED FORMS	5005	85			85	25.0		85-	100.0-
125	OTHER EXPENDABLE OFF.S	5010	1000	83	211	706	25.0	21.1	156-	15.6-
	MINOR OFFICE EQUIP/FUR	5020								
	PHOTO SUPPLIES	5040								
	SUBSCRIPTIONS,MAGS,MAP	5050	200			200	25.0		200-	100.0-
	MAPS FOR RESALE	5060								
	BOOKS	5070								
	COMPUTER SUPPLIES	5080	3400			3400	25.0		3,400-	100.0-
125	OFFICE SUPPLIES		5085	83	251	4751	25.0	4.9	4,080-	80.2-
	OPERATING SUPPLIES									
	FOOD	5115								
	MEDICAL SUPPLIES	5120	215			215	25.0		215-	100.0-
72	GAS AND OIL	5250	2400		255	2145	25.0	10.6	1,380-	57.5-
	LUBRICANTS	5255								
	WEARING APPAREL	5355	90			90	25.0		90-	100.0-
	HORT./LANDSCAPING SPLY	5440								
	MINOR EQUIPMENT	5460	800		203	597	25.0	25.3	12	1.5
	OTHER OPERATING MATL/S	5590	200	42		158	25.0		200-	100.0-
72	OPERATING SUPPLIES		3705	42	458	3205	25.0	12.3	1,872-	50.5-
	REPAIR & MAINTENANCE SP									
	BUILDING MATERIALS & S	5600	750			750	25.0		750-	100.0-
	ELECTRICAL SUPPLIES	5605	100			100	25.0		100-	100.0-

	PAINT AND PAINTING SPL	5650								
	MTR VEHICLE REP. PTS/S	5700	1250		49	1201	25.0	3.9	1,054-	84.3-
	COMMUNICATION REPAIR P	5750	100			100	25.0		100-	100.0-
	OTHER REPAIR/MAINT. SP	5990	50			50	25.0		50-	100.0-
	DISASTER REPAIR SUPPLI	5995								
	REPAIR & MAINTENANCE		2250		49	2201	25.0	2.1	2,054-	91.2-
197	SUPPLIES AND EXPENSES		11040	125	758	10157	25.0	6.8	8,007-	72.5-
	PROFESSIONAL SERVICES									
9538	ENGINEERING	6015	119900		42637	77263	25.0	35.5	50,647	42.2
	CONSULTANT SERV/SURVEY	6020								
	ABSTRACTING & RECORDIN	6023								
1500	OTHER PROFESSIONAL SER	6049	89500		24259	65242	25.0	27.1	7,535	8.4
11038	PROFESSIONAL SERVICE		209400		66896	142504	25.0	31.9	58,184	27.7
	COMMUNICATIONS									
758	TELEPHONE AND TELEGRAP	6060	1080		1079	1	25.0	99.9	3,236	299.6
	POSTAGE	6070	3920			3920	25.0		3,920-	100.0-
758	COMMUNICATIONS		5000		1079	3921	25.0	21.5	683-	13.6-
	TRANSPORTATION									
	TRAVEL EXPENSE	6110	4000			4000	25.0		4,000-	100.0-
22	FREIGHT	6120	600		22	578	25.0	3.6	512-	85.3-
	MESSENGER/EXPRESS SERV	6130								
22	TRANSPORTATION		4600		22	4578	25.0	.4	4,512-	98.0-
	ADVERTISING									
	ADVERTISING	6150								
	ADVERTISING									
	PRINTING AND BINDING									
	PRINTING	6200								
	BLUELINES	6210								
	FILM PROCESSING	6240								
	PRINTING AND BINDING									
	INSURANCE									
	AUTOMOBILE INSURANCE	6265								
	SURETY AND FORGERY BON	6270								
	INSURANCE									
	UTILITIES									
25	GAS	6300	1800		52	1748	25.0	2.8	1,592-	88.4-
366	ELECTRICITY	6305	4000		1313	2687	25.0	32.8	1,252	31.3
392	UTILITIES		5800		1365	4435	25.0	23.5	340-	5.8-
	REPR/MAINT-OUTSIDE LABO									
	BUILDING R&M	6350	4000		75	3925	25.0	1.8	3,700-	92.5-
	DISASTER REPAIRS	6351	64100		64067	33	25.0	99.9	192,168	299.7
	STREETS & STRUCTURES R	6360								

	OFFICE EQUIPMENT R&M	6365	1000			1000	25.0		1,000-	100.0-
	MINOR EQUIPMENT R&M	6382								
	MOTOR VEHICLE EQ. R&M	6384	1000		499	501	25.0	49.9	995	99.5
	COMMUNICATION EQ. R&M	6390								
	DISINFECT./EXTERMINATI	6394	700		55	645	25.0	7.8	480-	68.5-
	TOW IN CHARGES	6398								
	REPR/MAINT-OUTSIDE L		70800		64696	6104	25.0	91.3	187,983	265.5
	RENTALS									
318	OFFICE EQUIPMENT RENT	6410	4000		636	3364	25.0	15.9	1,456-	36.4-
	UNIFORM RENT	6430	400			400	25.0		400-	100.0-
	OTHER RENT	6449								
318	RENTALS		4400		636	3764	25.0	14.4	1,856-	42.1-
	OTHER SERVICES & CHARGE									
	DUES AND MEMBERSHIPS	6840	360			360	25.0		360-	100.0-
	REGISTRATION FEE/TUITI	6845	2870		250	2620	25.0	8.7	1,870-	65.1-
	SERVICES NOT SPECIFIED	6999	130			130	25.0		130-	100.0-
	OTHER SERVICES & CHA		3360		250	3110	25.0	7.4	2,360-	70.2-
12528	OTHER SERVICES & CHAR		303360		134944	168416	25.0	44.4	236,415	77.9
	LAND									
	EASEMENTS	7010								
	LAND									
	MACHINERY AND EQUIPMENT									
	ENGINEERING	7305								
	OFFICE FURN/EQUIP.	7325								
	DATA PROCESSING EQUIP.	7327								
	COMMUNICATION EQUIPMEN	7355								
	EMERGENCY GENERATORS	7362								
	MACHINERY AND EQUIPM									
	VEHICLES									
	AUTOMOBILES	7400								
	PICK UP TRUCKS	7420								
	VEHICLES									
	CAPITAL OUTLAY									
37518	EXPENDITURES		689875	125	209718	480032	25.0	30.3	148,997	21.5

THIS MONTH ACTUAL		OBJ/SUB	ANNUAL BUDGET	OPEN PO & CONTRACTS	YTD ACTUAL	REMAINING BALANCE	PERCENT PLAN	PERCENT ACTUAL	....PROJECTED.... OVER/UNDER	%
	SALARIES									
19579	REGULAR WAGES	4000	338927		64287	274640	25.0	18.9	81,779-	24.1-
	DISASTER RECOVERY WAGE	4010								
1057	OVERTIME	4300	15000		5277	9723	25.0	35.1	6,108	40.7
	DISASTER RECOVERY OVER	4310								
20636	SALARIES		353927		69565	284362	25.0	19.6	75,667-	21.3-
	EMPLOYEE BENEFITS									
3250	STATE RETIREMENT	4600	55750		10956	44794	25.0	19.6	11,926-	21.3-
1530	F.I.C.A. TAXES	4700	27080		5175	21905	25.0	19.1	6,380-	23.5-
3480	HOSPITALIZATION INS.	4800	93600		13920	79680	25.0	14.8	37,920-	40.5-
	UNEMPLOYMENT BENEFITS	4900	1000			1000	25.0		1,000-	100.0-
	WORKMAN'S COMPENSATION	4910	10500			10500	25.0		10,500-	100.0-
8260	EMPLOYEE BENEFITS		187930		30051	157879	25.0	15.9	67,726-	36.0-
28895	PERSONAL SERVICES		541857		99616	442241	25.0	18.3	143,393-	26.4-
	OFFICE SUPPLIES									
	PAPER	5003								
	PRINTED FORMS	5005								
	OTHER EXPENDABLE OFF.S	5010								
	MINOR OFFICE EQUIP/FUR	5020								
	OFFICE SUPPLIES									
	OPERATING SUPPLIES									
	CLEANING/JANITORIAL SP	5100								
	HOUSEHOLD SUPPLIES	5110								
	FOOD	5115								
	MEDICAL SUPPLIES	5120								
	CHEMICALS	5130	13500		6951	6549	25.0	51.4	14,304	105.9
580	GAS AND OIL	5250	10000		840	9160	25.0	8.4	6,640-	66.4-
	LUBRICANTS	5255								
106	DIESEL FUEL	5257	3000		398	2602	25.0	13.2	1,407-	46.9-
	WEARING APPAREL	5355								
	HAND TOOLS	5450	1000			1000	25.0		1,000-	100.0-
	MINOR EQUIPMENT	5460	1500		500	1000	25.0	33.3	500	33.3
481	OTHER OPERATING MATL/S	5590	1000	93	631	276	25.0	63.1	1,523	152.3
1168	OPERATING SUPPLIES		30000	93	9321	20586	25.0	31.0	7,284	24.2
	REPAIR & MAINTENANCE SP									
	BUILDING MATERIALS & S	5600	800		45	755	25.0	5.6	620-	77.5-
	ELECTRICAL SUPPLIES	5605	800		330	470	25.0	41.2	520	65.0
	PLUMBING SUPPLIES	5610	300		8	292	25.0	2.6	267-	89.0-

	STRUCTURAL STEEL & IRO	5620								
	PAINT AND PAINTING SPL	5650								
773	MTR VEHICLE REP. PTS/S	5700	3645	460	1418	1767	25.0	38.9	2,027	55.6
	TROLLEY REPR PARTS & S	5710								
	COMMUNICATION REPAIR P	5750	500			500	25.0		500-	100.0-
	EXPENDABLE WELDING SPL	5770	4700		918	3782	25.0	19.5	1,028-	21.8-
	OTHER REPAIR/MAINT. SP	5990	5100		172	4928	25.0	3.3	4,412-	86.5-
773	REPAIR & MAINTENANCE		15845	460	2890	12494	25.0	18.2	4,285-	27.0-
1941	SUPPLIES AND EXPENSES		45845	553	12212	33080	25.0	26.6	3,003	6.5
	TRANSPORTATION									
	FREIGHT	6120								
	TRANSPORTATION									
	INSURANCE									
	BOILER MACHINERY	6260								
	AUTOMOBILE INSURANCE	6265								
	INSURANCE									
	UTILITIES									
507	GAS	6300	3000		712	2288	25.0	23.7	152-	5.0-
1705	ELECTRICITY	6305	30000		4435	25565	25.0	14.7	12,260-	40.8-
2212	UTILITIES		33000		5148	27852	25.0	15.6	12,408-	37.6-
	REPR/MAINT-OUTSIDE LABO									
	BUILDING R&M	6350								
	ELECTRICAL R&M	6355								
	PLUMBING EQUIPMENT R&M	6357								
	OFFICE EQUIPMENT R&M	6365								
	FIXED EQUIPMENT R&M	6380								
	MINOR EQUIPMENT R&M	6382	1000			1000	25.0		1,000-	100.0-
	MOTOR VEHICLE EQ. R&M	6384	1800	426		1374	25.0		1,800-	100.0-
	TROLLEY EQUIPMENT R&M	6385								
	COMMUNICATION EQ. R&M	6390								
	DISINFECT./EXTERMINATI	6394								
	TOW IN CHARGES	6398								
	OTHER REPAIRS AND MAIN	6399								
	REPR/MAINT-OUTSIDE L		2800	426		2374	25.0		2,800-	100.0-
	RENTALS									
	CYLINDER RENT	6425	700			700	25.0		700-	100.0-
348	UNIFORM RENT	6430	2500	40	948	1511	25.0	37.9	1,292	51.6
	OTHER RENT	6449								
348	RENTALS		3200	40	948	2211	25.0	29.6	592	18.5
	OTHER SERVICES & CHARGE									
	SERVICES NOT SPECIFIED	6999								
	OTHER SERVICES & CHA									

2560	OTHER SERVICES & CHAR		39000	466	6096	32438	25.0	15.6	14,616-	37.4-
	BUILDING/BLD IMPROVEMEN									
	BUILDINGS	7100								
	PUBLIC WORKS SHOP BLD	7100 05								
	BUILDINGS									
	BUILDING/BLD IMPROVE									
	IMPROVEMENT OTHER THAN									
	OTHER IMPROVEMENTS	7295								
	IMPROVEMENT OTHER TH									
	MACHINERY AND EQUIPMENT									
	HOUSEHOLD FURN/EQUIP.	7320								
	PLANT EQUIPMENT	7340								
	OTHER EQUIPMENT	7399								
	MACHINERY AND EQUIPM									
	VEHICLES									
	AUTOMOBILES	7400								
	PICK UP TRUCKS	7420								
	SPECIAL TRUCKS	7450								
	VEHICLES									
	CAPITAL OUTLAY									
33396	EXPENDITURES		626702	1,019	117923	507759	25.0	18.8	155,009-	24.7-

THIS MONTH ACTUAL		OBJ/SUB	ANNUAL BUDGET	OPEN PO & CONTRACTS	YTD ACTUAL	REMAINING BALANCE	PERCENT PLAN	PERCENT ACTUAL	....PROJECTED.... OVER/UNDER	%
	SALARIES									
12326	REGULAR WAGES	4000	186141		36868	149273	25.0	19.8	38,669-	20.7-
	DISASTER RECOVERY WAGE	4010								
572	OVERTIME	4300	2500		1422	1078	25.0	56.8	3,188	127.5
	DISASTER RECOVERY OVER	4310								
12898	SALARIES		188641		38289	150352	25.0	20.2	35,485-	18.8-
	EMPLOYEE BENEFITS									
2031	STATE RETIREMENT	4600	29710		6031	23679	25.0	20.2	5,586-	18.8-
952	F.I.C.A. TAXES	4700	14420		2825	11595	25.0	19.5	3,119-	21.6-
3480	HOSPITALIZATION INS.	4800	46800		10440	36360	25.0	22.3	5,040-	10.7-
	UNEMPLOYMENT BENEFITS	4900	500			500	25.0		500-	100.0-
	WORKMAN'S COMPENSATION	4910	1800			1800	25.0		1,800-	100.0-
6463	EMPLOYEE BENEFITS		93230		19295	73935	25.0	20.6	16,049-	17.2-
19361	PERSONAL SERVICES		281871		57585	224286	25.0	20.4	51,531-	18.2-
	OFFICE SUPPLIES									
	PAPER	5003								
	PRINTED FORMS	5005								
	OTHER EXPENDABLE OFF.S	5010	2000		735	1265	25.0	36.7	940	47.0
	MINOR OFFICE EQUIP/FUR	5020	1000		106	894	25.0	10.6	576-	57.6-
	SUBSCRIPTIONS,MAGS,MAP	5050								
	BOOKS	5070								
	COMPUTER SUPPLIES	5080								
	OFFICE SUPPLIES		3000		841	2159	25.0	28.0	363	12.1
	OPERATING SUPPLIES									
	CLEANING/JANITORIAL SP	5100	2450		54	2396	25.0	2.2	2,234-	91.1-
	HOUSEHOLD SUPPLIES	5110	400			400	25.0		400-	100.0-
	MEDICAL SUPPLIES	5120	300			300	25.0		300-	100.0-
	CHEMICALS	5130								
42	DIESEL FUEL-GENERATORS	5257	1800		163	1637	25.0	9.0	1,148-	63.7-
	WEARING APPAREL	5355								
	HAND TOOLS	5450								
	MINOR EQUIPMENT	5460								
	OTHER OPERATING MATL/S	5590	500		98	402	25.0	19.6	107-	21.4-
42	OPERATING SUPPLIES		5450		316	5134	25.0	5.7	4,186-	76.8-
	REPAIR & MAINTENANCE SP									
	BUILDING MATERIALS & S	5600	500			500	25.0		500-	100.0-
	ELECTRICAL SUPPLIES	5605	550			550	25.0		550-	100.0-
	PLUMBING SUPPLIES	5610	100			100	25.0		100-	100.0-

	PAINT AND PAINTING SPL	5650	500			500	25.0		500-	100.0-
	COMMUNICATION REPAIR P	5750								
	REPAIR & MAINTENANCE		1650			1650	25.0		1,650-	100.0-
42	SUPPLIES AND EXPENSES		10100		1156	8944	25.0	11.4	5,476-	54.2-
	PROFESSIONAL SERVICES									
482	OTHER PROFESSIONAL SER	6049	6650		2419	4231	25.0	36.3	3,025	45.4
482	PROFESSIONAL SERVICE		6650		2419	4231	25.0	36.3	3,025	45.4
	COMMUNICATIONS									
965	TELEPHONE AND TELEGRAP	6060	5000		1935	3065	25.0	38.7	2,740	54.8
	POSTAGE	6070								
965	COMMUNICATIONS		5000		1935	3065	25.0	38.7	2,740	54.8
	TRANSPORTATION									
	FREIGHT	6120								
	MESSENGER/EXPRESS SERV	6130								
	TRANSPORTATION									
	UTILITIES									
60	ELECTRICITY	6305	800		180	620	25.0	22.5	80-	10.0-
60	UTILITIES		800		180	620	25.0	22.5	80-	10.0-
	REPR/MAINT-OUTSIDE LABO									
	DISASTER REPAIRS	6351								
	OFFICE EQUIPMENT R&M	6365								
	HOUSEHOLD EQUIPMENT R&	6370								
	FIXED EQUIPMENT R&M	6380								
	MINOR EQUIPMENT R&M	6382								
	COMMUNICATION EQ. R&M	6390								
	DISINFECT./EXTERMINATI	6394	1500		220	1280	25.0	14.6	620-	41.3-
	REPR/MAINT-OUTSIDE L		1500		220	1280	25.0	14.6	620-	41.3-
	RENTALS									
	OFFICE EQUIPMENT RENT	6410								
	UNIFORM RENT	6430	650			650	25.0		650-	100.0-
100	MOP-MAT-RAG RENT	6435	1900		344	1556	25.0	18.1	523-	27.5-
100	RENTALS		2550		344	2206	25.0	13.4	1,173-	46.0-
	OTHER SERVICES & CHARGE									
	REGISTRATION FEE/TUITI	6845								
	LAUNDRY	6850								
	OTHER SERVICES & CHA									
1607	OTHER SERVICES & CHAR		16500		5097	11403	25.0	30.8	3,888	23.5
	BUILDING/BLD IMPROVEMEN									
	BUILDINGS	7100								

	PUB.SERV./SANITA.BLDG 7100 18									
	BUILDINGS									
	BUILDING IMPROVEMENTS 7150									
	AUTOMATED FUEL CTR-BA 7150 03									
	BUILDING IMPROVEMEN									
	BUILDING/BLD IMPROVE									
	MACHINERY AND EQUIPMENT									
	HOUSEHOLD FURN/EQUIP. 7320									
	OFFICE FURN/EQUIP. 7325									
	DATA PROCESSING EQUIP. 7327									
	FUEL FAC.SOFTWARE/EQ 7328									
	MACHINERY AND EQUIPM									
	CAPITAL OUTLAY									
21010	EXPENDITURES	308471		63838	244633	25.0	20.6	53,119-	17.2-

THIS MONTH ACTUAL		OBJ/SUB	ANNUAL BUDGET	OPEN PO & CONTRACTS	YTD ACTUAL	REMAINING BALANCE	PERCENT PLAN	PERCENT ACTUAL	....PROJECTED.... OVER/UNDER	%
	SALARIES									
8122	REGULAR WAGES	4000	110262		24365	85897	25.0	22.0	12,801-	11.6-
	DISASTER RECOVERY WAGE	4010								
124	OVERTIME	4300	1800		297	1503	25.0	16.5	612-	34.0-
	DISASTER RECOVERY OVER	4310								
8246	SALARIES		112062		24662	87400	25.0	22.0	13,413-	11.9-
	EMPLOYEE BENEFITS									
1299	STATE RETIREMENT	4600	17650		3884	13766	25.0	22.0	2,113-	11.9-
629	F.I.C.A. TAXES	4700	8580		1881	6699	25.0	21.9	1,056-	12.3-
2320	HOSPITALIZATION INS.	4800	31200		6960	24240	25.0	22.3	3,360-	10.7-
	UNEMPLOYMENT BENEFITS	4900	500			500	25.0		500-	100.0-
	WORKMAN'S COMPENSATION	4910	7500			7500	25.0		7,500-	100.0-
4248	EMPLOYEE BENEFITS		65430		12726	52704	25.0	19.4	14,526-	22.2-
12494	PERSONAL SERVICES		177492		37388	140104	25.0	21.0	27,939-	15.7-
	OPERATING SUPPLIES									
	CHEMICALS	5130	2000			2000	25.0		2,000-	100.0-
232	GAS AND OIL	5250	5000		705	4295	25.0	14.1	2,180-	43.6-
	LUBRICANTS	5255								
	DIESEL FUEL	5257	500		7	493	25.0	1.4	472-	94.4-
	WEARING APPAREL	5355	1200			1200	25.0		1,200-	100.0-
	CONCRETE, CEMENT, ETC.	5405	22300		5929	16371	25.0	26.5	1,415	6.3
	BRICK,STONE,MORTAR,ETC	5410	2000		1530	470	25.0	76.5	4,120	206.0
	SAND,CLAY,GRVL,FILL DI	5415	2500			2500	25.0		2,500-	100.0-
2305	DRAINAGE PIPE & CULVER	5420	24000		21020	2980	25.0	87.5	60,080	250.3
	HORT./LANDSCAPING SPLY	5440								
	HAND TOOLS	5450	1000			1000	25.0		1,000-	100.0-
	MINOR EQUIPMENT	5460	1400			1400	25.0		1,400-	100.0-
	OTHER OPERATING MATL/S	5590	1200	8	219	973	25.0	18.2	324-	27.0-
	OTHER OPER.MATL-BROWNS	5591								
2537	OPERATING SUPPLIES		63100	8	29412	33681	25.0	46.6	54,548	86.4
	REPAIR & MAINTENANCE SP									
	STRUCTURAL STEEL & IRO	5620								
	MTR VEHICLE REP. PTS/S	5700	700			700	25.0		700-	100.0-
	COMMUNICATION REPAIR P	5750								
	REPAIR & MAINTENANCE		700			700	25.0		700-	100.0-
2537	SUPPLIES AND EXPENSES		63800	8	29412	34381	25.0	46.1	53,848	84.4

	PROFESSIONAL SERVICES									
	CONSULTANT SERV-BROWNS	6020								
	OTHER PROFESSIONAL SER	6049	44702		1400	43302	25.0	3.1	39,101-	87.4-
	PROFESSIONAL SERVICE		44702		1400	43302	25.0	3.1	39,101-	87.4-
	TRANSPORTATION									
	TRVL EXP-BROWNSFIELD P	6116								
	FREIGHT	6120								
	TRANSPORTATION									
	ADVERTISING									
	ADVERTISING	6150								
	ADVERTISING									
	INSURANCE									
	AUTOMOBILE INSURANCE	6265								
	INSURANCE									
	UTILITIES									
	ELECTRICITY	6305								
	UTILITIES									
	REPR/MAINT-OUTSIDE LABO									
	STREETS & STRUCTURES R	6360	190000			190000	25.0		190,000-	100.0-
	MOTOR VEHICLE EQ. R&M	6384	5000			5000	25.0		5,000-	100.0-
	COMMUNICATION EQ. R&M	6390								
	TOW IN CHARGES	6398	400			400	25.0		400-	100.0-
	REPR/MAINT-OUTSIDE L		195400			195400	25.0		195,400-	100.0-
	RENTALS									
	MACHINERY RENT	6420								
	UNIFORM RENT	6430	600			600	25.0		600-	100.0-
	RENTALS		600			600	25.0		600-	100.0-
	OTHER SERVICES & CHARGE									
	SERVICES NOT SPECIFIED	6999								
	OTHER SERVICES & CHA									
	OTHER SERVICES & CHAR		240702		1400	239302	25.0	.5	235,101-	97.6-
	LAND									
	LAND	7000								
	EASEMENTS	7010								
	LAND									
	IMPROVEMENT OTHER THAN									
	DRAINS	7215								
	NRCS EROSION CONTROL	7215 01	818450			818450	25.0		818,450-	100.0-
249578	GORDONS CREEK MARCH 2	7215 02	571000		497735	73265	25.0	87.1	1,419,940	248.6
249578	DRAINS		1389450		497735	891715	25.0	35.8	601,490	43.2

	OTHER IMPROVEMENTS 7295									
	MISC. PROJECTS 7296									
	ENVIRON PROJ-KERR MAG 7296 01									
	ENVIRON PROJ-MS TANK 7296 02									
	NCBM-BROWNFIELDS STUD 7296 03									
	ENVIRON PROJ-BROWNSFI 7296 04									
	DEQ-CREEK BANK-RIVER 7296 05									
	CREEK - LILLIE BURNEY 7296 06									
	CREEK - DEPOT BAKERY 7296 07									
---		---	---	---	---	---	---	---	---	---
	MISC. PROJECTS									
---		---	---	---	---	---	---	---	---	---
249578	IMPROVEMENT OTHER TH	1389450		497735	891715	25.0	35.8	601,490	43.2
	MACHINERY AND EQUIPMENT								
	DP EQUIP-BROWNSFIELD P 7324								
	CONSTRUCTION EQUIPMENT 7345								
	PIPE 7370								
	OTHER EQUIPMENT 7399								
---		---	---	---	---	---	---	---	---
	MACHINERY AND EQUIPM								
	VEHICLES								
	PICK UP TRUCKS 7420								
	DUMP TRUCKS 7440								
---		---	---	---	---	---	---	---	---
	VEHICLES								
---		---	---	---	---	---	---	---	---
249578	CAPITAL OUTLAY	1389450		497735	891715	25.0	35.8	601,490	43.2
---		---	---	---	---	---	---	---	---
264609	EXPENDITURES	1871444	8	565935	1305501	25.0	30.2	392,296	20.9

THIS MONTH ACTUAL		OBJ/SUB	ANNUAL BUDGET	OPEN PO & CONTRACTS	YTD ACTUAL	REMAINING BALANCE	PERCENT PLAN	PERCENT ACTUAL	....PROJECTED.... OVER/UNDER	%
	SALARIES									
35440	REGULAR WAGES	4000	468788		106868	361920	25.0	22.7	41,315-	8.8-
	DISASTER RECOVERY WAGE	4010								
355	OVERTIME	4300	8000		2852	5148	25.0	35.6	3,408	42.6
	DISASTER RECOVERY OVER	4310								
35795	SALARIES		476788		109720	367068	25.0	23.0	37,908-	7.9-
	EMPLOYEE BENEFITS									
5638	STATE RETIREMENT	4600	75100		17286	57814	25.0	23.0	5,956-	7.9-
2661	F.I.C.A. TAXES	4700	36480		8163	28317	25.0	22.3	3,828-	10.4-
8705	HOSPITALIZATION INS.	4800	124800		26115	98685	25.0	20.9	20,340-	16.2-
	UNEMPLOYMENT BENEFITS	4900	500			500	25.0		500-	100.0-
	WORKMAN'S COMPENSATION	4910	45000			45000	25.0		45,000-	100.0-
17003	EMPLOYEE BENEFITS		281880		51564	230316	25.0	18.2	75,624-	26.8-
52799	PERSONAL SERVICES		758668		161284	597384	25.0	21.2	113,532-	14.9-
	OFFICE SUPPLIES									
	PAPER	5003								
	PRINTED FORMS	5005								
	OTHER EXPENDABLE OFF.S	5010								
	MINOR OFFICE EQUIP/FUR	5020	3400		123	3277	25.0	3.6	2,908-	85.5-
	SUBSCRIPTIONS,MAGS,MAP	5050								
	BOOKS	5070	150			150	25.0		150-	100.0-
	OFFICE SUPPLIES		3550		123	3427	25.0	3.4	3,058-	86.1-
	OPERATING SUPPLIES									
	CLEANING/JANITORIAL SP	5100								
	CHEMICALS	5130								
1493	GAS AND OIL	5250	23150		4828	18322	25.0	20.8	3,838-	16.5-
	LUBRICANTS	5255	400			400	25.0		400-	100.0-
11	DIESEL FUEL	5257	1200		128	1072	25.0	10.6	687-	57.2-
	WEARING APPAREL	5355	750		44	706	25.0	5.8	573-	76.4-
	CONCRETE, CEMENT, ETC.	5405	1100			1100	25.0		1,100-	100.0-
	SAND,CLAY,GRVL,FILL DI	5415								
	DRAINAGE PIPE & CULVER	5420								
	HORT./LANDSCAPING SPLY	5440								
	HAND TOOLS	5450	8800		375	8425	25.0	4.2	7,300-	82.9-
	MINOR EQUIPMENT	5460	7200			7200	25.0		7,200-	100.0-
	TRAFFIC SIGNS	5545								
322	OTHER OPERATING MATL/S	5590	6200		1078	5122	25.0	17.3	1,888-	30.4-
1826	OPERATING SUPPLIES		48800		6453	42347	25.0	13.2	22,988-	47.1-

	REPAIR & MAINTENANCE SP									
60	BUILDING MATERIALS & S	5600	17400		3398	14002	25.0	19.5	3,807-	21.8-
120	ELECTRICAL SUPPLIES	5605	9500		2587	6913	25.0	27.2	847	8.9
25	PLUMBING SUPPLIES	5610	3000		300	2700	25.0	10.0	1,800-	60.0-
	STRUCTURAL STEEL & IRO	5620	750			750	25.0		750-	100.0-
	PAINT AND PAINTING SPL	5650	3300			3300	25.0		3,300-	100.0-
457	MTR VEHICLE REP. PTS/S	5700	8800		1355	7445	25.0	15.3	3,379-	38.3-
	GENERATOR REP. PTS/SPL	5705								
	COMMUNICATION REPAIR P	5750	1000			1000	25.0		1,000-	100.0-
	AGRICLTRL REPAIR PTS/S	5755	500			500	25.0		500-	100.0-
	EXPENDABLE WELDING SPL	5770								
	OTHER REPAIR/MAINT. SP	5990	9700		2435	7265	25.0	25.1	40	.4
662	REPAIR & MAINTENANCE		53950		10076	43874	25.0	18.6	13,645-	25.2-
	REPR PARTS/SUPPLIES									
	REPR/MAINT SPL-EATON S	5991 01								
	REPR/MAINT SPL-DOWNTOW	5991 02	50000	432	16746	32822	25.0	33.4	16,984	33.9
	DISASTER REPAIR SUPPLI	5995	100			100	25.0		100-	100.0-
	8/29/05-HURRICANE KAT	5995 01								
	9/1/08-HURRICANE GUST	5995 02								
	DISASTER REPAIR SUP		100			100	25.0		100-	100.0-
	8/29/05 STORM SUPPLIES	5996								
	8/29 CHEMICALS PW8226	5996 01								
	8/29 ALLIED BLD PW340	5996 02								
	8/29/05 STORM SUPPL									
	REPR PARTS/SUPPLIES		50100	432	16746	32922	25.0	33.4	16,884	33.7
2488	SUPPLIES AND EXPENSES		156400	432	33398	122570	25.0	21.3	22,807-	14.5-
	PROFESSIONAL SERVICES									
	DEMOLITION	6013								
	ENGINEERING	6015								
	PROFESSIONAL SERVICE									
	COMMUNICATIONS									
242	TELEPHONE AND TELEGRAP	6060	2200		483	1717	25.0	21.9	268-	12.1-
242	COMMUNICATIONS		2200		483	1717	25.0	21.9	268-	12.1-
	TRANSPORTATION									
	TRAVEL EXPENSE	6110	1000			1000	25.0		1,000-	100.0-
	FREIGHT	6120								
	TRANSPORTATION		1000			1000	25.0		1,000-	100.0-
	ADVERTISING									
	ADVERTISING	6150								
	ADVERTISING									
	INSURANCE									
	AUTOMOBILE INSURANCE	6265								

	INSURANCE									
	UTILITIES									
	GAS	6300								
247	ELECTRICITY	6305	12000		1152	10848	25.0	9.6	7,392-	61.6-
247	UTILITIES		12000		1152	10848	25.0	9.6	7,392-	61.6-
	REPR/MAINT-OUTSIDE LABO									
	8/29/05 FACILITY REPRS	6351								
	8/29 TEMP ROOFS PW733	6351 01								
	8/29 ZOO ED CTR PW342	6351 02								
	8/29 AIRPORT PW2275	6351 03								
	8/29 ZOO GAZEBO PW194	6351 04								
	8/29 TRAIN DEP.PW1166	6351 05								
	8/29 BURGR ROOF PW510	6351 06								
	8/29 AIRPORT PW6184	6351 07								
	8/29 P&F TRNG PW5158	6351 08								
	8/29 MAIN ROOF PW4465	6351 09								
	8/29 CONCESS RF PW447	6351 10								
	8/29 P&F TRNG PW5136	6351 11								
	8/29 SEWERS PW220	6351 12								
	8/29 WATER PW6379	6351 13								
	8/29 PLT 2 PW3427	6351 14								
	8/29 HPD PW474	6351 15								
	8/29 FIRE STA PW8294	6351 16								
	8/29 DAHMER PW1298	6351 17								
	8/29 DAHMER PW738	6351 18								
	8/29 DAHMER PW1269	6351 19								
	8/29 FIRE STA#8 PW444	6351 20								
	8/29 SOFTBALL PW736	6351 21								
	8/29 CAMERON FL PW730	6351 22								
	8/29 GARDEN CTR PW176	6351 23								
	8/29 AIRPORT PW3411	6351 24								
	8/29 AIRPORT PW3459	6351 25								
	8/29 CITY HALL PW1325	6351 26								
	8/29 LAGOON PW712	6351 27								
	8/29 TIMBERTON PW719	6351 28								
	8/29 HIGHLAND PW717	6351 29								
	8/29 TENNIS ROOF PW72	6351 30								
	8/29 AVIARY EXH PW742	6351 31								
	8/29 P&F ACA RF PW419	6351 32								
	8/29 COMPUTER6259/512	6351 33								
	8/29 WTR/SWR PW5492	6351 34								
	8/29 ROOF5492/295/117	6351 35								
	8/29 SPILLWAY PW7763	6351 36								
	8/29 PUB SER FAC PW48	6351 37								
	8/29 TRAF/CONST PW790	6351 38								
	8/29 CUL CTR RF PW332	6351 39								
	8/29/05 FACILITY RE									
	8/29/05 STORM REPAIRS	6353								
	8/29/05 INFRAST REPRS	6354								

	8/29 TREE HAZ PW4667	6354 01									
	8/29 ROE PW 4667	6354 02									
	8/29 TRAFFIC SIGNS,SI	6354 03									
	8/29 NRCS DITCH CLEAR	6354 04									
	8/29 STREET REPAIRS	6354 05									
	8/29 LAGOON REPR WORK	6354 06									
	8/29 DEBRIS REMOVAL	6354 07									
	8/29 EMER SIGN INV &	6354 08									
	8/29 ROAD ASSESS & EN	6354 09									
	8/29 TRAF SIGNS PW508	6354 10									
	8/29 GENERATRS PW225-	6354 11									
	8/29 GENERATORS PW701	6354 12									
	8/29 BANK STABL PWXXX	6354 13									
---			---	---	---	---	---	---	---	---	---
	8/29/05 INFRAST REP										
	STREETS & STRUCTURES R	6360									
	OFFICE EQUIPMENT R&M	6365									
	MINOR EQUIPMENT R&M	6382									
	GENERATOR R&M	6383	63000			63000	25.0		63,000-	100.0-
88	MOTOR VEHICLE EQ. R&M	6384	4600		1796	2804	25.0	39.0	2,584	56.1
	AGRICULTURAL EQ. R&M	6387								
111	COMMUNICATION EQ. R&M	6390	400		111	289	25.0	27.7	44	11.0
	DOWNTOWN LIGHTS R&M	6391	4432			4432	25.0		4,432-	100.0-
	DISINFECT./EXTERMINATI	6394	200			200	25.0		200-	100.0-
	REPRS/MAINT-EATON SCHL	6395								
	TOW IN CHARGES	6398	200			200	25.0		200-	100.0-
	OTHER REPAIRS AND MAIN	6399	800			800	25.0		800-	100.0-
---			---	---	---	---	---	---	---	---
199	REPR/MAINT-OUTSIDE L		73632		1907	71725	25.0	2.5	66,003-	89.6-
	RENTALS									
	LAND RENT	6400								
	MACHINERY RENT	6420								
	CYLINDER RENT	6425	550			550	25.0		550-	100.0-
516	UNIFORM RENT	6430	3350	78	1237	2035	25.0	36.9	1,597	47.6
	OTHER RENT	6449	200			200	25.0		200-	100.0-
---			---	---	---	---	---	---	---	---
516	RENTALS		4100	78	1237	2785	25.0	30.1	847	20.6
	OTHER SERVICES & CHARGE									
	DUES AND MEMBERSHIPS	6840								
	REGISTRATION FEE/TUITI	6845								
	SERVICES NOT SPECIFIED	6999								
---			---	---	---	---	---	---	---	---
	OTHER SERVICES & CHA									
---			---	---	---	---	---	---	---	---
1203	OTHER SERVICES & CHAR		92932	78	4779	88076	25.0	5.1	73,816-	79.4-
	LAND									
	EASEMENTS	7010								
---			---	---	---	---	---	---	---	---
	LAND									
	BUILDING/BLD IMPROVEMEN									
	BUILDINGS	7100								

	4TH ST EMP MED CLINIC	7100 01								
	EUREKA SCHOOL	7100 03								
	BURGER BUILDING	7100 04								
	SAFE ROOMS-MEMA GRANT	7100 25								
	BUILDINGS									
	BUILDING IMPROVEMENTS	7150								
	STORAGE BUILDING	7150 33								
	EATON SCHL ROOF/CLG P	7150 38								
	BUILDING IMPROVEMEN									
	BUILDING/BLD IMPROVE									
	IMPROVEMENT OTHER THAN									
	DRAINS	7215								
	OTHER IMPROVEMENTS	7295								
	EAST JERUSALEM COMM C	7295 07								
	OTHER IMPROVEMENTS									
	IMPROVEMENT OTHER TH									
	MACHINERY AND EQUIPMENT									
	8/29/05 STORM EQUIP	7302								
	OFFICE FURN/EQUIP.	7325								
	DATA PROCESSING EQUIP.	7327								
	AGRICULTURAL EQUIPMENT	7335								
	CONSTRUCTION EQUIPMENT	7345								
	COMMUNICATION EQUIPMEN	7355								
	PIPE	7370								
	OTHER EQUIPMENT	7399								
	MACHINERY AND EQUIPM									
	VEHICLES									
	AUTOMOBILES	7400								
	PICK UP TRUCKS	7420								
	DUMP TRUCKS	7440								
	VEHICLES									
56489	EXPENDITURES		1008000	510	199460	808030	25.0	19.7	210,159-	20.8-

THIS MONTH ACTUAL		OBJ/SUB	ANNUAL BUDGET	OPEN PO & CONTRACTS	YTD ACTUAL	REMAINING BALANCE	PERCENT PLAN	PERCENT ACTUAL	....PROJECTED.... OVER/UNDER	%
	SALARIES									
63934	REGULAR WAGES	4000	898811		184038	714773	25.0	20.4	162,659-	18.0-
	DISASTER RECOVERY WAGE	4010								
765	OVERTIME	4300	22000		6604	15396	25.0	30.0	4,415	20.0
	DISASTER RECOVERY OVER	4310								
64699	SALARIES		920811		190641	730170	25.0	20.7	158,247-	17.1-
	EMPLOYEE BENEFITS									
10190	STATE RETIREMENT	4600	145030		30026	115004	25.0	20.7	24,925-	17.1-
4900	F.I.C.A. TAXES	4700	70450		14432	56018	25.0	20.4	12,721-	18.0-
15740	HOSPITALIZATION INS.	4800	265200		48800	216400	25.0	18.4	69,999-	26.3-
	UNEMPLOYMENT BENEFITS	4900	1000			1000	25.0		1,000-	100.0-
	WORKMAN'S COMPENSATION	4910	95000			95000	25.0		95,000-	100.0-
30830	EMPLOYEE BENEFITS		576680		93258	483422	25.0	16.1	203,648-	35.3-
95528	PERSONAL SERVICES		1497491		283899	1213592	25.0	18.9	361,895-	24.1-
	OFFICE SUPPLIES									
768	OTHER EXPENDABLE OFF.S	5010	1700		1230	470	25.0	72.3	3,220	189.4
133	MINOR OFFICE EQUIP/FUR	5020	1000		642	358	25.0	64.2	1,568	156.8
	BOOKS	5070								
901	OFFICE SUPPLIES		2700		1872	828	25.0	69.3	4,788	177.3
	OPERATING SUPPLIES									
	CLEANING/JANITORIAL SP	5100	2150		325	1825	25.0	15.1	850-	39.5-
	HOUSEHOLD SUPPLIES	5110								
	FOOD	5115								
	MEDICAL SUPPLIES	5120								
	CHEMICALS	5130	20000		1037	18963	25.0	5.1	15,851-	79.2-
665	GAS AND OIL	5250	14500		3713	10787	25.0	25.6	352	2.4
	NATURAL GAS FUEL	5252								
	LUBRICANTS	5255	2000			2000	25.0		2,000-	100.0-
9886	DIESEL FUEL	5257	114470		31434	83036	25.0	27.4	11,266	9.8
	DIESEL FUEL-RECYCLING	5257 01								
3-	WEARING APPAREL	5355	700		551	149	25.0	78.7	1,504	214.8
	CONCRETE, CEMENT, ETC.	5405								
	HORT./LANDSCAPING SPLY	5440								
	HAND TOOLS	5450	1000		156	844	25.0	15.6	376-	37.6-
	MINOR EQUIPMENT	5460	10000			10000	25.0		10,000-	100.0-
24	OTHER OPERATING MATL/S	5590	7400		362	7038	25.0	4.8	5,951-	80.4-
	OTHER OPERATING SPLY-R	5590 01	16920	14,722	38	2160	25.0	.2	16,767-	99.0-
306	OTHER OPER.MATLS-KAB	5591	5000		306	4694	25.0	6.1	3,776-	75.5-

10878	OPERATING SUPPLIES		194140	14,722	37922	141496	25.0	19.5	42,451-	21.8-
	REPAIR & MAINTENANCE SP									
85	ELECTRICAL SUPPLIES	5605	1300		85	1215	25.0	6.5	960-	73.8-
	PLUMBING SUPPLIES	5610								
	STRUCTURAL STEEL & IRO	5620								
	PAINT AND PAINTING SPL	5650								
7546	MTR VEHICLE REP. PTS/S	5700	92356	2,631	17659	72066	25.0	19.1	21,720-	23.5-
	COMMUNICATION REPAIR P	5750	200			200	25.0		200-	100.0-
	EXPENDABLE WELDING SPL	5770								
	MINOR COMPUTER EQUIP.	5800								
	OTHER REPAIR/MAINT. SP	5990								
7631	REPAIR & MAINTENANCE		94856	2,631	17744	74482	25.0	18.7	23,879-	25.1-
19410	SUPPLIES AND EXPENSES		291696	17,353	57537	216806	25.0	19.7	61,548-	21.1-
	PROFESSIONAL SERVICES									
	ENGINEERING	6015								
	CONSULTANT SERV/SURVEY	6020								
	OTHER PROFESSIONAL SER	6049	5850		201	5649	25.0	3.4	5,046-	86.2-
	PROFESSIONAL SERVICE		5850		201	5649	25.0	3.4	5,046-	86.2-
	COMMUNICATIONS									
	TELEPHONE AND TELEGRAP	6060								
	POSTAGE	6070								
	COMMUNICATIONS									
	TRANSPORTATION									
	TRAVEL EXPENSE	6110								
316	FREIGHT	6120	2505	448	1003	1054	25.0	40.0	1,506	60.1
316	TRANSPORTATION		2505	448	1003	1054	25.0	40.0	1,506	60.1
	ADVERTISING									
	ADVERTISING	6150								
171	ADVERTISING-RECYCLING	6150 01	10345		3519	6826	25.0	34.0	3,731	36.0
171	ADVERTISING		10345		3519	6826	25.0	34.0	3,731	36.0
	PRINTING AND BINDING									
	FILM PROCESSING	6240								
	PRINTING AND BINDING									
	INSURANCE									
	PUBLIC LIAB/PROPERTY D	6255								
	AUTOMOBILE INSURANCE	6265								
	INSURANCE									
	UTILITIES									
399	ELECTRICITY	6305			1217	1217-			4,868	
	WATER	6315								
399	UTILITIES				1217	1217-			4,868	
	REPR/MAINT-OUTSIDE LABO									

	PLUMBING EQUIPMENT R&M	6357									
	OFFICE EQUIPMENT R&M	6365									
	FIXED EQUIPMENT R&M	6380	1000			1000	25.0			1,000-	100.0-
	MINOR EQUIPMENT R&M	6382	2800			2800	25.0			2,800-	100.0-
5810	MOTOR VEHICLE EQ. R&M	6384	78700	20,135	23812	34753	25.0	30.2		16,547	21.0
	COMMUNICATION EQ. R&M	6390									
	DISINFECT./EXTERMINATI	6394	50			50	25.0			50-	100.0-
	TOW IN CHARGES	6398	2200		350	1850	25.0	15.9		799-	36.3-
	OTHER REPAIRS AND MAIN	6399	2300			2300	25.0			2,300-	100.0-
5810	REPR/MAINT-OUTSIDE L		87050	20,135	24162	42753	25.0	27.7		9,598	11.0
	RENTALS										
	LAND RENT	6400									
1123	UNIFORM RENT	6430	10200	160	2695	7345	25.0	26.4		579	5.6
96	MOP-MAT-RAG RENT	6435	1000		269	731	25.0	26.9		76	7.6
1219	RENTALS		11200	160	2964	8076	25.0	26.4		656	5.8
	OTHER SERVICES & CHARGE										
33810	TIPPING FEES	6880	650000		147373	502627	25.0	22.6		60,508-	9.3-
19173	TIPPING/DISPOSAL OTHER	6885	140000		41362	98639	25.0	29.5		25,447	18.1
903	RECYCLING FEES	6890	133200		2462	130738	25.0	1.8		123,351-	92.6-
450	SERVICES NOT SPECIFIED	6999	1800		584	1216	25.0	32.4		536	29.7
54336	OTHER SERVICES & CHA		925000		191781	733219	25.0	20.7		157,876-	17.0-
62250	OTHER SERVICES & CHAR		1041950	20,743	224848	796359	25.0	21.5		142,558-	13.6-
	LAND										
	LEASEHOLDS	7020									
	LAND										
	BUILDING/BLD IMPROVEMEN										
	BUILDINGS	7100									
	PUB.SERV./SANITA.BLDG	7100 18									
	BUILDINGS										
	BUILDING IMPROVEMENTS	7150									
	PUB.SERV./SANITA.BLDG	7150 38									
	BUILDING IMPROVEMEN										
	BUILDING/BLD IMPROVE										
	IMPROVEMENT OTHER THAN										
	OTHER IMPROVEMENTS	7295									
	IMPROVEMENT OTHER TH										
	MACHINERY AND EQUIPMENT										
	OFFICE FURN/EQUIP.	7325									
	PLANT EQUIPMENT	7340									
	COMMUNICATION EQUIPMEN	7355									
	OTHER EQUIPMENT	7399									
	OTHER EQUIPMENT-RECYCL	7399 01									

	MACHINERY AND EQUIPM									
	VEHICLES									
	PICK UP TRUCKS	7420								
	HEAVY TRUCKS	7430								
	SANITATION TRUCKS	7460								
	VEHICLES									
	CAPITAL OUTLAY									
177189	EXPENDITURES		2831137	38,096	566284	2226757	25.0	20.0	566,001-	19.9-

THIS MONTH ACTUAL		OBJ/SUB	ANNUAL BUDGET	OPEN PO & CONTRACTS	YTD ACTUAL	REMAINING BALANCE	PERCENT PLAN	PERCENT ACTUAL	....PROJECTED.... OVER/UNDER	%
	SALARIES									
4008	REGULAR WAGES	4000	53404		12024	41380	25.0	22.5	5,308-	9.9-
	DISASTER RECOVERY WAGE	4010								
20	OVERTIME	4300	1500		20	1480	25.0	1.3	1,419-	94.6-
	DISASTER RECOVERY OVER	4310								
4028	SALARIES		54904		12044	42860	25.0	21.9	6,727-	12.2-
	EMPLOYEE BENEFITS									
634	STATE RETIREMENT	4600	8650		1897	6753	25.0	21.9	1,062-	12.2-
307	F.I.C.A. TAXES	4700	4200		919	3281	25.0	21.8	524-	12.4-
1160	HOSPITALIZATION INS.	4800	15600		3480	12120	25.0	22.3	1,680-	10.7-
	UNEMPLOYMENT BENEFITS	4900	500			500	25.0		500-	100.0-
	WORKMAN'S COMPENSATION	4910	2300			2300	25.0		2,300-	100.0-
2102	EMPLOYEE BENEFITS		31250		6296	24954	25.0	20.1	6,065-	19.4-
6130	PERSONAL SERVICES		86154		18340	67814	25.0	21.2	12,794-	14.8-
	OPERATING SUPPLIES									
	GAS AND OIL	5250								
	LUBRICANTS	5255								
722	DIESEL FUEL	5257	7200		2351	4849	25.0	32.6	2,204	30.6
	WEARING APPAREL	5355								
	HAND TOOLS	5450								
	MINOR EQUIPMENT	5460	4600			4600	25.0		4,600-	100.0-
	OTHER OPERATING MATL/S	5590	4000			4000	25.0		4,000-	100.0-
722	OPERATING SUPPLIES		15800		2351	13449	25.0	14.8	6,395-	40.4-
	REPAIR & MAINTENANCE SP									
	PAINT AND PAINTING SPL	5650								
	MTR VEHICLE REP. PTS/S	5700	3400	1,807	243	1350	25.0	7.1	2,428-	71.4-
	REPAIR & MAINTENANCE		3400	1,807	243	1350	25.0	7.1	2,428-	71.4-
722	SUPPLIES AND EXPENSES		19200	1,807	2594	14799	25.0	13.5	8,823-	45.9-
	TRANSPORTATION									
	FREIGHT	6120	200			200	25.0		200-	100.0-
	TRANSPORTATION		200			200	25.0		200-	100.0-
	ADVERTISING									
	ADVERTISING	6150								
	ADVERTISING									

	PUBLIC LIAB/PROPERTY D	6255								
	AUTOMOBILE INSURANCE	6265								
	INSURANCE									
	REPR/MAINT-OUTSIDE LABO									
	MOTOR VEHICLE EQ. R&M	6384	1000	12		988	25.0		1,000-	100.0-
	COMMUNICATION EQ. R&M	6390								
	TOW IN CHARGES	6398	500			500	25.0		500-	100.0-
	REPR/MAINT-OUTSIDE L		1500	12		1488	25.0		1,500-	100.0-
	RENTALS									
	UNIFORM RENT	6430	900			900	25.0		900-	100.0-
	RENTALS		900			900	25.0		900-	100.0-
	OTHER SERVICES & CHARGE									
	SERVICES NOT SPECIFIED	6999								
	OTHER SERVICES & CHA									
	OTHER SERVICES & CHAR		2600	12		2588	25.0		2,600-	100.0-
	BUILDING/BLD IMPROVEMEN									
	BUILDINGS	7100								
	PUB.SERV./SANITA.BLDG	7100 18								
	BUILDINGS									
	BUILDING/BLD IMPROVE									
	VEHICLES									
	PICK UP TRUCKS	7420								
	HEAVY TRUCKS	7430								
	SPECIAL TRUCKS	7450								
	VEHICLES									
	CAPITAL OUTLAY									
6853	EXPENDITURES		107954	1,819	20934	85200	25.0	19.3	24,218-	22.4-

THIS MONTH ACTUAL		OBJ/SUB	ANNUAL BUDGET	OPEN PO & CONTRACTS	YTD ACTUAL	REMAINING BALANCE	PERCENT PLAN	PERCENT ACTUAL	....PROJECTED.... OVER/UNDER	%
	SALARIES									
23892	REGULAR WAGES	4000	360406		70868	289538	25.0	19.6	76,933-	21.3-
	DISASTER RECOVERY WAGE	4010								
207	OVERTIME	4300	10000		1493	8507	25.0	14.9	4,027-	40.2-
	DISASTER RECOVERY OVER	4310								
24099	SALARIES		370406		72362	298044	25.0	19.5	80,957-	21.8-
	EMPLOYEE BENEFITS									
3796	STATE RETIREMENT	4600	58340		11397	46943	25.0	19.5	12,752-	21.8-
1823	F.I.C.A. TAXES	4700	28340		5479	22861	25.0	19.3	6,424-	22.6-
7539	HOSPITALIZATION INS.	4800	114000		20590	93410	25.0	18.0	31,640-	27.7-
	UNEMPLOYMENT BENEFITS	4900	3500		1138	2362	25.0	32.5	1,051	30.0
	WORKMAN'S COMPENSATION	4910	14900			14900	25.0		14,900-	100.0-
13157	EMPLOYEE BENEFITS		219080		38604	180476	25.0	17.6	64,664-	29.5-
37256	PERSONAL SERVICES		589486		110966	478520	25.0	18.8	145,621-	24.7-
	OFFICE SUPPLIES									
	OTHER EXPENDABLE OFF.S	5010								
	OFFICE SUPPLIES									
	OPERATING SUPPLIES									
	MEDICAL SUPPLIES	5120								
4095	CHEMICALS	5130	130000		22235	107765	25.0	17.1	41,059-	31.5-
	CHEMICALS-MOSQUITO GRA	5135								
1499	GAS AND OIL	5250	21000		7373	13627	25.0	35.1	8,492	40.4
	LUBRICANTS	5255								
645	DIESEL FUEL	5257	3000		2439	561	25.0	81.3	6,756	225.2
	OTHER FUEL	5260								
	WEARING APPAREL	5355	700			700	25.0		700-	100.0-
	HAND TOOLS	5450	1000		110	890	25.0	11.0	559-	55.9-
	MINOR EQUIPMENT	5460	1400	390	1003	7	25.0	71.6	2,611	186.5
	HAZ.MAT SUP-DOMESTIC P	5466								
1600	OTHER OPERATING MATL/S	5590	1700		1675	25	25.0	98.5	4,999	294.0
7839	OPERATING SUPPLIES		158800	390	34835	123575	25.0	21.9	19,459-	12.2-
	REPAIR & MAINTENANCE SP									
	ELECTRICAL SUPPLIES	5605								
	PLUMBING SUPPLIES	5610								
	PAINT AND PAINTING SPL	5650								
945	MTR VEHICLE REP. PTS/S	5700	8450		3416	5034	25.0	40.4	5,214	61.7
	COMMUNICATION REPAIR P	5750								
	AGRICLTRL REPAIR PTS/S	5755	300			300	25.0		300-	100.0-

945	REPAIR & MAINTENANCE		8750		3416	5334	25.0	39.0	4,914	56.1
8784	SUPPLIES AND EXPENSES		167550	390	38250	128910	25.0	22.8	14,550-	8.6-
	PROFESSIONAL SERVICES									
	OTHER PROFESSIONAL SER	6049								
	PROFESSIONAL SERVICE									
	TRANSPORTATION									
	TRAVEL EXPENSE	6110								
	TRVL EXP-MOSQUITO GRAN	6111								
	FREIGHT	6120								
	TRANSPORTATION									
	ADVERTISING									
	ADVERTISING	6150								
	ADVERTISING									
	PRINTING AND BINDING									
	PRINTING-GRANT RELATED	6202								
	PRINTING AND BINDING									
	INSURANCE									
	PUBLIC LIAB/PROPERTY D	6255								
	AUTOMOBILE INSURANCE	6265								
	INSURANCE									
	REPR/MAINT-OUTSIDE LABO									
	MINOR EQUIPMENT R&M	6382	1600			1600	25.0		1,600-	100.0-
	MOTOR VEHICLE EQ. R&M	6384	2200		1202	998	25.0	54.6	2,608	118.5
	AGRICULTURAL EQ. R&M	6387	400			400	25.0		400-	100.0-
	COMMUNICATION EQ. R&M	6390	800			800	25.0		800-	100.0-
	TOW IN CHARGES	6398	200			200	25.0		200-	100.0-
	REPR/MAINT-OUTSIDE L		5200		1202	3998	25.0	23.1	391-	7.5-
	RENTALS									
714	UNIFORM RENT	6430	3000	189	2314	496	25.0	77.1	6,255	208.5
714	RENTALS		3000	189	2314	496	25.0	77.1	6,255	208.5
	OTHER SERVICES & CHARGE									
	REGISTRATION FEE/TUITI	6845	500			500	25.0		500-	100.0-
	SERVICES NOT SPECIFIED	6999								
	OTHER SERVICES & CHA		500			500	25.0		500-	100.0-
714	OTHER SERVICES & CHAR		8700	189	3516	4995	25.0	40.4	5,364	61.6
	MACHINERY AND EQUIPMENT									
	AGRICULTURAL EQUIPMENT	7335								
	EQUIP-MOSQUITO GRANT	7377								
	OTHER EQUIPMENT	7399								

	MACHINERY AND EQUIPM									
	VEHICLES									
	PICK UP TRUCKS	7420								
	DUMP TRUCKS	7440								
	SPECIAL TRUCKS	7450								
	VEHICLES									
	CAPITAL OUTLAY									
46754	EXPENDITURES		765736	579	152732	612424	25.0	19.9	154,807-	20.2-

THIS MONTH ACTUAL		OBJ/SUB	ANNUAL BUDGET	OPEN PO & CONTRACTS	YTD ACTUAL	REMAINING BALANCE	PERCENT PLAN	PERCENT ACTUAL	....PROJECTED.... OVER/UNDER	%
	SALARIES									
5476	REGULAR WAGES	4000	98454		20333	78121	25.0	20.6	17,121-	17.3-
	DISASTER RECOVERY WAGE	4010								
108	OVERTIME	4300	2000		374	1626	25.0	18.7	503-	25.1-
	DISASTER RECOVERY OVER	4310								
5584	SALARIES		100454		20707	79747	25.0	20.6	17,626-	17.5-
	EMPLOYEE BENEFITS									
879	STATE RETIREMENT	4600	15830		3261	12569	25.0	20.6	2,786-	17.5-
419	F.I.C.A. TAXES	4700	7690		1555	6135	25.0	20.2	1,470-	19.1-
1160	HOSPITALIZATION INS.	4800	31200		4060	27140	25.0	13.0	14,960-	47.9-
	UNEMPLOYMENT BENEFITS	4900	500			500	25.0		500-	100.0-
	WORKMAN'S COMPENSATION	4910	1400			1400	25.0		1,400-	100.0-
2458	EMPLOYEE BENEFITS		56620		8877	47743	25.0	15.6	21,112-	37.2-
8042	PERSONAL SERVICES		157074		29584	127491	25.0	18.8	38,738-	24.6-
	OFFICE SUPPLIES									
	PAPER	5003								
	PRINTED FORMS	5005								
	OTHER EXPENDABLE OFF.S	5010	500		200	300	25.0	40.0	300	60.0
	MINOR OFFICE EQUIP/FUR	5020								
	PHOTO SUPPLIES	5040								
	SUBSCRIPTIONS,MAGS,MAP	5050								
	BOOKS	5070								
	COMPUTER SUPPLIES	5080	200			200	25.0		200-	100.0-
	OFFICE SUPPLIES		700		200	500	25.0	28.5	100	14.2
	OPERATING SUPPLIES									
	CLEANING/JANITORIAL SP	5100								
	HOUSEHOLD SUPPLIES	5110								
	FOOD	5115								
	MEDICAL SUPPLIES	5120								
	CHEMICALS	5130								
418	GAS AND OIL	5250	7000		1646	5354	25.0	23.5	415-	5.9-
	LUBRICANTS	5255								
	WEARING APPAREL	5355	2500	1,420		1080	25.0		2,500-	100.0-
	HORT./LANDSCAPING SPLY	5440								
	HAND TOOLS	5450	1200			1200	25.0		1,200-	100.0-
400	MINOR EQUIPMENT	5460	500		400	100	25.0	80.0	1,099	219.8
	OTHER OPERATING MATL/S	5590								
818	OPERATING SUPPLIES		11200	1,420	2046	7735	25.0	18.2	3,016-	26.9-

	REPAIR & MAINTENANCE SP									
	BUILDING MATERIALS & S	5600								
	ELECTRICAL SUPPLIES	5605								
	PLUMBING SUPPLIES	5610								
	STRUCTURAL STEEL & IRO	5620								
	PAINT AND PAINTING SPL	5650								
	MTR VEHICLE REP. PTS/S	5700	3500			3500	25.0		3,500-	100.0-
	COMMUNICATION REPAIR P	5750								
	OTHER REPAIR/MAINT. SP	5990								
	REPAIR & MAINTENANCE		3500			3500	25.0		3,500-	100.0-
818	SUPPLIES AND EXPENSES		15400	1,420	2246	11735	25.0	14.5	6,415-	41.6-
	PROFESSIONAL SERVICES									
	VETERINARIAN	6030	2000			2000	25.0		2,000-	100.0-
	OTHER PROFESSIONAL SER	6049								
	PROFESSIONAL SERVICE		2000			2000	25.0		2,000-	100.0-
	COMMUNICATIONS									
	TELEPHONE AND TELEGRAP	6060	500		110	390	25.0	22.0	59-	11.8-
	POSTAGE	6070								
	COMMUNICATIONS		500		110	390	25.0	22.0	59-	11.8-
	TRANSPORTATION									
	TRAVEL EXPENSE	6110	800			800	25.0		800-	100.0-
	FREIGHT	6120								
	MESSENGER/EXPRESS SERV	6130								
	TRANSPORTATION		800			800	25.0		800-	100.0-
	ADVERTISING									
	ADVERTISING	6150								
	ADVERTISING									
	PRINTING AND BINDING									
	PRINTING	6200	200			200	25.0		200-	100.0-
	PRINTING AND BINDING		200			200	25.0		200-	100.0-
	INSURANCE									
	AUTOMOBILE INSURANCE	6265								
	INSURANCE									
	REPR/MAINT-OUTSIDE LABO									
	BUILDING R&M	6350								
	ELECTRICAL R&M	6355								
	PLUMBING EQUIPMENT R&M	6357								
	OFFICE EQUIPMENT R&M	6365								
	HOUSEHOLD EQUIPMENT R&	6370								
	MINOR EQUIPMENT R&M	6382								
225	MOTOR VEHICLE EQ. R&M	6384	1400		225	1175	25.0	16.0	500-	35.7-
	COMMUNICATION EQ. R&M	6390								
	CLEANING AND PAINTING	6392								

	DISINFECT./EXTERMINATI	6394								
	SIGN PAINTING	6396								
	TOW IN CHARGES	6398	100		55	45	25.0	55.0	119	119.0
	OTHER REPAIRS AND MAIN	6399								
225	REPR/MAINT-OUTSIDE L		1500		280	1220	25.0	18.6	380-	25.3-
	RENTALS									
	OTHER RENT	6449								
	RENTALS									
	OTHER SERVICES & CHARGE									
	DUES AND MEMBERSHIPS	6840	125			125	25.0		125-	100.0-
	REGISTRATION FEE/TUITI	6845	1800			1800	25.0		1,800-	100.0-
9716	SERVICES NOT SPECIFIED	6999	149760		29148	120612	25.0	19.4	33,168-	22.1-
9716	OTHER SERVICES & CHA		151685		29148	122537	25.0	19.2	35,093-	23.1-
9941	OTHER SERVICES & CHAR		156685		29538	127147	25.0	18.8	38,533-	24.5-
	MACHINERY AND EQUIPMENT									
	HOUSEHOLD FURN/EQUIP.	7320								
	OFFICE FURN/EQUIP.	7325								
	DATA PROCESSING EQUIP.	7327								
	COMMUNICATION EQUIPMEN	7355								
	OTHER EQUIPMENT	7399								
	MACHINERY AND EQUIPM									
	VEHICLES									
	AUTOMOBILES	7400								
	PICK UP TRUCKS	7420								
	VEHICLES									
	CAPITAL OUTLAY									
18801	EXPENDITURES		329159	1,420	61367	266373	25.0	18.6	83,690-	25.4-

THIS MONTH ACTUAL	OBJ/SUB	ANNUAL BUDGET	OPEN PO & CONTRACTS	YTD ACTUAL	REMAINING BALANCE	PERCENT PLAN ACTUAL	....PROJECTED.... OVER/UNDER	%
	OTHER SERVICES & CHARGE							
	CONTRIBUTIONS 6820							
	SEXUAL ASSUALT CRISIS 6820 04							
	P.A.C.E. 6820 05							
	INTERACTION FACTORY 6820 06							
	DOMESTIC ABUSE FAMILY 6820 07	3500			3500	25.0	3,500-	100.0-
	FORREST CTY. HEALTH D 6820 08							
	NAT'L.GUARD ARMORY 6820 09							
	COUNCIL ON AGING 6820 10							
	BOY SCOUTS OF AMERICA 6820 11							
	PINE BELT MENTAL HEAL 6820 12							
	H'BURG. CONCERT BAND 6820 13							
	LIVESTOCK SHOW 6820 14							
	COURT APP'T SPEC.ADVO 6820 15							
	H'BURG.ED.LITERACY PR 6820 16							
	D.R.E.A.M. 6820 17							
	SALVATION ARMY BOYS/G 6820 18							
	H'BURG.ED.FOUNDATION 6820 19							
	N.E.E.D.S. 6820 20							
	CENTER FOR GIFTED STU 6820 21							
	RAILS TO TRAILS 6820 22	106380			106380	25.0	106,380-	100.0-
	CTR FOR CHILD ABUSE P 6820 23	5000			5000	25.0	5,000-	100.0-
	SO.CTRL.MS.AMER.RED C 6820 24							
	UNIFIED NEIGHBORHOOD 6820 25							
	GULF PINES GIRL SCOUT 6820 26							
	USM COMM.SERVICE LEAR 6820 27							
	BIG BRO/BIG SIS OF SE 6820 28							
	HBRG CIVIC CHORUS/CON 6820 29							
	MS HOLIDAY SPECTACULA 6820 30							
	CORNERSTONE PROJECT 6820 31							
	SALVATION ARMY 6820 32							
	SO MS CHILDREN'S CTR 6820 33							
	CHRISTIAN SERVICES 6820 34							
	USM/DISABILITY STUDIE 6820 35							
	NEW TEST.YOUTH SAFE H 6820 36							
	USM/SYMPHONY 6820 37	50000			50000	25.0	50,000-	100.0-
	USM/DUBARD SCHOOL 6820 38							
	GREATER H'BURG COMMUN 6820 39							
	WORLD CHANGERS 6820 40							
	H'BURG PUBLIC SCHOOLS 6820 41							
	FLINT MICHIGAN WATER 6820 42							
	HSSD EXCEL BY 5 6820 43							
	HATTIESBURG ARTS CENT 6820 44							
	PRC-MY BEST PROGRAM 6820 46	15000			15000	25.0	15,000-	100.0-

R3SM	6820	47	25000			25000	25.0		25,000-	100.0-
SUMMER JOB INTERNSHIP	6820	48	20000			20000	25.0		20,000-	100.0-
UNALLOCATED CONTRIBUT	6820	99	15000			15000	25.0		15,000-	100.0-
CONTRIBUTIONS			239880			239880	25.0		239,880-	100.0-
OTHER SERVICES & CHA			239880			239880	25.0		239,880-	100.0-
OTHER SERVICES & CHAR			239880			239880	25.0		239,880-	100.0-
EXPENDITURES			239880			239880	25.0		239,880-	100.0-

THIS MONTH ACTUAL		OBJ/SUB	ANNUAL BUDGET	OPEN PO & CONTRACTS	YTD ACTUAL	REMAINING BALANCE	PERCENT PLAN	PERCENT ACTUAL	....PROJECTED.... OVER/UNDER	%
	PROFESSIONAL SERVICES									
	OTHER PROFESSIONAL SER	6049								
	PROFESSIONAL SERVICE									
	TRANSPORTATION									
	TRAVEL-ALL AMER.CITY A	6110								
	TRANSPORTATION									
	REPR/MAINT-OUTSIDE LABO									
	BUILDING R&M	6350								
	REPR/MAINT-OUTSIDE L									
	OTHER SERVICES & CHARGE									
	CONTRIBUTIONS	6820								
	FCIPC/AREA DEV. PRTNR	6820 01	250000		100000	150000	25.0	40.0	149,999	59.9
	PRCC TECH CENTER	6820 02								
	FCIPC/ECONOMIC DEVEL.	6820 03								
	H'BURG DOWNTOWN ASSN	6820 37	55000			55000	25.0		55,000-	100.0-
	CAMP SHELBY STUDY	6820 45								
	PHWD-FEASIBILITY STUD	6820 50								
	CONTRIBUTIONS		305000		100000	205000	25.0	32.7	94,999	31.1
	OTHER SERVICES & CHA		305000		100000	205000	25.0	32.7	94,999	31.1
	OTHER SERVICES & CHAR		305000		100000	205000	25.0	32.7	94,999	31.1
	BUILDING/BLD IMPROVEMEN									
	BUILDING IMPROVEMENTS	7150								
	DOWNTOWN PROJ-OLD LIB	7150 14								
	DEPOT PROJECT	7150 15								
	HUB CITY LOFTS PROJEC	7150 41								
	BUILDING IMPROVEMEN									
	BUILDING/BLD IMPROVE									
	VEHICLES									
	TROLLEYS	7415								
	VEHICLES									
	CAPITAL OUTLAY									
	EXPENDITURES		305000		100000	205000	25.0	32.7	94,999	31.1

THIS MONTH ACTUAL		OBJ/SUB	ANNUAL BUDGET	OPEN PO & CONTRACTS	YTD ACTUAL	REMAINING BALANCE	PERCENT PLAN	PERCENT ACTUAL	....PROJECTED.... OVER/UNDER	%
	NOTE PRINCIPAL									
	2005 STORM NOTE	8205								
	SAENGER SERIES 1999 NO	8220								
	MDB CAPITAL PROJECTS	8223								
	MDB-DEPOT PROJ	8223 01								
	MDB-WTR/SWR LINES	8223 02								
	MDB-HPD RENOVATION	8223 03								
	MDB-592 PROG 2001A PO	8223 04								
	MDB-FIRE STA #1	8223 05								
1797	MDB-CHURCH PROJ	8223 06	21566		5391	16175	25.0	24.9	2-	
	MDB-4TH ST WIDENING	8223 07								
	MDB-CHAIN PARK	8223 08								
7472	MDB-HUB CITY LOFTS	8223 09	90193		22380	67813	25.0	24.8	673-	.7-
9269	MDB CAPITAL PROJECT		111759		27770	83989	25.0	24.8	678-	.6-
	W&S USA YEAST 2002"B"N	8224								
9269	NOTE PRINCIPAL		111759		27770	83989	25.0	24.8	678-	.6-
	INTEREST ON NOTES									
	2005 STORM NOTE	8305								
	SAENGER SERIES 1999 NO	8331								
	MDB CAPITAL PROJECT NO	8333								
	MDB-DEPOT PROJ	8333 01								
	MDB-WTR/SWR LINES	8333 02								
	MDB-HPD RENOVATION	8333 03								
	MDB-592 PROG 2001A PO	8333 04								
	MDB-FIRE STA #1	8333 05								
387	MDB-CHURCH PROJ	8333 06	5500		1203	4297	25.0	21.8	688-	12.5-
	MDB-4TH ST WIDENING	8333 07								
	MDB-CHAIN PARK	8333 08								
2645	MDB-HUB CITY LOFTS	8333 09	31219		7973	23246	25.0	25.5	673	2.1
3032	MDB CAPITAL PROJECT		36719		9176	27543	25.0	24.9	14-	
	W&S USA YEAST 2002"B"N	8334								
3032	INTEREST ON NOTES		36719		9176	27543	25.0	24.9	14-	
	PAYING AGENT FEES									
	LEASE ISSUES	8401	3000		3000		25.0	100.0	9,000	300.0
	PAYING AGENT FEES		3000		3000		25.0	100.0	9,000	300.0
	CAPITAL LEASE PAYMENTS									
	COMPUTER LEASE-INFO.SY	8510								
	COMPUTER LEASE-POLICE	8511								
	POLICE CARS LEASE	8512	576000			576000	25.0		576,000-	100.0-

	EMER GENERATORS LEASE	8513								
	2012 EQUIP LEASE	8514								
	BUILDING LEASE	8515	900000			900000	25.0		900,000-	100.0-
	PUBLIC SAFETY COMPLEX	8516	175000		175000		25.0	100.0	524,999	299.9
	ENERGY PERFORMANCE IMP	8519	329665			329665	25.0		329,665-	100.0-
40509	SANITATION TRUCKS LEAS	8520	489020		121367	367653	25.0	24.8	3,551-	.7-
	SANITATION CANS LEASE	8521								
	SPECIAL TRUCKS LEASE	8523	52000			52000	25.0		52,000-	100.0-
	DUMP TRUCK LEASE	8525								
	DOWNTOWN LIGHTING	8531								
---			---	---	---	---	---	---	---	---
40509	CAPITAL LEASE PAYMEN		2521685		296367	2225318	25.0	11.7	1,336,217-	52.9-
	INTEREST ON CAPITAL LEA									
	COMPUTER LEASE-INFO SY	8610								
	COMPUTER LEASE-POLICE	8611								
	POLICE CARS LEASE	8612	18000			18000	25.0		18,000-	100.0-
	EMER GENERATORS LEASE	8613								
	2012 EQUIP LEASE	8614								
	BUILDING LEASE	8615								
	PUBLIC SAFETY COMPLEX	8616	228025		116200	111825	25.0	50.9	236,774	103.8
	ENERGY PERFORMANCE IMP	8619	193982			193982	25.0		193,982-	100.0-
867	SANITATION TRUCKS LEAS	8620	7499		2763	4736	25.0	36.8	3,553	47.3
	SANITATION CANS LEASE	8621								
	SPECIAL TRUCKS LEASE	8623	3000			3000	25.0		3,000-	100.0-
	DUMP TRUCK LEASE	8625								
	DOWNTOWN LIGHTING	8631								
---			---	---	---	---	---	---	---	---
867	INTEREST ON CAPITAL		450506		118963	331543	25.0	26.4	25,345	5.6
---			---	---	---	---	---	---	---	---
53678	DEBT SERVICE		3123669		455276	2668393	25.0	14.5	1,302,564-	41.6-
---			---	---	---	---	---	---	---	---
53678	EXPENDITURES		3123669		455276	2668393	25.0	14.5	1,302,564-	41.6-

001500 - GENERAL FUND-TRANSFERS

CITY OF HATTIESBURG
EXPENDITURE REPORT
ALL FUNDS
3 Months Ending 12/31/17

1/03/18

THIS MONTH ACTUAL		OBJ/SUB	ANNUAL BUDGET	OPEN PO & CONTRACTS	YTD ACTUAL	REMAINING BALANCE	PERCENT PLAN	PERCENT ACTUAL	....PROJECTED.... OVER/UNDER	%
	TRANSFERS TO OTHER FUND									
570000	T/T PARKS & RECREATION	9000 02	2570000		570000	2000000	25.0	22.1	290,000-	11.2-
	T/T MUN,FIRE PROTECTIO	9000 05								
	T/T SPECIAL STREET	9000 08								
	T/T 1994 GO-IND. DEVEL	9000 103								
	T/T GOVNMT. COMPLEX BL	9000 104								
	T/T UDAG PAYBACK	9000 108								
	T/T GROUP INSURANCE TR	9000 109								
	T/T CITY B & I	9000 13								
	T/T POL/FIRE DIS./RELI	9000 18								
	T/T 2003 TIF B&I-CHAUV	9000 22								
	T/T AIRPORT IMPROVEMEN	9000 39								
	T/T MASS TRANSIT OPER.	9000 73	230000		230000		25.0	100.0	690,000	300.0
	T/T W & S CONSTRUCTION	9000 75								
	T/T COMMUNITY CENTERS	9000 77	600000			600000	25.0		600,000-	100.0-
	T/T COMMUNITY DEVELOPM	9000 82								
	T/T '01 BOND CONSTR	9000 95								
	T/T MDB CAPITAL PROJ.F	9000 96								
	T/T KPZ CAPITAL	9000 98								
570000	TRANSFERS TO OTHER F		3400000		800000	2600000	25.0	23.5	199,999-	5.8-
570000	TRANSFERS		3400000		800000	2600000	25.0	23.5	199,999-	5.8-
570000	EXPENDITURES		3400000		800000	2600000	25.0	23.5	199,999-	5.8-

THIS MONTH ACTUAL		OBJ/SUB	ANNUAL BUDGET	OPEN PO & CONTRACTS	YTD ACTUAL	REMAINING BALANCE	PERCENT PLAN	PERCENT ACTUAL	....PROJECTED.... OVER/UNDER	%
	SALARIES									
3840	REGULAR WAGES	4000	50180		11520	38660	25.0	22.9	4,100-	8.1-
	DISASTER RECOVERY WAGE	4010								
41	OVERTIME	4300	1000		66	934	25.0	6.6	736-	73.6-
	DISASTER RECOVERY OVER	4310								
3881	SALARIES		51180		11586	39594	25.0	22.6	4,836-	9.4-
	EMPLOYEE BENEFITS									
611	STATE RETIREMENT	4600	8060		1825	6235	25.0	22.6	760-	9.4-
293	F.I.C.A. TAXES	4700	3920		875	3045	25.0	22.3	419-	10.6-
1160	HOSPITALIZATION INS.	4800	15600		3480	12120	25.0	22.3	1,680-	10.7-
	UNEMPLOYMENT BENEFITS	4900	500			500	25.0		500-	100.0-
	WORKMAN'S COMPENSATION	4910	3000			3000	25.0		3,000-	100.0-
2064	EMPLOYEE BENEFITS		31080		6180	24900	25.0	19.8	6,360-	20.4-
5945	PERSONAL SERVICES		82260		17766	64494	25.0	21.5	11,196-	13.6-
	OPERATING SUPPLIES									
	CLEANING/JANITORIAL SP	5100	450			450	25.0		450-	100.0-
	CHEMICALS	5130	1000			1000	25.0		1,000-	100.0-
423	GAS AND OIL	5250	6500		1560	4940	25.0	24.0	260-	4.0-
	LUBRICANTS	5255	200			200	25.0		200-	100.0-
	DIESEL FUEL	5257	1000			1000	25.0		1,000-	100.0-
	ASPHALT & ASPHALT PROD	5400								
	CONCRETE, CEMENT, ETC.	5405								
	SAND,CLAY,GRVL,FILL DI	5415								
	HORT./LANDSCAPING SPLY	5440								
	HAND TOOLS	5450	500			500	25.0		500-	100.0-
	MINOR EQUIPMENT	5460	1300			1300	25.0		1,300-	100.0-
	OTHER OPERATING MATL/S	5590	4400		360	4040	25.0	8.1	2,960-	67.2-
423	OPERATING SUPPLIES		15350		1920	13430	25.0	12.5	7,670-	49.9-
	REPAIR & MAINTENANCE SP									
	BUILDING MATERIALS & S	5600	1000			1000	25.0		1,000-	100.0-
39	ELECTRICAL SUPPLIES	5605	7450		996	6454	25.0	13.3	3,466-	46.5-
	PLUMBING SUPPLIES	5610	700			700	25.0		700-	100.0-
	STRUCTURAL STEEL & IRO	5620								
	PAINT AND PAINTING SPL	5650								
	MTR VEHICLE REP. PTS/S	5700	1000	1,712		712-	25.0		1,000-	100.0-
	COMMUNICATION REPAIR P	5750								
	AGRICLTRL REPAIR PTS/S	5755	2000			2000	25.0		2,000-	100.0-
	EXPENDABLE WELDING SPL	5770	700			700	25.0		700-	100.0-
	OTHER REPAIR/MAINT. SP	5990	10000		7259	2741	25.0	72.5	19,036	190.3

39	REPAIR & MAINTENANCE		22850	1,712	8255	12883	25.0	36.1	10,170	44.5
462	SUPPLIES AND EXPENSES		38200	1,712	10175	26313	25.0	26.6	2,500	6.5
	PROFESSIONAL SERVICES									
	APPRAISAL	6017								
	OTHER PROFESSIONAL SER	6049								
	PROFESSIONAL SERVICE									
	COMMUNICATIONS									
	TELEPHONE AND TELEGRAP	6060								
	COMMUNICATIONS									
	TRANSPORTATION									
	TRAVEL EXPENSE	6110								
	TRANSPORTATION									
	ADVERTISING									
	ADVERTISING	6150								
	ADVERTISING									
	PRINTING AND BINDING									
	PRINTING	6200								
	PRINTING AND BINDING									
	INSURANCE									
	FIRE & EXTENDED COVERA	6250								
	PUBLIC LIAB/PROPERTY D	6255								
	BOILER MACHINERY	6260								
	AUTOMOBILE INSURANCE	6265								
	INSURANCE									
	UTILITIES									
32	GAS	6300	1200		100	1100	25.0	8.3	800-	66.6-
1178	ELECTRICITY	6305	14000		3873	10127	25.0	27.6	1,492	10.6
	WATER	6315								
1210	UTILITIES		15200		3973	11227	25.0	26.1	691	4.5
	REPR/MAINT-OUTSIDE LABO									
	BUILDING R&M	6350	1000			1000	25.0		1,000-	100.0-
	STREETS & STRUCTURES R	6360								
	FIXED EQUIPMENT R&M	6380	2000		1500	500	25.0	75.0	4,000	200.0
	MINOR EQUIPMENT R&M	6382	500			500	25.0		500-	100.0-
	GENERATOR R&M	6383								
	MOTOR VEHICLE EQ. R&M	6384	2000			2000	25.0		2,000-	100.0-
	CONSTRUCTION EQUIP R&M	6386								
	AGRICULTURAL EQ. R&M	6387	1000			1000	25.0		1,000-	100.0-
	COMMUNICATION EQ. R&M	6390								
	DISINFECT./EXTERMINATI	6394	800		90	710	25.0	11.2	440-	55.0-
	OTHER REPAIRS AND MAIN	6399	58550		17434	41117	25.0	29.7	11,185	19.1

	REPR/MAINT-OUTSIDE L		65850		19024	46827	25.0	28.8	10,245	15.5
	RENTALS									
	LAND RENT	6400								
	CYLINDER RENT	6425	200			200	25.0		200-	100.0-
	UNIFORM RENT	6430	750			750	25.0		750-	100.0-
	OTHER RENT	6449	2000			2000	25.0		2,000-	100.0-
	RENTALS		2950			2950	25.0		2,950-	100.0-
	OTHER SERVICES & CHARGE									
	DUES AND MEMBERSHIPS	6840								
	REGISTRATION FEE/TUITI	6845	958			958	25.0		958-	100.0-
	SERVICES NOT SPECIFIED	6999	1000			1000	25.0		1,000-	100.0-
	OTHER SERVICES & CHA		1958			1958	25.0		1,958-	100.0-
1210	OTHER SERVICES & CHAR		85958		22996	62962	25.0	26.7	6,025	7.0
	LAND									
	LEASEHOLDS	7020								
	LAND									
	BUILDING/BLD IMPROVEMEN									
	BUILDINGS	7100								
	STORAGE SHED	7100 23								
	BUILDINGS									
	BUILDING IMPROVEMENTS	7150								
	HANGER #3 IMPROVEMENT	7150 32								
	BUILDING IMPROVEMEN									
	BUILDING/BLD IMPROVE									
	IMPROVEMENT OTHER THAN									
	DRAINS	7215								
	OTHER IMPROVEMENTS	7295								
	IMPROVEMENT OTHER TH									
	MACHINERY AND EQUIPMENT									
	AGRICULTURAL EQUIPMENT	7335								
	CONSTRUCTION EQUIPMENT	7345								
	COMMUNICATION EQUIPMEN	7355								
	OTHER EQUIPMENT	7399								
	MACHINERY AND EQUIPM									
	VEHICLES									
	PICK UP TRUCKS	7420								
	SPECIAL TRUCKS	7450								

	VEHICLES								
---		---	---	---	---	---	---	---	---
	CAPITAL OUTLAY								
---		---	---	---	---	---	---	---	---
7616	EXPENDITURES	206418	1,712	50937	153769	25.0	24.6	2,670-	1.2-

THIS MONTH ACTUAL		OBJ/SUB	ANNUAL BUDGET	OPEN PO & CONTRACTS	YTD ACTUAL	REMAINING BALANCE	PERCENT PLAN	PERCENT ACTUAL	....PROJECTED.... OVER/UNDER	%
	SALARIES									
33392	REGULAR WAGES	4000	480313		98344	381969	25.0	20.4	86,937-	18.1-
	DISASTER RECOVERY WAGE	4010								
2276	OVERTIME	4300	19000		6496	12504	25.0	34.1	6,983	36.7
	DISASTER RECOVERY OVER	4310								
35668	SALARIES		499313		104839	394474	25.0	20.9	79,957-	16.0-
	EMPLOYEE BENEFITS									
5618	STATE RETIREMENT	4600	78645		16533	62112	25.0	21.0	12,513-	15.9-
2665	F.I.C.A. TAXES	4700	38200		7840	30360	25.0	20.5	6,840-	17.9-
9858	HOSPITALIZATION INS.	4800	140400		26389	114011	25.0	18.7	34,844-	24.8-
	UNEMPLOYMENT BENEFITS	4900	1000			1000	25.0		1,000-	100.0-
	WORKMAN'S COMPENSATION	4910	20000			20000	25.0		20,000-	100.0-
18140	EMPLOYEE BENEFITS		278245		50761	227484	25.0	18.2	75,201-	27.0-
53808	PERSONAL SERVICES		777558		155600	621958	25.0	20.0	155,157-	19.9-
	OFFICE SUPPLIES									
	PAPER	5003	100			100	25.0		100-	100.0-
	PRINTED FORMS	5005								
	OTHER EXPENDABLE OFF.S	5010	1590		518	1072	25.0	32.5	482	30.3
	MINOR OFFICE EQUIP/FUR	5020	1110		128	982	25.0	11.5	597-	53.7-
	PUBLIC EDUCATION MAT'L	5032								
	PHOTO SUPPLIES	5040								
	SUBSCRIPTIONS,MAGS,MAP	5050								
	BOOKS	5070								
	OFFICE SUPPLIES		2800		646	2154	25.0	23.0	216-	7.7-
	OPERATING SUPPLIES									
	CLEANING/JANITORIAL SP	5100	2000		188	1812	25.0	9.4	1,247-	62.3-
	FOOD	5115								
	MEDICAL SUPPLIES	5120								
	CHEMICALS	5130	2700			2700	25.0		2,700-	100.0-
1383	GAS AND OIL	5250	24000		4655	19345	25.0	19.3	5,379-	22.4-
	LUBRICANTS	5255	500			500	25.0		500-	100.0-
1013	DIESEL FUEL	5257	18000		2802	15198	25.0	15.5	6,792-	37.7-
	WEARING APPAREL	5355	2100			2100	25.0		2,100-	100.0-
	ASPHALT & ASPHALT PROD	5400								
	CONCRETE, CEMENT, ETC.	5405	200			200	25.0		200-	100.0-
	SAND,CLAY,GRVL,FILL DI	5415	3000			3000	25.0		3,000-	100.0-
	DRAINAGE PIPE & CULVER	5420								
	HORT./LANDSCAPING SPLY	5440	4000		1762	2238	25.0	44.0	3,047	76.1
	HAND TOOLS	5450	800		160	640	25.0	20.0	160-	20.0-

	MINOR EQUIPMENT	5460	3500		114	3386	25.0	3.2	3,044-	86.9-
	PUMPING EQUIPMENT PART	5495								
	TRAFFIC SIGNS	5545								
	OTHER OPERATING MATL/S	5590	500			500	25.0		500-	100.0-
2396	OPERATING SUPPLIES		61300		9680	51620	25.0	15.7	22,579-	36.8-
	REPAIR & MAINTENANCE SP									
	BUILDING MATERIALS & S	5600	2000			2000	25.0		2,000-	100.0-
	ELECTRICAL SUPPLIES	5605	500			500	25.0		500-	100.0-
	PLUMBING SUPPLIES	5610	500			500	25.0		500-	100.0-
	STRUCTURAL STEEL & IRO	5620								
	PAINT AND PAINTING SPL	5650								
1972	MTR VEHICLE REP. PTS/S	5700	11000		3436	7564	25.0	31.2	2,743	24.9
	COMMUNICATION REPAIR P	5750	500			500	25.0		500-	100.0-
140	AGRICLTRL REPAIR PTS/S	5755	5000		959	4041	25.0	19.1	1,163-	23.2-
	EXPENDABLE WELDING SPL	5770								
	OTHER REPAIR/MAINT. SP	5990	100			100	25.0		100-	100.0-
	DISASTER REPAIR SUPPLI	5995	1250			1250	25.0		1,250-	100.0-
2112	REPAIR & MAINTENANCE		20850		4395	16455	25.0	21.0	3,270-	15.6-
4508	SUPPLIES AND EXPENSES		84950		14721	70229	25.0	17.3	26,066-	30.6-
	PROFESSIONAL SERVICES									
	ENGINEERING	6015								
	LEGAL	6025								
	MEDICAL	6027								
308	OTHER PROFESSIONAL SER	6049	3800		924	2876	25.0	24.3	104-	2.7-
308	PROFESSIONAL SERVICE		3800		924	2876	25.0	24.3	104-	2.7-
	COMMUNICATIONS									
229	TELEPHONE AND TELEGRAP	6060	1500		458	1042	25.0	30.5	332	22.1
229	COMMUNICATIONS		1500		458	1042	25.0	30.5	332	22.1
	TRANSPORTATION									
	TRAVEL EXPENSE	6110	1000		213	787	25.0	21.3	148-	14.8-
	FREIGHT	6120	175			175	25.0		175-	100.0-
	TRANSPORTATION		1175		213	962	25.0	18.1	323-	27.4-
	ADVERTISING									
	ADVERTISING	6150								
	ADVERTISING									
	PRINTING AND BINDING									
	PRINTING	6200								
	BLUELINES	6210								
	PRINTING AND BINDING									
	INSURANCE									
	FIRE & EXTENDED COVERA	6250								
	PUBLIC LIAB/PROPERTY D	6255								
	AUTOMOBILE INSURANCE	6265								

	INSURANCE									
	UTILITIES									
19	GAS	6300	1000		45	955	25.0	4.5	820-	82.0-
426	ELECTRICITY	6305	7126		1533	5593	25.0	21.5	994-	13.9-
	WATER	6315								
445	UTILITIES		8126		1578	6548	25.0	19.4	1,814-	22.3-
	REPR/MAINT-OUTSIDE LABO									
	BUILDING R&M	6350	500			500	25.0		500-	100.0-
	ELECTRICAL R&M	6355								
	PLUMBING EQUIPMENT R&M	6357								
	STREETS & STRUCTURES R	6360	13400			13400	25.0		13,400-	100.0-
	OFFICE EQUIPMENT R&M	6365	135			135	25.0		135-	100.0-
	FIXED EQUIPMENT R&M	6380								
	MINOR EQUIPMENT R&M	6382								
	MOTOR VEHICLE EQ. R&M	6384	12915		800	12115	25.0	6.1	9,714-	75.2-
520	CONSTRUCTION EQUIP R&M	6386	8500		520	7980	25.0	6.1	6,420-	75.5-
	AGRICULTURAL EQ. R&M	6387	700			700	25.0		700-	100.0-
	COMMUNICATION EQ. R&M	6390								
	CLEANING AND PAINTING	6392								
	DISINFECT./EXTERMINATI	6394	1000		100	900	25.0	10.0	600-	60.0-
	SIGN PAINTING	6396								
	TOW IN CHARGES	6398	1100			1100	25.0		1,100-	100.0-
	OTHER REPAIRS AND MAIN	6399	1500			1500	25.0		1,500-	100.0-
520	REPR/MAINT-OUTSIDE L		39750		1420	38330	25.0	3.5	34,070-	85.7-
	RENTALS									
	MACHINERY RENT	6420	1550		1511	39	25.0	97.4	4,494	289.9
	CYLINDER RENT	6425								
299	UNIFORM RENT	6430	3500		822	2678	25.0	23.4	212-	6.0-
79	MOP-MAT-RAG RENT	6435	1350		204	1146	25.0	15.1	534-	39.5-
377	RENTALS		6400		2538	3862	25.0	39.6	3,752	58.6
	OTHER SERVICES & CHARGE									
	THEFT LOSS	6818	10			10	25.0		10-	100.0-
	DUES AND MEMBERSHIPS	6840	290		165	125	25.0	56.8	370	127.5
	REGISTRATION FEE/TUITI	6845	300		250	50	25.0	83.3	699	233.0
	SERVICES NOT SPECIFIED	6999								
	OTHER SERVICES & CHA		600		415	185	25.0	69.1	1,059	176.5
1879	OTHER SERVICES & CHAR		61351		7545	53806	25.0	12.2	31,171-	50.8-
	LAND									
350	LAND	7000	5000		1050	3950	25.0	21.0	800-	16.0-
	SITE IMPROVEMENT	7045	70000			70000	25.0		70,000-	100.0-
350	LAND		75000		1050	73950	25.0	1.4	70,800-	94.4-
	BUILDING/BLD IMPROVEMEN									
	BUILDINGS	7100	3000			3000	25.0		3,000-	100.0-
	BUILDING IMPROVEMENTS	7150								

	HIGHLAND	7150 13								
	BUILDING IMPROVEMEN									
	BUILDING/BLD IMPROVE		3000			3000	25.0		3,000-	100.0-
	IMPROVEMENT OTHER THAN									
	FENCES/RAILINGS	7212								
	DRAINS	7215								
	STREETS & ROADWAYS	7230								
	LANDSCAPING	7250	3000			3000	25.0		3,000-	100.0-
	C & N TREE GRANT	7250 02								
	LANDSCAPING		3000			3000	25.0		3,000-	100.0-
	OTHER IMPROVEMENTS	7295								
	IMPROVEMENT OTHER TH		3000			3000	25.0		3,000-	100.0-
	MACHINERY AND EQUIPMENT									
	OFFICE FURN/EQUIP.	7325								
	AGRICULTURAL EQUIPMENT	7335	12000			12000	25.0		12,000-	100.0-
	CONSTRUCTION EQUIPMENT	7345								
	COMMUNICATION EQUIPMEN	7355								
	PIPE	7370								
	OTHER EQUIPMENT	7399								
	MACHINERY AND EQUIPM		12000			12000	25.0		12,000-	100.0-
	VEHICLES									
	AUTOMOBILES	7400								
	PICK UP TRUCKS	7420								
	DUMP TRUCKS	7440								
	VEHICLES									
350	CAPITAL OUTLAY		93000		1050	91950	25.0	1.1	88,800-	95.4-
60545	EXPENDITURES		1016859		178917	837942	25.0	17.5	301,191-	29.6-

THIS MONTH ACTUAL		OBJ/SUB	ANNUAL BUDGET	OPEN PO & CONTRACTS	YTD ACTUAL	REMAINING BALANCE	PERCENT PLAN	PERCENT ACTUAL	....PROJECTED.... OVER/UNDER	%
	SALARIES									
10332	REGULAR WAGES	4000	168420		31671	136749	25.0	18.8	41,736-	24.7-
	DISASTER RECOVERY WAGE	4010								
59	OVERTIME	4300	2100		304	1796	25.0	14.4	884-	42.0-
	DISASTER RECOVERY OVER	4310								
10391	SALARIES		170520		31975	138545	25.0	18.7	42,620-	24.9-
	EMPLOYEE BENEFITS									
1243	STATE RETIREMENT	4600	26860		3750	23110	25.0	13.9	11,860-	44.1-
742	F.I.C.A. TAXES	4700	13050		2289	10761	25.0	17.5	3,894-	29.8-
1160	HOSPITALIZATION INS.	4800	23400		3480	19920	25.0	14.8	9,480-	40.5-
	UNEMPLOYMENT BENEFITS	4900	500			500	25.0		500-	100.0-
	WORKMAN'S COMPENSATION	4910	4000			4000	25.0		4,000-	100.0-
3146	EMPLOYEE BENEFITS		67810		9519	58291	25.0	14.0	29,734-	43.8-
13537	PERSONAL SERVICES		238330		41494	196836	25.0	17.4	72,354-	30.3-
	OFFICE SUPPLIES									
	PAPER	5003								
	PRINTED FORMS	5005								
	OTHER EXPENDABLE OFF.S	5010	600		5	595	25.0	.8	579-	96.5-
	MINOR OFFICE EQUIP/FUR	5020	600			600	25.0		600-	100.0-
	COMPUTER SUPPLIES	5080								
	OFFICE SUPPLIES		1200		5	1195	25.0	.4	1,179-	98.2-
	OPERATING SUPPLIES									
	CLEANING/JANITORIAL SP	5100	300			300	25.0		300-	100.0-
	CHEMICALS	5130	50			50	25.0		50-	100.0-
24	GAS AND OIL	5250	1400		24	1376	25.0	1.7	1,304-	93.1-
	WEARING APPAREL	5355	500			500	25.0		500-	100.0-
	HORT./LANDSCAPING SPLY	5440								
	MINOR EQUIPMENT	5460	2000		35	1966	25.0	1.7	1,859-	92.9-
	OTHER OPERATING MATL/S	5590	600		48	552	25.0	8.0	408-	68.0-
24	OPERATING SUPPLIES		4850		106	4744	25.0	2.1	4,426-	91.2-
	REPAIR & MAINTENANCE SP									
	ELECTRICAL SUPPLIES	5605	1500	51		1450	25.0		1,500-	100.0-
	PAINT AND PAINTING SPL	5650	1020	851		169	25.0		1,020-	100.0-
	MTR VEHICLE REP. PTS/S	5700	280			280	25.0		280-	100.0-
	REPAIR & MAINTENANCE		2800	902		1899	25.0		2,800-	100.0-
24	SUPPLIES AND EXPENSES		8850	902	111	7838	25.0	1.2	8,406-	94.9-

	COMMUNICATIONS									
	TELEPHONE AND TELEGRAP	6060								
	POSTAGE	6070								
	COMMUNICATIONS									
	INSURANCE									
	PUBLIC LIAB/PROPERTY D	6255								
	AUTOMOBILE INSURANCE	6265								
	INSURANCE									
	UTILITIES									
1154	ELECTRICITY	6305	16000		3228	12772	25.0	20.1	3,088-	19.3-
1154	UTILITIES		16000		3228	12772	25.0	20.1	3,088-	19.3-
	REPR/MAINT-OUTSIDE LABO									
	BUILDING R&M	6350	10000	75		9925	25.0		10,000-	100.0-
	ELECTRICAL R&M	6355	100			100	25.0		100-	100.0-
	PLUMBING EQUIPMENT R&M	6357	500			500	25.0		500-	100.0-
	OFFICE EQUIPMENT R&M	6365								
	FIXED EQUIPMENT R&M	6380	10000			10000	25.0		10,000-	100.0-
330	MOTOR VEHICLE EQ. R&M	6384	2000		330	1670	25.0	16.5	680-	34.0-
	SIGN PAINTING	6396	500			500	25.0		500-	100.0-
	TOW IN CHARGES	6398	150			150	25.0		150-	100.0-
468	OTHER REPAIRS AND MAIN	6399	6000		1405	4595	25.0	23.4	380-	6.3-
799	REPR/MAINT-OUTSIDE L		29250	75	1736	27439	25.0	5.9	22,305-	76.2-
	RENTALS									
1944	PARKING GARAGE/LOT REN	6402	25000		6056	18944	25.0	24.2	775-	3.1-
	OTHER RENT	6449	100			100	25.0		100-	100.0-
1944	RENTALS		25100		6056	19044	25.0	24.1	875-	3.4-
3897	OTHER SERVICES & CHAR		70350	75	11020	59255	25.0	15.6	26,270-	37.3-
	LAND									
	LAND	7000								
	LEASEHOLDS	7020								
	LAND									
	IMPROVEMENT OTHER THAN									
	FENCES/RAILINGS	7212								
	PARKING LOT/DRIVEWAY	7227								
	PARKING LOTS-GENERAL	7227 01								
	PINE ST GARAGE	7227 02								
	PARKING LOT/DRIVEWA									
	IMPROVEMENT OTHER TH									
	MACHINERY AND EQUIPMENT									
	OFFICE FURN/EQUIP.	7325								

	MACHINERY AND EQUIPM									
	VEHICLES									
	AUTOMOBILES	7400								
---			---	---	---	---	---	---	---	---
	VEHICLES									
---			---	---	---	---	---	---	---	---
	CAPITAL OUTLAY									
---			---	---	---	---	---	---	---	---
17457	EXPENDITURES		317530	977	52625	263928	25.0	16.5	107,029-	33.7-

THIS MONTH ACTUAL		OBJ/SUB	ANNUAL BUDGET	OPEN PO & CONTRACTS	YTD ACTUAL	REMAINING BALANCE	PERCENT PLAN	PERCENT ACTUAL	....PROJECTED.... OVER/UNDER	%
	SALARIES									
53633	REGULAR WAGES	4000	844035		156573	687462	25.0	18.5	217,743-	25.7-
	DISASTER RECOVERY WAGE	4010								
1593	OVERTIME	4300	35000		7765	27235	25.0	22.1	3,940-	11.2-
	DISASTER RECOVERY OVER	4310								
55226	SALARIES		879035		164337	714698	25.0	18.6	221,687-	25.2-
	EMPLOYEE BENEFITS									
8824	STATE RETIREMENT	4600	138450		25883	112567	25.0	18.6	34,917-	25.2-
4135	F.I.C.A. TAXES	4700	66810		12306	54504	25.0	18.4	17,586-	26.3-
16240	HOSPITALIZATION INS.	4800	249600		48140	201460	25.0	19.2	57,039-	22.8-
	UNEMPLOYMENT BENEFITS	4900	5000		235	4765	25.0	4.7	4,060-	81.2-
	WORKMAN'S COMPENSATION	4910	30000			30000	25.0		30,000-	100.0-
29199	EMPLOYEE BENEFITS		489860		86565	403295	25.0	17.6	143,600-	29.3-
84425	PERSONAL SERVICES		1368895		250902	1117993	25.0	18.3	365,287-	26.6-
	OFFICE SUPPLIES									
	PAPER	5003								
	PRINTED FORMS	5005								
253	OTHER EXPENDABLE OFF.S	5010	2300		418	1882	25.0	18.1	628-	27.3-
	MINOR OFFICE EQUIP/FUR	5020	14364			14364	25.0		14,364-	100.0-
	PHOTO SUPPLIES	5040								
	BOOKS	5070								
	COMPUTER SUPPLIES	5080								
253	OFFICE SUPPLIES		16664		418	16246	25.0	2.5	14,992-	89.9-
	OPERATING SUPPLIES									
482	CLEANING/JANITORIAL SP	5100	16000	1,381	1685	12934	25.0	10.5	9,259-	57.8-
	MEDICAL SUPPLIES	5120	400			400	25.0		400-	100.0-
303	CHEMICALS	5130	32000	144	5944	25912	25.0	18.5	8,224-	25.7-
4224	GAS AND OIL	5250	61000		16523	44477	25.0	27.0	5,092	8.3
565	LUBRICANTS	5255	3000	356	1168	1475	25.0	38.9	1,671	55.7
	DIESEL FUEL	5257	2500		126	2374	25.0	5.0	1,996-	79.8-
	WEARING APPAREL	5355	3000		1003	1997	25.0	33.4	1,011	33.7
	ASPHALT & ASPHALT PROD	5400								
	CONCRETE, CEMENT, ETC.	5405	1000		255	745	25.0	25.5	20	2.0
323	SAND,CLAY,GRVL,FILL DI	5415	16500	200	491	15810	25.0	2.9	14,535-	88.0-
499	HORT./LANDSCAPING SPLY	5440	47000	4,285	19173	23542	25.0	40.7	29,692	63.1
	HAND TOOLS	5450	3500		168	3333	25.0	4.8	2,828-	80.8-
	MINOR EQUIPMENT	5460	12600		200	12400	25.0	1.5	11,799-	93.6-
3694	RECREATIONAL SUPPLIES	5510	28000		7474	20526	25.0	26.6	1,895	6.7
488	OTHER OPERATING MATL/S	5590	6000		2767	3233	25.0	46.1	5,067	84.4

	OTHER OPER.MATLS-KAB	5591	6000			6000	25.0		6,000-	100.0-
10576	OPERATING SUPPLIES		238500	6,366	56976	175157	25.0	23.8	10,596-	4.4-
	REPAIR & MAINTENANCE SP									
3850	BUILDING MATERIALS & S	5600	52850	5,001	4946	42903	25.0	9.3	33,065-	62.5-
	ELECTRICAL SUPPLIES	5605	25000	6,463	675	17862	25.0	2.7	22,300-	89.2-
69	PLUMBING SUPPLIES	5610	8500	78	2768	5653	25.0	32.5	2,572	30.2
	STRUCTURAL STEEL & IRO	5620	500			500	25.0		500-	100.0-
426	PAINT AND PAINTING SPL	5650	16000	77	6634	9288	25.0	41.4	10,535	65.8
456	MTR VEHICLE REP. PTS/S	5700	18000	345	3611	14044	25.0	20.0	3,555-	19.7-
123	COMMUNICATION REPAIR P	5750	1700		556	1144	25.0	32.7	523	30.7
1385	AGRICLTRL REPAIR PTS/S	5755	35000	243	4983	29774	25.0	14.2	15,068-	43.0-
	OTHER REPAIR/MAINT. SP	5990	1500			1500	25.0		1,500-	100.0-
	VANDALISM REPAIR PARTS	5992								
	REPR SPLY-8/29/05 STOR	5995	10000		541	9459	25.0	5.4	7,836-	78.3-
6310	REPAIR & MAINTENANCE		169050	12,207	24715	132127	25.0	14.6	70,190-	41.5-
17140	SUPPLIES AND EXPENSES		424214	18,573	82110	323530	25.0	19.3	95,774-	22.5-
	PROFESSIONAL SERVICES									
	CONSULTANT SERV/SURVEY	6020	9904			9904	25.0		9,904-	100.0-
	OTHER PROFESSIONAL SER	6049	28947	1,886		27061	25.0		28,947-	100.0-
	PROFESSIONAL SERVICE		38851	1,886		36965	25.0		38,851-	100.0-
	COMMUNICATIONS									
502	TELEPHONE AND TELEGRAP	6060	2300		944	1356	25.0	41.0	1,476	64.1
	POSTAGE	6070	100			100	25.0		100-	100.0-
502	COMMUNICATIONS		2400		944	1456	25.0	39.3	1,376	57.3
	TRANSPORTATION									
	TRAVEL EXPENSE	6110	450			450	25.0		450-	100.0-
330	FREIGHT	6120	5778	750	961	4067	25.0	16.6	1,934-	33.4-
330	TRANSPORTATION		6228	750	961	4517	25.0	15.4	2,384-	38.2-
	ADVERTISING									
	ADVERTISING	6150	3500			3500	25.0		3,500-	100.0-
	ADVERTISING		3500			3500	25.0		3,500-	100.0-
	PRINTING AND BINDING									
	PRINTING	6200	300			300	25.0		300-	100.0-
	PRINTING AND BINDING		300			300	25.0		300-	100.0-
	INSURANCE									
	PUBLIC LIAB/PROPERTY D	6255								
	AUTOMOBILE INSURANCE	6265								
	OTHER INSURANCE	6299								
	INSURANCE									
	UTILITIES									
	GAS	6300								
1090	ELECTRICITY	6305	15000		2376	12624	25.0	15.8	5,496-	36.6-

1090	UTILITIES		15000		2376	12624	25.0	15.8	5,496-	36.6-
	REPR/MAINT-OUTSIDE LABO									
	BUILDING R&M	6350	32685		6870	25815	25.0	21.0	5,205-	15.9-
	DISASTER REPAIRS	6351	100000			100000	25.0		100,000-	100.0-
	8/29 WALKING TRL PW44	6351 01								
	8/29 DOLEAC VARI PWs	6351 02								
	8/29 ZOO FENCE PW3962	6351 03								
	8/29 TATUM PW1565	6351 04								
	8/29 DAHMER PW1554	6351 05								
	8/29 AFRICA EXH PW387	6351 06								
	8/29 DAHMER EQ PW4497	6351 07								
	8/29 DUNCAN LK PW1609	6351 08								
	8/29 JAYCEE PK PW1562	6351 09								
	8/29 ZOO TRACK PW5143	6351 10								
	BUILDING R&M		132685		6870	125815	25.0	5.1	105,205-	79.2-
	8/29/05 STORM REPAIRS	6353								
	ELECTRICAL R&M	6355	14500		4765	9735	25.0	32.8	4,559	31.4
320	PLUMBING EQUIPMENT R&M	6357	5175		4408	768	25.0	85.1	12,456	240.6
	STREETS & STRUCTURES R	6360	52850			52850	25.0		52,850-	100.0-
	OFFICE EQUIPMENT R&M	6365								
	FIXED EQUIPMENT R&M	6380	20700			20700	25.0		20,700-	100.0-
	MINOR EQUIPMENT R&M	6382								
36	MOTOR VEHICLE EQ. R&M	6384	9000		861	8139	25.0	9.5	5,556-	61.7-
511	AGRICULTURAL EQ. R&M	6387	17500		1941	15559	25.0	11.0	9,736-	55.6-
475	COMMUNICATION EQ. R&M	6390	2000		1070	930	25.0	53.5	2,280	114.0
	DISINFECT./EXTERMINATI	6394	1800		355	1445	25.0	19.7	380-	21.1-
105	SIGN PAINTING	6396	10000		105	9895	25.0	1.0	9,580-	95.8-
150	TOW IN CHARGES	6398	750		375	375	25.0	50.0	750	100.0
	OTHER REPAIRS AND MAIN	6399	3000		2750	250	25.0	91.6	8,000	266.6
1597	REPR/MAINT-OUTSIDE L		269960		23499	246461	25.0	8.7	175,964-	65.1-
	RENTALS									
416	MACHINERY RENT	6420	5850		5408	441	25.0	92.4	15,782	269.7
	CYLINDER RENT	6425								
407	UNIFORM RENT	6430	6000		1409	4591	25.0	23.4	363-	6.0-
730	OTHER RENT	6449	15700	100-	4056	11745	25.0	25.8	524	3.3
1553	RENTALS		27550	100-	10873	16777	25.0	39.4	15,941	57.8
	OTHER SERVICES & CHARGE									
	DUES AND MEMBERSHIPS	6840	650			650	25.0		650-	100.0-
	REGISTRATION FEE/TUITI	6845	1800			1800	25.0		1,800-	100.0-
310	CUSTODIAL SERVICE	6870	3000		930	2070	25.0	31.0	720	24.0
1750	SERVICES NOT SPECIFIED	6999	248623	17,020	8410	223193	25.0	3.3	214,983-	86.4-
2060	OTHER SERVICES & CHA		254073	17,020	9340	227713	25.0	3.6	216,713-	85.2-
7132	OTHER SERVICES & CHAR		617862	19,556	47993	550313	25.0	7.7	425,889-	68.9-
	LAND	7000								
	BUILDING/BLD IMPROVEMEN									

	BUILDINGS	7100								
	DAHMER PARK	7100 08								
	TATUM PARK	7100 10								
	SAENGER BLD/JDS CTR.	7100 19								
	BUILDINGS									
	BUILDING IMPROVEMENTS	7150								
	REC.CENTER (OLD YMCA)	7150 10								
	BURGER CTR(6TH ST)	7150 12								
	GROUNDS MAINT,SHOP	7150 31								
	UNETTA STREET GYM	7150 36								
	BUILDING IMPROVEMEN									
	BUILDING/BLD IMPROVE									
	IMPROVEMENT OTHER THAN									
	PARKING LOT/DRIVEWAY	7227								
1703	PARK & PLAYGROUND LIGH	7240	150000		1703	148297	25.0	1.1	143,187-	95.4-
	SMOKEY HERRINGTON FIEL	7243								
	TRACKS	7244								
	JAYCEE BALLPK/WORLD SE	7248								
	LANDSCAPING	7250								
	MDOT-INTERCHANGE ENHA	7250 01								
	TREE RECOVERY (GRANT)	7250 02								
	DOWNTOWN LANDSCAPING	7250 03								
	LANDSCAPING									
	POOLS	7252								
	DAHMER POOL	7252 01	65000			65000	25.0		65,000-	100.0-
	REC CENTER POOL	7252 02								
	5TH STREET POOL	7252 03								
	CITY PARK-BUSCHMAN	7252 04								
	BEN MCNAIR POOL	7252 05								
	POOLS		65000			65000	25.0		65,000-	100.0-
	RECREATION IMPROVEMENT	7256								
	TATUM PARK	7256 01	140000			140000	25.0		140,000-	100.0-
1234	PEOPLE'S PARK-PALMERS	7256 03	150000		1234	148766	25.0	.8	145,064-	96.7-
	TIPTON STREET	7256 04								
	9TH STREET BALLPARK	7256 05								
	JAYCEE BALLPARK	7256 06								
	5TH STREET COMM. CTR.	7256 07								
	SAN ANTONIO SCORE BOO	7256 10								
	HOPE PARK	7256 11								
	MOBILE ST. POCKET PAR	7256 14								
	MILTON BARNES WALKING	7256 15								
1234	RECREATION IMPROVEM		290000		1234	288766	25.0	.4	285,064-	98.2-
	OTHER IMPROVEMENTS	7295								
	KAMPER PK TENNIS/WLK	7295 03								
	THAMES ELEMENTARY	7295 05								
	TIMBERTON IMPROVEMENT	7295 13								

	PLAYGROUND IMPROVEMEN	7295 15									
	DAHMER PARK	7295 18									
	CAMERON FIELD	7295 19									
	REC.FAC. - STORM DAMA	7295 40									
	DUNCAN LAKE	7295 42									
	CHAIN PARK	7295 43									
	VETERAN'S PARK	7295 46									
	TATUM PARK/DIXIE YOUT	7295 49									
	KATZ PARK WALL	7295 50									
	TOWN SQUARE PARK	7295 52									
	MISC.OTHER IMPROVEMEN	7295 99									
---			---	---	---	---	---	---	---	---	
	OTHER IMPROVEMENTS										
---			---	---	---	---	---	---	---	---	
2938	IMPROVEMENT OTHER TH		505000		2938	502062	25.0	.5	493,248-	97.6-	
	MACHINERY AND EQUIPMENT										
	8/29/05 STORM EQUIP	7302									
	OFFICE FURN/EQUIP.	7325									
	DATA PROCESSING EQUIP.	7327									
	AGRICULTURAL EQUIPMENT	7335	67500	7,154	24133	36213	25.0	35.7	29,031	43.0	
	RECREATIONAL EQUIPMENT	7350									
	COMMUNICATION EQUIPMEN	7355									
	OTHER EQUIPMENT	7399									
---			---	---	---	---	---	---	---	---	
	MACHINERY AND EQUIPM		67500	7,154	24133	36213	25.0	35.7	29,031	43.0	
	VEHICLES										
	BUSES	7410									
	PICK UP TRUCKS	7420									
	SPECIAL TRUCKS	7450									
---			---	---	---	---	---	---	---	---	
	VEHICLES										
---			---	---	---	---	---	---	---	---	
2938	CAPITAL OUTLAY		572500	7,154	27071	538276	25.0	4.7	464,215-	81.0-	
---			---	---	---	---	---	---	---	---	
111635	EXPENDITURES		2983471	45,283	408075	2530112	25.0	13.6	1,351,171-	45.2-	

THIS MONTH ACTUAL		OBJ/SUB	ANNUAL BUDGET	OPEN PO & CONTRACTS	YTD ACTUAL	REMAINING BALANCE	PERCENT PLAN	PERCENT ACTUAL	....PROJECTED.... OVER/UNDER	%
	SALARIES									
21590	REGULAR WAGES	4000	347233		54540	292693	25.0	15.7	129,073-	37.1-
	DISASTER RECOVERY WAGE	4010								
5	OVERTIME	4300			8	8-			32	
	DISASTER RECOVERY OVER	4310								
21595	SALARIES		347233		54549	292684	25.0	15.7	129,037-	37.1-
	EMPLOYEE BENEFITS									
3401	STATE RETIREMENT	4600	54700		8591	46109	25.0	15.7	20,335-	37.1-
1639	F.I.C.A. TAXES	4700	26570		4029	22541	25.0	15.1	10,454-	39.3-
2900	HOSPITALIZATION INS.	4800	46800		9860	36940	25.0	21.0	7,359-	15.7-
	UNEMPLOYMENT BENEFITS	4900	500			500	25.0		500-	100.0-
	WORKMAN'S COMPENSATION	4910	15000			15000	25.0		15,000-	100.0-
7940	EMPLOYEE BENEFITS		143570		22480	121090	25.0	15.6	53,650-	37.3-
29535	PERSONAL SERVICES		490803		77029	413774	25.0	15.6	182,687-	37.2-
	OFFICE SUPPLIES									
	PAPER	5003	1350		5-	1355	25.0	.3	1,329-	98.4-
	PRINTED FORMS	5005								
	OTHER EXPENDABLE OFF.S	5010	2000		711	1289	25.0	35.5	844	42.2
	MINOR OFFICE EQUIP/FUR	5020								
	SUBSCRIPTIONS,MAGS,MAP	5050								
	BOOKS	5070								
	COMPUTER SUPPLIES	5080	8100			8100	25.0		8,100-	100.0-
	OFFICE SUPPLIES		11450		707	10743	25.0	6.1	8,621-	75.2-
	OPERATING SUPPLIES									
	CLEANING/JANITORIAL SP	5100								
	HOUSEHOLD SUPPLIES	5110								
	FOOD	5115								
	MEDICAL SUPPLIES	5120	200			200	25.0		200-	100.0-
	CHEMICALS	5130	8500			8500	25.0		8,500-	100.0-
	SERVE-SAFE SUPPLIES	5155	200			200	25.0		200-	100.0-
161	GAS AND OIL	5250	9300		631	8669	25.0	6.7	6,776-	72.8-
	LUBRICANTS	5255								
	OTHER FUEL	5260								
	WEARING APPAREL	5355	850			850	25.0		850-	100.0-
	CONCRETE, CEMENT, ETC.	5405								
	SAND,CLAY,GRVL,FILL DI	5415								
	HORT./LANDSCAPING SPLY	5440								
	MINOR EQUIPMENT	5460	5000			5000	25.0		5,000-	100.0-
3305	RECREATIONAL SUPPLIES	5510	60087	5,299	4396	50393	25.0	7.3	42,503-	70.7-

	MDSE FOR RESALE	5520								
	CERAMIC SUP.FOR RESALE	5521	1000			1000	25.0		1,000-	100.0-
	OTHER OPERATING MATL/S	5590								
3466	OPERATING SUPPLIES		85137	5,299	5027	74812	25.0	5.9	65,028-	76.3-
	REPAIR & MAINTENANCE SP									
	BUILDING MATERIALS & S	5600								
	ELECTRICAL SUPPLIES	5605								
	PLUMBING SUPPLIES	5610								
	STRUCTURAL STEEL & IRO	5620								
	PAINT AND PAINTING SPL	5650	200			200	25.0		200-	100.0-
	MTR VEHICLE REP. PTS/S	5700	1200	21		1179	25.0		1,200-	100.0-
	RECREATIONAL EQ. REP P	5765								
	REPAIR & MAINTENANCE		1400	21		1379	25.0		1,400-	100.0-
3466	SUPPLIES AND EXPENSES		97987	5,320	5733	86935	25.0	5.8	75,055-	76.5-
	PROFESSIONAL SERVICES									
	ARCHITECTURAL	6012								
	CONSULTANT SERV/SURVEY	6020								
	CONTRACTUAL PROGRAMS	6032								
	OFFICIALS	6034	89644		4908	84736	25.0	5.4	70,012-	78.1-
15728	OTHER PROFESSIONAL SER	6049	157708		24243	133465	25.0	15.3	60,736-	38.5-
15728	PROFESSIONAL SERVICE		247352		29151	218201	25.0	11.7	130,748-	52.8-
	COMMUNICATIONS									
	TELEPHONE AND TELEGRAP	6060	1760		60	1700	25.0	3.4	1,520-	86.3-
	POSTAGE	6070								
	COMMUNICATIONS		1760		60	1700	25.0	3.4	1,520-	86.3-
	TRANSPORTATION									
	TRAVEL EXPENSE	6110	650			650	25.0		650-	100.0-
	CONTRACT TRAVEL	6115								
	FREIGHT	6120		1,130	211	1341-			843	
	MESSENGER/EXPRESS SERV	6130	500			500	25.0		500-	100.0-
	TRANSPORTATION		1150	1,130	211	191-	25.0	18.3	306-	26.6-
	ADVERTISING									
	ADVERTISING	6150								
	ADVERTISING-SPEC. EVEN	6152	2940			2940	25.0		2,940-	100.0-
477	ADVERTISING-SENIOR FAR	6154	1200		477	723	25.0	39.7	708	59.0
477	ADVERTISING		4140		477	3663	25.0	11.5	2,232-	53.9-
	PRINTING AND BINDING									
	PRINTING	6200								
	FILM PROCESSING	6240								
	PRINTING AND BINDING									
	INSURANCE									
	PUBLIC LIAB/PROPERTY D	6255								
	BOILER MACHINERY	6260								

	OTHER INSURANCE	6299								
	INSURANCE									
	UTILITIES									
204	GAS	6300	4000		257	3743	25.0	6.4	2,971-	74.2-
12077	ELECTRICITY	6305	185000		41843	143157	25.0	22.6	17,627-	9.5-
12282	UTILITIES		189000		42100	146900	25.0	22.2	20,600-	10.8-
	REPR/MAINT-OUTSIDE LABO									
	BUILDING R&M	6350	1000			1000	25.0		1,000-	100.0-
	ELECTRICAL R&M	6355								
	PLUMBING EQUIPMENT R&M	6357								
	OFFICE EQUIPMENT R&M	6365	1400			1400	25.0		1,400-	100.0-
	HOUSEHOLD EQUIPMENT R&	6370								
	FIXED EQUIPMENT R&M	6380								
	MINOR EQUIPMENT R&M	6382								
	MOTOR VEHICLE EQ. R&M	6384	2000	345		1655	25.0		2,000-	100.0-
	RECREATIONAL EQ. R&M	6388								
	COMMUNICATION EQ. R&M	6390								
	DISINFECT./EXTERMINATI	6394	2000		344	1656	25.0	17.2	623-	31.1-
	SIGN PAINTING	6396	400			400	25.0		400-	100.0-
	TOW IN CHARGES	6398								
	OTHER REPAIRS AND MAIN	6399								
	REPR/MAINT-OUTSIDE L		6800	345	344	6111	25.0	5.0	5,423-	79.7-
	RENTALS									
	LAND RENT	6400								
	MACHINERY RENT	6420								
	CYLINDER RENT	6425								
	MOP-MAT-RAG-RENT	6435								
	OTHER RENT	6449	1100			1100	25.0		1,100-	100.0-
	RENTALS		1100			1100	25.0		1,100-	100.0-
	OTHER SERVICES & CHARGE									
267	PROP.TAX COLL. FEES .0	6830	7000		853	6147	25.0	12.1	3,588-	51.2-
67	PROP.TAX COLL. FEES.00	6831	8000		83	7918	25.0	1.0	7,667-	95.8-
21	BANK SERV/TRF FEE	6832			21	21-			84	
	DUES AND MEMBERSHIPS	6840	1000			1000	25.0		1,000-	100.0-
	REGISTRATION FEE/TUITI	6845	900			900	25.0		900-	100.0-
	CONTRACT COACHES	6852								
	DAY CAMP COUNSELORS	6855								
	CUSTODIAL SERVICE	6870								
	SERVICES NOT SPECIFIED	6999	200			200	25.0		200-	100.0-
355	OTHER SERVICES & CHA		17100		957	16143	25.0	5.5	13,272-	77.6-
28842	OTHER SERVICES & CHAR		468402	1,475	73300	393628	25.0	15.6	175,202-	37.4-
	IMPROVEMENT OTHER THAN									
	PARKING LOT/DRIVEWAY	7227								
	OTHER IMPROVEMENTS	7295								

	IMPROVEMENT OTHER TH									
	MACHINERY AND EQUIPMENT									
	OFFICE FURN/EQUIP.	7325								
	DATA PROCESSING EQUIP.	7327								
	RECREATIONAL EQUIPMENT	7350								
	COMMUNICATION EQUIPMEN	7355								
---			---	---	---	---	---	---	---	---
	MACHINERY AND EQUIPM									
	VEHICLES									
	PICK UP TRUCKS	7420								
---			---	---	---	---	---	---	---	---
	VEHICLES									
---			---	---	---	---	---	---	---	---
	CAPITAL OUTLAY									
---			---	---	---	---	---	---	---	---
61843	EXPENDITURES		1057192	6,795	156062	894337	25.0	14.7	432,943-	40.9-

THIS MONTH ACTUAL		OBJ/SUB	ANNUAL BUDGET	OPEN PO & CONTRACTS	YTD ACTUAL	REMAINING BALANCE	PERCENT PLAN ACTUAL	....PROJECTED.... OVER/UNDER	%
	SALARIES								
	REGULAR WAGES	4000							
	DISASTER RECOVERY WAGE	4010							
	OVERTIME	4300							
	DISASTER RECOVERY OVER	4310							
---			---	---	---	---	--- ---	---	---
	SALARIES								
	EMPLOYEE BENEFITS								
	STATE RETIREMENT	4600							
	F.I.C.A. TAXES	4700							
	HOSPITALIZATION INS.	4800							
	UNEMPLOYMENT BENEFITS	4900							
	WORKMAN'S COMPENSATION	4910							
---			---	---	---	---	--- ---	---	---
	EMPLOYEE BENEFITS								
---			---	---	---	---	--- ---	---	---
	PERSONAL SERVICES								
	OFFICE SUPPLIES								
	PAPER	5003							
	PRINTED FORMS	5005							
	OTHER EXPENDABLE OFF.S	5010							
	MINOR OFFICE EQUIP/FUR	5020							
	PHOTO SUPPLIES	5040							
	SUBSCRIPTIONS,MAGS,MAP	5050							
	BOOKS	5070							
---			---	---	---	---	--- ---	---	---
	OFFICE SUPPLIES								
	OPERATING SUPPLIES								
	CLEANING/JANITORIAL SP	5100							
	HOUSEHOLD SUPPLIES	5110							
	MEDICAL SUPPLIES	5120							
	CHEMICALS	5130							
	FEED FOR ANIMALS	5150							
	ANIMAL SUPPLIES	5160							
	GAS AND OIL	5250							
	LUBRICANTS	5255							
	DIESEL FUEL	5257							
	OTHER FUEL	5260							
	WEARING APPAREL	5355							
	CONCRETE, CEMENT, ETC.	5405							
	SAND,CLAY,GRVL,FILL DI	5415							
	HORT./LANDSCAPING SPLY	5440							
	HAND TOOLS	5450							

MINOR EQUIPMENT 5460
RECREATIONAL SUPPLIES 5510
CONCESSION SUPPLIES 5515
MDSE FOR RESALE-GIFTSH 5520
MDSE FOR RESALE-CONCES 5522
TRAFFIC SIGNS 5545
OTHER OPERATING MATL/S 5590

OPERATING SUPPLIES

REPAIR & MAINTENANCE SP
BUILDING MATERIALS & S 5600
ELECTRICAL SUPPLIES 5605
PLUMBING SUPPLIES 5610
STRUCTURAL STEEL & IRO 5620
PAINT AND PAINTING SPL 5650
MTR VEHICLE REP. PTS/S 5700
COMMUNICATION REPAIR P 5750
AGRICLTRL REPAIR PTS/S 5755
RECREATIONAL EQ. REP P 5765
OTHER REPAIR/MAINT. SP 5990

REPAIR & MAINTENANCE

SUPPLIES AND EXPENSES

PROFESSIONAL SERVICES
VETERINARIAN 6030
OTHER PROFESSIONAL SER 6049
OTHER PROF SERV-KPZ CO 6049 98

PROFESSIONAL SERVICE

COMMUNICATIONS
TELEPHONE AND TELEGRAP 6060
POSTAGE 6070

COMMUNICATIONS

TRANSPORTATION
TRAVEL EXPENSE 6110
FREIGHT 6120
MESSENGER/EXPRESS SERV 6130

TRANSPORTATION

ADVERTISING
ADVERTISING 6150

ADVERTISING

PRINTING AND BINDING
PRINTING 6200
FILM PROCESSING 6240

PRINTING AND BINDING

INSURANCE
PUBLIC LIAB/PROPERTY D 6255
BOILER MACHINERY 6260
AUTOMOBILE INSURANCE 6265

INSURANCE
UTILITIES
GAS 6300
ELECTRICITY 6305

UTILITIES
REPR/MAINT-OUTSIDE LABO
BUILDING R&M 6350
ELECTRICAL R&M 6355
PLUMBING EQUIPMENT R&M 6357
OFFICE EQUIPMENT R&M 6365
HOUSEHOLD EQUIPMENT R& 6370
FIXED EQUIPMENT R&M 6380
MINOR EQUIPMENT R&M 6382
MOTOR VEHICLE EQ. R&M 6384
AGRICULTURAL EQ. R&M 6387
RECREATIONAL EQ. R&M 6388
COMMUNICATION EQ. R&M 6390
DISINFECT./EXTERMINATI 6394
SIGN PAINTING 6396
TOW IN CHARGES 6398
OTHER REPAIRS AND MAIN 6399

REPR/MAINT-OUTSIDE L
RENTALS
LAND RENT 6400
BUILDING RENT 6405
MACHINERY RENT 6420
CYLINDER RENT 6425
UNIFORM RENT 6430
MOP-MAT-RAG RENT 6435
OTHER RENT 6449

RENTALS
OTHER SERVICES & CHARGE
THEFT LOSS 6818
DUES AND MEMBERSHIPS 6840
REGISTRATION FEE/TUITI 6845
CUSTODIAL SERVICE 6870
SALES TAX-KPZ RIDES 6996
SERVICES NOT SPECIFIED 6999

OTHER SERVICES & CHA

OTHER SERVICES & CHAR

BUILDING/BLD IMPROVEMEN
BUILDINGS 7100
K.P CONCESSION STAND 7100 06
REHAB. EXISTING BLDGS 7100 12

BUILDINGS
BUILDING IMPROVEMENTS 7150
ED CENTER HOLDING ARE 7150 08

BUILDING IMPROVEMEN

BUILDING/BLD IMPROVE
IMPROVEMENT OTHER THAN
PARKING LOT/DRIVEWAY 7227
STREETS & ROADWAYS 7230
PARK & PLAYGROUND LIGH 7240
LANDSCAPING 7250
OTHER IMPROVEMENTS 7295
TIGER EXHIBIT 7295 14
ZEBRA EXHIBIT 7295 17
SMALL ANIMAL EXHIBITS 7295 23
AFRICAN EXHIBIT 7295 25
PRAIRIE DOG EXHIBIT 7295 48
MISC.OTHER IMPROVEMEN 7295 99

OTHER IMPROVEMENTS

IMPROVEMENT OTHER TH
MACHINERY AND EQUIPMENT
HOUSEHOLD FURN/EQUIP. 7320
DATA PROCESSING EQUIP. 7327
AGRICULTURAL EQUIPMENT 7335
RECREATIONAL EQUIPMENT 7350
COMMUNICATION EQUIPMEN 7355
OTHER EQUIPMENT 7399

MACHINERY AND EQUIPM
VEHICLES
AUTOMOBILES 7400
PICK UP TRUCKS 7420

VEHICLES
OTHER
ZOOLOGICAL ANIMALS 7505

OTHER

CAPITAL OUTLAY

EXPENDITURES

THIS MONTH ACTUAL		OBJ/SUB	ANNUAL BUDGET	OPEN PO & CONTRACTS	YTD ACTUAL	REMAINING BALANCE	PERCENT PLAN	ACTUAL	....PROJECTED.... OVER/UNDER	%
	OTHER SERVICES & CHARGE									
260	PROP.TAX COLL. FEES .0	6830			831	831-			3,324	
65	PROP.TAX COLL. FEES.00	6831			80	80-			320	
325	OTHER SERVICES & CHA				912	912-			3,648	
325	OTHER SERVICES & CHAR				912	912-			3,648	
325	EXPENDITURES				912	912-			3,648	

THIS MONTH ACTUAL		OBJ/SUB	ANNUAL BUDGET	OPEN PO & CONTRACTS	YTD ACTUAL	REMAINING BALANCE	PERCENT PLAN	PERCENT ACTUAL	....PROJECTED.... OVER/UNDER	%
	OFFICE SUPPLIES									
	MINOR OFFICE EQUIP/FUR	5020	3000			3000	25.0		3,000-	100.0-
	PUBLIC EDUCATION MAT'L	5032								
	OFFICE SUPPLIES		3000			3000	25.0		3,000-	100.0-
	OPERATING SUPPLIES									
	GAS AND OIL	5250								
2399	WEARING APPAREL	5355	59873	1,328	12223	46322	25.0	20.4	10,981-	18.3-
	MINOR EQUIPMENT	5460	400			400	25.0		400-	100.0-
	MINOR FIRE FIGHTING EQ	5462	356			356	25.0		356-	100.0-
	HAZ.MAT SUPPLIES	5466								
	FIRE HOSE	5470	2088			2088	25.0		2,088-	100.0-
	SFTY/FIRE P/MATL CONTR	5535								
	OTHER OPER.MATLS-USM	5590	1500			1500	25.0		1,500-	100.0-
2399	OPERATING SUPPLIES		64217	1,328	12223	50666	25.0	19.0	15,325-	23.8-
	REPAIR & MAINTENANCE SP									
	MTR VEHICLE REP. PTS/S	5700								
	COMMUNICATION REPAIR P	5750	525			525	25.0		525-	100.0-
	MINOR COMPUTER EQUIP.	5800	2000			2000	25.0		2,000-	100.0-
	REPAIR & MAINTENANCE		2525			2525	25.0		2,525-	100.0-
2399	SUPPLIES AND EXPENSES		69742	1,328	12223	56191	25.0	17.5	20,850-	29.8-
	OTHER PROFESSIONAL SER	6049	5175		5100	75	25.0	98.5	15,225	294.2
	TRANSPORTATION									
	TRAVEL EXPENSE	6110								
	TRANSPORTATION									
	REPR/MAINT-OUTSIDE LABO									
	BUILDING R&M (USM)	6350	2500			2500	25.0		2,500-	100.0-
	MOTOR VEHICLE EQ. R&M	6384								
	COMMUNICATION EQ. R&M	6390								
	REPR/MAINT-OUTSIDE L		2500			2500	25.0		2,500-	100.0-
	OTHER SERVICES & CHARGE									
	BANK SERV/TRF FEE	6832								
375	REGISTRATION FEE/TUITI	6845	17000		1106	15894	25.0	6.5	12,575-	73.9-
375	OTHER SERVICES & CHA		17000		1106	15894	25.0	6.5	12,575-	73.9-
375	OTHER SERVICES & CHAR		24675		6206	18469	25.0	25.1	149	.6

	LAND									
	LAND	7000								
	LAND									
	BUILDING/BLD IMPROVEMEN									
	BUILDINGS	7100								
	FIRE DRILL TOWER	7100 02	6000			6000	25.0		6,000-	100.0-
	FIRE STATIONS	7100 20	4500			4500	25.0		4,500-	100.0-
	BUILDINGS		10500			10500	25.0		10,500-	100.0-
	BUILDING IMPROVEMENTS	7150								
	FIRE STA IMPR-USM MON	7150 30								
	BUILDING IMPROVEMEN									
	BUILDING/BLD IMPROVE		10500			10500	25.0		10,500-	100.0-
	IMPROVEMENT OTHER THAN									
	PARKING LOT/DRIVEWAY	7227								
	LANDSCAPING	7250								
	OTHER IMPROVEMENTS	7295								
	OTHER IMPROVEMENTS-USM	7297								
	IMPROVEMENT OTHER TH									
	MACHINERY AND EQUIPMENT									
30693	FIRE FIGHTING	7315	246270	3,914	169808	72548	25.0	68.9	432,962	175.8
	HOUSEHOLD FURN/EQUIP.	7320	3000		2480	520	25.0	82.6	6,920	230.6
	OFFICE FURN/EQUIP.	7325								
1199	DATA PROCESSING EQUIP.	7327	13500		12424	1076	25.0	92.0	36,195	268.1
	AGRICULTURAL EQUIPMENT	7335								
	COMMUNICATION EQUIPMEN	7355	18000			18000	25.0		18,000-	100.0-
	COMMUNICATION EQ-USM	7356	20000		900-	20900	25.0	4.5	16,400-	82.0-
	HYDRANTS & METERS(USM)	7365								
	OTHER EQUIP-USM MONIES	7398								
	OTHER EQUIPMENT	7399	25120			25120	25.0		25,120-	100.0-
31892	MACHINERY AND EQUIPM		325890	3,914	183812	138164	25.0	56.4	409,358	125.6
	VEHICLES									
	AUTOMOBILES	7400								
	MOTORCYCLES	7405								
	BUSES	7410								
	PICK UP TRUCKS	7420	45000			45000	25.0		45,000-	100.0-
	HEAVY TRUCKS	7430								
	FIRE TRUCKS	7435	450000	444,291		5709	25.0		450,000-	100.0-
	VEHICLES		495000	444,291		50709	25.0		495,000-	100.0-
31892	CAPITAL OUTLAY		831390	448,205	183812	199373	25.0	22.1	96,141-	11.5-
34666	EXPENDITURES		925807	449,533	202241	274033	25.0	21.8	116,842-	12.6-

005460 - H.M.F.P.FUND-CAPITAL LEASES

CITY OF HATTIESBURG
EXPENDITURE REPORT
ALL FUNDS
3 Months Ending 12/31/17

1/03/18

THIS MONTH ACTUAL		OBJ/SUB	ANNUAL BUDGET	OPEN PO & CONTRACTS	YTD ACTUAL	REMAINING BALANCE	PERCENT PLAN	PERCENT ACTUAL	....PROJECTED.... OVER/UNDER	%
	CAPITAL LEASE PAYMENTS									
	MDB-BLDG-FIRE STA #8	8515								
	FIRE TRUCKS LEASE-A'04	8527								
	FIRE TRUCKS LEASE-B'04	8528	71830			71830	25.0		71,830-	100.0-
15764	FIRE TRUCKS LEASE-'16	8529	189940		31509	158431	25.0	16.5	63,904-	33.6-
	FIRE PROT.EQUIP.LEASE	8530								
14081	FIRE TRUCKS LEASE-'11	8532	141625		42148	99477	25.0	29.7	26,966	19.0
29845	CAPITAL LEASE PAYMEN		403395		73657	329738	25.0	18.2	108,767-	26.9-
	INTEREST ON CAPITAL LEA									
	MDB-BLDG-FIRE STA #8	8615								
	FIRE TRUCKS LEASE-A'04	8627								
	FIRE TRUCKS LEASE-B'04	8628								
614	FIRE TRUCKS LEASE-'16	8629	6600		1246	5354	25.0	18.8	1,616-	24.4-
	FIRE PROT.EQUIP.LEASE	8630								
259	FIRE TRUCKS LEASE-'11	8632	1790		874	916	25.0	48.8	1,705	95.2
873	INTEREST ON CAPITAL		8390		2120	6270	25.0	25.2	90	1.0
30718	DEBT SERVICE		411785		75776	336009	25.0	18.4	108,680-	26.3-
30718	EXPENDITURES		411785		75776	336009	25.0	18.4	108,680-	26.3-

THIS MONTH ACTUAL		OBJ/SUB	ANNUAL BUDGET	OPEN PO & CONTRACTS	YTD ACTUAL	REMAINING BALANCE	PERCENT PLAN ACTUAL	....PROJECTED.... OVER/UNDER	%
	OPERATING SUPPLIES								
	CHEMICALS	5130							
	GAS AND OIL	5250							
	LUBRICANTS	5255							
	OTHER FUEL	5260							
	ASPHALT & ASPHALT PROD	5400							
	CONCRETE, CEMENT, ETC.	5405							
	BRICK,STONE,MORTAR,ETC	5410							
	SAND,CLAY,GRVL,FILL DI	5415							
	DRAINAGE PIPE & CULVER	5420							
	HORT./LANDSCAPING SPLY	5440							
	MINOR EQUIPMENT	5460							
	TRAFFIC CONTROL EQ. SP	5540							
---			---	---	---	---	--- ---	---	---
	OPERATING SUPPLIES								
	REPAIR & MAINTENANCE SP								
	BUILDING MATERIALS & S	5600							
	PLUMBING SUPPLIES	5610							
	STRUCTURAL STEEL & IRO	5620							
---			---	---	---	---	--- ---	---	---
	REPAIR & MAINTENANCE								
---			---	---	---	---	--- ---	---	---
	SUPPLIES AND EXPENSES								
	PROFESSIONAL SERVICES								
	OTHER PROFESSIONAL SER	6049							
---			---	---	---	---	--- ---	---	---
	PROFESSIONAL SERVICE								
	REPR/MAINT-OUTSIDE LABO								
	STREETS & STRUCTURES R	6360	75500	138,696		63196-	25.0	75,500-	100.0-
---			---	---	---	---	--- ---	---	---
	REPR/MAINT-OUTSIDE L		75500	138,696		63196-	25.0	75,500-	100.0-
---			---	---	---	---	--- ---	---	---
	OTHER SERVICES & CHAR		75500	138,696		63196-	25.0	75,500-	100.0-
	LAND								
	LAND	7000							
	EASEMENTS	7010							
	STREETS & ROADWAYS	7230							
	4TH STREET	7230 09							
	LINCOLN RD-FAUS-#1	7230 12							
	LINCOLN RD-FAUS-#2	7230 17							
	LINCOLN RD-FAUS-#3	7230 27							
	LINCOLN RD-FAUS-#4	7230 29							

	CLASSIC DR-FAUS	7230 36								
	SOUTH 28TH-FAUS	7230 37								
	WALMART/TIF PROJECT	7230 80								
STREETS & ROADWAYS										
LAND										
CAPITAL OUTLAY										
	EXPENDITURES		75500	138,696		63196-	25.0		75,500-	100.0-

THIS MONTH ACTUAL		OBJ/SUB	ANNUAL BUDGET	OPEN PO & CONTRACTS	YTD ACTUAL	REMAINING BALANCE	PERCENT PLAN	PERCENT ACTUAL	....PROJECTED.... OVER/UNDER	%
	SALARIES									
21735	REGULAR WAGES	4000	295100		66436	228664	25.0	22.5	29,356-	9.9-
	DISASTER RECOVERY WAGE	4010								
257	OVERTIME	4300	4500		847	3653	25.0	18.8	1,112-	24.7-
	DISASTER RECOVERY OVER	4310								
21992	SALARIES		299600		67283	232317	25.0	22.4	30,467-	10.1-
	EMPLOYEE BENEFITS									
3464	STATE RETIREMENT	4600	47195		10597	36598	25.0	22.4	4,807-	10.1-
1640	F.I.C.A. TAXES	4700	22925		5029	17896	25.0	21.9	2,809-	12.2-
6958	HOSPITALIZATION INS.	4800	101400		20589	80811	25.0	20.3	19,044-	18.7-
	UNEMPLOYMENT BENEFITS	4900	500			500	25.0		500-	100.0-
	WORKMAN'S COMPENSATION	4910	4200			4200	25.0		4,200-	100.0-
12061	EMPLOYEE BENEFITS		176220		36214	140006	25.0	20.5	31,364-	17.7-
34053	PERSONAL SERVICES		475820		103498	372322	25.0	21.7	61,828-	12.9-
	OFFICE SUPPLIES									
	PAPER	5003	3000			3000	25.0		3,000-	100.0-
	PRINTED FORMS	5005								
	OTHER EXPENDABLE OFF.S	5010	3280		510	2770	25.0	15.5	1,240-	37.8-
	MINOR OFFICE EQUIP/FUR	5020	2100		138	1962	25.0	6.5	1,548-	73.7-
	BOOKS	5070								
	OFFICE SUPPLIES		8380		648	7732	25.0	7.7	5,788-	69.0-
	OPERATING SUPPLIES									
	CLEANING/JANITORIAL SP	5100	1000		76	924	25.0	7.6	696-	69.6-
	MEDICAL SUPPLIES	5120								
790	GAS AND OIL	5250	12000		2484	9517	25.0	20.7	2,064-	17.2-
	LUBRICANTS	5255								
	CONCRETE, CEMENT, ETC.	5405								
	HAND TOOLS	5450	3000	684	222	2095	25.0	7.4	2,112-	70.4-
	MINOR EQUIPMENT	5460	2100		279	1821	25.0	13.2	984-	46.8-
2658	METER LOCKS	5467	5000		2658	2342	25.0	53.1	5,632	112.6
	OTHER OPERATING MATL/S	5590	500			500	25.0		500-	100.0-
3448	OPERATING SUPPLIES		23600	684	5719	17198	25.0	24.2	724-	3.0-
	REPAIR & MAINTENANCE SP									
	ELECTRICAL SUPPLIES	5605	2000			2000	25.0		2,000-	100.0-
19	MTR VEHICLE REP. PTS/S	5700	3116	118	503	2495	25.0	16.1	1,103-	35.3-
	COMMUNICATION REPAIR P	5750								
	OTHER REPAIR/MAINT. SP	5990	500			500	25.0		500-	100.0-

19	REPAIR & MAINTENANCE		5616	118	503	4995	25.0	8.9	3,603-	64.1-
3467	SUPPLIES AND EXPENSES		37596	802	6870	29925	25.0	18.2	10,116-	26.9-
	PROFESSIONAL SERVICES									
	AUDITING AND ACCOUNTIN	6010	25000			25000	25.0		25,000-	100.0-
	APPRAISAL	6017								
	LEGAL	6025								
	MEDICAL	6027								
3266	OTHER PROFESSIONAL SER	6049	24000		5964	18036	25.0	24.8	144-	.6-
3266	PROFESSIONAL SERVICE		49000		5964	43036	25.0	12.1	25,144-	51.3-
	COMMUNICATIONS									
1062	TELEPHONE AND TELEGRAP	6060	12900		2288	10612	25.0	17.7	3,747-	29.0-
	POSTAGE	6070	49900		10000	39900	25.0	20.0	9,900-	19.8-
1062	COMMUNICATIONS		62800		12288	50512	25.0	19.5	13,648-	21.7-
	TRANSPORTATION									
	FREIGHT	6120	500	25		475	25.0		500-	100.0-
	TRANSPORTATION		500	25		475	25.0		500-	100.0-
	ADVERTISING									
	ADVERTISING	6150								
	ADVERTISING									
	PRINTING AND BINDING									
101	PRINTING	6200	4600		336	4264	25.0	7.3	3,256-	70.7-
101	PRINTING AND BINDING		4600		336	4264	25.0	7.3	3,256-	70.7-
	INSURANCE									
	AUTOMOBILE INSURANCE	6265								
	INSURANCE									
	UTILITIES									
49	GAS	6300	1200		76	1124	25.0	6.3	896-	74.6-
316	ELECTRICITY	6305	6000		1289	4711	25.0	21.4	843-	14.0-
365	UTILITIES		7200		1365	5835	25.0	18.9	1,740-	24.1-
	REPR/MAINT-OUTSIDE LABO									
66	BUILDING R&M	6350	4000		362	3638	25.0	9.0	2,551-	63.7-
	OFFICE EQUIPMENT R&M	6365	5000		75	4925	25.0	1.5	4,700-	94.0-
	FIXED EQUIPMENT R&M	6380	800			800	25.0		800-	100.0-
	MOTOR VEHICLE EQ. R&M	6384	4000		2777	1223	25.0	69.4	7,108	177.7
	COMMUNICATION EQ. R&M	6390	1000			1000	25.0		1,000-	100.0-
	DISINFECT./EXTERMINATI	6394	900		45	855	25.0	5.0	720-	80.0-
98	OTHER REPAIRS AND MAIN	6399	600		98	502	25.0	16.3	207-	34.5-
164	REPR/MAINT-OUTSIDE L		16300		3356	12944	25.0	20.5	2,875-	17.6-
	RENTALS									
	BUILDING RENT	6405								
	OFFICE EQUIPMENT RENT	6410								

84	UNIFORM RENT	6430	1300		407	893	25.0	31.3	328	25.2
	MOP-MAT-RAG RENT	6435								
	OTHER RENT	6449								
84	RENTALS		1300		407	893	25.0	31.3	328	25.2
	OTHER SERVICES & CHARGE									
	CASH OVERAGE/SHORTAGE	6819								
	BANK SERV/TRF FEE	6832								
	REFUNDS	6835								
	WATER RELATED REFUND	6835 WTR								
	REFUNDS									
	NSF CHECKS	6836								
	DUES AND MEMBERSHIPS	6840								
	REGISTRATION FEE/TUITI	6845	1100			1100	25.0		1,100-	100.0-
	SERVICES NOT SPECIFIED	6999	4000			4000	25.0		4,000-	100.0-
	OTHER SERVICES & CHA		5100			5100	25.0		5,100-	100.0-
5042	OTHER SERVICES & CHAR		146800	25	23716	123059	25.0	16.1	51,936-	35.3-
	BUILDING/BLD IMPROVEMEN									
	BUILDING IMPROVEMENTS	7150								
	WATER OFFICE RENOVATI	7150 16								
	BUILDING IMPROVEMEN									
	BUILDING/BLD IMPROVE									
	MACHINERY AND EQUIPMENT									
	OFFICE FURN/EQUIP.	7325								
	DATA PROCESSING EQUIP.	7327								
	WATER UTILITY SOFTWARE	7329								
	CONSTRUCTION EQUIPMENT	7345								
	COMMUNICATION EQUIPMEN	7355								
	OTHER EQUIPMENT	7399								
	MACHINERY AND EQUIPM									
	VEHICLES									
	AUTOMOBILES	7400								
	PICK UP TRUCKS	7420								
	SPECIAL TRUCKS	7450								
	VEHICLES									
	CAPITAL OUTLAY									
42561	EXPENDITURES		660216	827	134083	525306	25.0	20.3	123,884-	18.7-

THIS MONTH ACTUAL		OBJ/SUB	ANNUAL BUDGET	OPEN PO & CONTRACTS	YTD ACTUAL	REMAINING BALANCE	PERCENT PLAN	PERCENT ACTUAL	....PROJECTED.... OVER/UNDER	%
	SALARIES									
29966	REGULAR WAGES	4000	515417		106009	409408	25.0	20.5	91,381-	17.7-
	DISASTER RECOVERY WAGE	4010								
1226	OVERTIME	4300	28000		6354	21646	25.0	22.6	2,584-	9.2-
	DISASTER RECOVERY OVER	4310								
31192	SALARIES		543417		112363	431054	25.0	20.6	93,965-	17.2-
	EMPLOYEE BENEFITS									
4913	STATE RETIREMENT	4600	85600		17733	67867	25.0	20.7	14,668-	17.1-
2336	F.I.C.A. TAXES	4700	41580		8478	33102	25.0	20.3	7,668-	18.4-
7620	HOSPITALIZATION INS.	4800	148200		27050	121150	25.0	18.2	39,999-	26.9-
	UNEMPLOYMENT BENEFITS	4900	1000			1000	25.0		1,000-	100.0-
	WORKMAN'S COMPENSATION	4910	16000			16000	25.0		16,000-	100.0-
14868	EMPLOYEE BENEFITS		292380		53261	239119	25.0	18.2	79,335-	27.1-
46060	PERSONAL SERVICES		835797		165624	670173	25.0	19.8	173,301-	20.7-
	OFFICE SUPPLIES									
	PAPER	5003								
	PRINTED FORMS	5005								
	OTHER EXPENDABLE OFF.S	5010								
	MINOR OFFICE EQUIP/FUR	5020								
	SUBSCRIPTIONS,MAGS,MAP	5050								
	OFFICE SUPPLIES									
	OPERATING SUPPLIES									
	CLEANING/JANITORIAL SP	5100								
	MEDICAL SUPPLIES	5120								
	CHEMICALS	5130								
2828	GAS AND OIL	5250	35000		10268	24732	25.0	29.3	6,072	17.3
	NATURAL GAS FUEL	5252								
	LUBRICANTS	5255								
218	DIESEL FUEL	5257	6000		492	5508	25.0	8.2	4,032-	67.2-
	WEARING APPAREL	5355	4000			4000	25.0		4,000-	100.0-
	ASPHALT & ASPHALT PROD	5400	10000	4,900	1078	4022	25.0	10.7	5,688-	56.8-
	CONCRETE, CEMENT, ETC.	5405	2000			2000	25.0		2,000-	100.0-
	BRICK,STONE,MORTAR,ETC	5410	1000		4897	3897-	25.0	489.7	18,587	858.7
	SAND,CLAY,GRVL,FILL DI	5415	10000			10000	25.0		10,000-	100.0-
	HORT./LANDSCAPING SPLY	5440								
1695	HAND TOOLS	5450	7000		1695	5305	25.0	24.2	220-	3.1-
	MINOR EQUIPMENT	5460	2000			2000	25.0		2,000-	100.0-
	HYDRANT PARTS	5480								
	METER PARTS	5485	2000			2000	25.0		2,000-	100.0-

	VALVE PARTS	5490								
	PUMPING EQUIPMENT PART	5495								
1225	OTHER OPERATING MATL/S	5590	2000	7	1225	768	25.0	61.2	2,899	144.9
5966	OPERATING SUPPLIES		81000	4,907	19656	56437	25.0	24.2	2,376-	2.9-
	REPAIR & MAINTENANCE SP									
	BUILDING MATERIALS & S	5600								
	ELECTRICAL SUPPLIES	5605								
15229	PLUMBING SUPPLIES	5610	125000	4,222	35813	84966	25.0	28.6	18,252	14.6
	STRUCTURAL STEEL & IRO	5620								
	PAINT AND PAINTING SPL	5650	1500			1500	25.0		1,500-	100.0-
300	MTR VEHICLE REP. PTS/S	5700	15000	3,725	3097	8177	25.0	20.6	2,612-	17.4-
	COMMUNICATION REPAIR P	5750								
	EXPENDABLE WELDING SPL	5770								
	OTHER REPAIR/MAINT. SP	5990	4000		65	3935	25.0	1.6	3,739-	93.4-
	DISASTER REPAIR SUPPLI	5995								
15529	REPAIR & MAINTENANCE		145500	7,947	38975	98578	25.0	26.7	10,400	7.1
21495	SUPPLIES AND EXPENSES		226500	12,854	58631	155015	25.0	25.8	8,024	3.5
	PROFESSIONAL SERVICES									
	ENGINEERING	6015								
	ABSTRACTING & RECORDIN	6023								
	MEDICAL	6027								
	OTHER PROFESSIONAL SER	6049								
	PROFESSIONAL SERVICE									
	COMMUNICATIONS									
	POSTAGE	6070								
	COMMUNICATIONS									
	TRANSPORTATION									
	TRAVEL EXPENSE	6110								
	FREIGHT	6120								
	TRANSPORTATION									
	ADVERTISING									
	ADVERTISING	6150								
	ADVERTISING									
	PRINTING AND BINDING									
	PRINTING	6200								
	PRINTING AND BINDING									
	INSURANCE									
	PUBLIC LIAB/PROPERTY D	6255								
	AUTOMOBILE INSURANCE	6265								
	INSURANCE									
	REPR/MAINT-OUTSIDE LABO									
	BUILDING R&M	6350								

	DISASTER REPAIRS	6351								
	ELECTRICAL R&M	6355								
	PLUMBING EQUIPMENT R&M	6357								
20022	STREETS & STRUCTURES R	6360	1025515		365003	660512	25.0	35.5	434,497	42.3
	FIXED EQUIPMENT R&M	6380								
	MINOR EQUIPMENT R&M	6382								
	MOTOR VEHICLE EQ. R&M	6384	10000	560	3622	5819	25.0	36.2	4,487	44.8
	CONSTRUCTION EQUIP R&M	6386	6000		1699	4301	25.0	28.3	795	13.2
	COMMUNICATION EQ. R&M	6390								
	TOW IN CHARGES	6398	1000			1000	25.0		1,000-	100.0-
	OTHER REPAIRS AND MAIN	6399								
---			---	---	---	---	---	---	---	---
20022	REPR/MAINT-OUTSIDE L		1042515	560	370324	671632	25.0	35.5	438,780	42.0
	RENTALS									
	MACHINERY RENT	6420	1500			1500	25.0		1,500-	100.0-
	CYLINDER RENT	6425								
348	UNIFORM RENT	6430	4500		1189	3311	25.0	26.4	255	5.6
	OTHER RENT	6449	4000			4000	25.0		4,000-	100.0-
---			---	---	---	---	---	---	---	---
348	RENTALS		10000		1189	8811	25.0	11.8	5,244-	52.4-
	OTHER SERVICES & CHARGE									
	SETTLEMT OF DAMAGE CLA	6700								
	DUES AND MEMBERSHIPS	6840								
	REGISTRATION FEE/TUITI	6845								
	SERVICES NOT SPECIFIED	6999								
---			---	---	---	---	---	---	---	---
	OTHER SERVICES & CHA									
---			---	---	---	---	---	---	---	---
20370	OTHER SERVICES & CHAR		1052515	560	371512	680443	25.0	35.2	433,532	41.1
	_____									
	LEASEHOLDS	7020								
	BUILDING/BLD IMPROVEMEN									
	BUILDING IMPROVEMENTS	7150								
---			---	---	---	---	---	---	---	---
	BUILDING/BLD IMPROVE									
	IMPROVEMENT OTHER THAN									
	OTHER IMPROVEMENTS	7295								
---			---	---	---	---	---	---	---	---
	IMPROVEMENT OTHER TH									
	MACHINERY AND EQUIPMENT									
	DATA PROCESSING EQUIP.	7327								
	CONSTRUCTION EQUIPMENT	7345								
	COMMUNICATION EQUIPMEN	7355								
	HYDRANTS & METERS	7365								
	PIPE	7370								
	OTHER EQUIPMENT	7399								
---			---	---	---	---	---	---	---	---
	MACHINERY AND EQUIPM									
	VEHICLES									
	AUTOMOBILES	7400								
	PICK UP TRUCKS	7420								
	SPECIAL TRUCKS	7450								

	VEHICLES								
	CAPITAL OUTLAY								
87926	EXPENDITURES	2114812	13,414	595767	1505631	25.0	28.1	268,256	12.6

THIS MONTH ACTUAL		OBJ/SUB	ANNUAL BUDGET	OPEN PO & CONTRACTS	YTD ACTUAL	REMAINING BALANCE	PERCENT PLAN	PERCENT ACTUAL	....PROJECTED.... OVER/UNDER	%
	SALARIES									
28616	REGULAR WAGES	4000	415420		85026	330394	25.0	20.4	75,316-	18.1-
	DISASTER RECOVERY WAGE	4010								
2817	OVERTIME	4300	18000		4947	13053	25.0	27.4	1,788	9.9
	DISASTER RECOVERY OVER	4310								
31433	SALARIES		433420		89973	343447	25.0	20.7	73,528-	16.9-
	EMPLOYEE BENEFITS									
4951	STATE RETIREMENT	4600	68270		14171	54099	25.0	20.7	11,585-	16.9-
2333	F.I.C.A. TAXES	4700	33160		6668	26492	25.0	20.1	6,487-	19.5-
9278	HOSPITALIZATION INS.	4800	124800		25229	99571	25.0	20.2	23,883-	19.1-
	UNEMPLOYMENT BENEFITS	4900	1000			1000	25.0		1,000-	100.0-
	WORKMAN'S COMPENSATION	4910	8000			8000	25.0		8,000-	100.0-
16561	EMPLOYEE BENEFITS		235230		46067	189163	25.0	19.5	50,961-	21.6-
47994	PERSONAL SERVICES		668650		136040	532610	25.0	20.3	124,489-	18.6-
	OFFICE SUPPLIES									
	PAPER	5003	200			200	25.0		200-	100.0-
	PRINTED FORMS	5005	2500			2500	25.0		2,500-	100.0-
219	OTHER EXPENDABLE OFF.S	5010	3000		219	2781	25.0	7.3	2,124-	70.8-
	MINOR OFFICE EQUIP/FUR	5020	100			100	25.0		100-	100.0-
	SUBSCRIPTIONS,MAGS,MAP	5050								
	BOOKS	5070								
	COMPUTER SUPPLIES	5080	500			500	25.0		500-	100.0-
219	OFFICE SUPPLIES		6300		219	6081	25.0	3.4	5,424-	86.0-
	OPERATING SUPPLIES									
	CLEANING/JANITORIAL SP	5100	2500		591	1909	25.0	23.6	136-	5.4-
	FOOD	5115								
	MEDICAL SUPPLIES	5120								
	CHEMICALS	5130	75000	16,396	8142	50462	25.0	10.8	42,432-	56.5-
197	GAS AND OIL	5250	7000		921	6079	25.0	13.1	3,316-	47.3-
	LUBRICANTS	5255								
87	DIESEL FUEL	5257	5000		3154	1846	25.0	63.0	7,615	152.3
	OTHER FUEL	5260	500		72	428	25.0	14.4	212-	42.4-
	WEARING APPAREL	5355	100	50		50	25.0		100-	100.0-
	CONCRETE, CEMENT, ETC.	5405								
	SAND,CLAY,GRVL,FILL DI	5415								
	DRAINAGE PIPE & CULVER	5420								
	HORT./LANDSCAPING SPLY	5440								
	HAND TOOLS	5450	500			500	25.0		500-	100.0-
	MINOR EQUIPMENT	5460	2000	1,345	346	310	25.0	17.3	616-	30.8-

	METER PARTS	5485								
	VALVE PARTS	5490								
	PUMPING EQUIPMENT PART	5495	10000		6255	3745	25.0	62.5	15,020	150.2
	OTHER OPERATING MATL/S	5590	5000		125	4875	25.0	2.5	4,499-	89.9-
284	OPERATING SUPPLIES		107600	17,791	19607	70203	25.0	18.2	29,171-	27.1-
	REPAIR & MAINTENANCE SP									
	BUILDING MATERIALS & S	5600	5000		440	4560	25.0	8.8	3,239-	64.7-
	ELECTRICAL SUPPLIES	5605	7000	3,838	1160	2002	25.0	16.5	2,359-	33.7-
	PLUMBING SUPPLIES	5610	2000	39	575	1386	25.0	28.7	300	15.0
	STRUCTURAL STEEL & IRO	5620								
	PAINT AND PAINTING SPL	5650	2000			2000	25.0		2,000-	100.0-
405	MTR VEHICLE REP. PTS/S	5700	4000		820	3180	25.0	20.5	720-	18.0-
	GENERATOR REP. PTS/SPL	5705	7000			7000	25.0		7,000-	100.0-
	COMMUNICATION REPAIR P	5750								
	AGRICLTRL REPAIR PTS/S	5755	3000			3000	25.0		3,000-	100.0-
	MINOR COMPUTER EQUIP.	5800								
198	OTHER REPAIR/MAINT. SP	5990	14000		198	13802	25.0	1.4	13,208-	94.3-
	DISASTER REPAIR SUPPLI	5995								
603	REPAIR & MAINTENANCE		44000	3,877	3193	36930	25.0	7.2	31,228-	70.9-
1105	SUPPLIES AND EXPENSES		157900	21,668	23018	113215	25.0	14.5	65,827-	41.6-
	PROFESSIONAL SERVICES									
	ENGINEERING	6015								
	CONSULTANT SERV/SURVEY	6020								
1323	OTHER PROFESSIONAL SER	6049	60000	4,550	3059	52391	25.0	5.0	47,763-	79.6-
1323	PROFESSIONAL SERVICE		60000	4,550	3059	52391	25.0	5.0	47,763-	79.6-
	COMMUNICATIONS									
	TELEPHONE AND TELEGRAP	6060	3000			3000	25.0		3,000-	100.0-
	POSTAGE	6070	2500		1962	538	25.0	78.4	5,348	213.9
	COMMUNICATIONS		5500		1962	3538	25.0	35.6	2,348	42.6
	TRANSPORTATION									
	TRAVEL EXPENSE	6110	2000			2000	25.0		2,000-	100.0-
	FREIGHT	6120	1000		247	753	25.0	24.7	12-	1.2-
	MESSENGER/EXPRESS SERV	6130								
	TRANSPORTATION		3000		247	2753	25.0	8.2	2,012-	67.0-
	ADVERTISING									
	ADVERTISING	6150								
	ADVERTISING									
	PRINTING AND BINDING									
	PRINTING	6200								
	PRINTING AND BINDING									
	INSURANCE									
	BOILER MACHINERY	6260								
	SURETY AND FORGERY BON	6270								

	INSURANCE									
	UTILITIES									
370	GAS	6300	4000		561	3439	25.0	14.0	1,756-	43.9-
57532	ELECTRICITY	6305	710000		168927	541073	25.0	23.7	34,292-	4.8-
57901	UTILITIES		714000		169487	544513	25.0	23.7	36,051-	5.0-
	REPR/MAINT-OUTSIDE LABO									
3895	BUILDING R&M	6350	100000		9755	90245	25.0	9.7	60,979-	60.9-
	DISASTER REPAIRS	6351	50000	70	16280	33650	25.0	32.5	15,120	30.2
610	ELECTRICAL R&M	6355	35000	7,468	9519	18013	25.0	27.1	3,076	8.7
	PLUMBING EQUIPMENT R&M	6357	1000			1000	25.0		1,000-	100.0-
	OFFICE EQUIPMENT R&M	6365								
	FIXED EQUIPMENT R&M	6380	150000	7,681	9857	132461	25.0	6.5	110,571-	73.7-
	MINOR EQUIPMENT R&M	6382	4000		35	3965	25.0	.8	3,859-	96.4-
	GENERATOR R&M	6383	70500		6118	64383	25.0	8.6	46,028-	65.2-
	MOTOR VEHICLE EQ. R&M	6384	5000		660	4340	25.0	13.2	2,360-	47.2-
	CONSTRUCTION EQUIP R&M	6386								
	AGRICULTURAL EQ. R&M	6387	1000		123	877	25.0	12.3	508-	50.8-
	COMMUNICATION EQ. R&M	6390	1000			1000	25.0		1,000-	100.0-
	DISINFECT./EXTERMINATI	6394	1000		148	852	25.0	14.8	408-	40.8-
	OTHER REPAIRS AND MAIN	6399	11154	478	893	9783	25.0	8.0	7,581-	67.9-
4505	REPR/MAINT-OUTSIDE L		429654	15,697	53387	360570	25.0	12.4	216,105-	50.2-
	RENTALS									
	OFFICE EQUIPMENT RENT	6410								
	MACHINERY RENT	6420								
	CYLINDER RENT	6425								
175	UNIFORM RENT	6430	3000		512	2488	25.0	17.0	951-	31.7-
56	MOP-MAT-RAG RENT	6435	1000		167	833	25.0	16.7	331-	33.1-
	OTHER RENT	6449	6000			6000	25.0		6,000-	100.0-
231	RENTALS		10000		679	9321	25.0	6.7	7,284-	72.8-
	OTHER SERVICES & CHARGE									
	BANK SERV/TRF FEE	6832								
	DUES AND MEMBERSHIPS	6840	1000			1000	25.0		1,000-	100.0-
	REGISTRATION FEE/TUITI	6845	2000		150	1850	25.0	7.5	1,400-	70.0-
	CUSTODIAL SERVICE	6870	4500			4500	25.0		4,500-	100.0-
	PROPERTY TAXES	6995								
	SERVICES NOT SPECIFIED	6999	2000			2000	25.0		2,000-	100.0-
	OTHER SERVICES & CHA		9500		150	9350	25.0	1.5	8,900-	93.6-
63960	OTHER SERVICES & CHAR		1231654	20,247	228972	982435	25.0	18.5	315,766-	25.6-
	BUILDING/BLD IMPROVEMEN									
	BUILDING IMPROVEMENTS	7150								
	W&S WAREHOUSE IMPROVE	7150 11	67000			67000	25.0		67,000-	100.0-
	WATER PLANT RENOVATIO	7150 17								
	ELEVATOR	7150 24								
	BUILDING IMPROVEMEN		67000			67000	25.0		67,000-	100.0-

	BUILDING/BLD IMPROVE		67000			67000	25.0		67,000-	100.0-
	IMPROVEMENT OTHER THAN									
	FENCES/RAILINGS	7212								
	LANDSCAPING	7250								
	OTHER IMPROVEMENTS	7295								
	IMPROVEMENT OTHER TH									
	MACHINERY AND EQUIPMENT									
	OFFICE FURN/EQUIP.	7325								
	DATA PROCESSING EQUIP.	7327								
	WATER UTILITY SOFTWARE	7329								
9832	AGRICULTURAL EQUIPMENT	7335	10000		9832	168	25.0	98.3	29,327	293.2
	PLANT EQUIPMENT	7340								
	COMMUNICATION EQUIPMEN	7355								
	HYDRANTS & METERS	7365								
	OTHER EQUIPMENT	7399								
9832	MACHINERY AND EQUIPM		10000		9832	168	25.0	98.3	29,327	293.2
	VEHICLES									
	AUTOMOBILES	7400								
	PICK UP TRUCKS	7420								
	VEHICLES									
9832	CAPITAL OUTLAY		77000		9832	67168	25.0	12.7	37,672-	48.9-
122891	EXPENDITURES		2135204	41,915	397863	1695427	25.0	18.6	543,752-	25.4-

THIS MONTH ACTUAL		OBJ/SUB	ANNUAL BUDGET	OPEN PO & CONTRACTS	YTD ACTUAL	REMAINING BALANCE	PERCENT PLAN	PERCENT ACTUAL	....PROJECTED.... OVER/UNDER	%
	SALARIES									
25053	REGULAR WAGES	4000	415422		81527	333895	25.0	19.6	89,313-	21.4-
	DISASTER RECOVERY WAGE	4010								
1711	OVERTIME	4300	32000		4869	27131	25.0	15.2	12,524-	39.1-
	DISASTER RECOVERY OVER	4310								
26764	SALARIES		447422		86395	361027	25.0	19.3	101,842-	22.7-
	EMPLOYEE BENEFITS									
4215	STATE RETIREMENT	4600	70470		13607	56863	25.0	19.3	16,041-	22.7-
2030	F.I.C.A. TAXES	4700	34230		6556	27674	25.0	19.1	8,006-	23.3-
8120	HOSPITALIZATION INS.	4800	124800		23200	101600	25.0	18.5	32,000-	25.6-
	UNEMPLOYMENT BENEFITS	4900	1000			1000	25.0		1,000-	100.0-
	WORKMAN'S COMPENSATION	4910	16500			16500	25.0		16,500-	100.0-
14366	EMPLOYEE BENEFITS		247000		43364	203636	25.0	17.5	73,543-	29.7-
41130	PERSONAL SERVICES		694422		129759	564663	25.0	18.6	175,386-	25.2-
	OPERATING SUPPLIES									
	CLEANING/JANITORIAL SP	5100								
	HOUSEHOLD SUPPLIES	5110								
	MEDICAL SUPPLIES	5120								
8709	CHEMICALS	5130	165000	6,203	25577	133221	25.0	15.5	62,691-	37.9-
513	GAS AND OIL	5250	10000		1396	8604	25.0	13.9	4,416-	44.1-
	LUBRICANTS	5255								
855	DIESEL FUEL	5257	15000		2256	12744	25.0	15.0	5,976-	39.8-
	OTHER FUEL	5260								
	WEARING APPAREL	5355	3000			3000	25.0		3,000-	100.0-
	ASPHALT & ASPHALT PROD	5400	10000		592	9408	25.0	5.9	7,632-	76.3-
	CONCRETE, CEMENT, ETC.	5405	1000		166	834	25.0	16.6	336-	33.6-
	BRICK,STONE,MORTAR,ETC	5410								
	SAND,CLAY,GRVL,FILL DI	5415	15000			15000	25.0		15,000-	100.0-
	DRAINAGE PIPE & CULVER	5420								
	HORT./LANDSCAPING SPLY	5440	500			500	25.0		500-	100.0-
432	HAND TOOLS	5450	7500		432	7068	25.0	5.7	5,772-	76.9-
	MINOR EQUIPMENT	5460	5000			5000	25.0		5,000-	100.0-
	PUMPING EQUIPMENT PART	5495	100			100	25.0		100-	100.0-
118	OTHER OPERATING MATL/S	5590	6000	158	167	5675	25.0	2.7	5,331-	88.8-
10627	OPERATING SUPPLIES		238100	6,361	30586	201154	25.0	12.8	115,756-	48.6-
	REPAIR & MAINTENANCE SP									
	BUILDING MATERIALS & S	5600	500			500	25.0		500-	100.0-
	ELECTRICAL SUPPLIES	5605	2500	981		1519	25.0		2,500-	100.0-
1798	PLUMBING SUPPLIES	5610	30000		4347	25653	25.0	14.4	12,612-	42.0-

	STRUCTURAL STEEL & IRO	5620								
	PAINT AND PAINTING SPL	5650	500			500	25.0		500-	100.0-
1792	MTR VEHICLE REP. PTS/S	5700	25000	3,967	3294	17738	25.0	13.1	11,824-	47.2-
	COMMUNICATION REPAIR P	5750								
	AGRICLTRL REPAIR PTS/S	5755								
	EXPENDABLE WELDING SPL	5770								
	OTHER REPAIR/MAINT. SP	5990	2000			2000	25.0		2,000-	100.0-
	DISASTER REPAIR SUPPLI	5995	40000		7936	32064	25.0	19.8	8,256-	20.6-
3590	REPAIR & MAINTENANCE		100500	4,948	15577	79975	25.0	15.4	38,192-	38.0-
14216	SUPPLIES AND EXPENSES		338600	11,309	46162	281129	25.0	13.6	153,952-	45.4-
	PROFESSIONAL SERVICES									
	LEGAL	6025								
	OTHER PROFESSIONAL SER	6049	2000	602		1398	25.0		2,000-	100.0-
	PROFESSIONAL SERVICE		2000	602		1398	25.0		2,000-	100.0-
	COMMUNICATIONS									
	TELEPHONE AND TELEGRAP	6060								
	POSTAGE	6070								
	COMMUNICATIONS									
	TRANSPORTATION									
136	TRAVEL EXPENSE	6110	1200		1132	68	25.0	94.3	3,327	277.2
	FREIGHT	6120	600		20	580	25.0	3.3	519-	86.5-
136	TRANSPORTATION		1800		1152	648	25.0	64.0	2,808	156.0
	ADVERTISING									
	ADVERTISING	6150								
	ADVERTISING									
	INSURANCE									
	PUBLIC LIAB/PROPERTY D	6255								
	BOILER MACHINERY	6260								
	AUTOMOBILE INSURANCE	6265								
	INSURANCE									
	UTILITIES									
13	GAS	6300	200		40	160	25.0	20.0	40-	20.0-
6168	ELECTRICITY	6305	80000		21053	58947	25.0	26.3	4,212	5.2
6182	UTILITIES		80200		21092	59108	25.0	26.2	4,168	5.1
	REPR/MAINT-OUTSIDE LABO									
	DISASTER REPAIRS	6351								
381	ELECTRICAL R&M	6355	5000		381	4619	25.0	7.6	3,476-	69.5-
	PLUMBING EQUIPMENT R&M	6357								
302275	STREETS & STRUCTURES R	6360	1176457	2,311-	602709	576058	25.0	51.2	1,234,379	104.9
	FIXED EQUIPMENT R&M	6380	2000			2000	25.0		2,000-	100.0-
	MINOR EQUIPMENT R&M	6382	2500			2500	25.0		2,500-	100.0-
1648	MOTOR VEHICLE EQ. R&M	6384	35000	1,107	2293	31599	25.0	6.5	25,828-	73.7-
293-	CONSTRUCTION EQUIP R&M	6386	20000	316	27	19657	25.0	.1	19,892-	99.4-

	AGRICULTURAL EQ. R&M	6387								
	COMMUNICATION EQ. R&M	6390	2000			2000	25.0		2,000-	100.0-
	TOW IN CHARGES	6398	2000			2000	25.0		2,000-	100.0-
	OTHER REPAIRS AND MAIN	6399								
304011	REPR/MAINT-OUTSIDE L		1244957	888-	605410	640434	25.0	48.6	1,176,682	94.5
	RENTALS									
	AUTOMOTIVE EQ. RENT	6415								
	MACHINERY RENT	6420	5000			5000	25.0		5,000-	100.0-
	CYLINDER RENT	6425								
191	UNIFORM RENT	6430	3500		613	2887	25.0	17.5	1,048-	29.9-
	OTHER RENT	6449	2500			2500	25.0		2,500-	100.0-
191	RENTALS		11000		613	10387	25.0	5.5	8,548-	77.7-
	OTHER SERVICES & CHARGE									
	REGISTRATION FEE/TUITI	6845	1000			1000	25.0		1,000-	100.0-
	SERVICES NOT SPECIFIED	6999								
	OTHER SERVICES & CHA		1000			1000	25.0		1,000-	100.0-
310520	OTHER SERVICES & CHAR		1340957	286-	628268	712974	25.0	46.8	1,172,115	87.4
	BUILDING/BLD IMPROVEMEN									
	BUILDINGS	7100								
	SEWER MAINT. BLDG.	7100 09								
	BUILDINGS									
	BUILDING/BLD IMPROVE									
	IMPROVEMENT OTHER THAN									
	BRIDGES	7210								
	FENCES/RAILINGS	7212								
	DRAINS	7215								
	SEWERS	7220								
	STREETS & ROADWAYS	7230								
	IMPROVEMENT OTHER TH									
	MACHINERY AND EQUIPMENT									
	ENGINEERING	7305								
	DATA PROCESSING EQUIP.	7327								
	AGRICULTURAL EQUIPMENT	7335								
	PLANT EQUIPMENT	7340								
	CONSTRUCTION EQUIPMENT	7345								
	COMMUNICATION EQUIPMEN	7355								
	PIPE	7370								
	OTHER EQUIPMENT	7399	15000	10,210		4790	25.0		15,000-	100.0-
	MACHINERY AND EQUIPM		15000	10,210		4790	25.0		15,000-	100.0-
	VEHICLES									
	AUTOMOBILES	7400								
	PICK UP TRUCKS	7420								
	DUMP TRUCKS	7440								

	SPECIAL TRUCKS	7450								
	VEHICLES									
	CAPITAL OUTLAY		15000	10,210		4790	25.0		15,000-	100.0-
365866	EXPENDITURES		2388979	21,233	804189	1563557	25.0	33.6	827,777	34.6

THIS MONTH ACTUAL		OBJ/SUB	ANNUAL BUDGET	OPEN PO & CONTRACTS	YTD ACTUAL	REMAINING BALANCE	PERCENT PLAN	PERCENT ACTUAL	....PROJECTED.... OVER/UNDER	%
	SALARIES									
8284	REGULAR WAGES	4000	149729		26930	122799	25.0	17.9	42,008-	28.0-
	DISASTER RECOVERY WAGE	4010								
560	OVERTIME	4300	20000		1449	18551	25.0	7.2	14,204-	71.0-
	DISASTER RECOVERY OVER	4310								
8844	SALARIES		169729		28379	141350	25.0	16.7	56,212-	33.1-
	EMPLOYEE BENEFITS									
1393	STATE RETIREMENT	4600	26740		4470	22270	25.0	16.7	8,860-	33.1-
645	F.I.C.A. TAXES	4700	12990		2080	10910	25.0	16.0	4,670-	35.9-
1745	HOSPITALIZATION INS.	4800	54600		4945	49655	25.0	9.0	34,820-	63.7-
	UNEMPLOYMENT BENEFITS	4900	1000			1000	25.0		1,000-	100.0-
	WORKMAN'S COMPENSATION	4910	6100			6100	25.0		6,100-	100.0-
3783	EMPLOYEE BENEFITS		101430		11495	89935	25.0	11.3	55,449-	54.6-
12627	PERSONAL SERVICES		271159		39873	231286	25.0	14.7	111,667-	41.1-
	OFFICE SUPPLIES									
	OPERATING SUPPLIES									
	CLEANING/JANITORIAL SP	5100								
	MEDICAL SUPPLIES	5120	500			500	25.0		500-	100.0-
7376	CHEMICALS	5130	160000	3,282	32192	124526	25.0	20.1	31,231-	19.5-
732	GAS AND OIL	5250	10000		2270	7730	25.0	22.7	919-	9.1-
	LUBRICANTS	5255	4000			4000	25.0		4,000-	100.0-
	DIESEL FUEL	5257	5000		41	4959	25.0	.8	4,835-	96.7-
	OTHER FUEL	5260								
	WEARING APPAREL	5355	500			500	25.0		500-	100.0-
	CONCRETE, CEMENT, ETC.	5405								
	SAND,CLAY,GRVL,FILL DI	5415								
	HAND TOOLS	5450	1000			1000	25.0		1,000-	100.0-
	MINOR EQUIPMENT	5460	5000			5000	25.0		5,000-	100.0-
	METER PARTS	5485								
	VALVE PARTS	5490								
	PUMPING EQUIPMENT PART	5495	150000		3094	146906	25.0	2.0	137,624-	91.7-
	OTHER OPERATING MATL/S	5590	4000			4000	25.0		4,000-	100.0-
8108	OPERATING SUPPLIES		340000	3,282	37597	299121	25.0	11.0	189,612-	55.7-
	REPAIR & MAINTENANCE SP									
	BUILDING MATERIALS & S	5600	100			100	25.0		100-	100.0-
	ELECTRICAL SUPPLIES	5605	25000	4,182	1738	19080	25.0	6.9	18,048-	72.1-
	PLUMBING SUPPLIES	5610	3000			3000	25.0		3,000-	100.0-
	STRUCTURAL STEEL & IRO	5620								
	PAINT AND PAINTING SPL	5650								

	MTR VEHICLE REP. PTS/S	5700	6000		76	5924	25.0	1.2	5,696-	94.9-
	COMMUNICATION REPAIR P	5750								
	EXPENDABLE WELDING SPL	5770								
	OTHER REPAIR/MAINT. SP	5990								
	DISASTER REPAIR SUPPLI	5995								
	REPAIR & MAINTENANCE		34100	4,182	1814	28104	25.0	5.3	26,843-	78.7-
8108	SUPPLIES AND EXPENSES		374100	7,464	39411	327225	25.0	10.5	216,456-	57.8-
	PROFESSIONAL SERVICES									
	CONSULTANT SERV/SURVEY	6020								
	LEGAL	6025	500000			500000	25.0		500,000-	100.0-
	MEDICAL	6027								
	OTHER PROFESSIONAL SER	6049	50000		15181	34819	25.0	30.3	10,723	21.4
	PROFESSIONAL SERVICE		550000		15181	534819	25.0	2.7	489,276-	88.9-
	TRANSPORTATION									
	TRAVEL EXPENSE	6110	2500			2500	25.0		2,500-	100.0-
	FREIGHT	6120		50	17	67-			68	
	MESSENGER/EXPRESS SERV	6130								
	TRANSPORTATION		2500	50	17	2433	25.0	.6	2,431-	97.2-
	ADVERTISING									
	ADVERTISING	6150								
	ADVERTISING									
	INSURANCE									
	PUBLIC LIAB/PROPERTY D	6255								
	AUTOMOBILE INSURANCE	6265								
	INSURANCE									
	UTILITIES									
59142	ELECTRICITY	6305	720000		172334	547666	25.0	23.9	30,663-	4.2-
	INTERFUND ENERGY REIMB	6307								
59142	UTILITIES		720000		172334	547666	25.0	23.9	30,663-	4.2-
	REPR/MAINT-OUTSIDE LABO									
	BUILDING R&M	6350								
	DISASTER REPAIRS	6351								
	ELECTRICAL R&M	6355	25000	8,369		16632	25.0		25,000-	100.0-
68122	FIXED EQUIPMENT R&M	6380	1191868	4,300	378388	809180	25.0	31.7	321,683	26.9
	MINOR EQUIPMENT R&M	6382								
	MOTOR VEHICLE EQ. R&M	6384	3000	490	132	2378	25.0	4.4	2,472-	82.4-
	CONSTRUCTION EQUIP R&M	6386								
	COMMUNICATION EQ. R&M	6390								
	DISINFECT./EXTERMINATI	6394	600		120	480	25.0	20.0	120-	20.0-
	TOW IN CHARGES	6398	300			300	25.0		300-	100.0-
	OTHER REPAIRS AND MAIN	6399	1000	350		650	25.0		1,000-	100.0-
68122	REPR/MAINT-OUTSIDE L		1221768	13,509	378640	829620	25.0	30.9	292,791	23.9

	RENTALS									
	MACHINERY RENT	6420								
141	UNIFORM RENT	6430	2000		410	1590	25.0	20.5	359-	17.9-
141	RENTALS		2000		410	1590	25.0	20.5	359-	17.9-
	OTHER SERVICES & CHARGE									
	SETTLEMT OF DAMAGE CLA	6700	165000			165000	25.0		165,000-	100.0-
	DUES AND MEMBERSHIPS	6840	1000			1000	25.0		1,000-	100.0-
	REGISTRATION FEE/TUITI	6845	1000			1000	25.0		1,000-	100.0-
	SERVICES NOT SPECIFIED	6999	13000			13000	25.0		13,000-	100.0-
	OTHER SERVICES & CHA		180000			180000	25.0		180,000-	100.0-
127405	OTHER SERVICES & CHAR		2676268	13,559	566581	2096129	25.0	21.1	409,944-	15.3-
	IMPROVEMENT OTHER THAN									
	SEWERS	7220								
	CDBG-WIS PAK	7220 46								
	SEWERS									
	STREETS & ROADWAYS	7230								
	OTHER IMPROVEMENTS	7295								
	BONHOMIE RD PUMPING S	7295 47								
	OTHER IMPROVEMENTS									
	IMPROVEMENT OTHER TH									
	MACHINERY AND EQUIPMENT									
	OFFICE FURN/EQUIP.	7325								
	DATA PROCESSING EQUIP.	7327								
	AGRICULTURAL EQUIPMENT	7335	10000			10000	25.0		10,000-	100.0-
	COMMUNICATION EQUIPMEN	7355								
	OTHER EQUIPMENT	7399								
	MACHINERY AND EQUIPM		10000			10000	25.0		10,000-	100.0-
	VEHICLES									
	AUTOMOBILES	7400								
	SPECIAL TRUCKS	7450								
	VEHICLES									
	CAPITAL OUTLAY		10000			10000	25.0		10,000-	100.0-
	CAPITAL LEASE PAYMENTS									
	ENERGY IMPR LEASE	8517								
	CAPITAL LEASE PAYMEN									
	INTEREST ON CAPITAL LEA									
	ENERGY IMPR LEASE	8617								
	INTEREST ON CAPITAL									

	DEBT SERVICE								
148139	EXPENDITURES	3331527	21,023	645865	2664640	25.0	19.3	748,067-	22.4-

THIS MONTH ACTUAL		OBJ/SUB	ANNUAL BUDGET	OPEN PO & CONTRACTS	YTD ACTUAL	REMAINING BALANCE	PERCENT PLAN	PERCENT ACTUAL	....PROJECTED.... OVER/UNDER	%
	CONSULTANT SERV/SURVEY	6020								
	LEGAL	6025								
	OTHER PROFESSIONAL SER	6049								
	BONDS REDEEMED									
	GENERAL ISSUES	8000	2111000			2111000	25.0		2,111,000-	100.0-
	REVENUE ISSUES	8010	2930000			2930000	25.0		2,930,000-	100.0-
	5 YEAR NOTE PRINCIPAL	8021								
	BONDS REDEEMED		5041000			5041000	25.0		5,041,000-	100.0-
	INTEREST ON BONDS									
	GENERAL ISSUES	8100	264555			264555	25.0		264,555-	100.0-
	REVENUE ISSUES	8110	2208893		166078	2042815	25.0	7.5	1,544,581-	69.9-
	5 YEAR NOTE INTEREST	8121								
	INTEREST ON BONDS		2473448		166078	2307370	25.0	6.7	1,809,136-	73.1-
	PAYING AGENT FEES									
2000	GENERAL ISSUES	8400	9000		2000	7000	25.0	22.2	999-	11.1-
	REVENUE ISSUES	8410	6000			6000	25.0		6,000-	100.0-
2000	PAYING AGENT FEES		15000		2000	13000	25.0	13.3	6,999-	46.6-
2000	DEBT SERVICE		7529448		168078	7361370	25.0	2.2	6,857,136-	91.0-
2000	EXPENDITURES		7529448		168078	7361370	25.0	2.2	6,857,136-	91.0-

THIS MONTH ACTUAL		OBJ/SUB	ANNUAL BUDGET	OPEN PO & CONTRACTS	YTD ACTUAL	REMAINING BALANCE	PERCENT PLAN	ACTUAL	....PROJECTED.... OVER/UNDER	%
	TRANSFERS TO OTHER FUND									
	T/T W & S RFDG.BONDS	9000 65								
	T/T W & S CONSTRUCTION	9000 75								
---			---	---	---	---	---	---	---	---
	TRANSFERS TO OTHER F									
---			---	---	---	---	---	---	---	---
	TRANSFERS									
---			---	---	---	---	---	---	---	---
	EXPENDITURES									

THIS MONTH ACTUAL		OBJ/SUB	ANNUAL BUDGET	OPEN PO & CONTRACTS	YTD ACTUAL	REMAINING BALANCE	PERCENT PLAN	PERCENT ACTUAL	....PROJECTED.... OVER/UNDER	%
	NOTE PRINCIPAL									
7895	SRF NOTE	8222	96000		23598	72402	25.0	24.5	1,608-	1.6-
7895	NOTE PRINCIPAL		96000		23598	72402	25.0	24.5	1,608-	1.6-
	INTEREST ON NOTES									
394	SRF NOTE	8332	3467		1269	2198	25.0	36.6	1,609	46.4
394	INTEREST ON NOTES		3467		1269	2198	25.0	36.6	1,609	46.4
	PAYING AGENT FEES									
2800	REVENUE ISSUES	8410	11000		5350	5650	25.0	48.6	10,399	94.5
2800	PAYING AGENT FEES		11000		5350	5650	25.0	48.6	10,399	94.5
	CAPITAL LEASE PAYMENTS									
	2012 EQUIP LEASE	8514								
	CAPITAL LEASE PAYMEN									
	INTEREST ON CAPITAL LEA									
	2012 EQUIP LEASE	8614								
	INTEREST ON CAPITAL									
11089	DEBT SERVICE		110467		30217	80250	25.0	27.3	10,400	9.4
11089	EXPENDITURES		110467		30217	80250	25.0	27.3	10,400	9.4

THIS MONTH ACTUAL		OBJ/SUB	ANNUAL BUDGET	OPEN PO & CONTRACTS	YTD ACTUAL	REMAINING BALANCE	PERCENT PLAN	PERCENT ACTUAL	....PROJECTED.... OVER/UNDER	%
	TRANSFERS TO OTHER FUND									
	T/T GENERAL FUND	9000 01	500000			500000	25.0		500,000-	100.0-
	T/T WATER & SEWER O&M	9000 09	10450000		1741667	8708333	25.0	16.6	3,483,331-	33.3-
	T/T WATER & SEWER B&I	9000 10								
	T/T WATER & SEWER B&I	9000 10A								
	T/T WATER & SEWER B&I	9000 10B	900000		150000	750000	25.0	16.6	300,000-	33.3-
	T/T WATER & SEWER B&I	9000 10C	1575000		262500	1312500	25.0	16.6	525,000-	33.3-
	T/T WATER & SEWER B&I	9000 10D	3200000		533333	2666667	25.0	16.6	1,066,667-	33.3-
	T/T 2010 W&S GO BOND	9000 10GO	480000		80000	400000	25.0	16.6	159,999-	33.3-
	T/T W&SB&I (METER GO)	9000 10M	700000		116667	583333	25.0	16.6	233,332-	33.3-
	T/T 2016 W&S REF BONDS	9000 10REF	1520000		253333	1266667	25.0	16.6	506,668-	33.3-
	T/T W&SB&I-USA YEAST P	9000 15								
	T/T WATER & SEWER CONT	9000 17								
331473-	T/T W & S CONSTRUCTION	9000 75	2225133			2225133	25.0		2,225,133-	100.0-
	T/T 2010 W&S GO BOND	9000 99								
331473-	TRANSFERS TO OTHER F		21550133		3137500	18412633	25.0	14.5	9,000,133-	41.7-
331473-	TRANSFERS		21550133		3137500	18412633	25.0	14.5	9,000,133-	41.7-
331473-	EXPENDITURES		21550133		3137500	18412633	25.0	14.5	9,000,133-	41.7-

THIS MONTH ACTUAL		OBJ/SUB	ANNUAL BUDGET	OPEN PO & CONTRACTS	YTD ACTUAL	REMAINING BALANCE	PERCENT PLAN	PERCENT ACTUAL	....PROJECTED.... OVER/UNDER	%
	RENTALS									
108	OFFICE EQUIPMENT RENT	6410	2000		323	1677	25.0	16.1	707-	35.3-
108	RENTALS		2000		323	1677	25.0	16.1	707-	35.3-
	OTHER SERVICES & CHARGE									
	DEPR. EXPENSE - METERS	6800								
	CASH OVERAGE/SHORTAGE	6819								
223	BANK SERV/TRF FEE	6832	2700		659	2041	25.0	24.4	63-	2.3-
	REFUNDS	6835								
7117	WATER RELATED REFUND	6835 WTR	15000		10370	4630	25.0	69.1	26,480	176.5
7117	REFUNDS		15000		10370	4630	25.0	69.1	26,480	176.5
	NSF CHECKS	6836								
	BAD DEBT EXPENSE	6837								
133	BANK NSF FEES	6838	2000		434	1566	25.0	21.7	263-	13.1-
	OTHER INCOME EXPENSE	6839	5000			5000	25.0		5,000-	100.0-
7473	OTHER SERVICES & CHA		24700		11462	13238	25.0	46.4	21,148	85.6
7581	OTHER SERVICES & CHAR		26700		11786	14914	25.0	44.1	20,444	76.5
7581	EXPENDITURES		26700		11786	14914	25.0	44.1	20,444	76.5

THIS MONTH ACTUAL		OBJ/SUB	ANNUAL BUDGET	OPEN PO & CONTRACTS	YTD ACTUAL	REMAINING BALANCE	PERCENT PLAN ACTUAL	....PROJECTED.... OVER/UNDER	%
	OTHER SERVICES & CHARGE								
	PROP.TAX COLL. FEES .0	6830							
	PROP.TAX COLL. FEES.00	6831							
	BANK SERV/TRF FEE	6832							
	OTHER SERVICES & CHA								
	OTHER SERVICES & CHAR								
	BONDS REDEEMED								
	IND/ECON DEV ISSUES	8020							
	BONDS REDEEMED								
	INTEREST ON BONDS								
	IND/ECON DEV ISSUES	8120							
	INTEREST ON BONDS								
	PAYING AGENT FEES								
	IND/ECON DEV ISSUES	8420							
	PAYING AGENT FEES								
	DEBT SERVICE								
	EXPENDITURES								

CITY OF HATTIESBURG
EXPENDITURE REPORT
ALL FUNDS
3 Months Ending 12/31/17

THIS MONTH ACTUAL		OBJ/SUB	ANNUAL BUDGET	OPEN PO & CONTRACTS	YTD ACTUAL	REMAINING BALANCE	PERCENT PLAN	PERCENT ACTUAL	....PROJECTED.... OVER/UNDER	%
	TRANSFERS TO OTHER FUND									
	T/T GENERAL FUND	9000 01	6895			6895	25.0		6,895-	100.0-
	TRANSFERS TO OTHER F		6895			6895	25.0		6,895-	100.0-
	TRANSFERS		6895			6895	25.0		6,895-	100.0-
	EXPENDITURES		6895			6895	25.0		6,895-	100.0-

THIS MONTH ACTUAL		OBJ/SUB	ANNUAL BUDGET	OPEN PO & CONTRACTS	YTD ACTUAL	REMAINING BALANCE	PERCENT PLAN	PERCENT ACTUAL	....PROJECTED.... OVER/UNDER	%
	CONSULTANT SERV/SURVEY	6020								
	LEGAL FEES	6025								
	OTHER SERVICES	6049								
	INTERGOV'TL-DEBT SERV									
	P&I-FORREST CTY(KOHLER	6455								
	INTERGOV'TL-DEBT SER									
	OTHER SERVICES & CHARGE									
782	PROP.TAX COLL. FEES .0	6830	14000		2617	11383	25.0	18.6	3,532-	25.2-
193	PROP.TAX COLL. FEES.00	6831	19000		245	18755	25.0	1.2	18,019-	94.8-
	BANK SERV/TRF FEE	6832								
975	OTHER SERVICES & CHA		33000		2862	30138	25.0	8.6	21,552-	65.3-
975	OTHER SERVICES & CHAR		33000		2862	30138	25.0	8.6	21,552-	65.3-
	BONDS REDEEMED									
	GENERAL ISSUES	8000	1700000		885000	815000	25.0	52.0	1,840,000	108.2
	IND/ECON DEV ISSUES	8020								
	5 YEAR NOTE PRINCIPAL	8021								
	BONDS REDEEMED		1700000		885000	815000	25.0	52.0	1,840,000	108.2
	INTEREST ON BONDS									
54550	GENERAL ISSUES	8100	223350		109000	114350	25.0	48.8	212,649	95.2
	IND/ECON DEV ISSUES	8120								
	5 YEAR NOTE INTEREST	8121								
54550	INTEREST ON BONDS		223350		109000	114350	25.0	48.8	212,649	95.2
	PAYING AGENT FEES									
2300	GENERAL ISSUES	8400	12000		4050	7950	25.0	33.7	4,200	35.0
	IND/ECON DEV ISSUES	8420								
2300	PAYING AGENT FEES		12000		4050	7950	25.0	33.7	4,200	35.0
56850	DEBT SERVICE		1935350		998050	937300	25.0	51.5	2,056,849	106.2
57825	EXPENDITURES		1968350		1000912	967438	25.0	50.8	2,035,297	103.4

THIS MONTH ACTUAL		OBJ/SUB	ANNUAL BUDGET	OPEN PO & CONTRACTS	YTD ACTUAL	REMAINING BALANCE	PERCENT PLAN ACTUAL	....PROJECTED.... OVER/UNDER	%
	OTHER SERVICES & CHARGE								
5964	PROP.TAX COLL. FEES .0	6830			18243	18243-		72,972	
602	PROP.TAX COLL. FEES.00	6831			1405	1405-		5,619	
6567	OTHER SERVICES & CHA				19648	19648-		78,591	
6567	OTHER SERVICES & CHAR				19648	19648-		78,591	
6567	EXPENDITURES				19648	19648-		78,591	

THIS MONTH ACTUAL		OBJ/SUB	ANNUAL BUDGET	OPEN PO & CONTRACTS	YTD ACTUAL	REMAINING BALANCE	PERCENT PLAN	ACTUAL	....PROJECTED.... OVER/UNDER	%
	BONDS REDEEMED									
	REVENUE ISSUES	8010								
---			---	---	---	---	---	---	---	---
	BONDS REDEEMED									
	INTEREST ON BONDS									
	REVENUE ISSUES	8110								
---			---	---	---	---	---	---	---	---
	INTEREST ON BONDS									
	PAYING AGENT FEES									
	REVENUE ISSUES	8410								
---			---	---	---	---	---	---	---	---
	PAYING AGENT FEES									
---			---	---	---	---	---	---	---	---
	DEBT SERVICE									
---			---	---	---	---	---	---	---	---
	EXPENDITURES									

THIS MONTH ACTUAL		OBJ/SUB	ANNUAL BUDGET	OPEN PO & CONTRACTS	YTD ACTUAL	REMAINING BALANCE	PERCENT PLAN	PERCENT ACTUAL	....PROJECTED.... OVER/UNDER	%
	TRANSFERS TO OTHER FUND									
	T/T WATER & SEWER B&I	9000 10	22			22	25.0		22-	100.0-
	TRANSFERS TO OTHER F		22			22	25.0		22-	100.0-
	TRANSFERS		22			22	25.0		22-	100.0-
	EXPENDITURES		22			22	25.0		22-	100.0-

017500 - W&S CONTINGENCY-TRANSFERS

CITY OF HATTIESBURG
EXPENDITURE REPORT
ALL FUNDS
3 Months Ending 12/31/17

1/03/18

THIS MONTH ACTUAL		OBJ/SUB	ANNUAL BUDGET	OPEN PO & CONTRACTS	YTD ACTUAL	REMAINING BALANCE	PERCENT PLAN ACTUAL	....PROJECTED.... OVER/UNDER	%
	TRANSFERS TO OTHER FUND								
	T/T WATER & SEWER B&I	9000 10							
	T/T W & S RFDG.BONDS	9000 65							
	T/T W & S CONSTRUCTION	9000 75							
---	TRANSFERS TO OTHER F		---	---	---	---	--- ---	---	---
---	TRANSFERS		---	---	---	---	--- ---	---	---
---	EXPENDITURES		---	---	---	---	--- ---	---	---

017690 - W&S CONTINGENCY-EXPENDITURES

CITY OF HATTIESBURG
EXPENDITURE REPORT
ALL FUNDS
3 Months Ending 12/31/17

1/03/18

THIS MONTH ACTUAL		OBJ/SUB	ANNUAL BUDGET	OPEN PO & CONTRACTS	YTD ACTUAL	REMAINING BALANCE	PERCENT PLAN	ACTUAL	....PROJECTED.... OVER/UNDER	%
	REPR/MAINT-OUTSIDE LABO FIXED EQUIPMENT R&M	6380								
	REPR/MAINT-OUTSIDE L									
	OTHER SERVICES & CHARGE SERVICES NOT SPECIFIED	6999								
	OTHER SERVICES & CHA									
	OTHER SERVICES & CHAR									
	IMPROVEMENT OTHER THAN SEWERS	7220								
	IMPROVEMENT OTHER TH									
	MACHINERY AND EQUIPMENT PLANT EQUIPMENT	7340								
	MACHINERY AND EQUIPM									
	CAPITAL OUTLAY									
	EXPENDITURES									

THIS MONTH ACTUAL		OBJ/SUB	ANNUAL BUDGET	OPEN PO & CONTRACTS	YTD ACTUAL	REMAINING BALANCE	PERCENT PLAN ACTUAL	....PROJECTED.... OVER/UNDER	%
	PROFESSIONAL SERVICES								
	AUDITING AND ACCOUNTIN	6010							
178	OTHER PROFESSIONAL SER	6049			1531	1531-		6,123	
178	PROFESSIONAL SERVICE				1531	1531-		6,123	
	OTHER SERVICES & CHANGE								
210876	PENSION EXPENSE	6825			632628	632628-		2,530,512	
441	PROP.TAX COLL. FEES .0	6830			1373	1373-		5,492	
111	PROP.TAX COLL. FEES.00	6831			135	135-		540	
	REFUNDS	6835							
	PFDR ACC. CONTRI. REF	6835 PFDR							
	REFUNDS								
211428	OTHER SERVICES & CHA				634136	634136-		2,536,544	
211606	OTHER SERVICES & CHAR				635667	635667-		2,542,668	
211606	EXPENDITURES				635667	635667-		2,542,668	

THIS MONTH ACTUAL		OBJ/SUB	ANNUAL BUDGET	OPEN PO & CONTRACTS	YTD ACTUAL	REMAINING BALANCE	PERCENT PLAN	PERCENT ACTUAL	....PROJECTED.... OVER/UNDER	%
	OFFICE SUPPLIES									
	OTHER EXPENDABLE OFF.S	5010								
	OFFICE SUPPLIES									
	OPERATING SUPPLIES									
	FOOD	5115								
	GAS AND OIL	5250								
	UNIFORMS, BADGES, ETC.	5350								
	WEARING APPAREL	5355								
	WEARING APPAREL-HURR R	5356								
	MINOR EQUIPMENT	5460								
	DISPATCHER TRNG.MATERI	5468								
	MINOR EQ-HURR.RELIEF	5471								
	OTHER OPER.MATLS-K-9 S	5590								
	OTHER OPER.MATLS-CRIME	5591	12000		2457	9543	25.0	20.4	2,172-	18.1-
1849	OTHER OPER.MATLS-D.A.R	5592	29441	3,145	6519	19777	25.0	22.1	3,365-	11.4-
	OTHER OPER-NON-SWORN C	5595								
	PAINT AND PAINTING SPL	5650								
	COMMUNICATION REPAIR P	5750								
	MINOR COMPUTER EQUIP.	5800								
1849	OPERATING SUPPLIES		41441	3,145	8975	29321	25.0	21.6	5,540-	13.3-
1849	SUPPLIES AND EXPENSES		41441	3,145	8975	29321	25.0	21.6	5,540-	13.3-
	PROFESSIONAL SERVICES									
	METRO CRIME STOPPERS	6039	10000			10000	25.0		10,000-	100.0-
	FEES - NON-SWORN CLASS	6044								
	OTHER PROFESSIONAL SER	6049								
	PROFESSIONAL SERVICE		10000			10000	25.0		10,000-	100.0-
	COMMUNICATIONS									
	TELEPHONE AND TELEGRAP	6060								
	COMMUNICATIONS									
	TRANSPORTATION									
	TRAVEL EXPENSE	6110								
	TRAVEL EXP-M/C TRAININ	6112	3600			3600	25.0		3,600-	100.0-
	TRAVEL EXP-K-9 TRAININ	6113								
	TRAVEL EXP-TELECOMMUNI	6114								
	TRAVEL/REG-NON SWORN P	6117								
	FREIGHT	6120								
	TRANSPORTATION		3600			3600	25.0		3,600-	100.0-

	ADVERTISING									
	ADVERTISING	6150								
	ADVERTISING									
	PRINTING AND BINDING									
	PRINTING	6200								
	PRINTING AND BINDING									
	OTHER SERVICES & CHARGE									
	EVIDENCE BUY MONEY	6817								
	GRANT RELATED REFUND	6835 STATE								
	EVIDENCE BUY MONEY									
2500	DUES AND MEMBERSHIPS	6840	3000		2500	500	25.0	83.3	6,999	233.3
	REGISTRATION FEE/TUITI	6845								
2500	OTHER SERVICES & CHA		3000		2500	500	25.0	83.3	6,999	233.3
2500	OTHER SERVICES & CHAR		16600		2500	14100	25.0	15.0	6,600-	39.7-
	LAND									
	LAND	7000								
	LAND									
	BUILDING/BLD IMPROVEMEN									
	BUILDINGS	7100								
	POLICE SERV CTR BLDG	7100 22								
	BUILDINGS									
	BUILDING/BLD IMPROVE									
	MACHINERY AND EQUIPMENT									
	OFFICE FURN/EQUIP.	7325								
	DATA PROCESSING EQUIP.	7327								
	COMMUNICATION EQUIPMEN	7355								
	EQUIP-HURR.RELIEF	7376								
	OTHER EQUIPMENT	7399	58917		1206	57711	25.0	2.0	54,093-	91.8-
	MACHINERY AND EQUIPM		58917		1206	57711	25.0	2.0	54,093-	91.8-
	VEHICLES									
	AUTOMOBILES	7400	200000			200000	25.0		200,000-	100.0-
	MOTORCYCLES	7405								
	VEHICLES		200000			200000	25.0		200,000-	100.0-
	OTHER									
	ZOOLOGICAL ANIMALS	7505								
	OTHER									
	CAPITAL OUTLAY		258917		1206	257711	25.0	.4	254,093-	98.1-
4349	EXPENDITURES		316958	3,145	12681	301132	25.0	4.0	266,234-	83.9-

THIS MONTH ACTUAL		OBJ/SUB	ANNUAL BUDGET	OPEN PO & CONTRACTS	YTD ACTUAL	REMAINING BALANCE	PERCENT PLAN ACTUAL	....PROJECTED.... OVER/UNDER	%
	TRANSFERS TO OTHER FUND								
	T/T GENERAL (COPS '98)	9000 01							
	T/T GENERAL O/T-HURR R	9000 01HR							
---			---	---	---	---	--- ---	---	---
	TRANSFERS TO OTHER F								
---			---	---	---	---	--- ---	---	---
	TRANSFERS								
---			---	---	---	---	--- ---	---	---
	EXPENDITURES								

THIS MONTH ACTUAL		OBJ/SUB	ANNUAL BUDGET	OPEN PO & CONTRACTS	YTD ACTUAL	REMAINING BALANCE	PERCENT PLAN ACTUAL	....PROJECTED.... OVER/UNDER	%
	OTHER SERVICES & CHARGE								
	PROP.TAX COLL. FEES .0	6830							
	PROP.TAX COLL. FEES.00	6831							
	BANK SERV/TRF FEE	6832							
	OTHER SERVICES & CHA								
	OTHER SERVICES & CHAR								
	BONDS REDEEMED								
	IND/ECON DEV ISSUES	8020	140000			140000	25.0	140,000-	100.0-
	BONDS REDEEMED		140000			140000	25.0	140,000-	100.0-
	INTEREST ON BONDS								
	IND/ECON DEV ISSUES	8120	104033			104033	25.0	104,033-	100.0-
	INTEREST ON BONDS		104033			104033	25.0	104,033-	100.0-
	PAYING AGENT FEES								
	IND/ECON DEV ISSUES	8420	2000			2000	25.0	2,000-	100.0-
	PAYING AGENT FEES		2000			2000	25.0	2,000-	100.0-
	DEBT SERVICE		246033			246033	25.0	246,033-	100.0-
	EXPENDITURES		246033			246033	25.0	246,033-	100.0-

THIS MONTH ACTUAL		OBJ/SUB	ANNUAL BUDGET	OPEN PO & CONTRACTS	YTD ACTUAL	REMAINING BALANCE	PERCENT PLAN ACTUAL	....PROJECTED.... OVER/UNDER	%
	OTHER SERVICES & CHARGE								
	PROP.TAX COLL. FEES .0	6830							
	PROP.TAX COLL. FEES.00	6831							
	BANK SERV/TRF FEE	6832							
	OTHER SERVICES & CHA								
	OTHER SERVICES & CHAR								
	BONDS REDEEMED								
	IND/ECON DEV ISSUES	8020							
	BONDS REDEEMED								
	INTEREST ON BONDS								
	IND/ECON DEV ISSUES	8120							
	INTEREST ON BONDS								
	PAYING AGENT FEES								
	IND/ECON DEV ISSUES	8420							
	PAYING AGENT FEES								
	DEBT SERVICE								
	EXPENDITURES								

CITY OF HATTIESBURG
EXPENDITURE REPORT
ALL FUNDS
3 Months Ending 12/31/17

THIS MONTH ACTUAL		OBJ/SUB	ANNUAL BUDGET	OPEN PO & CONTRACTS	YTD ACTUAL	REMAINING BALANCE	PERCENT PLAN	PERCENT ACTUAL	....PROJECTED.... OVER/UNDER	%
	TRANSFERS TO OTHER FUND									
	T/T GENERAL FUND	9000 01	67570			67570	25.0		67,570-	100.0-
	TRANSFERS TO OTHER F		67570			67570	25.0		67,570-	100.0-
	TRANSFERS		67570			67570	25.0		67,570-	100.0-
	EXPENDITURES		67570			67570	25.0		67,570-	100.0-

THIS MONTH ACTUAL		OBJ/SUB	ANNUAL BUDGET	OPEN PO & CONTRACTS	YTD ACTUAL	REMAINING BALANCE	PERCENT PLAN ACTUAL	....PROJECTED.... OVER/UNDER	%
	OTHER SERVICES & CHARGE								
	PROP.TAX COLL. FEES .0	6830							
	PROP.TAX COLL. FEES.00	6831							
	BANK SERV/TRF FEE	6832							
	OTHER SERVICES & CHA								
	OTHER SERVICES & CHAR								
	BONDS REDEEMED								
	IND/ECON DEV ISSUES	8020	120000			120000	25.0	120,000-	100.0-
	BONDS REDEEMED		120000			120000	25.0	120,000-	100.0-
	INTEREST ON BONDS								
	IND/ECON DEV ISSUES	8120	71688			71688	25.0	71,688-	100.0-
	INTEREST ON BONDS		71688			71688	25.0	71,688-	100.0-
	PAYING AGENT FEES								
	IND/ECON DEV ISSUES	8420	2000			2000	25.0	2,000-	100.0-
	PAYING AGENT FEES		2000			2000	25.0	2,000-	100.0-
	DEBT SERVICE		193688			193688	25.0	193,688-	100.0-
	EXPENDITURES		193688			193688	25.0	193,688-	100.0-

THIS MONTH ACTUAL		OBJ/SUB	ANNUAL BUDGET	OPEN PO & CONTRACTS	YTD ACTUAL	REMAINING BALANCE	PERCENT PLAN	ACTUAL	....PROJECTED.... OVER/UNDER	%
	TRANSFERS TO OTHER FUND									
	T/T GENERAL FUND	9000 01								
---			---	---	---	---	---	---	---	---
	TRANSFERS TO OTHER F									
---			---	---	---	---	---	---	---	---
	TRANSFERS									
---			---	---	---	---	---	---	---	---
	EXPENDITURES									

THIS MONTH ACTUAL		OBJ/SUB	ANNUAL BUDGET	OPEN PO & CONTRACTS	YTD ACTUAL	REMAINING BALANCE	PERCENT PLAN ACTUAL	....PROJECTED.... OVER/UNDER	%
	OTHER SERVICES & CHARGE								
	PROP.TAX COLL. FEES .0	6830							
	PROP.TAX COLL. FEES.00	6831							
	BANK SERV/TRF FEE	6832							
	OTHER SERVICES & CHA								
	OTHER SERVICES & CHAR								
	BONDS REDEEMED								
	IND/ECON DEV ISSUES	8020	375000			375000	25.0	375,000-	100.0-
	BONDS REDEEMED		375000			375000	25.0	375,000-	100.0-
	INTEREST ON BONDS								
	IND/ECON DEV ISSUES	8120	76441			76441	25.0	76,441-	100.0-
	INTEREST ON BONDS		76441			76441	25.0	76,441-	100.0-
	PAYING AGENT FEES								
	IND/ECON DEV ISSUES	8420	3500			3500	25.0	3,500-	100.0-
	PAYING AGENT FEES		3500			3500	25.0	3,500-	100.0-
	DEBT SERVICE		454941			454941	25.0	454,941-	100.0-
	EXPENDITURES		454941			454941	25.0	454,941-	100.0-

THIS MONTH ACTUAL		OBJ/SUB	ANNUAL BUDGET	OPEN PO & CONTRACTS	YTD ACTUAL	REMAINING BALANCE	PERCENT PLAN ACTUAL	....PROJECTED.... OVER/UNDER	%
	OTHER SERVICES & CHARGE								
	PROP.TAX COLL. FEES .0	6830							
	PROP.TAX COLL. FEES.00	6831							
	BANK SERV/TRF FEE	6832							
	OTHER SERVICES & CHA								
	OTHER SERVICES & CHAR								
	BONDS REDEEMED								
	IND/ECON DEV ISSUES	8020	45000			45000	25.0	45,000-	100.0-
	BONDS REDEEMED		45000			45000	25.0	45,000-	100.0-
	INTEREST ON BONDS								
	IND/ECON DEV ISSUES	8120	11600			11600	25.0	11,600-	100.0-
	INTEREST ON BONDS		11600			11600	25.0	11,600-	100.0-
	PAYING AGENT FEES								
	IND/ECON DEV ISSUES	8420	1000			1000	25.0	1,000-	100.0-
	PAYING AGENT FEES		1000			1000	25.0	1,000-	100.0-
	DEBT SERVICE		57600			57600	25.0	57,600-	100.0-
	EXPENDITURES		57600			57600	25.0	57,600-	100.0-

THIS MONTH ACTUAL		OBJ/SUB	ANNUAL BUDGET	OPEN PO & CONTRACTS	YTD ACTUAL	REMAINING BALANCE	PERCENT PLAN	PERCENT ACTUAL	....PROJECTED.... OVER/UNDER	%
	OTHER SERVICES & CHARGE									
	PROP.TAX COLL. FEES .0	6830								
	PROP.TAX COLL. FEES.00	6831								
	BANK SERV/TRF FEE	6832								
	OTHER SERVICES & CHA									
	OTHER SERVICES & CHAR									
	BONDS REDEEMED									
	IND/ECON DEV ISSUES	8020	75000			75000	25.0		75,000-	100.0-
	BONDS REDEEMED		75000			75000	25.0		75,000-	100.0-
	INTEREST ON BONDS									
	IND/ECON DEV ISSUES	8120	16000		8000	8000	25.0	50.0	16,000	100.0
	INTEREST ON BONDS		16000		8000	8000	25.0	50.0	16,000	100.0
	PAYING AGENT FEES									
	IND/ECON DEV ISSUES	8420	2000			2000	25.0		2,000-	100.0-
	PAYING AGENT FEES		2000			2000	25.0		2,000-	100.0-
	DEBT SERVICE		93000		8000	85000	25.0	8.6	60,999-	65.5-
	EXPENDITURES		93000		8000	85000	25.0	8.6	60,999-	65.5-

THIS MONTH ACTUAL		OBJ/SUB	ANNUAL BUDGET	OPEN PO & CONTRACTS	YTD ACTUAL	REMAINING BALANCE	PERCENT PLAN ACTUAL	....PROJECTED.... OVER/UNDER	%
	OTHER SERVICES & CHARGE								
	PROP.TAX COLL. FEES .0	6830							
	PROP.TAX COLL. FEES.00	6831							
	BANK SERV/TRF FEE	6832							
	OTHER SERVICES & CHA								
	OTHER SERVICES & CHAR								
	BONDS REDEEMED								
	IND/ECON DEV ISSUES	8020	156000			156000	25.0	156,000-	100.0-
	BONDS REDEEMED		156000			156000	25.0	156,000-	100.0-
	INTEREST ON BONDS								
	IND/ECON DEV ISSUES	8120	123863			123863	25.0	123,863-	100.0-
	INTEREST ON BONDS		123863			123863	25.0	123,863-	100.0-
	PAYING AGENT FEES								
	IND/ECON DEV ISSUES	8420	1300			1300	25.0	1,300-	100.0-
	PAYING AGENT FEES		1300			1300	25.0	1,300-	100.0-
	DEBT SERVICE		281163			281163	25.0	281,163-	100.0-
	EXPENDITURES		281163			281163	25.0	281,163-	100.0-

027500 - TAX COLLECTOR'S-TRANSFERS

CITY OF HATTIESBURG
EXPENDITURE REPORT
ALL FUNDS
3 Months Ending 12/31/17

1/03/18

THIS MONTH ACTUAL		OBJ/SUB	ANNUAL BUDGET	OPEN PO & CONTRACTS	YTD ACTUAL	REMAINING BALANCE	PERCENT PLAN ACTUAL	....PROJECTED.... OVER/UNDER	%
	TRANSFERS TO OTHER FUND								
237980	T/T GENERAL FUND	9000 01			487022	487022-		1,948,088	
	T/T GENERAL FD-C.C. FE	9000 01CC							
	T/T GENERAL FD-EXCESS	9000 01EB							
	T/T GENERAL FD-CHKG IN	9000 01ICHK							
7878	T/T GENERAL FD-INT/PEN	9000 01IP			39446	39446-		157,784	
12011	T/T PARKS & RECERATION	9000 02			25976	25976-		103,904	
11691	T/T LIBRARY	9000 04			25300	25300-		101,199	
	T/T 1999 TAX INCRE B&I	9000 12							
34979	T/T CITY B & I	9000 13			78954	78954-		315,816	
159255	T/T SCHOOL FUND	9000 14			422341	422341-		1,689,363	
20619	T/T SCHOOL-1988 SCH.BO	9000 14SB			53879	53879-		215,516	
19903	T/T POL/FIRE DIS./RELI	9000 18			42003	42003-		168,012	
	T/T 2002 TIF B&I-SP	9000 20							
	T/T 2004 TIF B&I-HD	9000 21							
	T/T 2003 TIF B&I-CS	9000 22							
	T/T 2007 TIF B&I-TC	9000 23							
	T/T 2008 TIF B&I-LC	9000 24							
	T/T 2011 TIF B&I-TC KO	9000 25							
	T/T '16 TIF B&I-WHISPE	9000 26							
	T/T 2016 TIF B&I-HBURG	9000 28							
	T/T 2015A TIF B&I-RIDG	9000 50							
	T/T 2015B TIF B&I-MIDT	9000 51			10000	10000-		39,999	
2979	T/T MASS TRANSIT OPER.	9000 73			6638	6638-		26,552	
	T/T 2008 TIF CONSTR-LC	9000 90							
507295	TRANSFERS TO OTHER F				1191558	1191558-		4,766,232	
507295	TRANSFERS				1191558	1191558-		4,766,232	
507295	EXPENDITURES				1191558	1191558-		4,766,232	

THIS MONTH ACTUAL		OBJ/SUB	ANNUAL BUDGET	OPEN PO & CONTRACTS	YTD ACTUAL	REMAINING BALANCE	PERCENT PLAN ACTUAL	....PROJECTED.... OVER/UNDER	%
	OTHER SERVICES & CHARGE								
	CASH OVERAGE/SHORTAGE	6819							
	REFUNDS	6835							
	TAXES PAID IN ERROR-R	6835 TAX							
---			---	---	---	---	--- ---	---	---
	REFUNDS								
---			---	---	---	---	--- ---	---	---
	OTHER SERVICES & CHA								
---			---	---	---	---	--- ---	---	---
	OTHER SERVICES & CHAR								
---			---	---	---	---	--- ---	---	---
	EXPENDITURES								

THIS MONTH ACTUAL		OBJ/SUB	ANNUAL BUDGET	OPEN PO & CONTRACTS	YTD ACTUAL	REMAINING BALANCE	PERCENT PLAN	PERCENT ACTUAL	....PROJECTED.... OVER/UNDER	%
	OTHER SERVICES & CHARGE									
	PROP.TAX COLL. FEES .0	6830								
	PROP.TAX COLL. FEES.00	6831								
	BANK SERV/TRF FEE	6832								
	OTHER SERVICES & CHA									
	OTHER SERVICES & CHAR									
	BONDS REDEEMED									
44000	IND/ECON DEV ISSUES	8020	44000		44000		25.0	100.0	132,000	300.0
44000	BONDS REDEEMED		44000		44000		25.0	100.0	132,000	300.0
	INTEREST ON BONDS									
32045	IND/ECON DEV ISSUES	8120	32045		32045		25.0	100.0	96,135	300.0
32045	INTEREST ON BONDS		32045		32045		25.0	100.0	96,135	300.0
	PAYING AGENT FEES									
	IND/ECON DEV ISSUES	8420								
	PAYING AGENT FEES									
76045	DEBT SERVICE		76045		76045		25.0	100.0	228,134	299.9
76045	EXPENDITURES		76045		76045		25.0	100.0	228,134	299.9

THIS MONTH ACTUAL		OBJ/SUB	ANNUAL BUDGET	OPEN PO & CONTRACTS	YTD ACTUAL	REMAINING BALANCE	PERCENT PLAN ACTUAL	....PROJECTED.... OVER/UNDER	%
	SALARIES								
	REGULAR WAGES	4000							
	OVERTIME	4300							
---			---	---	---	---	--- ---	---	---
	SALARIES								
	EMPLOYEE BENEFITS								
	STATE RETIREMENT	4600							
	F.I.C.A. TAXES	4700							
	HOSPITALIZATION INS.	4800							
---			---	---	---	---	--- ---	---	---
	EMPLOYEE BENEFITS								
---			---	---	---	---	--- ---	---	---
	PERSONAL SERVICES								
	OPERATING SUPPLIES								
	GAS AND OIL	5250							
	MINOR EQUIPMENT	5460							
	OTHER OPERATING MATL/S	5590							
---			---	---	---	---	--- ---	---	---
	OPERATING SUPPLIES								
	REPAIR & MAINTENANCE SP								
	PLUMBING SUPPLIES	5610							
	PAINT AND PAINTING SPL	5650							
	OTHER REPAIR/MAINT. SP	5990							
---			---	---	---	---	--- ---	---	---
	REPAIR & MAINTENANCE								
---			---	---	---	---	--- ---	---	---
	SUPPLIES AND EXPENSES								
	PROFESSIONAL SERVICES								
	ENGINEERING	6015							
	LEGAL	6025							
---			---	---	---	---	--- ---	---	---
	PROFESSIONAL SERVICE								
	REPR/MAINT-OUTSIDE LABO								
	BUILDING R&M	6350							
	STREETS & STRUCTURES R	6360							
	DISINFECT./EXTERMINATI	6394							
	OTHER REPAIRS AND MAIN	6399							
	AUTOMOTIVE EQ. RENT	6415							
	OTHER RENT	6449							
---			---	---	---	---	--- ---	---	---
	REPR/MAINT-OUTSIDE L								
---			---	---	---	---	--- ---	---	---

	OTHER SERVICES & CHAR										
	IMPROVEMENT OTHER THAN										
	STREETS & ROADWAYS	7230									
	STREET LIGHTING	7235									
	LIGHTING SYSTEM	7236									
	OTHER IMPROVEMENTS	7295									
	AIRPORT SIGN	7295	01	342378			342378	25.0		342,378-	100.0-
16047	AIRPORT IMP-FAA	7295	02	1016850		528485	488365	25.0	51.9	1,097,090	107.8
	MDOT-MULTIMODAL	7295	06								
	MISC.OTHER IMPROVEMEN	7295	99								
16047	OTHER IMPROVEMENTS			1359228		528485	830743	25.0	38.8	754,712	55.5
16047	IMPROVEMENT OTHER TH			1359228		528485	830743	25.0	38.8	754,712	55.5
	MACHINERY AND EQUIPMENT										
	DATA PROCESSING EQUIP.	7327									
	AGRICULTURAL EQUIPMENT	7335									
	COMMUNICATION EQUIPMEN	7355									
	OTHER EQUIPMENT	7399									
	MACHINERY AND EQUIPM										
16047	CAPITAL OUTLAY			1359228		528485	830743	25.0	38.8	754,712	55.5
16047	EXPENDITURES			1359228		528485	830743	25.0	38.8	754,712	55.5
	OTHER SERVICES & CHARGE										
	PROP.TAX COLL. FEES .0	6830									
	PROP.TAX COLL. FEES.00	6831									
	BANK SERV/TRF FEE	6832									
	OTHER SERVICES & CHA										
	OTHER SERVICES & CHAR										
	BONDS REDEEMED										
	IND/ECON DEV ISSUES	8020		57000		57000		25.0	100.0	171,000	300.0
	BONDS REDEEMED			57000		57000		25.0	100.0	171,000	300.0
	INTEREST ON BONDS										
	IND/ECON DEV ISSUES	8120		62508		32038	30471	25.0	51.2	65,643	105.0
	INTEREST ON BONDS			62508		32038	30471	25.0	51.2	65,643	105.0
	PAYING AGENT FEES										
	IND/ECON DEV ISSUES	8420		2000			2000	25.0		2,000-	100.0-

PAYING AGENT FEES	2000			2000	25.0		2,000-	100.0-
DEBT SERVICE	121508		89038	32471	25.0	73.2	234,643	193.1
EXPENDITURES	121508		89038	32471	25.0	73.2	234,643	193.1

THIS MONTH ACTUAL		OBJ/SUB	ANNUAL BUDGET	OPEN PO & CONTRACTS	YTD ACTUAL	REMAINING BALANCE	PERCENT PLAN ACTUAL	....PROJECTED.... OVER/UNDER	%
	PROFESSIONAL SERVICES								
	CONSULTANT SERV/SURVEY	6020							
	LEGAL	6025							
	OTHER PROFESSIONAL SER	6049							
	PROFESSIONAL SERVICE								
	INSURANCE								
	OTHER INSURANCE	6299							
	INSURANCE								
	OTHER SERVICES & CHAR								
	BONDS REDEEMED								
	GENERAL ISSUES	8000							
	BONDS REDEEMED								
	INTEREST ON BONDS								
	GENERAL ISSUES	8100							
	INTEREST ON BONDS								
	PAYING AGENT FEES								
	GENERAL ISSUES	8400							
	PAYING AGENT FEES								
	DEBT SERVICE								
	EXPENDITURES								

THIS MONTH ACTUAL		OBJ/SUB	ANNUAL BUDGET	OPEN PO & CONTRACTS	YTD ACTUAL	REMAINING BALANCE	PERCENT PLAN	PERCENT ACTUAL	....PROJECTED.... OVER/UNDER	%
	OTHER SERVICES & CHARGE									
	PROP.TAX COLL. FEES .0	6830								
	PROP.TAX COLL. FEES.00	6831								
	BANK SERV/TRF FEE	6832								
	OTHER SERVICES & CHA									
	OTHER SERVICES & CHAR									
	BONDS REDEEMED									
	IND/ECON DEV ISSUES	8020	10000		10000		25.0	100.0	29,999	299.9
	BONDS REDEEMED		10000		10000		25.0	100.0	29,999	299.9
	INTEREST ON BONDS									
	IND/ECON DEV ISSUES	8120	10450		5500	4950	25.0	52.6	11,549	110.5
	INTEREST ON BONDS		10450		5500	4950	25.0	52.6	11,549	110.5
	PAYING AGENT FEES									
	IND/ECON DEV ISSUES	8420	2000			2000	25.0		2,000-	100.0-
	PAYING AGENT FEES		2000			2000	25.0		2,000-	100.0-
	DEBT SERVICE		22450		15500	6950	25.0	69.0	39,550	176.1
	EXPENDITURES		22450		15500	6950	25.0	69.0	39,550	176.1

THIS MONTH ACTUAL		OBJ/SUB	ANNUAL BUDGET	OPEN PO & CONTRACTS	YTD ACTUAL	REMAINING BALANCE	PERCENT PLAN	PERCENT ACTUAL	....PROJECTED.... OVER/UNDER	%
	OPERATING SUPPLIES									
	CHEMICALS	5130								
	ASPHALT & ASPHALT PROD	5400								
	CONCRETE, CEMENT, ETC.	5405								
	BRICK,STONE,MORTAR,ETC	5410								
	SAND,CLAY,GRVL,FILL DI	5415								
	DRAINAGE PIPE & CULVER	5420								
	MINOR EQUIPMENT	5460								
	STREET MARKING SUPPLIE	5550								
	OPERATING SUPPLIES									
	REPAIR & MAINTENANCE SP									
	BUILDING MATERIALS & S	5600								
	PLUMBING SUPPLIES	5610								
	STRUCTURAL STEEL & IRO	5620								
	REPAIR & MAINTENANCE									
	SUPPLIES AND EXPENSES									
	PROFESSIONAL SERVICES									
8294	ENGINEERING	6015	100000		63369	36631	25.0	63.3	153,476	153.4
	APPRAISAL	6017	100000			100000	25.0		100,000-	100.0-
	LEGAL	6025								
	OTHER PROFESSIONAL SER	6049								
8294	PROFESSIONAL SERVICE		200000		63369	136631	25.0	31.6	53,476	26.7
	TRANSPORTATION									
	TRAVEL EXPENSE	6110								
	TRANSPORTATION									
	REPR/MAINT-OUTSIDE LABO									
123994	STREETS & STRUCTURES R	6360	1300000	347,020	123994	828986	25.0	9.5	804,024-	61.8-
	MINOR EQUIPMENT R&M	6382								
123994	REPR/MAINT-OUTSIDE L		1300000	347,020	123994	828986	25.0	9.5	804,024-	61.8-
	RENTALS									
	MACHINERY RENT	6420								
	RENTALS									
	OTHER SERVICES & CHARGE									
68	BANK SERV/TRF FEE	6832			207	207-			828	
	8/29 TIPPING FEES	6880								
	8/29 TIPPING-PW7311	6880 01								

	8/29 TIPPING-PW8157	6880 02									
	8/29 TIPPING-PW7711	6880 03									
	8/29 TIPPING FEES										
68	OTHER SERVICES & CHA				207	207-				828	
132356	OTHER SERVICES & CHAR		1500000	347,020	187569	965411	25.0	12.5		749,724-	49.9-
	LAND										
	LAND	7000									
	EASEMENTS	7010									
	LAND										
	IMPROVEMENT OTHER THAN										
	BRIDGES	7210									
	34TH AVE PEDESTRIAN B	7210 01									
22825	28TH AVENUE BRIDGE	7210 02	310000		23905	286095	25.0	7.7		214,380-	69.1-
	12TH AVENUE BRIDGE	7210 03									
22825	BRIDGES		310000		23905	286095	25.0	7.7		214,380-	69.1-
	DRAINS	7215									
	MOBILE ST (CDBG)	7215 14									
	DRAINS										
	SIDEWALKS	7225									
	SIDEWALKS-NON SPECIFI	7225 01	57479		57478	1	25.0	99.9		172,432	299.9
	MDOT-WOODLEY,ROWAN SC	7225 02									
	LONG LEAF TRACE/KP SI	7225 03									
	HWY 49 SIDEWALKS	7225 04									
	MDOT-HAWKINS SCHL SID	7225 05	15017			15017-	25.0			15,017-	100.0-
	MDOT-TUSCAN AVE SIDEW	7225 06	246586		235433	11153	25.0	95.4		695,146	281.9
	MDOT-LLT DEPOT TO CHA	7225 07	529780		810	528970	25.0	.1		526,540-	99.3-
	MDOT-J ED TURNER BIKE	7225 08	60350			60350	25.0			60,350-	100.0-
	EDWARDS ST PATHWAY	7225 09									
	CAMP ST WALKING TRAIL	7225 10	100000			100000	25.0			100,000-	100.0-
	GRANT-GORDON CREEK SI	7225 11	350000		151390	198610	25.0	43.2		255,559	73.0
	38TH AVE SIDEWALKS	7225 12	325000		6000	319000	25.0	1.8		301,000-	92.6-
15532	CLASSIC DRIVE BIKE TR	7225 13	45000		15532	29468	25.0	34.5		17,127	38.0
	LLT TO AFRICAN AMER M	7225 14	225000			225000	25.0			225,000-	100.0-
	GORDON CREEK PATHWAYS	7225 20									
	MAMIE STREET	7225 21									
15532	SIDEWALKS		1924178		466644	1457534	25.0	24.2		57,602-	2.9-
	STREETS & ROADWAYS	7230									
	UNETTA ST BRIDGE	7230 01									
	INDUSTRIAL PARK ROADS	7230 02									
29806	WESTERN BELTWAY	7230 03	214719		29806	184913	25.0	13.8		95,495-	44.4-
	NORTH-SOUTH CORRIDOR-	7230 04									
	RAILROAD CROSSING UPG	7230 05									
	BIKE LANES	7230 06									
58017	MDIP-HBURG CLINIC ACC	7230 07	413000		178039	234961	25.0	43.1		299,155	72.4

	MDOT-4TH ST PHASE I	7230 08									
186560	MDOT-4TH ST PHASE II	7230 09	1455067		227513	1227554	25.0	15.6	545,014-	37.4-
	MDOT-FUTURE PROJECT	7230 10								
	E.4TH STREET	7230 11								
	LAKE FORGETFUL	7230 13								
	LAMAR BLVD-REGIONS	7230 14	900000			900000	25.0		900,000-	100.0-
	S 31ST AVE MIDTOWN	7230 15								
	MDA-NORTH 31ST AVENUE	7230 18								
	LAKEVIEW BRIDGE NORTH	7230 21								
	LAKEVIEW BRIDGE SOUTH	7230 22								
	FORREST STREET BRIDGE	7230 24								
	CTRY.CLUB RD. INTERSE	7230 25	100000			100000	25.0		100,000-	100.0-
	TATUM BLVD.IMPROVEMEN	7230 26								
	DOWNTOWN STREET IMPRO	7230 27								
	WEATHERSBY-S US HWY 9	7230 28								
	SHORT STREET IMPROVEM	7230 29								
	MAMIE ST RELOCATION	7230 34	225000			225000	25.0		225,000-	100.0-
	MDOT-B'WAY,MOBILE TE	7230 39								
	MDOT-34TH AVE TE	7230 40								
	MCLEOD ST BRIDGE	7230 41								
	BROAD ST BRIDGE	7230 42								
	MDOT-MARTIN LUTHER KI	7230 43								
	HARDY WIDENING #1-MDO	7230 48								
	RAWLS SPGS LOOP RD	7230 50								
	MDOT-LLT-US 49 TO MAI	7230 51	23727			23727	25.0		23,727-	100.0-
	HARDY WIDENING #2-MDO	7230 52								
	ARRA-W PINE-B'WAY TO	7230 53								
	WATER TANK ACCESS RD	7230 54								
	CORRIDOR/INTERSECT.IM	7230 75								
	CHAUVET SQUARE PROJEC	7230 81								
	OTHER STREET IMPR.	7230 99								
---			---	---	---	---	---	---	---	---
274383	STREETS & ROADWAYS		3331513		435358	2896155	25.0	13.0	1,590,081-	47.7-
	OTHER IMPROVEMENTS	7295								
	WARNING SIREN	7295 01								
	TRAF.SIGNAL UPGRADE-I	7295 28								
	TRAF.SIGNAL-SOUTHERN	7295 29								
	TRAF.SIGNAL-TATUM/BON	7295 41								
	TRAF.SIGNAL-BARTUR/B'	7295 54								
	TRAF.SIGNAL-USM/4TH S	7295 55								
---			---	---	---	---	---	---	---	---
	OTHER IMPROVEMENTS									
---			---	---	---	---	---	---	---	---
312741	IMPROVEMENT OTHER TH		5565691		925906	4639785	25.0	16.6	1,862,067-	33.4-
	MACHINERY AND EQUIPMENT									
	AGRICULTURAL EQUIPMENT	7335								
	CONSTRUCTION EQUIPMENT	7345								
---			---	---	---	---	---	---	---	---
	MACHINERY AND EQUIPM									
	VEHICLES									
	AUTOMOBILES	7400								
	PICK UP TRUCKS	7420								

	DUMP TRUCKS	7440								
	SPECIAL TRUCKS	7450								
	VEHICLES									
312741	CAPITAL OUTLAY		5565691		925906	4639785	25.0	16.6	1,862,067-	33.4-
445097	EXPENDITURES		7065691	347,020	1113476	5605195	25.0	15.7	2,611,786-	36.9-

THIS MONTH ACTUAL		OBJ/SUB	ANNUAL BUDGET	OPEN PO & CONTRACTS	YTD ACTUAL	REMAINING BALANCE	PERCENT PLAN ACTUAL	....PROJECTED.... OVER/UNDER	%
	CAPITAL LEASE PAYMENTS								
	TRACTOR LEASE '11	8512							
	BACKHOE LEASE '11	8514							
---			---	---	---	---	--- ---	---	---
	CAPITAL LEASE PAYMEN								
	INTEREST ON CAPITAL LEA								
	TRACTOR LEASE '11	8612							
	BACKHOE LEASE '11	8614							
---			---	---	---	---	--- ---	---	---
	INTEREST ON CAPITAL								
---			---	---	---	---	--- ---	---	---
	DEBT SERVICE								
---			---	---	---	---	--- ---	---	---
	EXPENDITURES								

CITY OF HATTIESBURG
EXPENDITURE REPORT
ALL FUNDS
3 Months Ending 12/31/17

THIS MONTH ACTUAL		OBJ/SUB	ANNUAL BUDGET	OPEN PO & CONTRACTS	YTD ACTUAL	REMAINING BALANCE	PERCENT PLAN ACTUAL	....PROJECTED.... OVER/UNDER	%
	TRANSFERS TO OTHER FUND								
	T/T GENERAL FUND	9000 01							
	T/T SPECIAL STREET	9000 08							
	T/T COMMUNITY DEVELOPM	9000 82							
---	TRANSFERS TO OTHER F		---	---	---	---	--- ---	---	---
---	TRANSFERS		---	---	---	---	--- ---	---	---
---	EXPENDITURES		---	---	---	---	--- ---	---	---

THIS MONTH ACTUAL		OBJ/SUB	ANNUAL BUDGET	OPEN PO & CONTRACTS	YTD ACTUAL	REMAINING BALANCE	PERCENT PLAN	PERCENT ACTUAL	....PROJECTED.... OVER/UNDER	%
	SALARIES									
33795	REGULAR WAGES	4000	492275		98211	394064	25.0	19.9	99,431-	20.1-
	DISASTER RECOVERY WAGE	4010			736	736-			2,943	
3166	OVERTIME	4300	40000		11673	28327	25.0	29.1	6,692	16.7
	DISASTER RECOVERY OVER	4310								
36960	SALARIES		532275		110621	421654	25.0	20.7	89,790-	16.8-
	EMPLOYEE BENEFITS									
5821	STATE RETIREMENT	4600	83840		17423	66417	25.0	20.7	14,147-	16.8-
2679	F.I.C.A. TAXES	4700	40730		8016	32714	25.0	19.6	8,666-	21.2-
9858	HOSPITALIZATION INS.	4800	131400		27549	103851	25.0	20.9	21,204-	16.1-
	UNEMPLOYMENT BENEFITS	4900	5000		1336	3664	25.0	26.7	343	6.8
	WORKMAN'S COMPENSATION	4910	15000			15000	25.0		15,000-	100.0-
18357	EMPLOYEE BENEFITS		275970		54324	221646	25.0	19.6	58,674-	21.2-
55317	PERSONAL SERVICES		808245		164944	643301	25.0	20.4	148,469-	18.3-
	OFFICE SUPPLIES									
	PAPER	5003	500			500	25.0		500-	100.0-
	PRINTED FORMS	5005	100			100	25.0		100-	100.0-
164	OTHER EXPENDABLE OFF.S	5010	2500	183	559	1758	25.0	22.3	264-	10.5-
	MINOR OFFICE EQUIP/FUR	5020	10000			10000	25.0		10,000-	100.0-
	SUBSCRIPTIONS,MAGS,MAP	5050								
	BOOKS	5070								
	COMPUTER SUPPLIES	5080	1500			1500	25.0		1,500-	100.0-
164	OFFICE SUPPLIES		14600	183	559	13858	25.0	3.8	12,364-	84.6-
	OPERATING SUPPLIES									
	CLEANING/JANITORIAL SP	5100	1500	322	89	1089	25.0	5.9	1,143-	76.2-
	FOOD	5115	1000			1000	25.0		1,000-	100.0-
	MEDICAL SUPPLIES	5120								
	CHEMICALS	5130	600			600	25.0		600-	100.0-
342	GAS AND OIL	5250	10000		1103	8897	25.0	11.0	5,587-	55.8-
	LUBRICANTS	5255	500			500	25.0		500-	100.0-
4443	DIESEL FUEL	5257	90000		15749	74251	25.0	17.4	27,003-	30.0-
	OTHER FUEL	5260								
	WEARING APPAREL	5355	2000			2000	25.0		2,000-	100.0-
	CONCRETE, CEMENT, ETC.	5405	3000			3000	25.0		3,000-	100.0-
	SAND,CLAY,GRVL,FILL DI	5415								
	HAND TOOLS	5450	1000	500		500	25.0		1,000-	100.0-
	MINOR EQUIPMENT	5460	500			500	25.0		500-	100.0-
582	OTHER OPERATING MATL/S	5590	3200	481	932	1787	25.0	29.1	528	16.5

5367	OPERATING SUPPLIES		113300	1,303	17873	94123	25.0	15.7	41,807-	36.8-
	REPAIR & MAINTENANCE SP									
597	BUILDING MATERIALS & S	5600	1000		597	403	25.0	59.7	1,388	138.8
	ELECTRICAL SUPPLIES	5605	500			500	25.0		500-	100.0-
	PLUMBING SUPPLIES	5610	500			500	25.0		500-	100.0-
	PAINT AND PAINTING SPL	5650	500			500	25.0		500-	100.0-
	MTR VEHICLE REP. PTS/S	5700	2500		519	1981	25.0	20.7	424-	16.9-
	REPAIR PARTS - BUSES	5710								
	REPAIR PARTS - FIXED R	5710 01	50000	1,547	7158	41295	25.0	14.3	21,368-	42.7-
104	REPAIR PARTS - PARATRA	5710 02	10000	1,788	298	7914	25.0	2.9	8,808-	88.0-
266	COMMUNICATION REPAIR P	5750	1500		266	1234	25.0	17.7	435-	29.0-
	AGRICLTRL REPAIR PTS/S	5755								
	OTHER REPAIR/MAINT. SP	5990	2000		862	1138	25.0	43.1	1,447	72.3
967	REPAIR & MAINTENANCE		68500	3,335	9699	55465	25.0	14.1	29,704-	43.3-
6498	SUPPLIES AND EXPENSES		196400	4,821	28132	163446	25.0	14.3	83,872-	42.7-
	PROFESSIONAL SERVICES									
	AUDITING AND ACCOUNTIN	6010								
	ARCHITECTURAL	6012								
	CONSULTANT SERV/SURVEY	6020								
	BUILDING/BUS SECURITY	6021	20000			20000	25.0		20,000-	100.0-
	MEDICAL	6027								
345	OTHER PROFESSIONAL SER	6049	10000	60	1035	8905	25.0	10.3	5,860-	58.6-
345	PROFESSIONAL SERVICE		30000	60	1035	28905	25.0	3.4	25,860-	86.2-
	COMMUNICATIONS									
479	TELEPHONE AND TELEGRAP	6060	6500		1169	5331	25.0	17.9	1,823-	28.0-
	POSTAGE	6070	200			200	25.0		200-	100.0-
479	COMMUNICATIONS		6700		1169	5531	25.0	17.4	2,023-	30.1-
	TRANSPORTATION									
	TRAVEL EXPENSE	6110	7500			7500	25.0		7,500-	100.0-
	FREIGHT	6120	2500	67		2433	25.0		2,500-	100.0-
	MESSENGER/EXPRESS SERV	6130								
	TRANSPORTATION		10000	67		9933	25.0		10,000-	100.0-
	ADVERTISING									
	ADVERTISING	6150	25000			25000	25.0		25,000-	100.0-
	ADVERTISING		25000			25000	25.0		25,000-	100.0-
	PRINTING AND BINDING									
	PRINTING	6200	2000		67	1933	25.0	3.3	1,732-	86.6-
	PRINTING AND BINDING		2000		67	1933	25.0	3.3	1,732-	86.6-
	INSURANCE									
	PUBLIC LIAB/PROPERTY D	6255	55000		48022	6978	25.0	87.3	137,087	249.2
	AUTOMOBILE INSURANCE	6265								
	SURETY AND FORGERY BON	6270								
	INSURANCE		55000		48022	6978	25.0	87.3	137,087	249.2

	UTILITIES										
527	ELECTRICITY	6305		20000		1955	18045	25.0	9.7	12,179-	60.8-
527	UTILITIES			20000		1955	18045	25.0	9.7	12,179-	60.8-
	REPR/MAINT-OUTSIDE LABO										
	BUILDING R&M	6350		1500		240	1260	25.0	16.0	540-	36.0-
288	ELECTRICAL R&M	6355		5000		288	4712	25.0	5.7	3,848-	76.9-
	PLUMBING EQUIPMENT R&M	6357									
	OFFICE EQUIPMENT R&M	6365		500			500	25.0		500-	100.0-
	FIXED EQUIPMENT R&M	6380									
	MINOR EQUIPMENT R&M	6382									
295	MOTOR VEHICLE EQ. R&M	6384		3000		319	2681	25.0	10.6	1,724-	57.4-
583	REPR/MAINT-OUTSIDE L			10000		847	9153	25.0	8.4	6,612-	66.1-
	BUS EQUIPMENT R&M										
25115	BUS EQUIP R&M-FIXED RO	6385	01	72000	9,749	28967	33284	25.0	40.2	43,868	60.9
1906	BUS EQUIP R&M-PARATRAN	6385	02	30000	1,122	4019	24859	25.0	13.3	13,923-	46.4-
	COMMUNICATION EQ. R&M	6390		10000	2,418		7582	25.0		10,000-	100.0-
	DISINFECT./EXTERMINATI	6394		250		48	202	25.0	19.2	58-	23.2-
	SIGN PAINTING	6396		1500			1500	25.0		1,500-	100.0-
	TOW IN CHARGES	6398		1500	250		1250	25.0		1,500-	100.0-
	OTHER REPAIRS AND MAIN	6399		1500	40	43	1417	25.0	2.8	1,328-	88.5-
27021	BUS EQUIPMENT R&M			116750	13,579	33078	70094	25.0	28.3	15,562	13.3
	RENTALS										
	CYLINDER RENT	6425									
455	UNIFORM RENT	6430		3000		1127	1873	25.0	37.5	1,508	50.2
	OTHER RENT	6449		500			500	25.0		500-	100.0-
455	RENTALS			3500		1127	2373	25.0	32.2	1,008	28.8
	OTHER SERVICES & CHARGE										
66	PROP.TAX COLL. FEES .0	6830				212	212-			848	
17	PROP.TAX COLL. FEES.00	6831				215	215-			860	
	DUES AND MEMBERSHIPS	6840									
	REGISTRATION FEE/TUITI	6845									
	LAUNDRY	6850									
22568	JARC-OPERATIONS	6868		268982		22568	246414	25.0	8.3	178,709-	66.4-
	ARRA-OPERATIONS	6869									
	SERVICES NOT SPECIFIED	6999									
22651	OTHER SERVICES & CHA			268982		22995	245987	25.0	8.5	177,002-	65.8-
52060	OTHER SERVICES & CHAR			547932	13,706	110295	423932	25.0	20.1	106,752-	19.4-
	BUILDING/BLD IMPROVEMEN										
	BUILDINGS	7100									
	BUS SHELTERS	7100	24	366878			366878	25.0		366,878-	100.0-
	MASS TRANSIT FACILITY	7100	27	1487565			1487565	25.0		1,487,565-	100.0-
	TRANSIT FACILITY ARCH	7100	29	223800		63960	159840	25.0	28.5	32,040	14.3
	BUILDINGS			2078243		63960	2014283	25.0	3.0	1,822,403-	87.6-

	BUILDING/BLD IMPROVE		2078243		63960	2014283	25.0	3.0	1,822,403-	87.6-
	IMPROVEMENT OTHER THAN									
	OTHER IMPROVEMENTS	7295								
	ARRA DEPOT INFO KIOSK	7295 53								
	ARRA IMPROVEMENTS	7295 99								
---			---	---	---	---	---	---	---	---
	OTHER IMPROVEMENTS									
---			---	---	---	---	---	---	---	---
	IMPROVEMENT OTHER TH									
	MACHINERY AND EQUIPMENT									
	OFFICE FURN/EQUIP.	7325	10000			10000	25.0		10,000-	100.0-
	DATA PROCESSING EQUIP.	7327								
	ARRA-DP EQUIP/SOFTWARE	7328								
	AGRICULTURAL EQUIPMENT	7335								
	COMMUNICATION EQUIPMEN	7355	25000	17,585		7415	25.0		25,000-	100.0-
	ARRA-COMMUNICATION EQU	7356								
	ARRA-GPS EQUIPMENT	7357								
	MAJOR EQUIP. IMPROVEME	7390								
	OTHER EQUIPMENT	7399								
---			---	---	---	---	---	---	---	---
	MACHINERY AND EQUIPM		35000	17,585		17415	25.0		35,000-	100.0-
	VEHICLES									
	AUTOMOBILES	7400	51140			51140	25.0		51,140-	100.0-
	BUSES	7410	630445			630445	25.0		630,445-	100.0-
	ARRA-TROLLEYS	7415								
	SPECIAL TRUCKS	7450								
---			---	---	---	---	---	---	---	---
	VEHICLES		681585			681585	25.0		681,585-	100.0-
---			---	---	---	---	---	---	---	---
	CAPITAL OUTLAY		2794828	17,585	63960	2713283	25.0	2.2	2,538,988-	90.8-
---			---	---	---	---	---	---	---	---
113875	EXPENDITURES		4347405	36,112	367331	3943962	25.0	8.4	2,878,080-	66.2-

075500 - W&S CONSTR.-TRANSFERS

CITY OF HATTIESBURG
EXPENDITURE REPORT
ALL FUNDS
3 Months Ending 12/31/17

1/03/18

THIS MONTH ACTUAL		OBJ/SUB	ANNUAL BUDGET	OPEN PO & CONTRACTS	YTD ACTUAL	REMAINING BALANCE	PERCENT PLAN	ACTUAL	....PROJECTED.... OVER/UNDER	%
	TRANSFERS TO OTHER FUND									
	T/T GENERAL FUND	9000 01								
	T/T W&S O&M	9000 09								
	T/T W&S B&I	9000 10								
	T/T MUN.ROAD & BRIDGE	9000 72								
---	TRANSFERS TO OTHER F		---	---	---	---	---	---	---	---
---	TRANSFERS		---	---	---	---	---	---	---	---
---	EXPENDITURES		---	---	---	---	---	---	---	---

THIS MONTH ACTUAL		OBJ/SUB	ANNUAL BUDGET	OPEN PO & CONTRACTS	YTD ACTUAL	REMAINING BALANCE	PERCENT PLAN	PERCENT ACTUAL	....PROJECTED.... OVER/UNDER	%
	OPERATING SUPPLIES									
	ASPHALT & ASPHALT PROD	5400								
	OPERATING SUPPLIES									
	SUPPLIES AND EXPENSES									
	PROFESSIONAL SERVICES									
43757	ENGINEERING	6015	850000		57920	792080	25.0	6.8	618,319-	72.7-
	ENGINEERING-I&I STUDY	6015 01	300000		247494	52506	25.0	82.4	689,976	229.9
	LEGAL	6025								
	OTHER PROFESSIONAL SER	6049								
43757	PROFESSIONAL SERVICE		1150000		305414	844586	25.0	26.5	71,656	6.2
	REPR/MAINT-OUTSIDE LABO									
	STREETS & STRUCTURES R	6360								
	REPR/MAINT-OUTSIDE L									
	OTHER SERVICES & CHARGE									
	SETTLEMT OF DAMAGE CLA	6700								
	BANK SERV/TRF FEE	6832								
	SERVICES NOT SPECIFIED	6999	350000			350000	25.0		350,000-	100.0-
	OTHER SERVICES & CHA		350000			350000	25.0		350,000-	100.0-
43757	OTHER SERVICES & CHAR		1500000		305414	1194586	25.0	20.3	278,343-	18.5-
	LAND									
	LAND	7000								
	EASEMENTS	7010								
	LAND									
	IMPROVEMENT OTHER THAN									
	FENCES/RAILINGS	7212								
	SEWERS	7220								
	SEWER PHASE III	7220 01								
	IRENE CHAPEL-HATTIE A	7220 02								
	IND.PARK WTR/SWR IMPR	7220 03								
	MISC.SEWER SYSTEMS IM	7220 04								
	SHADOWOOD	7220 05								
	WOODHAVEN	7220 06								
	RICHBURG HILL TO I/59	7220 07								
	HWY 49 S	7220 08								
	W.HILLS GOLF CRSE SWR	7220 09								

	PCS WTR/SWR LINES	7220	10								
	S.LAGOON IMPROVEMENTS	7220	11								
	COUNTRY CLUB SEWER	7220	13								
	HYBRID PLASTICS PROJ(	7220	14								
	PALMER'S SWR-SRF-LOAN	7220	15								
	CENTRAL SCHL RD	7220	16								
	JAMES/HWY49 SRF LOAN#	7220	18								
	I-59/JERVIS MIMS	7220	19								
	DIXIE PINE-SRF LOAN #	7220	20								
	USM PUMP STATION	7220	21								
	N.LAGOON EXPANSION	7220	26								
	S.LAGOON REPAIRS	7220	27								
	HWY 11 SOUTH SEWER	7220	29								
	USA YEAST	7220	37								
	S2-W 592 SWR W OF RAI	7220	38								
	S3-E 592 SWR E OF RAI	7220	39								
	CDBG-WIS PAK	7220	46								
	LAGOON AERATORS-ARRA	7220	47								
	RAILROAD BORE	7220	48								
	SEWER PHASE II	7220	50								
	CDBG-USA YEAST	7220	51								
	SEWER PHASE IV	7220	53								
8820	LAKE FORGETFULL RD	7220	62	425070		261710	163360	25.0	61.5	621,770	146.2
3850	S 31st AVE DRAINAGE	7220	65	190367		190367		25.0	100.0	571,101	300.0
	S 31st AVE SEWER	7220	66								
8023	LAMAR BLVD-REGIONS	7220	67	667000		25379	641621	25.0	3.8	565,483-	84.7-
31675	PROGRAMMED SEWER PROJ	7220	99	924715		104232	820483	25.0	11.2	507,787-	54.9-
---				---	---	---	---	---	---	---	---
52368	SEWERS			2207152		581688	1625464	25.0	26.3	119,600	5.4
	STREETS & ROADWAYS	7230									
	1995 W&S-PAVING	7230	01								
---				---	---	---	---	---	---	---	---
	STREETS & ROADWAYS										
	WATER SYSTEMS	7245									
	JAMES ST WTR PLT	7245	02								
	HWY 98 WEST WTR.IMPR.	7245	03								
	HWY 98 ELEVATED WTR T	7245	04								
	WESTERN CONTAINER FIR	7245	06								
	RICHBURG HILL TO I/59	7245	07								
	WESLEY WELL #2	7245	09	35394		35393	1	25.0	99.9	106,178	299.9
	OLD 98/RUNNELS RD WTR	7245	11								
	RICHBURG HILL WTR.LIN	7245	14								
	RICHBURG HILL BOOSTER	7245	17								
	COUNTRY CLUB WATER	7245	18								
	RICHBURG ELEVATED TAN	7245	19								
	RAULSTON RD WATER	7245	20								
	BLC MUN.AIRPORT	7245	21								
	JMT IND.DR/JAMES ST	7245	22								
	TATUM BLVD/HWY 11	7245	23								
	HATTIE WATER MAIN.	7245	25								
	CDBG-WIS PAK	7245	46								
	LOOP WATER LINE 98/RU	7245	47								

	2015 WATER IMPROVEMEN	7245	54								
	2017 WATER IMPROVEMEN	7245	61	12028		12027	1	25.0	99.9	36,080	299.9
4421	PROGRAMMED WATER PROJ	7245	99	1052578		8516	1044062	25.0	.8	1,018,513-	96.7-
4421	WATER SYSTEMS			1100000		55937	1044063	25.0	5.0	876,251-	79.6-
	OTHER IMPROVEMENTS	7295									
	SCS PROJECT MATCH	7295	20								
	NRCS EROSION CONTROL	7295	21								
	TURTLECREEK-STORM DRA	7295	26								
	TURTLECREEK-WATER/SEW	7295	27								
	THORNHILL DRIVE	7295	69	9848		9848	1	25.0	100.0	29,544	300.0
	TANK PAINTING/MAINT	7295	98	250000		42903	207097	25.0	17.1	78,388-	31.3-
	OTHER IMPROVEMENTS			259848		52751	207097	25.0	20.3	48,843-	18.7-
56789	IMPROVEMENT OTHER TH			3567000		690376	2876624	25.0	19.3	805,496-	22.5-
	MACHINERY AND EQUIPMENT										
	OFFICE FURN/EQUIP.	7325									
	PIPE	7370									
	OTHER EQUIPMENT	7399									
	MACHINERY AND EQUIPM										
56789	CAPITAL OUTLAY			3567000		690376	2876624	25.0	19.3	805,496-	22.5-
100546	EXPENDITURES			5067000		995790	4071210	25.0	19.6	1,083,840-	21.3-

THIS MONTH ACTUAL		OBJ/SUB	ANNUAL BUDGET	OPEN PO & CONTRACTS	YTD ACTUAL	REMAINING BALANCE	PERCENT PLAN	PERCENT ACTUAL	....PROJECTED.... OVER/UNDER	%
	SALARIES									
30271	REGULAR WAGES	4000	358130		83888	274242	25.0	23.4	22,577-	6.3-
	DISASTER RECOVERY WAGE	4010								
1280	OVERTIME	4300	10000		3051	6949	25.0	30.5	2,204	22.0
	DISASTER RECOVERY OVER	4310								
31551	SALARIES		368130		86939	281191	25.0	23.6	20,373-	5.5-
	EMPLOYEE BENEFITS									
4969	STATE RETIREMENT	4600	57980		13693	44287	25.0	23.6	3,208-	5.5-
2368	F.I.C.A. TAXES	4700	28170		6513	21657	25.0	23.1	2,118-	7.5-
7540	HOSPITALIZATION INS.	4800	109200		23780	85420	25.0	21.7	14,079-	12.8-
	UNEMPLOYMENT BENEFITS	4900	500			500	25.0		500-	100.0-
	WORKMAN'S COMPENSATION	4910	12000			12000	25.0		12,000-	100.0-
14877	EMPLOYEE BENEFITS		207850		43986	163864	25.0	21.1	31,906-	15.3-
46428	PERSONAL SERVICES		575980		130925	445055	25.0	22.7	52,279-	9.0-
	OFFICE SUPPLIES									
	PAPER	5003								
	PRINTED FORMS	5005								
	OTHER EXPENDABLE OFF.S	5010	1000		123	877	25.0	12.3	508-	50.8-
	MINOR OFFICE EQUIP/FUR	5020	1000			1000	25.0		1,000-	100.0-
	PHOTO SUPPLIES	5040								
	SUBSCRIPTIONS,MAGS,MAP	5050								
	BOOKS	5070								
	OFFICE SUPPLIES		2000		123	1877	25.0	6.1	1,508-	75.4-
	OPERATING SUPPLIES									
434	CLEANING/JANITORIAL SP	5100	10000		2638	7362	25.0	26.3	551	5.5
	HOUSEHOLD SUPPLIES	5110								
	FOOD	5115								
	MEDICAL SUPPLIES	5120	250			250	25.0		250-	100.0-
	CHEMICALS	5130								
296	GAS AND OIL	5250	9000		900	8100	25.0	10.0	5,400-	60.0-
	WEARING APPAREL	5355	500		353	147	25.0	70.6	912	182.4
135	HORT./LANDSCAPING SPLY	5440	2800		1239	1561	25.0	44.2	2,156	77.0
	HAND TOOLS	5450								
448	MINOR EQUIPMENT	5460	12500	115	1441	10944	25.0	11.5	6,736-	53.8-
	MDSE FOR RESALE	5520								
	OTHER OPERATING MATL/S	5590	11000		66	10934	25.0	.6	10,736-	97.6-
1312	OPERATING SUPPLIES		46050	115	6637	39298	25.0	14.4	19,502-	42.3-
	REPAIR & MAINTENANCE SP									

17	BUILDING MATERIALS & S	5600	5000		166	4834	25.0	3.3	4,336-	86.7-
105	ELECTRICAL SUPPLIES	5605	5000		191	4809	25.0	3.8	4,235-	84.7-
591	PLUMBING SUPPLIES	5610	4000	65	691	3244	25.0	17.2	1,236-	30.9-
	PAINT AND PAINTING SPL	5650	2000			2000	25.0		2,000-	100.0-
	MTR VEHICLE REP. PTS/S	5700	2000			2000	25.0		2,000-	100.0-
	OTHER REPAIR/MAINT. SP	5990	1000	20	55	925	25.0	5.5	780-	78.0-
714	REPAIR & MAINTENANCE		19000	85	1104	17811	25.0	5.8	14,584-	76.7-
2026	SUPPLIES AND EXPENSES		67050	200	7864	58986	25.0	11.7	35,594-	53.0-
	PROFESSIONAL SERVICES									
	ENTERTAINMENT	6033								
487	OTHER PROFESSIONAL SER	6049	8000		487	7513	25.0	6.0	6,052-	75.6-
487	PROFESSIONAL SERVICE		8000		487	7513	25.0	6.0	6,052-	75.6-
	COMMUNICATIONS									
122	TELEPHONE AND TELEGRAP	6060	3000		243	2757	25.0	8.1	2,028-	67.6-
	POSTAGE	6070								
122	COMMUNICATIONS		3000		243	2757	25.0	8.1	2,028-	67.6-
	TRANSPORTATION									
	TRAVEL EXPENSE	6110								
	FREIGHT	6120								
	TRANSPORTATION									
	ADVERTISING									
	ADVERTISING	6150								
	ADVERTISING									
	PRINTING AND BINDING									
	PRINTING	6200								
	FILM PROCESSING	6240								
	PRINTING AND BINDING									
	INSURANCE									
	BOILER MACHINERY	6260								
	AUTOMOBILE INSURANCE	6265								
	INSURANCE									
	UTILITIES									
549	GAS	6300	8000		1077	6923	25.0	13.4	3,692-	46.1-
4390	ELECTRICITY	6305	82000		16856	65144	25.0	20.5	14,575-	17.7-
4939	UTILITIES		90000		17933	72067	25.0	19.9	18,267-	20.2-
	REPR/MAINT-OUTSIDE LABO									
	BUILDING R&M	6350	16510			16510	25.0		16,510-	100.0-
	ELECTRICAL R&M	6355								
193	PLUMBING EQUIPMENT R&M	6357	2250	350	288	1612	25.0	12.8	1,098-	48.8-
	OFFICE EQUIPMENT R&M	6365								
	HOUSEHOLD EQUIPMENT R&	6370	9000		200	8800	25.0	2.2	8,199-	91.1-
2528	FIXED EQUIPMENT R&M	6380	12250	4,900	4408	2942	25.0	35.9	5,381	43.9

	MINOR EQUIPMENT R&M	6382	600			600	25.0		600-	100.0-
	MOTOR VEHICLE EQ. R&M	6384	1750		38	1712	25.0	2.1	1,597-	91.2-
	CLEANING AND PAINTING	6392	12500		975	11525	25.0	7.8	8,600-	68.8-
	DISINFECT./EXTERMINATI	6394	7000		1802	5198	25.0	25.7	208	2.9
	TOW IN CHARGES	6398	250			250	25.0		250-	100.0-
1416	OTHER REPAIRS AND MAIN	6399	4900		3201	1699	25.0	65.3	7,904	161.3
---			---	---	---	---	---	---	---	---
4137	REPR/MAINT-OUTSIDE L		67010	5,250	10912	50848	25.0	16.2	23,362-	34.8-
	RENTALS									
	OFFICE EQUIPMENT RENT	6410								
	CYLINDER RENT	6425								
532	UNIFORM RENT	6430	3000		947	2053	25.0	31.5	788	26.2
	MOP-MAT-RAG RENT	6435								
	OTHER RENT	6449								
---			---	---	---	---	---	---	---	---
532	RENTALS		3000		947	2053	25.0	31.5	788	26.2
	OTHER SERVICES & CHARGE									
	BANK SERV/TRF FEE	6832	50			50	25.0		50-	100.0-
	DUES AND MEMBERSHIPS	6840								
	REGISTRATION FEE/TUITI	6845	1000			1000	25.0		1,000-	100.0-
	PAYMENTS-TOURING EVENT	6997								
	SPECIAL EVENTS EXPENDI	6998								
	SERVICES NOT SPECIFIED	6999	2950		327	2623	25.0	11.0	1,642-	55.6-
---			---	---	---	---	---	---	---	---
	OTHER SERVICES & CHA		4000		327	3673	25.0	8.1	2,692-	67.3-
---			---	---	---	---	---	---	---	---
10216	OTHER SERVICES & CHAR		175010	5,250	30848	138912	25.0	17.6	51,617-	29.4-
	BUILDING/BLD IMPROVEMEN									
	BUILDING IMPROVEMENTS	7150								
	REC.CENTER (OLD YMCA)	7150 10	27250			27250	25.0		27,250-	100.0-
	CULTURAL CTR	7150 14								
	JDS COMM CTR	7150 19	77500			77500	25.0		77,500-	100.0-
	SIGLER CENTER	7150 20								
	CE ROY/5TH ST	7150 21								
---			---	---	---	---	---	---	---	---
	BUILDING IMPROVEMEN		104750			104750	25.0		104,750-	100.0-
---			---	---	---	---	---	---	---	---
	BUILDING/BLD IMPROVE		104750			104750	25.0		104,750-	100.0-
	IMPROVEMENT OTHER THAN									
	OTHER IMPROVEMENTS	7295								
---			---	---	---	---	---	---	---	---
	IMPROVEMENT OTHER TH									
	MACHINERY AND EQUIPMENT									
	HOUSEHOLD FURN/EQUIP.	7320	20000			20000	25.0		20,000-	100.0-
	OFFICE FURN/EQUIP.	7325								
	COMMUNICATION EQUIPMEN	7355								
	OTHER EQUIPMENT	7399								
---			---	---	---	---	---	---	---	---
	MACHINERY AND EQUIPM		20000			20000	25.0		20,000-	100.0-
	VEHICLES									

	AUTOMOBILES	7400									
	PICK UP TRUCKS	7420									
	VEHICLES										
	CAPITAL OUTLAY		124750			124750	25.0			124,750-	100.0-
58670	EXPENDITURES		942790	5,450	169637	767703	25.0	17.9		264,241-	28.0-

THIS MONTH ACTUAL		OBJ/SUB	ANNUAL BUDGET	OPEN PO & CONTRACTS	YTD ACTUAL	REMAINING BALANCE	PERCENT PLAN	ACTUAL	....PROJECTED.... OVER/UNDER	%
	TRANSFERS TO OTHER FUND									
	T/T WATER & SEWER B&I	9000 10								
---			---	---	---	---	---	---	---	---
	TRANSFERS TO OTHER F									
---			---	---	---	---	---	---	---	---
	TRANSFERS									
---			---	---	---	---	---	---	---	---
	EXPENDITURES									

THIS MONTH ACTUAL		OBJ/SUB	ANNUAL BUDGET	OPEN PO & CONTRACTS	YTD ACTUAL	REMAINING BALANCE	PERCENT PLAN	ACTUAL	....PROJECTED.... OVER/UNDER	%
	OPERATING SUPPLIES									
	ASPHALT & ASPHALT PROD	5400								
	CONCRETE, CEMENT, ETC.	5405								
	BRICK,STONE,MORTAR,ETC	5410								
	DRAINAGE PIPE & CULVER	5420								
	OTHER OPERATING MATL/S	5590								
---	OPERATING SUPPLIES		---	---	---	---	---	---	---	---
---	SUPPLIES AND EXPENSES		---	---	---	---	---	---	---	---
	PROFESSIONAL SERVICES									
	ENGINEERING	6015								
	CONSULTANT SERV/SURVEY	6020								
	LEGAL	6025								
	OTHER PROFESSIONAL SER	6049								
---	PROFESSIONAL SERVICE		---	---	---	---	---	---	---	---
---	OTHER SERVICES & CHAR		---	---	---	---	---	---	---	---
	BUILDING/BLD IMPROVEMEN									
	BUILDING IMPROVEMENTS	7150								
	FUTURE PROJECT	7150 18								
---	BUILDING IMPROVEMEN		---	---	---	---	---	---	---	---
---	BUILDING/BLD IMPROVE		---	---	---	---	---	---	---	---
	MACHINERY AND EQUIPMENT									
	WATER UTILITY SOFTWARE	7329								
	HYDRANTS & METERS	7365								
---	MACHINERY AND EQUIPM		---	---	---	---	---	---	---	---
---	CAPITAL OUTLAY		---	---	---	---	---	---	---	---
---	EXPENDITURES		---	---	---	---	---	---	---	---

THIS MONTH ACTUAL		OBJ/SUB	ANNUAL BUDGET	OPEN PO & CONTRACTS	YTD ACTUAL	REMAINING BALANCE	PERCENT PLAN	PERCENT ACTUAL	....PROJECTED.... OVER/UNDER	%
	SALARIES									
8349	REGULAR WAGES	4000	137225		25982	111243	25.0	18.9	33,296-	24.2-
	OVERTIME	4300								
8349	SALARIES		137225		25982	111243	25.0	18.9	33,296-	24.2-
	EMPLOYEE BENEFITS									
1196	STATE RETIREMENT	4600	21618		3731	17887	25.0	17.2	6,693-	30.9-
566	F.I.C.A. TAXES	4700	10513		1766	8747	25.0	16.7	3,448-	32.7-
1740	HOSPITALIZATION INS.	4800	35100		5220	29880	25.0	14.8	14,220-	40.5-
	UNEMPLOYMENT BENEFITS	4900								
	WORKMAN'S COMPENSATION	4910	3400			3400	25.0		3,400-	100.0-
3501	EMPLOYEE BENEFITS		70631		10717	59914	25.0	15.1	27,763-	39.3-
11850	PERSONAL SERVICES		207856		36699	171157	25.0	17.6	61,060-	29.3-
	OFFICE SUPPLIES									
	PAPER	5003	750		12	738	25.0	1.6	702-	93.6-
	PRINTED FORMS	5005								
264	OTHER EXPENDABLE OFF.S	5010	1200		264	936	25.0	22.0	144-	12.0-
	MINOR OFFICE EQUIP/FUR	5020	1500			1500	25.0		1,500-	100.0-
	PHOTO SUPPLIES	5040								
	SUBSCRIPTIONS,MAGS,MAP	5050								
	BOOKS	5070			70-	70			279	
	COMPUTER SUPPLIES	5080								
264	OFFICE SUPPLIES		3450		206	3244	25.0	5.9	2,625-	76.0-
	OPERATING SUPPLIES									
	FOOD	5115								
	GAS AND OIL	5250	800		189	611	25.0	23.6	44-	5.5-
	LUBRICANTS	5255								
	MINOR EQUIPMENT	5460	500			500	25.0		500-	100.0-
	OTHER OPERATING MATL/S	5590	200	40		160	25.0		200-	100.0-
	OTHER OPER.MATLS-FULL	5591	200			200	25.0		200-	100.0-
	OTHER OPER.MATLS-EMER	5592								
	OPERATING SUPPLIES		1700	40	189	1471	25.0	11.1	944-	55.5-
	REPAIR & MAINTENANCE SP									
	BUILDING MATERIALS & S	5600								
	PAINT AND PAINTING SPL	5650								
	MTR VEHICLE REP. PTS/S	5700	600	117	53	430	25.0	8.8	387-	64.5-
	MINOR COMPUTER EQUIP.	5800								
	REPAIR & MAINTENANCE		600	117	53	430	25.0	8.8	387-	64.5-

264	SUPPLIES AND EXPENSES		5750	157	448	5145	25.0	7.7	3,958-	68.8-
	PROFESSIONAL SERVICES									
	AUDITING AND ACCOUNTIN	6010								
	DEMO/RELATED SER 2008-	6013								
	DEMOLITION-TARGET ARE	6013 01								
	ASBESTOS REMOVAL-TARG	6013 02								
	LOT CLEARING-TARGET A	6013 03								
	DEMO/RELATED SER 20									
	CONSULTANT SERV/SURVEY	6020								
	OTHER PROFESSIONAL SER	6049								
	COMM.HOUSING DEV. ORG	6049 03	66500	11,212		55288	25.0		66,500-	100.0-
	DOWNTOWN LIGHTING	6049 04								
	RECORDING FEES	6049 06	100			100	25.0		100-	100.0-
	ADP LOAN PROGRAM	6049 07								
	ENVIRONMENTAL STUDY	6049 08								
	CAPITAL IMPROVEMENT P	6049 09								
	PUB.SERV.GRANT EXPENS	6049 10								
	NEIGHBORHOOD GRANT EX	6049 11								
	ENGR-DRAINAGE CDBG	6049 12								
	DEMOLITION 1999-2007	6049 13								
	FACADE IMPR.PROGRAM	6049 14	27992			27992	25.0		27,992-	100.0-
	PLANNING	6049 15								
	HABITAT PROGRAM	6049 16								
	PRVO EXPENDITURE	6049 17								
	EATON SCHOOL	6049 18								
	HOME BUYERS' EDUCATIO	6049 19								
	EARLY WARNING ALERT P	6049 20								
	RELOCATION	6049 21								
	LEAD TESTING/ABATEMEN	6049 22		6,900		6900-				
	ASBESTOS TESTING/ABAT	6049 23								
	INTERIM ASSISTANCE	6049 24	7000		1162	5838	25.0	16.6	2,352-	33.6-
	OTHER	6049 99								
	OTHER PROFESSIONAL		101592	18,112	1162	82318	25.0	1.1	96,944-	95.4-
	PROFESSIONAL SERVICE		101592	18,112	1162	82318	25.0	1.1	96,944-	95.4-
	COMMUNICATIONS									
	TELEPHONE AND TELEGRAP	6060	200		60	140	25.0	30.0	40	20.0
	COMMUNICATIONS		200		60	140	25.0	30.0	40	20.0
	TRANSPORTATION									
128-	TRAVEL EXPENSE	6110			273-	273			1,092	
	MESSENGER/EXPRESS SERV	6130								
128-	TRANSPORTATION				273-	273			1,092	
	ADVERTISING									
	ADVERTISING	6150								

	ADVERTISING										
	PRINTING AND BINDING										
	PRINTING-GRANT RELATED	6202									
	FILM PROCESSING	6240									
---			---	---	---	---	---	---	---	---	
	PRINTING AND BINDING										
	REPR/MAINT-OUTSIDE LABO										
	OFFICE EQUIPMENT R&M	6365									
	MOTOR VEHICLE EQ. R&M	6384			46	46-			183		
---			---	---	---	---	---	---	---	---	
	REPR/MAINT-OUTSIDE L				46	46-			183		
	RENTALS										
	OFFICE EQUIPMENT RENT	6410									
	OTHER RENT	6449									
---			---	---	---	---	---	---	---	---	
	RENTALS										
	OTHER SERVICES & CHARGE										
	EXHIBITIONS & PROMOTIO	6500									
	DISABILITY AWARENESS	6500	02								
---			---	---	---	---	---	---	---	---	
	EXHIBITIONS & PROMO										
	BANK SERV/TRF FEE	6832									
	DUES AND MEMBERSHIPS	6840									
	REGISTRATION FEE/TUITI	6845									
	SERVICES NOT SPECIFIED	6999									
---			---	---	---	---	---	---	---	---	
	OTHER SERVICES & CHA										
---			---	---	---	---	---	---	---	---	
128-	OTHER SERVICES & CHAR		101792	18,112	994	82685	25.0	.9	97,816-	96.0-	
	IMPROVEMENT OTHER THAN										
	DRAINS	7215									
	FACILITIES IMPROVEMEN	7215	01								
	ARLEDGE STREET	7215	06								
	E TIPTON DRAINAGE PRO	7215	16								
	HALL-ALCORN	7215	18								
	EAST CENTRAL	7215	19								
	WALNUT STREET	7215	20								
	HALL AVENUE PHASE III	7215	21								
	MOBILE/BOUIE - PHASE	7215	22								
	KATIE/J HALL - PHASE	7215	23								
	EAST CENTRAL - PHASE	7215	24								
	WALNUT STREET - PHASE	7215	25								
	OLD AIRPORT RD	7215	32								
	DIXIE PINE	7215	33								
	CELESTE PLACE	7215	34								
	OTHER DRAINAGE PROJEC	7215	99								
---			---	---	---	---	---	---	---	---	
	DRAINS										
	SEWERS	7220									
	ARRA SIDEWALKS (WOODLE	7225									
	STREETS & ROADWAYS	7230									

	TUSCAN AVENUE TO BERN	7230 35								
	OTHER STREET IMPR.	7230 99								
	STREETS & ROADWAYS									
	CDBG/HOME HOUSING	7254								
	CDBG FULL REHAB	7254 01	224714		78060	146654	25.0	34.7	87,526	38.9
	CDBG HOUSING REPR	7254 02	50000		10000	40000	25.0	20.0	10,000-	20.0-
	HOME FULL REHAB	7254 03	100000	12,600		87400	25.0		100,000-	100.0-
	HOME DOWNPAYMENT ASST	7254 04	50000	6,102		43898	25.0		50,000-	100.0-
	AFFORDABLE HOUSING	7254 05								
	HOME REVOLVING LOANS	7254 06								
	WORLD CHANGERS	7254 07								
	ADOPT A HOME	7254 08								
	RECONSTRUCTION	7254 09								
	RECONSTRUCTN/SALV.ARM	7254 10								
	BLUE ROOFS	7254 11								
	EATON SCHOOL	7254 12								
	MICROENTERPRISE PROGR	7254 13	25000			25000	25.0		25,000-	100.0-
	CDBG/HOME HOUSING		449714	18,702	88060	342952	25.0	19.5	97,474-	21.6-
	CDBG-ENTITLEMT ASSISTA	7285								
	HOME ENTITLEMT ASSISTA	7286								
	TENANT BASED RENTAL A	7286 01	2500			2500	25.0		2,500-	100.0-
	HOME ENTITLEMT ASSI		2500			2500	25.0		2,500-	100.0-
	MDA AM DREAM D/P (ADDI	7287	130000			130000	25.0		130,000-	100.0-
	OTHER IMPROVEMENTS	7295								
	IMPROVEMENT OTHER TH		582214	18,702	88060	475452	25.0	15.1	229,974-	39.4-
	MACHINERY AND EQUIPMENT									
	OFFICE FURN/EQUIP.	7325								
	DATA PROCESSING EQUIP.	7327								
	MACHINERY AND EQUIPM									
	VEHICLES									
	AUTOMOBILES	7400								
	PICK UP TRUCKS	7420								
	VEHICLES									
	CAPITAL OUTLAY		582214	18,702	88060	475452	25.0	15.1	229,974-	39.4-
11986	EXPENDITURES		897612	36,971	126201	734439	25.0	14.0	392,808-	43.7-

082500 - CDBG-TRANSFERS

CITY OF HATTIESBURG
EXPENDITURE REPORT
ALL FUNDS
3 Months Ending 12/31/17

1/03/18

THIS MONTH ACTUAL		OBJ/SUB	ANNUAL BUDGET	OPEN PO & CONTRACTS	YTD ACTUAL	REMAINING BALANCE	PERCENT PLAN	ACTUAL	....PROJECTED.... OVER/UNDER	%
	TRANSFERS TO OTHER FUND									
	T/T GENERAL FUND	9000 O1								
	T/T W & S CONSTRUCTION	9000 75								
---			---	---	---	---	---	---	---	---
	TRANSFERS TO OTHER F									
---			---	---	---	---	---	---	---	---
	TRANSFERS									
---			---	---	---	---	---	---	---	---
	EXPENDITURES									

087500 - INDUSTRIAL PK-TRANSFERS

CITY OF HATTIESBURG
EXPENDITURE REPORT
ALL FUNDS
3 Months Ending 12/31/17

1/03/18

THIS MONTH ACTUAL		OBJ/SUB	ANNUAL BUDGET	OPEN PO & CONTRACTS	YTD ACTUAL	REMAINING BALANCE	PERCENT PLAN ACTUAL	....PROJECTED.... OVER/UNDER	%
	TRANSFERS TO OTHER FUND								
	T/T GENERAL FUND	9000 01							
	T/T CITY B & I	9000 13							
	T/T CITY B&I (KOHLER)	9000 13K							
	T/T CITY B&I (SUNBEAM)	9000 13S							
	T/T MUN.ROAD & BRIDGE	9000 72							
	T/T W & S CONSTRUCTION	9000 75							
---			---	---	---	---	--- ---	---	---
	TRANSFERS TO OTHER F								
---			---	---	---	---	--- ---	---	---
	TRANSFERS								
---			---	---	---	---	--- ---	---	---
	EXPENDITURES								

THIS MONTH ACTUAL		OBJ/SUB	ANNUAL BUDGET	OPEN PO & CONTRACTS	YTD ACTUAL	REMAINING BALANCE	PERCENT PLAN ACTUAL	....PROJECTED.... OVER/UNDER	%
	OFFICE SUPPLIES								
	MISCELLANEOUS	5001							
	OTHER EXPENDABLE OFF.S	5010							
	OFFICE SUPPLIES								
	OPERATING SUPPLIES								
	ASPHALT & ASPHALT PROD	5400							
	MINOR EQUIPMENT	5460							
	OTHER OPERATING MATL/S	5590							
	OPERATING SUPPLIES								
	SUPPLIES AND EXPENSES								
	PROFESSIONAL SERVICES								
	ADMINISTRATIVE FEE	6005							
	AUDITING AND ACCOUNTIN	6010							
	ARCHITECTURAL	6012							
	ENGINEERING/ENVIRONMEN	6015							
	SITE PREPARATION	6016							
	APPRAISAL	6017							
	CONSULTANT SERV/SURVEY	6020							
	AREA DEV.PARTNERSHIP	6020 01			97500	97500-		390,000	
	OTHER	6020 03							
	IND.PK.MASTER PLAN	6020 04							
	CONSULTANT SERV/SUR				97500	97500-		390,000	
	LEGAL	6025							
	OTHER PROFESSIONAL SER	6049							
	PROFESSIONAL SERVICE				97500	97500-		390,000	
	COMMUNICATIONS								
	TELEPHONE AND TELEGRAP	6060							
	POSTAGE	6070							
	COMMUNICATIONS								
	TRANSPORTATION								
	TRAVEL EXPENSE	6110							
	MESSENGER/EXPRESS SERV	6130							
	TRANSPORTATION								
	ADVERTISING								
	ADVERTISING	6150							

ADVERTISING									
PRINTING AND BINDING									
PRINTING	6200								
PRINTING AND BINDING									
INSURANCE									
FIRE & EXTENDED COVERA	6250								
PUBLIC LIAB/PROPERTY D	6255								
OTHER INSURANCE	6299								
INSURANCE									
UTILITIES									
GAS	6300								
ELECTRICITY	6305								
WATER	6315								
UTILITIES									
REPR/MAINT-OUTSIDE LABO									
BUILDING R&M	6350								
SIGN PAINTING	6396								
OTHER REPAIRS AND MAIN	6399								
LANDSCAPE MAINTENANCE	6399	01			180	180-			720
RAIL SPURS MAINTENANCE	6399	02			29712	29712-			118,848
REPR/MAINT-OUTSIDE L					29892	29892-			119,568
RENTALS									
LAND RENT	6400								
RENTALS									
OTHER SERVICES & CHARGE									
CONTRIBUTIONS	6820								
FORREST CTY. REPAYMEN	6820	90							
CONTRIBUTIONS									
PROPERTY TAXES	6995								
SERVICES NOT SPECIFIED	6999								
OTHER SERVICES & CHA									
OTHER SERVICES & CHAR					127392	127392-			509,568
LAND									
LAND	7000								
LEASEHOLDS	7020								
LAND									
BUILDING/BLD IMPROVEMEN									
BUILDINGS	7100								
TECHNOLOGY BLDG.	7100	11							
BUILDINGS									

	BUILDING/BLD IMPROVE									
	IMPROVEMENT OTHER THAN									
	STREETS & ROADWAYS	7230								
	OTHER IMPROVEMENTS	7295								
	RAIL SPUR IMPROVEMENT	7295	09							
	OWENS-ILLINOIS PROJEC	7295	35							
	USA YEAST RAIL SPUR	7295	36							
	KOHLER EXPANSION	7295	37							
---				---	---	---	---	--- ---	---	---
	OTHER IMPROVEMENTS									
---				---	---	---	---	--- ---	---	---
	IMPROVEMENT OTHER TH									
---				---	---	---	---	--- ---	---	---
	CAPITAL OUTLAY									
	BONDS REDEEMED									
	IND/ECON DEV ISSUES	8020								
---				---	---	---	---	--- ---	---	---
	BONDS REDEEMED									
	NOTE PRINCIPAL									
	IND. PARK NOTE	8210								
---				---	---	---	---	--- ---	---	---
	NOTE PRINCIPAL									
	INTEREST ON NOTES									
	OTHER NOTES	8335								
---				---	---	---	---	--- ---	---	---
	INTEREST ON NOTES									
---				---	---	---	---	--- ---	---	---
	DEBT SERVICE									
---				---	---	---	---	--- ---	---	---
	EXPENDITURES					127392	127392-		509,568	

THIS MONTH ACTUAL		OBJ/SUB	ANNUAL BUDGET	OPEN PO & CONTRACTS	YTD ACTUAL	REMAINING BALANCE	PERCENT PLAN ACTUAL	....PROJECTED.... OVER/UNDER	%
	PROFESSIONAL SERVICES								
	ENGINEERING	6015							
	LEGAL	6025							
	OTHER PROFESSIONAL SER	6049							
---			---	---	---	---	--- ---	---	---
	PROFESSIONAL SERVICE								
---			---	---	---	---	--- ---	---	---
	OTHER SERVICES & CHAR								
	LAND								
	LAND	7000							
	SITE PREPARATION	7040							
	SITE IMPROVEMENT	7045							
---			---	---	---	---	--- ---	---	---
	LAND								
	BUILDING/BLD IMPROVEMEN								
	BUILDINGS	7100							
	KOHLER BLDG. EXPANSIO	7100 21							
---			---	---	---	---	--- ---	---	---
	BUILDINGS								
---			---	---	---	---	--- ---	---	---
	BUILDING/BLD IMPROVE								
	IMPROVEMENT OTHER THAN								
	STREETS & ROADWAYS	7230							
	OTHER IMPROVEMENTS	7295							
---			---	---	---	---	--- ---	---	---
	IMPROVEMENT OTHER TH								
---			---	---	---	---	--- ---	---	---
	CAPITAL OUTLAY								
---			---	---	---	---	--- ---	---	---
	EXPENDITURES								

THIS MONTH ACTUAL		OBJ/SUB	ANNUAL BUDGET	OPEN PO & CONTRACTS	YTD ACTUAL	REMAINING BALANCE	PERCENT PLAN ACTUAL	....PROJECTED.... OVER/UNDER	%
	TRANSFERS TO OTHER FUND								
	T/T SPECIAL STREET	9000 08							
	T/T 2002 TIF B&I-S/P	9000 20							
---			---	---	---	---	--- ---	---	---
	TRANSFERS TO OTHER F								
---			---	---	---	---	--- ---	---	---
	TRANSFERS								
---			---	---	---	---	--- ---	---	---
	EXPENDITURES								

THIS MONTH ACTUAL		OBJ/SUB	ANNUAL BUDGET	OPEN PO & CONTRACTS	YTD ACTUAL	REMAINING BALANCE	PERCENT PLAN	ACTUAL	....PROJECTED.... OVER/UNDER	%
	PROFESSIONAL SERVICES									
	DEMOLITION	6013								
	LEGAL	6025								
	OTHER PROFESSIONAL SER	6049								
---			---	---	---	---	---	---	---	---
	PROFESSIONAL SERVICE									
	PRINTING AND BINDING									
	PRINTING	6200								
---			---	---	---	---	---	---	---	---
	PRINTING AND BINDING									
	OTHER SERVICES & CHARGE									
	SERVICES NOT SPECIFIED	6999								
---			---	---	---	---	---	---	---	---
	OTHER SERVICES & CHA									
---			---	---	---	---	---	---	---	---
	OTHER SERVICES & CHAR									
---			---	---	---	---	---	---	---	---
	EXPENDITURES									

088603 - PUBLIC SAFETY/REC CONSTRUCTION

CITY OF HATTIESBURG
EXPENDITURE REPORT
ALL FUNDS
3 Months Ending 12/31/17

1/03/18

THIS MONTH ACTUAL		OBJ/SUB	ANNUAL BUDGET	OPEN PO & CONTRACTS	YTD ACTUAL	REMAINING BALANCE	PERCENT PLAN ACTUAL	....PROJECTED.... OVER/UNDER	%
	BUILDING/BLD IMPROVEMEN								
	BUILDINGS	7100							
522	PUBLIC SAFETY BLDG RE	7100 12	681413		522	680891	25.0	679,325-	99.6-
	RECREATION ADMIN BLDG	7100 14							
	MUNICIPAL COURT BLDG	7100 15							
	FIRE ADMINISTRATION	7100 21							
	POLICE DEPARTMENT	7100 22							
522	BUILDINGS		681413		522	680891	25.0	679,325-	99.6-
522	BUILDING/BLD IMPROVE		681413		522	680891	25.0	679,325-	99.6-
	IMPROVEMENT OTHER THAN								
	OTHER IMPROVEMENTS	7295							
	SOUTHERN POINTE/TIF P	7295 31							
	OTHER IMPROVEMENTS								
	IMPROVEMENT OTHER TH								
522	CAPITAL OUTLAY		681413		522	680891	25.0	679,325-	99.6-
522	EXPENDITURES		681413		522	680891	25.0	679,325-	99.6-

089500 - MDA ENERGY EFFICIENCY CAP PROJ

THIS MONTH ACTUAL		OBJ/SUB	ANNUAL BUDGET	OPEN PO & CONTRACTS	YTD ACTUAL	REMAINING BALANCE	PERCENT PLAN	ACTUAL	....PROJECTED.... OVER/UNDER	%
	TRANSFERS TO OTHER FUND									
	T/T SPECIAL STREET	9000 08								
	T/T 2002 TIF B&I-H/D	9000 21								
---			---	---	---	---	---	---	---	---
	TRANSFERS TO OTHER F									
---			---	---	---	---	---	---	---	---
	TRANSFERS									
---			---	---	---	---	---	---	---	---
	EXPENDITURES									

THIS MONTH ACTUAL		OBJ/SUB	ANNUAL BUDGET	OPEN PO & CONTRACTS	YTD ACTUAL	REMAINING BALANCE	PERCENT PLAN ACTUAL	....PROJECTED.... OVER/UNDER	%
	PROFESSIONAL SERVICES								
	LEGAL	6025							
	OTHER PROFESSIONAL SER	6049							
---			---	---	---	---	--- ---	---	---
	PROFESSIONAL SERVICE								
	PRINTING AND BINDING								
	PRINTING	6200							
---			---	---	---	---	--- ---	---	---
	PRINTING AND BINDING								
	OTHER SERVICES & CHARGE								
	SERVICES NOT SPECIFIED	6999							
---			---	---	---	---	--- ---	---	---
	OTHER SERVICES & CHA								
---			---	---	---	---	--- ---	---	---
	OTHER SERVICES & CHAR								
---			---	---	---	---	--- ---	---	---
	EXPENDITURES								

089603 - MDA ENERGY EFFICIENCY CAP PROJ

CITY OF HATTIESBURG
EXPENDITURE REPORT
ALL FUNDS
3 Months Ending 12/31/17

1/03/18

THIS MONTH ACTUAL		OBJ/SUB	ANNUAL BUDGET	OPEN PO & CONTRACTS	YTD ACTUAL	REMAINING BALANCE	PERCENT PLAN	PERCENT ACTUAL	....PROJECTED.... OVER/UNDER	%
	IMPROVEMENT OTHER THAN									
	OTHER IMPROVEMENTS	7295								
	HOME DEPOT/TIF PROJEC	7295 32								
	LIGHTING UPGRADE-GEN	7295 56	32735			32735	25.0		32,735-	100.0-
	LIGHTING UPGRADE-ENTE	7295 57								
	ENERGY MGTMT CTRL SYS	7295 58								
	ENERGY MGTMT CTRL SYS	7295 59	23990			23990	25.0		23,990-	100.0-
	BOILER REPLACEMENT-EN	7295 60								
	SMALL UNITARY EQUIP R	7295 61	3529			3529	25.0		3,529-	100.0-
	CITY HALL HVAC UPGRAD	7295 62	21136			21136	25.0		21,136-	100.0-
	JACKIE DOLE HVAC UPGR	7295 63								
	WATER TRTMT PLT CTRL	7295 64	61398			61398	25.0		61,398-	100.0-
	LIFT STATION CTRL UPG	7295 65	134040			134040	25.0		134,040-	100.0-
	WATER CONSERVATION OP	7295 66	131182		405010	273828-	25.0	308.7	1,488,857	134.9
	SOLAR PHOTO-VOLTAIC S	7295 67								
	OTHER REPAIRS/LEAKS	7295 68	197798			197798	25.0		197,798-	100.0-
	OTHER IMPROVEMENTS		605808		405010	200798	25.0	66.8	1,014,231	167.4
	IMPROVEMENT OTHER TH		605808		405010	200798	25.0	66.8	1,014,231	167.4
	CAPITAL OUTLAY		605808		405010	200798	25.0	66.8	1,014,231	167.4
	EXPENDITURES		605808		405010	200798	25.0	66.8	1,014,231	167.4

THIS MONTH ACTUAL		OBJ/SUB	ANNUAL BUDGET	OPEN PO & CONTRACTS	YTD ACTUAL	REMAINING BALANCE	PERCENT PLAN	ACTUAL	....PROJECTED.... OVER/UNDER	%
	TRANSFERS TO OTHER FUND									
	T/T SPECIAL STREET	9000 08								
	T/T B&I CITY	9000 13								
	T/T 2003 TIF B&I-CHAUV	9000 22								
	T/T 2008 TIF B&I-LINCO	9000 24								
---	TRANSFERS TO OTHER F		---	---	---	---	---	---	---	---
---	TRANSFERS		---	---	---	---	---	---	---	---
---	EXPENDITURES		---	---	---	---	---	---	---	---

THIS MONTH ACTUAL		OBJ/SUB	ANNUAL BUDGET	OPEN PO & CONTRACTS	YTD ACTUAL	REMAINING BALANCE	PERCENT PLAN ACTUAL	....PROJECTED.... OVER/UNDER	%
	PROFESSIONAL SERVICES								
	LEGAL	6025							
	OTHER PROFESSIONAL SER	6049							
---			---	---	---	---	--- ---	---	---
	PROFESSIONAL SERVICE								
	OTHER SERVICES & CHARGE								
	SERVICES NOT SPECIFIED	6999							
---			---	---	---	---	--- ---	---	---
	OTHER SERVICES & CHA								
---			---	---	---	---	--- ---	---	---
	OTHER SERVICES & CHAR								
---			---	---	---	---	--- ---	---	---
	EXPENDITURES								

THIS MONTH ACTUAL		OBJ/SUB	ANNUAL BUDGET	OPEN PO & CONTRACTS	YTD ACTUAL	REMAINING BALANCE	PERCENT PLAN ACTUAL	....PROJECTED.... OVER/UNDER	%
	IMPROVEMENT OTHER THAN								
	OTHER IMPROVEMENTS	7295							
	CHAUVET SQUARE/TIF PR	7295 33							
	LINCOLN CENTER/TIF PR	7295 38							
	D/T LIGHTING/GO NOTE	7295 51							
---	OTHER IMPROVEMENTS		---	---	---	---	--- ---	---	---
---	IMPROVEMENT OTHER TH		---	---	---	---	--- ---	---	---
---	CAPITAL OUTLAY		---	---	---	---	--- ---	---	---
	EXPENDITURES								

THIS MONTH ACTUAL		OBJ/SUB	ANNUAL BUDGET	OPEN PO & CONTRACTS	YTD ACTUAL	REMAINING BALANCE	PERCENT PLAN ACTUAL	....PROJECTED.... OVER/UNDER	%
	TRANSFERS TO OTHER FUND								
	T/T GENERAL FUND	9000 01	207			207	25.0	207-	100.0-
	T/T SO. POINTE TIF B &	9000 20							
	T/T 2007 TIF B&I-T/C	9000 23							
	T/T KOHLS TIF B&I	9000 25							
	T/T WHISPERING PINES T	9000 26							
	T/T RIDGE AT TURTLE CR	9000 50							
	T/T MIDTOWN MARKET	9000 51							
	TRANSFERS TO OTHER F		207			207	25.0	207-	100.0-
	TRANSFERS		207			207	25.0	207-	100.0-
	EXPENDITURES		207			207	25.0	207-	100.0-

THIS MONTH ACTUAL		OBJ/SUB	ANNUAL BUDGET	OPEN PO & CONTRACTS	YTD ACTUAL	REMAINING BALANCE	PERCENT PLAN ACTUAL	....PROJECTED.... OVER/UNDER	%
	PROFESSIONAL SERVICES								
	LEGAL	6025							
	OTHER PROFESSIONAL SER	6049							
	PROF SERVICES-RIDGE AT	6049 01							
	PROF SERVICES-MIDTOWN	6049 02							
	PROF SERVICES-WHISPERI	6049 03							
	PROF SERVICES-HBURG CL	6049 04							
	PROFESSIONAL SERVICE								
	PRINTING AND BINDING								
	PRINTING	6200							
	PRINTING AND BINDING								
	OTHER SERVICES & CHARGE								
	SERVICES NOT SPECIFIED	6999							
	OTHER SERVICES & CHA								
	OTHER SERVICES & CHAR								
	EXPENDITURES								

THIS MONTH ACTUAL		OBJ/SUB	ANNUAL BUDGET	OPEN PO & CONTRACTS	YTD ACTUAL	REMAINING BALANCE	PERCENT PLAN ACTUAL	....PROJECTED.... OVER/UNDER	%
	IMPROVEMENT OTHER THAN								
	OTHER IMPROVEMENTS	7295							
	'14 SO. POINTE TIF PR	7295 31							
	'16 HBURG CLINIC TIF	7295 32							
	'11 KHOLS/TIF PROJ	7295 33							
	'07 TURTLE CREEK/TIF	7295 34							
	'15 RIDGE/TURTLE CREE	7295 35							
	'15 MIDTOWN MARKET TI	7295 36							
	'16 WHISPERING PINES	7295 37							
	'11 TURTLE CREEK/TIF	7295 39							
---			---	---	---	---	--- ---	---	---
	OTHER IMPROVEMENTS								
---			---	---	---	---	--- ---	---	---
	IMPROVEMENT OTHER TH								
---			---	---	---	---	--- ---	---	---
	CAPITAL OUTLAY								
---			---	---	---	---	--- ---	---	---
	EXPENDITURES								

093500 - '16 W&S SYSTEMS PROJ-TRANSFERS

CITY OF HATTIESBURG
EXPENDITURE REPORT
ALL FUNDS
3 Months Ending 12/31/17

1/03/18

THIS MONTH ACTUAL		OBJ/SUB	ANNUAL BUDGET	OPEN PO & CONTRACTS	YTD ACTUAL	REMAINING BALANCE	PERCENT PLAN	ACTUAL	....PROJECTED.... OVER/UNDER	%
	TRANSFERS TO OTHER FUND									
	T/T WATER & SEWER B&I	9000 10								
	T/T 2013 W&S BOND CONS	9000 105								
---			---	---	---	---	---	---	---	---
	TRANSFERS TO OTHER F									
---			---	---	---	---	---	---	---	---
	TRANSFERS									
---			---	---	---	---	---	---	---	---
	EXPENDITURES									

THIS MONTH ACTUAL		OBJ/SUB	ANNUAL BUDGET	OPEN PO & CONTRACTS	YTD ACTUAL	REMAINING BALANCE	PERCENT PLAN ACTUAL	....PROJECTED.... OVER/UNDER	%
	PROFESSIONAL SERVICES								
	LEGAL	6025							
	OTHER PROFESSIONAL SER	6049							
---			---	---	---	---	--- ---	---	---
	PROFESSIONAL SERVICE								
	OTHER SERVICES & CHARGE								
	SERVICES NOT SPECIFIED	6999							
---			---	---	---	---	--- ---	---	---
	OTHER SERVICES & CHA								
---			---	---	---	---	--- ---	---	---
	OTHER SERVICES & CHAR								
---			---	---	---	---	--- ---	---	---
	EXPENDITURES								

THIS MONTH ACTUAL		OBJ/SUB	ANNUAL BUDGET	OPEN PO & CONTRACTS	YTD ACTUAL	REMAINING BALANCE	PERCENT PLAN	PERCENT ACTUAL	....PROJECTED.... OVER/UNDER	%
	OPERATING SUPPLIES									
	ASPHALT & ASPHALT PROD	5400								
	OPERATING SUPPLIES									
	SUPPLIES AND EXPENSES									
	PROFESSIONAL SERVICES									
	ENGINEERING	6015	635143		169954	465189	25.0	26.7	44,672	7.0
	LEGAL	6025								
	OTHER PROFESSIONAL SER	6049								
	PROFESSIONAL SERVICE		635143		169954	465189	25.0	26.7	44,672	7.0
	REPR/MAINT-OUTSIDE LABO									
	STREETS & STRUCTURES R	6360								
	REPR/MAINT-OUTSIDE L									
	OTHER SERVICES & CHARGE									
	SERVICES NOT SPECIFIED	6999								
	OTHER SERVICES & CHA									
	OTHER SERVICES & CHAR		635143		169954	465189	25.0	26.7	44,672	7.0
	IMPROVEMENT OTHER THAN									
	SEWERS	7220								
	SEWER PHASE III	7220 01								
	S.LAGOON SLUDGE REMOV	7220 27								
	SEWER PHASE I	7220 49								
	SEWER PHASE II	7220 50								
2240	SEWER PHASE IV	7220 51	37370	2,240	1630-	36760	25.0	4.3	30,850-	82.5-
7363	SEWER PHASE V	7220 54	1084613		3913	1080700	25.0	.3	1,068,961-	98.5-
	LAKE FORGETFUL RD	7220 62	87740		17359	70381	25.0	19.7	18,304-	20.8-
	30TH & CHEVY CHASE	7220 63	86425		11550-	97975	25.0	13.3	40,225-	46.5-
	LAMAR BOULEVARD	7220 64	41448		9966-	51414	25.0	24.0	1,584-	3.8-
69340	SEWER PHASE VIII	7220 70	5000000		41973	4958028	25.0	.8	4,832,108-	96.6-
	SEWER PHASE IX	7220 71	650000			650000	25.0		650,000-	100.0-
26985	SEWER PHASE X	7220 72	4300000		22130	4277870	25.0	.5	4,211,479-	97.9-
	SEWER PHASE XI	7220 73	1500000			1500000	25.0		1,500,000-	100.0-
	SEWER PHASE XII	7220 74	2450000		6805	2443195	25.0	.2	2,422,780-	98.8-
	CCTV SEWER INSPECTION	7220 96								
	LAGOON DREDGING LOAN	7220 97								
105928	SEWERS		15237596	2,240	69033	15166323	25.0	.4	14,961,464-	98.1-

	WATER SYSTEMS	7245									
	JAMES ST WTR WELL #3	7245	02								
	HWY 98 BOOSTER STATIO	7245	03								
	HWY 98 ELEVATED WTR T	7245	04								
	WATER PHASE II	7245	05								
	WATER PHASE III	7245	06								
	VETERANS BLVD WTR CON	7245	08								
	WESLEY WELL #2	7245	09			9158	9158-			36,632	
	COUNTRY CLUB WTR II	7245	18								
	TATUM-BONHOMIE WTR LI	7245	23								
	HWY 98 FIRE LINES	7245	28								
	WATER PHASE I	7245	50								
34045	WATER PHASE II	7245	51	2055000		106788	1948213	25.0	5.1	1,627,848-	79.2-
	WATER PHASE III	7245	52	4330		4330		25.0	100.0	12,989	299.9
	WATER PHASE IV	7245	53	226815		226814	1	25.0	99.9	680,441	299.9
2525	WATER PHASE V	7245	62	1143730		7675	1136055	25.0	.6	1,113,030-	97.3-
---				---	---	---	---	---	---	---	---
36570	WATER SYSTEMS			3429875		354765	3075110	25.0	10.3	2,010,815-	58.6-
	OTHER IMPROVEMENTS	7295									
16680	WATER PLANT #1 REHAB	7295	70	16680		16680		25.0	100.0	50,040	300.0
	WASTEWATER TREATMENT	7295	98								
	MISC.OTHER IMPROVEMEN	7295	99	4762849			4762849	25.0		4,762,849-	100.0-
---				---	---	---	---	---	---	---	---
16680	OTHER IMPROVEMENTS			4779529		16680	4762849	25.0	.3	4,712,809-	98.6-
---				---	---	---	---	---	---	---	---
159178	IMPROVEMENT OTHER TH			23447000	2,240	440478	23004282	25.0	1.8	21,685,088-	92.4-
---				---	---	---	---	---	---	---	---
159178	CAPITAL OUTLAY			23447000	2,240	440478	23004282	25.0	1.8	21,685,088-	92.4-
---				---	---	---	---	---	---	---	---
159178	EXPENDITURES			24082143	2,240	610432	23469471	25.0	2.5	21,640,415-	89.8-

094500 - '12 W&S BOND CONST-TRANSFERS

CITY OF HATTIESBURG
EXPENDITURE REPORT
ALL FUNDS
3 Months Ending 12/31/17

1/03/18

THIS MONTH ACTUAL		OBJ/SUB	ANNUAL BUDGET	OPEN PO & CONTRACTS	YTD ACTUAL	REMAINING BALANCE	PERCENT PLAN	PERCENT ACTUAL	....PROJECTED.... OVER/UNDER	%
	TRANSFERS TO OTHER FUND									
	T/T WATER & SEWER B&I	9000 10	61			61	25.0		61-	100.0-
	T/T 2013 W&S BOND CONS	9000 105								
	TRANSFERS TO OTHER F		61			61	25.0		61-	100.0-
	TRANSFERS		61			61	25.0		61-	100.0-
	EXPENDITURES		61			61	25.0		61-	100.0-

THIS MONTH ACTUAL		OBJ/SUB	ANNUAL BUDGET	OPEN PO & CONTRACTS	YTD ACTUAL	REMAINING BALANCE	PERCENT PLAN ACTUAL	....PROJECTED.... OVER/UNDER	%
	PROFESSIONAL SERVICES								
	LEGAL	6025							
	OTHER PROFESSIONAL SER	6049							
---			---	---	---	---	--- ---	---	---
	PROFESSIONAL SERVICE								
	OTHER SERVICES & CHARGE								
	SERVICES NOT SPECIFIED	6999							
---			---	---	---	---	--- ---	---	---
	OTHER SERVICES & CHA								
---			---	---	---	---	--- ---	---	---
	OTHER SERVICES & CHAR								
---			---	---	---	---	--- ---	---	---
	EXPENDITURES								

THIS MONTH ACTUAL		OBJ/SUB	ANNUAL BUDGET	OPEN PO & CONTRACTS	YTD ACTUAL	REMAINING BALANCE	PERCENT PLAN ACTUAL	....PROJECTED.... OVER/UNDER	%
	OPERATING SUPPLIES								
	ASPHALT & ASPHALT PROD	5400							
---			---	---	---	---	--- ---	---	---
	OPERATING SUPPLIES								
---			---	---	---	---	--- ---	---	---
	SUPPLIES AND EXPENSES								
	PROFESSIONAL SERVICES								
	ENGINEERING	6015							
	LEGAL	6025							
	OTHER PROFESSIONAL SER	6049							
---			---	---	---	---	--- ---	---	---
	PROFESSIONAL SERVICE								
	REPR/MAINT-OUTSIDE LABO								
	STREETS & STRUCTURES R	6360							
---			---	---	---	---	--- ---	---	---
	REPR/MAINT-OUTSIDE L								
	OTHER SERVICES & CHARGE								
	SERVICES NOT SPECIFIED	6999							
---			---	---	---	---	--- ---	---	---
	OTHER SERVICES & CHA								
---			---	---	---	---	--- ---	---	---
	OTHER SERVICES & CHAR								
	IMPROVEMENT OTHER THAN								
	SEWERS	7220							
	SEWER PHASE III	7220 01							
	S.LAGOON SLUDGE REMOV	7220 27							
	SEWER PHASE I	7220 49							
	SEWER PHASE II	7220 50							
	SEWER PHASE IV	7220 51							
	CCTV SEWER INSPECTION	7220 96							
	LAGOON DREDGING LOAN	7220 97							
---			---	---	---	---	--- ---	---	---
	SEWERS								
	WATER SYSTEMS	7245							
	JAMES ST WTR WELL #3	7245 02							
	HWY 98 BOOSTER STATIO	7245 03							
	HWY 98 ELEVATED WTR T	7245 04							
	WATER PHASE II	7245 05							
	WATER PHASE III	7245 06							
	VETERANS BLVD WTR CON	7245 08							
	WESLEY WELL #2	7245 09							
	COUNTRY CLUB WTR II	7245 18							

	TATUM-BONHOMIE WTR LI	7245 23								
	HWY 98 FIRE LINES	7245 28								
	WATER PHASE I	7245 50								
---			---	---	---	---	---	---	---	---
	WATER SYSTEMS									
	OTHER IMPROVEMENTS	7295								
	MISC.OTHER IMPROVEMEN	7295 99								
---			---	---	---	---	---	---	---	---
	OTHER IMPROVEMENTS									
---			---	---	---	---	---	---	---	---
	IMPROVEMENT OTHER TH									
---			---	---	---	---	---	---	---	---
	CAPITAL OUTLAY									
---			---	---	---	---	---	---	---	---
	EXPENDITURES									

095500 - 2001 BOND CONSTR-TRANSFERS

CITY OF HATTIESBURG
EXPENDITURE REPORT
ALL FUNDS
3 Months Ending 12/31/17

1/03/18

THIS MONTH ACTUAL		OBJ/SUB	ANNUAL BUDGET	OPEN PO & CONTRACTS	YTD ACTUAL	REMAINING BALANCE	PERCENT PLAN	PERCENT ACTUAL	....PROJECTED.... OVER/UNDER	%
	TRANSFERS TO OTHER FUND									
	T/T GENERAL FUND	9000 01								
	T/T B&I CITY	9000 13	174			174	25.0		174-	100.0-
	TRANSFERS TO OTHER F		174			174	25.0		174-	100.0-
	TRANSFERS		174			174	25.0		174-	100.0-
	EXPENDITURES		174			174	25.0		174-	100.0-

THIS MONTH ACTUAL		OBJ/SUB	ANNUAL BUDGET	OPEN PO & CONTRACTS	YTD ACTUAL	REMAINING BALANCE	PERCENT PLAN ACTUAL	....PROJECTED.... OVER/UNDER	%
	IMPROVEMENT OTHER THAN								
	STREETS & ROADWAYS	7230							
	E.4TH-N ORLEANS TO BO	7230 11							
	WSF TATUM-HWY 49S/HWY	7230 26							
	N.40TH AVE-MONTAGUE B	7230 30							
	RICHBURG HILL-WOODHAV	7230 38							
	MLK-KATIE TO TUSCAN	7230 43							
	MLK-BOWLING TO HELVES	7230 44							
	LAKEVIEW-PRITCHRD TO	7230 45							
	THORNHILL DR/N 40TH E	7230 46							
	D/T-N MAIN-R/R TO HWY	7230 47							
	HARDY (ITS/MDOT)	7230 48							
	PETRO STOPPING CENTER	7230 49							
---			---	---	---	---	--- ---	---	---
	STREETS & ROADWAYS								
---			---	---	---	---	--- ---	---	---
	IMPROVEMENT OTHER TH								
---			---	---	---	---	--- ---	---	---
	CAPITAL OUTLAY								
---			---	---	---	---	--- ---	---	---
	EXPENDITURES								

THIS MONTH ACTUAL		OBJ/SUB	ANNUAL BUDGET	OPEN PO & CONTRACTS	YTD ACTUAL	REMAINING BALANCE	PERCENT PLAN ACTUAL	....PROJECTED.... OVER/UNDER	%
	IMPROVEMENT OTHER THAN DRAINS	7215							
	PINEHILLS DITCH	7215 09							
	DAHMER PK @ IDA/BOWLI	7215 26							
	SUNSET	7215 27							
	CORRINE-EMERALD LN/VA	7215 28							
	DEARBORNE ST	7215 29							
	NORTH ST	7215 30							
---			---	---	---	---	--- ---	---	---
	DRAINS								
---			---	---	---	---	--- ---	---	---
	IMPROVEMENT OTHER TH								
---			---	---	---	---	--- ---	---	---
	CAPITAL OUTLAY								
---			---	---	---	---	--- ---	---	---
	EXPENDITURES								

THIS MONTH ACTUAL		OBJ/SUB	ANNUAL BUDGET	OPEN PO & CONTRACTS	YTD ACTUAL	REMAINING BALANCE	PERCENT PLAN ACTUAL	....PROJECTED.... OVER/UNDER	%
	IMPROVEMENT OTHER THAN WATER SYSTEMS	7245							
	JMT IND.DR-RUNNELS TO	7245 22							
	PETRO STOPPING CENTER	7245 24							
	PROGRAMMED WATER PROJ	7245 99							
---	WATER SYSTEMS		---	---	---	---	--- ---	---	---
---	IMPROVEMENT OTHER TH		---	---	---	---	--- ---	---	---
---	CAPITAL OUTLAY		---	---	---	---	--- ---	---	---
---	EXPENDITURES		---	---	---	---	--- ---	---	---

THIS MONTH ACTUAL	OBJ/SUB	ANNUAL BUDGET	OPEN PO & CONTRACTS	YTD ACTUAL	REMAINING BALANCE	PERCENT PLAN ACTUAL	....PROJECTED.... OVER/UNDER	%
	IMPROVEMENT OTHER THAN SEWERS 7220							
	HWY 49 S-SULLIVAN/HWY 7220 08							
	W.HILLS GOLF CRSE SWR 7220 09							
	FRANKLIN-MANNING TO C 7220 12							
	CENTRAL SCHL RD/BRADY 7220 16							
	ARLEDGE-MANNING TO CT 7220 22							
	COLUMBIA-W.6TH-N ST T 7220 23							
	PROVIDENCE-W 7TH TO 4 7220 25							
	COUNTY LN-EDWARDS TO 7220 30							
	DUKE-FRANKLIN TO ARLE 7220 31							
	CORRINE-2ND TO 5TH 7220 32							
	BROOKLANE-S 18TH & S 7220 33							
	RICHBURG RD-WOODHAVEN 7220 34							
	HWY 49 W SIDE@BURKETT 7220 35							
	PETRO STOPPING CENTER 7220 36							
	SEWER HYDRAULIC/MODEL 7220 98							
---		---	---	---	---	--- ---	---	---
	SEWERS							
---		---	---	---	---	--- ---	---	---
	IMPROVEMENT OTHER TH							
---		---	---	---	---	--- ---	---	---
	CAPITAL OUTLAY							
---		---	---	---	---	--- ---	---	---
	EXPENDITURES							

THIS MONTH ACTUAL	OBJ/SUB	ANNUAL BUDGET	OPEN PO & CONTRACTS	YTD ACTUAL	REMAINING BALANCE	PERCENT PLAN ACTUAL	....PROJECTED.... OVER/UNDER	%
	BUILDING/BLD IMPROVEMEN							
	BUILDINGS 7100							
	COMMUNITY CENTER 7100 07							
---		---	---	---	---	--- ---	---	---
	BUILDINGS							
	BUILDING IMPROVEMENTS 7150							
	POLICE COMPLEX (FLOOR 7150 07							
	BURGER CTR/6TH ST(CEI 7150 12							
	CULTURAL CTR (A/C UNI 7150 14							
	JDS COM CTR(CEILING/F 7150 19							
	CITY HALL-WTRPROOF WA 7150 20							
	CE ROY/5TH ST (ROOF) 7150 21							
	PUBLIC SER/ENGR (A/C) 7150 25							
	PUBLIC WORKS SHOP BLD 7150 26							
	FRONT STREET BLDG 7150 27							
	EUREKA SCHOOL RENOVAT 7150 38							
---		---	---	---	---	--- ---	---	---
	BUILDING IMPROVEMEN							
---		---	---	---	---	--- ---	---	---
	BUILDING/BLD IMPROVE							
	IMPROVEMENT OTHER THAN							
	LIGHTING IMPR-BALLFIEL 7241							
	POOLS 7252							
	REC CENTER POOL 7252 02							
---		---	---	---	---	--- ---	---	---
	POOLS							
	RECREATION IMPROVEMENT 7256							
	TATUM PARK 7256 01							
	JAYCEE BALLPARK 7256 06							
	KAMPER/DAHMER-TENNIS/ 7256 08							
	OSCEOLA MCCRTY PK-WLK 7256 12							
	DUNCAN LAKE 7256 13							
---		---	---	---	---	--- ---	---	---
	RECREATION IMPROVEM							
---		---	---	---	---	--- ---	---	---
	IMPROVEMENT OTHER TH							
---		---	---	---	---	--- ---	---	---
	CAPITAL OUTLAY							
---		---	---	---	---	--- ---	---	---
	EXPENDITURES							

095636 - 2001 BOND CONSTR-BURGER CTR

CITY OF HATTIESBURG
EXPENDITURE REPORT
ALL FUNDS
3 Months Ending 12/31/17

1/03/18

THIS MONTH ACTUAL		OBJ/SUB	ANNUAL BUDGET	OPEN PO & CONTRACTS	YTD ACTUAL	REMAINING BALANCE	PERCENT PLAN	ACTUAL	....PROJECTED.... OVER/UNDER	%
	BUILDING/BLD IMPROVEMEN									
	BUILDING IMPROVEMENTS	7150								
	BURGER CTR-STATE FUND	7150 12								
	BURGER CTR-MATCHING F	7150 28								
---			---	---	---	---	---	---	---	---
	BUILDING IMPROVEMEN									
---			---	---	---	---	---	---	---	---
	BUILDING/BLD IMPROVE									
---			---	---	---	---	---	---	---	---
	CAPITAL OUTLAY									
---			---	---	---	---	---	---	---	---
	EXPENDITURES									

THIS MONTH ACTUAL		OBJ/SUB	ANNUAL BUDGET	OPEN PO & CONTRACTS	YTD ACTUAL	REMAINING BALANCE	PERCENT PLAN	ACTUAL	....PROJECTED.... OVER/UNDER	%
	BUILDING/BLD IMPROVEMEN									
	BUILDINGS	7100								
	REHAB. EXISTING BLDGS	7100 12								
	BUILDINGS									
	BUILDING/BLD IMPROVE									
	IMPROVEMENT OTHER THAN									
	OTHER IMPROVEMENTS	7295								
	ASIAN EXHIBIT	7295 11								
	MS HABITAT EXHIBIT	7295 12								
	LION EXHIBIT	7295 14								
	SOUTH AMERICAN EXHIBI	7295 25								
	OTHER IMPROVEMENTS									
	IMPROVEMENT OTHER TH									
	CAPITAL OUTLAY									
	EXPENDITURES									

THIS MONTH ACTUAL		OBJ/SUB	ANNUAL BUDGET	OPEN PO & CONTRACTS	YTD ACTUAL	REMAINING BALANCE	PERCENT PLAN ACTUAL	....PROJECTED.... OVER/UNDER	%
	IMPROVEMENT OTHER THAN STREETS & ROADWAYS	7230							
	4TH ST WIDENING-MDOT	7230 09							
	CHAIN PARK PROJ-MDOT	7230 76							
	CHAIN PARK-MDOT ARRA	7230 77							
	CHAIN PARK-HUD	7230 78							
---	STREETS & ROADWAYS		---	---	---	---	--- ---	---	---
---	IMPROVEMENT OTHER TH		---	---	---	---	--- ---	---	---
---	CAPITAL OUTLAY		---	---	---	---	--- ---	---	---
---	EXPENDITURES		---	---	---	---	--- ---	---	---

THIS MONTH ACTUAL		OBJ/SUB	ANNUAL BUDGET	OPEN PO & CONTRACTS	YTD ACTUAL	REMAINING BALANCE	PERCENT PLAN ACTUAL	....PROJECTED.... OVER/UNDER	%
	BUILDING/BLD IMPROVEMEN								
	BUILDING IMPROVEMENTS	7150							
	DEPOT PROJECT-GRANT R	7150 15							
	DEPOT PROJ NON-GRANT	7150 31							
	DEPOT PROJ-MDB	7150 35							
---			---	---	---	---	--- ---	---	---
	BUILDING IMPROVEMEN								
---			---	---	---	---	--- ---	---	---
	BUILDING/BLD IMPROVE								
---			---	---	---	---	--- ---	---	---
	CAPITAL OUTLAY								
---			---	---	---	---	--- ---	---	---
	EXPENDITURES								

THIS MONTH ACTUAL		OBJ/SUB	ANNUAL BUDGET	OPEN PO & CONTRACTS	YTD ACTUAL	REMAINING BALANCE	PERCENT PLAN	ACTUAL	....PROJECTED.... OVER/UNDER	%
	TRANSFERS TO OTHER FUND									
	T/T B&I CITY	9000 13								
---			---	---	---	---	---	---	---	---
	TRANSFERS TO OTHER F									
---			---	---	---	---	---	---	---	---
	TRANSFERS									
---			---	---	---	---	---	---	---	---
	EXPENDITURES									

THIS MONTH ACTUAL		OBJ/SUB	ANNUAL BUDGET	OPEN PO & CONTRACTS	YTD ACTUAL	REMAINING BALANCE	PERCENT PLAN	ACTUAL	....PROJECTED.... OVER/UNDER	%
	PROFESSIONAL SERVICES									
	LEGAL	6025								
---			---	---	---	---	---	---	---	---
	PROFESSIONAL SERVICE									
	PRINTING AND BINDING									
	PRINTING	6200								
---			---	---	---	---	---	---	---	---
	PRINTING AND BINDING									
---			---	---	---	---	---	---	---	---
	OTHER SERVICES & CHAR									
---			---	---	---	---	---	---	---	---
	EXPENDITURES									

THIS MONTH ACTUAL		OBJ/SUB	ANNUAL BUDGET	OPEN PO & CONTRACTS	YTD ACTUAL	REMAINING BALANCE	PERCENT PLAN	ACTUAL	....PROJECTED.... OVER/UNDER	%
	PROFESSIONAL SERVICES									
	CONSULTANT SERV/SURVEY	6020								
	OTHER PROFESSIONAL SER	6049								
---	PROFESSIONAL SERVICE		---	---	---	---	---	---	---	---
---	OTHER SERVICES & CHAR		---	---	---	---	---	---	---	---
	BUILDING/BLD IMPROVEMEN									
	BUILDINGS	7100								
	POLICE COMPLEX RENOVA	7150 07								
---	BUILDINGS		---	---	---	---	---	---	---	---
---	BUILDING/BLD IMPROVE		---	---	---	---	---	---	---	---
	IMPROVEMENT OTHER THAN									
	DRAINS	7215								
	DRAINAGE(CORPS OF ENG	7215 31								
---	DRAINS		---	---	---	---	---	---	---	---
	SEWERS	7220								
	EARLY ACTION #1 EPA C	7220 56								
	EARLY ACTION #2 EPA C	7220 57								
	EARLY ACTION #3 EPA C	7220 58								
	30TH AVE/CHEVY CHASE	7220 59								
	LAMAR BOULEVARD SEWER	7220 60								
	GRAVITY MAIN/MANHOLE	7220 61								
	PROGRAMMED SEWER PROJ	7220 99								
---	SEWERS		---	---	---	---	---	---	---	---
	WATER SYSTEMS	7245								
	ASBESTOS CEMENT WTR L	7245 55								
	WTR MAIN CON/WESTOVER	7245 56								
	WTR MAIN CON/LINCOLN/	7245 57								
	UNDERSIZED LINES-EARL	7245 58								
	UPGRADES/WATER PLANT	7245 59								
	WATER WELL/WESLEY TAN	7245 60								
	PROGRAMMED WATER PROJ	7245 99								
---	WATER SYSTEMS		---	---	---	---	---	---	---	---
---	IMPROVEMENT OTHER TH		---	---	---	---	---	---	---	---
	MACHINERY AND EQUIPMENT									
	DATA PROCESSING EQUIP.	7327								

MACHINERY AND EQUIPM									
CAPITAL OUTLAY									
EXPENDITURES									

098300 - K.P.ZOO CAPITAL-REC.MAINT. 1/03/18

THIS MONTH ACTUAL		OBJ/SUB	ANNUAL BUDGET	OPEN PO & CONTRACTS	YTD ACTUAL	REMAINING BALANCE	PERCENT PLAN	ACTUAL	....PROJECTED.... OVER/UNDER	%
	IMPROVEMENT OTHER THAN KAB/LANDSCAPING	7226								
	RECREATION IMPROVEMENT	7256								
	MISC.REC.IMPR.	7256 99								
---			---	---	---	---	---	---	---	---
	RECREATION IMPROVEM									
---			---	---	---	---	---	---	---	---
	IMPROVEMENT OTHER TH									
---			---	---	---	---	---	---	---	---
	CAPITAL OUTLAY									
---			---	---	---	---	---	---	---	---
	EXPENDITURES									

THIS MONTH ACTUAL		OBJ/SUB	ANNUAL BUDGET	OPEN PO & CONTRACTS	YTD ACTUAL	REMAINING BALANCE	PERCENT PLAN	ACTUAL	....PROJECTED.... OVER/UNDER	%
	OPERATING SUPPLIES									
	OTHER OPERATING MATL/S	5590								
	OPERATING SUPPLIES									
	SUPPLIES AND EXPENSES									
	OTHER SERVICES & CHARGE									
	SERVICES NOT SPECIFIED	6999								
	OTHER SERVICES & CHA									
	OTHER SERVICES & CHAR									
	IMPROVEMENT OTHER THAN									
	OTHER IMPROVEMENTS	7295								
	ADAMS PLACE	7295 04								
	QUARANTINE BLDG PROJE	7295 08	2248			2248	25.0		2,248-	100.0-
	TIGER/LION EXHIBIT	7295 14								
	ZEBRA EXHIBIT	7295 17								
	SMALL ANIMAL EXHIBITS	7295 23								
	AFRICAN EXHIBIT	7295 25								
	MISC.OTHER IMPROVEMEN	7295 99								
	OTHER IMPROVEMENTS		2248			2248	25.0		2,248-	100.0-
	IMPROVEMENT OTHER TH		2248			2248	25.0		2,248-	100.0-
	MACHINERY AND EQUIPMENT									
	OTHER EQUIPMENT	7399								
	MACHINERY AND EQUIPM									
	OTHER									
	ZOOLOGICAL ANIMALS	7505								
	OTHER									
	CAPITAL OUTLAY		2248			2248	25.0		2,248-	100.0-
	EXPENDITURES		2248			2248	25.0		2,248-	100.0-

THIS MONTH ACTUAL		OBJ/SUB	ANNUAL BUDGET	OPEN PO & CONTRACTS	YTD ACTUAL	REMAINING BALANCE	PERCENT PLAN	ACTUAL	....PROJECTED.... OVER/UNDER	%
	IMPROVEMENT OTHER THAN									
	LANDSCAPING	7250								
	OTHER IMPROVEMENTS	7295								
	CEMETERY PROJ.IMPR.	7295 30								
---			---	---	---	---	---	---	---	---
	OTHER IMPROVEMENTS									
---			---	---	---	---	---	---	---	---
	IMPROVEMENT OTHER TH									
---			---	---	---	---	---	---	---	---
	CAPITAL OUTLAY									
---			---	---	---	---	---	---	---	---
	EXPENDITURES									

CITY OF HATTIESBURG
EXPENDITURE REPORT
ALL FUNDS
3 Months Ending 12/31/17

THIS MONTH ACTUAL		OBJ/SUB	ANNUAL BUDGET	OPEN PO & CONTRACTS	YTD ACTUAL	REMAINING BALANCE	PERCENT PLAN	ACTUAL	....PROJECTED.... OVER/UNDER	%
	TRANSFERS TO OTHER FUND									
	T/T W&S OPERATION & MA	9000 10								
---			---	---	---	---	---	---	---	---
	TRANSFERS TO OTHER F									
---			---	---	---	---	---	---	---	---
	TRANSFERS									
---			---	---	---	---	---	---	---	---
	EXPENDITURES									

THIS MONTH ACTUAL		OBJ/SUB	ANNUAL BUDGET	OPEN PO & CONTRACTS	YTD ACTUAL	REMAINING BALANCE	PERCENT PLAN ACTUAL	....PROJECTED.... OVER/UNDER	%
	PROFESSIONAL SERVICES								
	LEGAL	6025							
	OTHER PROFESSIONAL SER	6049							
---			---	---	---	---	--- ---	---	---
	PROFESSIONAL SERVICE								
	PRINTING AND BINDING								
	PRINTING	6200							
---			---	---	---	---	--- ---	---	---
	PRINTING AND BINDING								
	OTHER SERVICES & CHARGE								
	SERVICES NOT SPECIFIED	6999							
---			---	---	---	---	--- ---	---	---
	OTHER SERVICES & CHA								
---			---	---	---	---	--- ---	---	---
	OTHER SERVICES & CHAR								
---			---	---	---	---	--- ---	---	---
	EXPENDITURES								

THIS MONTH ACTUAL		OBJ/SUB	ANNUAL BUDGET	OPEN PO & CONTRACTS	YTD ACTUAL	REMAINING BALANCE	PERCENT PLAN ACTUAL	....PROJECTED.... OVER/UNDER	%
	IMPROVEMENT OTHER THAN STREETS & ROADWAYS	7230							
	N.31ST AVENUE	7230 06							
	NEW SCHOOL ROAD	7230 08							
	E.4TH STREET	7230 11							
	S.28TH AVENUE	7230 14							
	LINCOLN ROAD-#3	7230 27							
	LINCOLN ROAD-#4	7230 29							
	N.40TH AVENUE	7230 30							
	MONTAGUE-N.40TH TO N3	7230 31							
	ED TURNER DRIVE	7230 32							
	S.31ST-HARDY TO MAMIE	7230 33							
	MAMIE FROM S.28TH-31S	7230 34							
	TUSCAN-MLK TO BERNARD	7230 35							
	CLASSIC DR-HWY 42-GOL	7230 36							
---	STREETS & ROADWAYS		---	---	---	---	--- ---	---	---
---	IMPROVEMENT OTHER TH		---	---	---	---	--- ---	---	---
---	CAPITAL OUTLAY		---	---	---	---	--- ---	---	---
---	EXPENDITURES		---	---	---	---	--- ---	---	---

THIS MONTH ACTUAL		OBJ/SUB	ANNUAL BUDGET	OPEN PO & CONTRACTS	YTD ACTUAL	REMAINING BALANCE	PERCENT PLAN ACTUAL	....PROJECTED.... OVER/UNDER	%
	IMPROVEMENT OTHER THAN DRAINS	7215							
	ASHFORD-EASTSIDE TO M	7215 03							
	E.HARDY/WILLIAMS	7215 05							
	EDWARD ST.@RAILROAD	7215 11							
---	DRAINS		---	---	---	---	--- ---	---	---
---	IMPROVEMENT OTHER TH		---	---	---	---	--- ---	---	---
---	CAPITAL OUTLAY		---	---	---	---	--- ---	---	---
---	EXPENDITURES		---	---	---	---	--- ---	---	---

THIS MONTH ACTUAL		OBJ/SUB	ANNUAL BUDGET	OPEN PO & CONTRACTS	YTD ACTUAL	REMAINING BALANCE	PERCENT PLAN ACTUAL	....PROJECTED.... OVER/UNDER	%
	LAND								
	LAND	7000							
	LAND								
	IMPROVEMENT OTHER THAN								
	WATER SYSTEMS	7245							
	IND.PARK WATER LINES	7245 01							
	IND.PARK ELEVATED TAN	7245 04							
	WATER WELL@ PLANT #1	7245 05							
	VETERANS BLVD - WATER	7245 08							
	WESLEY FILTRATION PLA	7245 09							
	WATER SYSTEMS								
	IMPROVEMENT OTHER TH								
	CAPITAL OUTLAY								
	EXPENDITURES								

THIS MONTH ACTUAL		OBJ/SUB	ANNUAL BUDGET	OPEN PO & CONTRACTS	YTD ACTUAL	REMAINING BALANCE	PERCENT PLAN ACTUAL	....PROJECTED.... OVER/UNDER	%
	IMPROVEMENT OTHER THAN SEWERS	7220							
	FRANKLIN STREET	7220 12							
	ARLEDGE-MANNING TO CT	7220 22							
	COLUMBIA-PROV.TO RAWL	7220 23							
	ASHFORD-C.CLUB TO MLK	7220 24							
	PROVIDENCE-COLUMBIA T	7220 25							
	N.LAGOON EXPANSION	7220 26							
	S.LAGOON DISINFECTION	7220 27							
	IND.PARK SEWER LINES	7220 28							
---	SEWERS		---	---	---	---	--- ---	---	---
---	IMPROVEMENT OTHER TH		---	---	---	---	--- ---	---	---
---	CAPITAL OUTLAY		---	---	---	---	--- ---	---	---
---	EXPENDITURES		---	---	---	---	--- ---	---	---

THIS MONTH ACTUAL		OBJ/SUB	ANNUAL BUDGET	OPEN PO & CONTRACTS	YTD ACTUAL	REMAINING BALANCE	PERCENT PLAN	ACTUAL	....PROJECTED.... OVER/UNDER	%
	TRANSFERS TO OTHER FUND									
	T/T WATER & SEWER B&I	9000 10								
---			---	---	---	---	---	---	---	---
	TRANSFERS TO OTHER F									
---			---	---	---	---	---	---	---	---
	TRANSFERS									
---			---	---	---	---	---	---	---	---
	EXPENDITURES									

THIS MONTH ACTUAL		OBJ/SUB	ANNUAL BUDGET	OPEN PO & CONTRACTS	YTD ACTUAL	REMAINING BALANCE	PERCENT PLAN ACTUAL	....PROJECTED.... OVER/UNDER	%
	PROFESSIONAL SERVICES								
	LEGAL	6025							
	OTHER PROFESSIONAL SER	6049							
---			---	---	---	---	--- ---	---	---
	PROFESSIONAL SERVICE								
	OTHER SERVICES & CHARGE								
	BOND DISCOUNT	6600							
	BOND INSURANCE	6605							
	SERVICES NOT SPECIFIED	6999							
---			---	---	---	---	--- ---	---	---
	OTHER SERVICES & CHA								
---			---	---	---	---	--- ---	---	---
	OTHER SERVICES & CHAR								
---			---	---	---	---	--- ---	---	---
	EXPENDITURES								

THIS MONTH ACTUAL		OBJ/SUB	ANNUAL BUDGET	OPEN PO & CONTRACTS	YTD ACTUAL	REMAINING BALANCE	PERCENT PLAN ACTUAL	....PROJECTED.... OVER/UNDER	%
	OPERATING SUPPLIES								
	ASPHALT & ASPHALT PROD	5400							
---			---	---	---	---	--- ---	---	---
	OPERATING SUPPLIES								
---			---	---	---	---	--- ---	---	---
	SUPPLIES AND EXPENSES								
	PROFESSIONAL SERVICES								
	ENGINEERING	6015							
	LEGAL	6025							
	OTHER PROFESSIONAL SER	6049							
---			---	---	---	---	--- ---	---	---
	PROFESSIONAL SERVICE								
	REPR/MAINT-OUTSIDE LABO								
	STREETS & STRUCTURES R	6360							
---			---	---	---	---	--- ---	---	---
	REPR/MAINT-OUTSIDE L								
	OTHER SERVICES & CHARGE								
	SERVICES NOT SPECIFIED	6999							
---			---	---	---	---	--- ---	---	---
	OTHER SERVICES & CHA								
---			---	---	---	---	--- ---	---	---
	OTHER SERVICES & CHAR								
	IMPROVEMENT OTHER THAN								
	SEWERS	7220							
	SEWER PHASE III	7220 01							
	18 INCH TRUNK LINES	7220 17							
	PROVIDENCE ST	7220 25							
	S1-N.LAGOON EXPANSION	7220 26							
	S2-W 592 SWR W OF RAI	7220 38							
	S3-E 592 SWR E OF RAI	7220 39							
	S4-W BOND SWR W OF RA	7220 40							
	S5-E BOND SWR E OF RA	7220 41							
	S6-ANNEXATION AREA SE	7220 42							
	S7-SEWER LIFT STA IMP	7220 43							
	SULLIVAN KIL TO J MIM	7220 44							
	HWY 49 N SEWER	7220 45							
	SEWER PHASE I	7220 49							
	SEWER PHASE II	7220 50							
	SEWER PHASE IV	7220 51							
	DRYING BED	7220 52							
	SEWER PHASE V	7220 54							
	SEWER PHASE VII	7220 55							

	PROGRAMMED SEWER PROJ	7220 99								
	SEWERS									
	WATER SYSTEMS	7245								
	JAMES ST WTR WELL #3	7245 01								
	JAMES ST WTR PLT-MATC	7245 02								
	HWY 98 BOOSTER STATIO	7245 03								
	HWY 98 ELEVATED WTR T	7245 04								
	VETERANS MEM BLVD/S 2	7245 08								
	WESLEY WELL #2	7245 09								
	WTP FILTER #6	7245 10								
	OLD 98/RUNNELS RD WTR	7245 11								
	W1-COUNTRY CLUB WATER	7245 18								
	W2-WESLEY PLANT TREAT	7245 26								
	W3-WATER WELL@ PLANT	7245 27								
	HWY 98 FIRE LINES	7245 28								
	WATER PHASE I	7245 50								
	WATER PHASE II	7245 51								
	WATER PHASE III	7245 52								
	WATER PHASE IV	7245 53								
	PROGRAMMED WATER PROJ	7245 99								
	WATER SYSTEMS									
	OTHER IMPROVEMENTS	7295								
	MISC.OTHER IMPROVEMEN	7295 99	351166			351166	25.0		351,166-	100.0-
	OTHER IMPROVEMENTS		351166			351166	25.0		351,166-	100.0-
	IMPROVEMENT OTHER TH		351166			351166	25.0		351,166-	100.0-
	CAPITAL OUTLAY		351166			351166	25.0		351,166-	100.0-
	EXPENDITURES		351166			351166	25.0		351,166-	100.0-

THIS MONTH ACTUAL		OBJ/SUB	ANNUAL BUDGET	OPEN PO & CONTRACTS	YTD ACTUAL	REMAINING BALANCE	PERCENT PLAN ACTUAL	....PROJECTED.... OVER/UNDER	%
	TRANSFERS TO OTHER FUND								
	T/T GENERAL FUND	9000 01							
	T/T CITY B & I	9000 13							
---			---	---	---	---	--- ---	---	---
	TRANSFERS TO OTHER F								
---			---	---	---	---	--- ---	---	---
	TRANSFERS								
---			---	---	---	---	--- ---	---	---
	EXPENDITURES								

THIS MONTH ACTUAL		OBJ/SUB	ANNUAL BUDGET	OPEN PO & CONTRACTS	YTD ACTUAL	REMAINING BALANCE	PERCENT PLAN ACTUAL	....PROJECTED.... OVER/UNDER	%
	PROFESSIONAL SERVICES								
	OTHER PROFESSIONAL SER	6049							
41411	TOURISM COMMISSION	6049 01			114188	114188-		456,752	
437928	CONVENTION COMMISSION	6049 02			1302280	1302280-		5,209,119	
479339	OTHER PROFESSIONAL				1416468	1416468-		5,665,872	
479339	PROFESSIONAL SERVICE				1416468	1416468-		5,665,872	
479339	OTHER SERVICES & CHAR				1416468	1416468-		5,665,872	
479339	EXPENDITURES				1416468	1416468-		5,665,872	

THIS MONTH ACTUAL		OBJ/SUB	ANNUAL BUDGET	OPEN PO & CONTRACTS	YTD ACTUAL	REMAINING BALANCE	PERCENT PLAN ACTUAL		....PROJECTED.... OVER/UNDER	%
	IMPROVEMENT OTHER THAN									
	OTHER IMPROVEMENTS	7295								
	LILAC SUB DIV IMPR	7295 45								
	MISC.OTHER IMPROVEMEN	7295 99								
---	OTHER IMPROVEMENTS		---	---	---	---	---	---	---	---
---	IMPROVEMENT OTHER TH		---	---	---	---	---	---	---	---
---	CAPITAL OUTLAY		---	---	---	---	---	---	---	---
---	EXPENDITURES		---	---	---	---	---	---	---	---

THIS MONTH ACTUAL		OBJ/SUB	ANNUAL BUDGET	OPEN PO & CONTRACTS	YTD ACTUAL	REMAINING BALANCE	PERCENT PLAN ACTUAL	....PROJECTED.... OVER/UNDER	%
	OTHER SERVICES & CHARGE								
222	BANK SERV/TRF FEE	6832			186	186-		744	
78144	ADMIN PAID	6833			238475	238475-		953,900	
354922	CLAIMS PAID	6834			1036917	1036917-		4,147,668	
	SERVICES NOT SPECIFIED	6999							
	ACA TRANSITIONAL FEE	6999 01							
	SERVICES NOT SPECIF								
433288	OTHER SERVICES & CHA				1275577	1275577-		5,102,307	
433288	OTHER SERVICES & CHAR				1275577	1275577-		5,102,307	
433288	EXPENDITURES				1275577	1275577-		5,102,307	

CITY OF HATTIESBURG
REVENUE REPORT
ALL FUNDS
3 MONTHS ENDING 12/31/17

	OBJ/SUB	CURRENT ESTIMATED	CURRENT ACTUAL	CURRENT %REV	YEAR-TO-DATE ESTIMATED	YEAR-TO-DATE ACTUAL	YEAR-TO-DATE %REV	ANNUAL ESTIMATE	UNREALIZED BALANCE
REVENUES	200								
TAXES-OTHER	206A								
PAYMENT IN LIEU OF TAXE	2060								
HOUSING AUTHORITY	2065	2,916			8,750			35000	35000
MERCHANTS COMPANY	2066								
COLLECTIONS-P/Y EXCESS	2070								
PAYMENT IN LIEU OF T		2,916			8,750			35000	35000
TAXES-OTHER		2,916			8,750			35000	35000
LICENSES, PERMITS & FEES	220A								
PRIVILEGE LICENSES	2200	11,250	8263	73	33,750	38149	113	135000	96851
FRANCHISES	2210								
ELECTRICAL FRANCHISE	2211	250,000	6332	2	750,000	697706	93	3000000	2302294
SOLID WASTE OPER/FRANC	2212	14,166	15844	111	42,500	38531	90	170000	131469
AT&T UVERSE VIDEO/FRAN	2213								
GAS FRANCHISE	2215	12,083			36,250	19317	53	145000	125683
CSPIRE FIBER-TELEPAK F	2218					220			220-
CABLE T.V. FRANCHISE	2219	38,750			116,250	106917	91	465000	358083
FRANCHISES		315,000	22176	7	945,000	862691	91	3780000	2917309
BLDG/INSP PERMITS & FEE	2220								
BUILDING PERMIT/INSPEC	2221	39,166	32514	83	117,500	60318	51	470000	409682
FIRE INSPECTION	2222								
SIGN PERMIT	2223	1,500	591	39	4,500	4361	96	18000	13639
LAND CODE ENFORCEMENT	2224	2,916	2360	80	8,750	5210	59	35000	29790
GAS & PLUMBING	2225	625	1200	192	1,875	3100	165	7500	4400
ELECTRICAL INSPECTION	2226	916	1340	146	2,750	2768	100	11000	8232
DEMOLITION PERMIT	2227	166	50	30	500	400	80	2000	1600
HOUSE MOVING	2228	41	100	243	125	600	480	500	100-
BLDG/INSP PERMITS &		45,333	38155	84	136,000	76757	56	544000	467243
OTHER PERMITS & FEES	2230								
PUBLIC RECORDS ACCESS	2233								
PROPERTY CLEAN-UP COST	2234								
TAXI BADGE PERMIT	2235								
WRECKER REGISTRATION F	2236	41			125			500	500
BURN OR MISC FIRE PERM	2237	250	160	64	750	320	42	3000	2680
AMBULANCE PERMIT	2238	75			225			900	900
ZONING PETITION FEE	2240								
ZONING CERTIFICATE FEE	2245	583	550	94	1,750	1525	87	7000	5475
TITLE PLEDGE LICENSE F	2248								
EXAMINATION FEE	2250								
CONTRACTOR LICENSE FEE	2255								
ORDINANCE SALES	2260								
ORDINANCE VIOLATION FE	2265								

DATA PROCESSING FEES	2280								
NSF CHECK FEE	2290	41			125	40	32	500	460
MISC. PERMITS & FEES	2299	4,166	322	7	12,500	37608	300	50000	12392
OTHER PERMITS & FEES		5,158	1032	20	15,475	39493	255	61900	22407
LICENSES, PERMITS & F		376,741	69626	18	1,130,225	1017090	89	4520900	3503810
INTER-GOVERNMNTL REVENUE	230A								
FEDERAL GRANTS	230B								
JUST./USM-PROJECT SAFE	2304								
JUST./USM-POLICE CORPS	2305								
JUST.-OTHER	2307					7463			7463-
JUST.-COPS SECURE SCHOO	2309								
JUST.-JAIL DIVERSION	2310	6,795			20,388	18623	91	81550	62927
JUST.-BYRNE GRANTS	2311	1,641			4,926	11822	239	19703	7881
JUST.-OHS DOMESTIC PREP	2312								
JUST.-COPS IN SCHOOLS	2313								
JUST.-DOMESTIC PREPARED	2314								
JUST.-COPS METHAMPHETAM	2315								
JUST.-COPS HIRING RECOV	2316								
JUST.-UNIVERSAL COPS	2317								
JUST.-COPS TECHNOLOGY	2318								
JUST.-LLEBG '04	2319								
SAFE COMMUNITY PROJECT	2320								
HHS-HIDTA NARCOTICS GRA	2321								
NRCS-USDA STORM RELATED	2322	51,153			153,460			613838	613838
FHWA-STORM RELATED	2323								
FEMA-EMER. WARNING SIRE	2324								
FEMA-'04 REGIONAL RESPO	2325								
FIREFIGHTERS GRANT	2326								
FEMA-'05 REGIONAL RESPO	2327								
FEMA-CITIZENS CORPS	2328								
LAW ENF.GRANTS-OTHER	2329								
FEMA/HAZARD MITIG/GENER	2336								
FEMA RELIEF	2337	285,416			856,250	1838872	214	3425000	1586128
CDBG-FIRE STATION	2338								
MISC FEDERAL GRANTS	2339								
ARRA-STOP VIOLENCE GRAN	2348								
FEMA RELIEF ADMIN.	2349								
DEPT.OF DEFENSE-CAMP SH	2350								
EPA-BROWNSFIELD PROJ	2356								
HUD-MIDTOWN STUDY	2360								
HUD/MDA HUB CITY LOFT P	2361								
FEDERAL GRANTS		345,007			1,035,023	1876780	181	4140091	2263311
STATE GRANTS	250B								
MISCELLANEOUS STATE GRA	2503								
MOSQUITO CONTROL GRANT	2504								
ARCHIVES & HISTORY	2505								
JUVENILE PREVENTION PRO	2510								
JUVENILE ACCT.INCENTIVE	2511								
EMER.SHELTER-MDA GRANT	2513								

I.P.-HYBERPLASTIC-MDA G	2514									
POLICE ACADEMY REIMB.	2515									
SOLID WASTE GRANT	2518		6,250			18,750			75000	75000
URBAN YOUTH CORPS MDOT	2519									
DEQ GRANTS(SO.LAGOON ST	2520									
ARTS COMMISSION GRANT	2521									
BEAUTIFICATION-VARIOUS	2522									
MS CITY CORPS COUNCIL	2523									
TRAFFIC GRANT	2524						3823			3823-
STOP VIOLENCE GRANT	2526		2,232	1758	78	6,699	7717	115	26795	19078
ALCOHOL INCENTIVE	2527		5,542	5923	106	16,626	17498	105	66504	49006
JUSTICE ASSISTANCE	2528									
TORNADO RECOVERY-MDA GR	2529		8,333			25,000	100000	400	100000	
DISASTER RELIEF	2545									
MEMA-DOMESTIC PREPAREDN	2550									
MEMA-SAFE ROOMS	2551									
MDOT GRANT-DEPOT PROJEC	2556									
MDOT GRANT-VISITOR'S CT	2557									
MDOT GRANT-TRAFFIC STUD	2558									
STATE GRANTS			22,358	7681	34	67,075	129037	192	268299	139262
STATE-SHARED REVENUE	260B									
GENERAL SALES TAX	2600		1,841,666	1748735	94	5,525,000	5419090	98	22100000	16680910
CITY UTILITY TAX	2601		750	604	80	2,250	1713	76	9000	7287
SALES TAX-SRF REIMB.	2602			8289			24867			24867-
ALCOHOLIC BEV. LICENSE	2610		11,666	12919	110	35,000	35419	101	140000	104581
MOTOR VEH.PRIVILEGE TAX	2635									
PAT HARRISON WATERWAY D	2665									
MPO-METROPOLITAN PLANNI	2670		50,513			151,542			606166	606166
MISC DORMANT ACCOUNT RF	2699									
STATE-SHARED REVENUE			1,904,597	1770546	92	5,713,792	5481089	95	22855166	17374077
CITY/COUNTY-SHARED REVEN	270B									
FORREST CTY	2705									
FORREST CTY CAMP SHELBY	2705	01								
FORREST CTY GORDON CRK	2705	02								
FORREST GENERAL CTY HOS	2706									
FORREST-INFRAST.IMPR.	2707									
LAMAR-INFRAST.IMPR.	2708									
LAMAR/FORREST-HAZ.WASTE	2709									
PETAL/F-CO FLOOD INUNDA	2718									
FORREST CTY-TWIN FORKS	2719									
HPSD-COPS IN SCHOOLS	2720									
CONV.COMM/TOURISM BUREA	2725									
METRO WAGES/MILEAGE-FOR	2735									
METRO NARC.O/T-FORREST	2736									
MEMA/HAZARD MITIG/GENER	2739									
CITY/COUNTY-SHARED RE										
CHARGES FOR SERVICES	280A									
PUBLIC SAFETY	2850									
CRIME SCENE UNIT CONT	2855		5,000			15,000	5000	33	60000	55000

FIRE DPT.SERV FOR OTHE	2860								
800 MHZ RADIO ACCESS F	2865								
POLICE/FIRE-SPECIAL DU	2870	9,583	16918	176	28,750	39291	136	115000	75709
P&F LATERAL TRNG REIMB	2880		1800			1800			1800-
DRUG ENF.AGENCY O/T RE	2881								
HOMELAND SECURITY O/T	2882								
US MARSHALL O/T REIMB.	2883	1,416			4,250	1981	46	17000	15019
FED BUREAU INVEST O/T	2884	833			2,500	172	6	10000	9828
PUBLIC SAFETY		16,833	18718	111	50,500	48245	95	202000	153755
TROLLEY SERVICE	2890								
CONV.CENTER TROLLEY FE	2895								
TROLLEY RECEIPTS	2896								
TROLLEY SERVICE									
STREETS	2900								
STREET WORK	2901								
PARKING METERS	2910					243			243-
PARKING FINES	2915	41	35	85	125	130	104	500	370
CROSSING LIGHT FEES	2920								
LOT CLEAN-UP/HEAVY TRA	2930	41			125			500	500
CDBG LOT CLEAN-UP/DEMO	2931								
STREETS		83	35	42	250	373	149	1000	627
SANITATION	2950								
RECYCLING PICK UP	2951	5,000			15,000	9394	62	60000	50606
TRASH HAULING	2960	8,333			25,000	17453	69	100000	82547
RESIDENTL WASTE COLLEC	2965	169,583			508,750	326831	64	2035000	1708169
SANITA-REFUND & RECOVE	2970					2598-			2598
SANITATION		182,916			548,750	351080	63	2195000	1843920
CHARGES FOR SERVICES		199,833	18753	9	599,500	399698	66	2398000	1998302
FINES AND FORFEITS	330A								
POLICE FINES	3320	91,666	30002	32	275,000	131739	47	1100000	968261
CITY COURT COSTS	3321	10,833	4051	37	32,500	18568	57	130000	111432
CCC-JAIL REIMB.	3322	83	2	2	250	13	5	1000	987
ENVIR CT-CODE VIOLATION	3323	250	40	16	750	200	26	3000	2800
ANIMAL CONTROL	3327	333			1,000	672	67	4000	3328
COURT TECHNOLOGY FEE	3328								
FINES AND FORFEITS		103,166	34095	33	309,500	151191	48	1238000	1086809
MISCELLANEOUS	340A								
INTEREST EARNINGS	3400								
CERTIFICATES OF DEPOSI	3402								
OTHER INTEREST-CD'S	3403								
SAVINGS ACCOUNT/MMA	3405	416	5481	1317	1,250	17006	1360	5000	12006-
INTEREST-GRANT MONIES	3406								
OTHER INTEREST-MMA	3407								
REPURCHASE AGREEMENTS	3408								
TREASURY NOTES	3409								

INTEREST EARNINGS			416	5481	1317	1,250	17006	1360	5000	12006-
RENTS AND ROYALTIES	3410									
LAND	3411									
LAMAR OUTDOOR ADVERTI	3411	05								
ALWEST ADVERTISING	3411	10								
MS.POWER-HWY.42	3411	11								
TRITELL COMMUNICATION	3411	12								
LAND										
BUILDING	3412									
DEPOT FACILITY	3412	01	1,750	1525	87	5,250	4450	84	21000	16550
P&F ACADEMY RENTALS	3412	02								
SEXUAL ASSAULT CRISIS	3412	05								
MERCHANTS	3412	07	200	200	100	600	600	100	2400	1800
DEPOT - AMTRAK	3412	08								
USM CELLULAR ONE RENT	3412	41								
MISC CELL TOWER REVEN	3412	45								
HUBSOUTH/WATER TOWER	3412	62								
OTHER BLDG. RENT	3412	99								
BUILDING			1,950	1725	88	5,850	5050	86	23400	18350
PARKING GARAGE-CIVIC C	3415		2,083	1275	61	6,250	4895	78	25000	20105
PARKING GARAGE-PINE ST	3416		2,625	3330	126	7,875	10465	132	31500	21035
PARKING SPACES	3417									
MAIN STREET PARKING L	3417	01	416	320	76	1,250	1530	122	5000	3470
CHURCH PARKING LOT	3417	02	416	375	90	1,250	1125	90	5000	3875
RAILROAD PARKING LOT	3417	03	1,250	1200	96	3,750	3600	96	15000	11400
MOBILE ST. PKG.LOT #1	3417	04		50			100			100-
MOBILE ST. PKG.LOT #2	3417	05	83			250			1000	1000
BATSON STREET PKG. LO	3417	06								
HEMPHILL PKG. LOT	3417	07	208			625	150	24	2500	2350
EAST PINE PKG.LOT	3417	08								
PARKING-MISC	3417	09								
PARKING SPACES			2,375	1945	81	7,125	6505	91	28500	21995
EQUIPMENT	3419									
RENTS AND ROYALTIES			9,033	8275	91	27,100	26915	99	108400	81485
CEMETERY FEES	3420		2,916	3142	107	8,750	8447	96	35000	26553
CONTRIBUTIONS-PUBLIC	3450									
CONTRIB-GORDONS CRK ST	3450	01								
CONTRIB-REV 911 MINUTE	3450	02								
CONTRIB-TRAIN DAY (MP	3450	03								
CONTRIB-FRST CTY ARTS	3450	04	2,083			6,250			25000	25000
CONTRIBUTIONS-FORREST	3455									
CONTR-HISTORIC HBRG D	3455	01	2,083			6,250	25000	400	25000	
CONTR-FRST CTY MUN CT	3455	02								
CONTRIBUTIONS-FORRE			2,083			6,250	25000	400	25000	
CONTRIB-MDTWN STDY MAT	3458									
CONTRIBUTIONS-OTHER	3459		83			250			1000	1000

CONTRIBUTIONS-PUBLIC			4,250			12,750	25000	196	51000	26000
CONTRIBUTIONS-PRIVATE	3460									
CONTRIB-TREE GRANT ECO	3460	01								
CONTRIB-EUREKA SCHOOL	3461									
CONTRIB-NCBM-BROWNFIEL	3462									
CONTRIB-SENIOR FARE	3463									
CONTRIB-MAYOR'S YOUTH	3464									
CONTRIB-BC HEALTHY HOM	3465									
CONTRIB-NIGHT OUT AGAI	3466									
CONTRIB-NLC HEALTH OUT	3467									
CONTRIB-MDTWN STDY MAT	3468									
CONTRIB-OTHER	3469			2100			2100			2100-
CONTRIB-NLC HEALTH INI	3471									
CONTRIB-NLC FISCL	3472									
CONTRIBUTIONS-PRIVAT				2100			2100			2100-
POLICE DEPT-MISC CHARGE	3590		4,583	4175	91	13,750	16253	118	55000	38747
OTHER MISC. REVENUE	3599									
MS POWER ENRGY EFFIC P	3599	01	3,750			11,250			45000	45000
OTHER MISC. REVENUE			3,750			11,250			45000	45000
MISCELLANEOUS			24,950	23174	92	74,850	95722	127	299400	203678
TRANSFERS	380A									
TRANSFERS FROM OTHR FND	3800									
T/F H'BURG REDEV.AUTH.	3800	101								
T/F GOVERNMENT COMPLEX	3800	104								
T/F 2002 USA YEAST/LAG	3800	106								
T/F SPEC.SALES TAX	3800	107								
T/F WATER & SEWER	3800	11	41,666			125,000			500000	500000
T/F '99 TIF B&I CONSTR	3800	12	574			1,724			6895	6895
T/F POL.FORFEITURES	3800	19								
T/F POL.FORF O/T(HURR	3800	19HR								
T/F '02 TIF B&I HOME D	3800	21	5,630			16,893			67570	67570
T/F '03 TIF B&I CHAUVE	3800	22								
T/F TAX COLLECTORS-GPT	3800	27	1,426,166	237980	16	4,278,500	487022	11	17114000	16626978
T/F TAX COLL-C.C.FEE	3800	27CC								
T/F TAX COLL-EXCESS BI	3800	27EB								
T/F TAX COLL-CHKG INT	3800	27ICHK								
T/F TAX COLL-INT/PEN	3800	27IP	32,500	7878	24	97,500	39446	40	390000	350554
T/F W & S CONSTRUCTION	3800	75								
T/F COM.DEV.BLK.GRANT	3800	82								
T/F INDUSTRIAL PARK DE	3800	87								
T/F 2007 TIF CONST-TUR	3800	91								
T/F 2001 STREETS,SWRS,	3800	95								
TRANSFERS FROM OTHR			1,506,538	245858	16	4,519,616	526468	11	18078465	17551997
TRANSFERS			1,506,538	245858	16	4,519,616	526468	11	18078465	17551997
NON-REVENUE RECEIPTS	390A									
SALE OF BONDS	3910									

BOND PROCEEDS	3912								
ACCRUED INT-BONDS	3915								
SALE OF BONDS									
SALE OF REAL ESTATE	3920								
SALE OF TIMBER	3923								
SALE OF EASEMENTS	3925								
SALE OF CEMETERY LOTS	3930	5,416	2613	48	16,250	13708	84	65000	51293
SALE OF EQUIPMENT	3940	4,166			12,500			50000	50000
SALE OF SCRAP MATERIAL	3943	83			250	464	185	1000	536
SALE OF MISC. ITEMS	3945								
SALE OF MAPS/PUBLICATIO	3947								
SALE OF RECYCLABLE ITEM	3948								
MDB LOAN PYMT-HUB CITY	3950	10,117	10118	100	30,353	30353	100	121412	91059
COPIES/RECORDS REQUEST	3959								
KERR MAGEE PROJECT	3960								
MS TANK PROJECT	3961								
INSURANCE REIMB-STORM	3962	12,500			37,500			150000	150000
VENDING COMM./REFUNDS	3964								
REFUND & RECOVERY	3965	833	3729	447	2,500	7626	305	10000	2374
RECOVERY OF DAMAGE CLAI	3967								
REFUND/RECOVERY-INFO SY	3968								
RECOVERY-PERS SERV/EQUI	3969					2287			2287-
CAPITAL LEASE PROCEEDS	3970	108,750			326,250			1305000	1305000
TIF DEPOSIT/PROCEEDS	3971								
NOTE PROCEEDS	3975								
FIRE STATION (MDB)	3975 03								
CHURCH PROJ (MDB)	3975 07								
POLICE COMPLEX ARCHITE	3975 08								
NOTE PROCEEDS									
NON-REVENUE RECEIPTS		141,867	16459	11	425,603	54437	12	1702412	1647975
BEGINNING CASH BALANCE	399A								
APPROPRIABLE FUND BALAN	3999	445,190			1,335,573			5342290	5342290
BEGINNING CASH BALANC		445,190			1,335,573			5342290	5342290
REVENUES		5,073,168	2186191	43	15,219,506	9731512	63	60878023	51146511

CITY OF HATTIESBURG
REVENUE REPORT
ALL FUNDS
3 MONTHS ENDING 12/31/17

	OBJ/SUB	CURRENT ESTIMATED	CURRENT ACTUAL	CURRENT %REV	YEAR-TO-DATE ESTIMATED	YEAR-TO-DATE ACTUAL	YEAR-TO-DATE %REV	ANNUAL ESTIMATE	UNREALIZED BALANCE
REVENUES	200								
LICENSES, PERMITS & FEES	220A								
OTHER PERMITS & FEES	2230								
NSF CHECK FEE	2290								
OTHER PERMITS & FEES									
LICENSES, PERMITS & F									
INTER-GOVERNMNTL REVENUE	230A								
FEDERAL GRANTS	230B								
FEMA RELIEF	2337								
MISC FEDERAL GRANTS	2339								
NATL PARK SER/LAND WTR	2351								
FEDERAL GRANTS									
STATE GRANTS	250B								
MDOT-INTERCHANGE ENHANC	2508								
DISASTER RELIEF	2545								
STATE GRANTS									
CITY/COUNTY SHARED REVEN	270B								
MISCELLANEOUS GRANTS	2740								
PEOPLES PARK	2740 01								
THAMES SCHOOL	2740 02								
SUMMER DAY CAMP	2740 03								
OTHER	2740 99								
MISCELLANEOUS GRANTS									
CITY/COUNTY SHARED RE									
CHARGES FOR SERVICES	280A								
WORKSHOP TRNG FEES	2892								
CULTURE AND RECREATION	3100								
SWIM FEES-C.E. ROY/5TH	3110		33			100		400	400
SWIM FEES-DAHMER PARK	3112		25			75		300	300
SWIM FEES-REC. CTR. PO	3115								
ADULT GOLF FEES	3117								
TENNIS FEES	3118								
FENCING FEES	3119								
PLAYGROUND FEES	3120								
CHEER PROGRAM	3121								
SUMMER DAY CAMP	3122		333			1,000		4000	4000
KAMPER PARK CONCESSION	3130								
BALLPARK CONCESSIONS	3131								
CERAMIC CONCESSIONS	3134								
KPZ GIFT SHOP CONCESSI	3135								

ZOO ADMISSIONS	3137									
TATUM PK PAVILION USE	3138		13			40	40	100	160	120
EASTSIDE PK PAVILION U	3139		33			100			400	400
MCNAIR REC CTR USE FEE	3140									
KPZ PAVILION USE FEE	3145									
DAHMER PAVILION USE FE	3147		83	40	48	250	80	32	1000	920
KP ED CENTER USE FEE	3149									
BALLFIELD USE FEES	3150		250			750			3000	3000
PARKS-MISC USE FEES	3151		150			450	385	85	1800	1415
YOUTH TEAM FEES	3160									
FLAG FOOTBALL	3160	01								
LITTLE TIGERS BASKETB	3160	02		90-			765			765-
JUNIOR GOLF FEES	3160	03								
YOUTH TRACK & FIELD	3160	04								
T-BALL	3160	05								
GIRLS' SOFTBALL	3160	06								
BOYS' SOFTBALL	3160	07								
GIRLS FASTPITCH	3160	10								
BOYS FASTPITCH	3160	11								
TACKLE FOOTBALL	3160	15								
CHEER LEADING	3160	20					90			90-
YOUTH TEAM FEES				90-			855			855-
ADULT TEAM FEES	3162									
CHURCH LEAGUE BASKETB	3162	01								
ADULT BASKETBALL	3162	02	525			1,575			6300	6300
ADULT CO-ED SOFTBALL	3162	03	525			1,575	1000	63	6300	5300
ADULT MEN'S SOFTBALL	3162	04	833			2,500	1500	60	10000	8500
ADULT WOMEN'S SOFTBAL	3162	05								
ADULT FOOTBALL	3162	06								
ADULT SOFTBALL-CHURCH	3162	07								
ADULT SOCCER	3162	08								
ADULT FLAG FOOTBALL	3162	09								
ADULT TEAM FEES			1,883			5,650	2500	44	22600	20100
CERAMICS CLASS FEES	3170									
DRAMA,ART,DANCE LESSON	3178									
"MOKEY" TRAIN RIDES	3181									
CAROUSEL RIDES	3185									
OTHER	3190									
CULTURE AND RECREATI			2,805	50-	1	8,415	3860	45	33660	29800
CHARGES FOR SERVICES			2,805	50-	1	8,415	3860	45	33660	29800
MISCELLANEOUS	340A									
INTEREST EARNINGS	3400									
CERTIFICATES OF DEPOSI	3402									
SAVINGS ACCOUNT/MMA	3405		58	52	89	175	213	121	700	487
INTEREST EARNINGS			58	52	89	175	213	121	700	487
CONTRIBUTIONS-PUBLIC	3450									
CONTRIBUTIONS-FORREST	3455		2,083			6,250			25000	25000

CONTRIBUTIONS-PUBLIC			2,083			6,250			25000	25000
CONTRIBUTIONS-PRIVATE	3460									
CONTRIB-POLICEMAN'S BE	3461									
CONTRIB-MS TENNIS ASSO	3462									
CONTRIB-SENIOR FARE	3463									
CONTRIB-SENIOR PROM	3464									
CONTRIB-HWY 49/7th ST	3468									
CONTRIB-OTHER	3469									
CONTRIBUTIONS-PRIVAT										
MISCELLANEOUS			2,141	52	2	6,425	213	3	25700	25487
TRANSFERS	380A									
TRANSFERS FROM OTHR FND	3800									
T/F GENERAL FUND	3800	01	214,166	570000	266	642,500	570000	88	2570000	2000000
T/F TAX COLLECTORS-GPT	3800	27	73,333	12011	16	220,000	25976	11	880000	854024
TRANSFERS FROM OTHR			287,500	582011	202	862,500	595976	69	3450000	2854024
TRANSFERS			287,500	582011	202	862,500	595976	69	3450000	2854024
NON-REVENUE RECEIPTS	390A									
SALE OF EQUIPMENT	3940									
SALE OF MISC. ITEMS	3945									
COMM.-HOT DIGGITY CONCE	3963									
VENDING COMM./REFUNDS	3964									
REFUND & RECOVERY	3965			135-			135-			135
RECOVERY OF DAMAGE CLAI	3967									
NON-REVENUE RECEIPTS				135-			135-			135
BEGINNING CASH BALANCE	399A									
APPROPRIABLE FUND BALAN	3999		54,886			164,660			658638	658638
BEGINNING CASH BALANC			54,886			164,660			658638	658638
REVENUES			347,333	581878	167	1,042,000	599914	57	4167998	3568084

CITY OF HATTIESBURG
REVENUE REPORT
ALL FUNDS
3 MONTHS ENDING 12/31/17

	OBJ/SUB	CURRENT ESTIMATED	CURRENT ACTUAL	CURRENT %REV	YEAR-TO-DATE ESTIMATED	YEAR-TO-DATE ACTUAL	YEAR-TO-DATE %REV	ANNUAL ESTIMATE	UNREALIZED BALANCE
REVENUES	200								
TRANSFERS	380A								
TRANSFERS FROM OTHR FND	3800								
T/F TAX COLLECTORS-GPT	3800 27		11691			25300			25300-
TRANSFERS FROM OTHR			11691			25300			25300-
TRANSFERS			11691			25300			25300-
REVENUES			11691			25300			25300-

CITY OF HATTIESBURG
REVENUE REPORT
ALL FUNDS
3 MONTHS ENDING 12/31/17

	OBJ/SUB	CURRENT ESTIMATED	CURRENT ACTUAL	CURRENT %REV	YEAR-TO-DATE ESTIMATED	YEAR-TO-DATE ACTUAL	YEAR-TO-DATE %REV	ANNUAL ESTIMATE	UNREALIZED BALANCE
REVENUES	200								
INTER-GOVERNMNTL REVENUE	230A								
STATE-SHARED REVENUE	260B								
PRO-RATA FIRE INS. PREM	2620	20,833			62,500			250000	250000
FIRE INS REBATE/CODE EN	2625	583			1,750			7000	7000
STATE-SHARED REVENUE		21,416			64,250			257000	257000
CHARGES FOR SERVICES	280A								
PUBLIC SAFETY	2850								
FIRE PROT.SHARE-USM	2862	7,971			23,913			95652	95652
HAZ.MAT.TRAINING FEES	2885								
PUBLIC SAFETY		7,971			23,913			95652	95652
CHARGES FOR SERVICES		7,971			23,913			95652	95652
FINES AND FORFEITS	330A								
FIRE CODE VIOLATIONS	3325		137			137			137-
FINES AND FORFEITS			137			137			137-
MISCELLANEOUS	340A								
INTEREST EARNINGS	3400								
CERTIFICATES OF DEPOSI	3402								
SAVINGS ACCOUNT/MMA	3405	250	600	240	750	1669	222	3000	1331
INTEREST EARNINGS		250	600	240	750	1669	222	3000	1331
CONTRIBUTIONS-PRIVATE	3460								
CONTRIB-OTHER	3469								
CONTRIBUTIONS-PRIVAT									
MISCELLANEOUS		250	600	240	750	1669	222	3000	1331
TRANSFERS	380A								
TRANSFERS FROM OTHR FND	3800								
T/F GENERAL FUND	3800 01								
TRANSFERS FROM OTHR									
TRANSFERS									
NON-REVENUE RECEIPTS	390A								
SALE OF REAL ESTATE	3920								
SALE OF EQUIPMENT	3940								
INSURANCE REIMB-STORM	3962								
REFUND & RECOVERY	3965								
CAPITAL LEASE PROCEEDS	3970	37,500			112,500			450000	450000
NOTE PROCEEDS	3975								
FIRE STATION	3975 03								

NOTE PROCEEDS									
NON-REVENUE RECEIPTS		37,500			112,500			450000	450000
BEGINNING CASH BALANCE	399A								
APPROPRIABLE FUND BALAN	3999	63,919			191,758			767033	767033
BEGINNING CASH BALANC		63,919			191,758			767033	767033
REVENUES		131,057	737		393,171	1806		1572685	1570879

CITY OF HATTIESBURG
REVENUE REPORT
ALL FUNDS
3 MONTHS ENDING 12/31/17

	OBJ/SUB	CURRENT ESTIMATED	CURRENT ACTUAL	CURRENT %REV	YEAR-TO-DATE ESTIMATED	YEAR-TO-DATE ACTUAL	YEAR-TO-DATE %REV	ANNUAL ESTIMATE	UNREALIZED BALANCE
REVENUES	200								
INTER-GOVERNMNTL REVENUE	230A								
FEDERAL GRANTS	230B								
FAUS GRANT(LINC#1)	2331								
FAUS GRANT(LINC#2)	2332								
FAUS GRANT(CLASSIC DR)	2334								
FAUS GRANT(S.28TH)	2335								
FAUS GRANT(LINC#4)	2336								
FEDERAL GRANTS									
STATE-SHARED REVENUE	260B								
MUNICIPAL AID	2650	5,000			15,000	22934	152	60000	37066
STATE-SHARED REVENUE		5,000			15,000	22934	152	60000	37066
MISCELLANEOUS	340A								
INTEREST EARNINGS	3400								
CERTIFICATES OF DEPOSI	3402								
SAVINGS ACCOUNT/MMA	3405	41	72	175	125	168	134	500	332
INTEREST EARNINGS		41	72	175	125	168	134	500	332
CONTRIBUTIONS-PUBLIC	3450								
CONTRIB-USM-CLASSIC DR	3452								
CONTRIBUTIONS-FORREST	3455								
CONTRIBUTIONS-PUBLIC									
MISCELLANEOUS		41	72	175	125	168	134	500	332
TRANSFERS	380A								
TRANSFERS FROM OTHR FND	3800								
T/F GENERAL FUND	3800 01								
T/F '99 TAX INCR CONST	3800 103								
T/F '93 STREETS,DRAINS	3800 110								
T/F MUN.ROAD & BRIDGE	3800 72								
T/F '92 PARKS,REC,STS.	3800 97								
TRANSFERS FROM OTHR									
TRANSFERS									
NON-REVENUE RECEIPTS	390A								
REFUND & RECOVERY	3965								
TIF DEPOSIT/PROCEEDS	3971								
NON-REVENUE RECEIPTS									
BEGINNING CASH BALANCE	399A								
APPROPRIABLE FUND BALAN	3999	5,671			17,016			68062	68062

BEGINNING CASH BALANC		5,671			17,016			68062	68062
REVENUES		10,713	72		32,141	23101	71	128562	105461

CITY OF HATTIESBURG
REVENUE REPORT
ALL FUNDS
3 MONTHS ENDING 12/31/17

	OBJ/SUB	CURRENT ESTIMATED	CURRENT ACTUAL	CURRENT %REV	YEAR-TO-DATE ESTIMATED	YEAR-TO-DATE ACTUAL	YEAR-TO-DATE %REV	ANNUAL ESTIMATE	UNREALIZED BALANCE
REVENUES	200								
INTER-GOVERNMNTL REVENUE	230A								
FEDERAL GRANTS	230B								
CHARGES FOR SERVICES	280A								
SANITATION	2950								
LAGOON DUMPING	2955	2,083	2495	119	6,250	7280	116	25000	17720
SANITATION		2,083	2495	119	6,250	7280	116	25000	17720
CHARGES FOR SERVICES		2,083	2495	119	6,250	7280	116	25000	17720
MISCELLANEOUS	340A								
INTEREST EARNINGS	3400								
CERTIFICATES OF DEPOSI	3402								
SAVINGS ACCOUNT/MMA	3405	350	552	157	1,050	1143	108	4200	3057
OTHER INTEREST-MMA	3407								
INTEREST EARNINGS		350	552	157	1,050	1143	108	4200	3057
RENTS AND ROYALTIES	3410								
EQUIPMENT	3419								
RENTS AND ROYALTIES									
MISCELLANEOUS		350	552	157	1,050	1143	108	4200	3057
ENTERPRISE ACCOUNTS	360A								
TAPS	3610								
SEWERAGE TREATMENT	3720								
METER RELOCATION	3730								
MISCELLANEOUS	3790								
ENTERPRISE ACCOUNTS									
TRANSFERS	380A								
TRANSFERS FROM OTHR FND	3800								
T/F WATER & SEWER B&I	3800 10								
T/F WATER & SEWER	3800 11	870,833			2,612,500	1741667	66	10450000	8708333
T/F CUSTOMER METER	3800 24								
T/F W&S CONSTR	3800 75								
TRANSFERS FROM OTHR		870,833			2,612,500	1741667	66	10450000	8708333
TRANSFERS		870,833			2,612,500	1741667	66	10450000	8708333
NON-REVENUE RECEIPTS	390A								
SALE OF EQUIPMENT	3940								
SALE OF SCRAP MATERIAL	3943								
SALE OF MISC. ITEMS	3945								
INSURANCE REIMB-STORM	3962	4,750			14,250	57000	400	57000	
REFUND & RECOVERY	3965								

RECOVERY OF DAMAGE CLAI	3967								
CAPITAL LEASE PROCEEDS	3970								
NON-REVENUE RECEIPTS		4,750			14,250	57000	400	57000	
BEGINNING CASH BALANCE	399A								
APPROPRIABLE FUND BALAN	3999	109,940			329,821			1319283	1319283
BEGINNING CASH BALANC		109,940			329,821			1319283	1319283
REVENUES		987,956	3047		2,963,871	1807090	60	11855483	10048393

CITY OF HATTIESBURG
REVENUE REPORT
ALL FUNDS
3 MONTHS ENDING 12/31/17

	OBJ/SUB		CURRENT ESTIMATED	CURRENT ACTUAL	CURRENT %REV	YEAR-TO-DATE ESTIMATED	YEAR-TO-DATE ACTUAL	YEAR-TO-DATE %REV	ANNUAL ESTIMATE	UNREALIZED BALANCE
REVENUES	200									
MISCELLANEOUS	340A									
INTEREST EARNINGS	3400									
CERTIFICATES OF DEPOSI	3402									
SAVINGS ACCOUNT/MMA	3405		416	1198	287	1,250	2828	226	5000	2172
OTHER INTEREST-MMA	3407		250	1319	527	750	3648	486	3000	648-
TREASURY NOTES	3409									
INTEREST EARNINGS			666	2517	377	2,000	6476	323	8000	1524
MISCELLANEOUS			666	2517	377	2,000	6476	323	8000	1524
TRANSFERS	380A									
TRANSFERS FROM OTHR FND	3800									
T/F '13 W&S BOND CONST	3800	105								
T/F WATER & SEWER '06	3800	11A								
T/F WATER & SEWER '12	3800	11B	75,000			225,000	150000	66	900000	750000
T/F WATER & SEWER '13	3800	11C	131,250			393,750	262500	66	1575000	1312500
T/F WATER & SEWER '16	3800	11D	266,666			800,000	533333	66	3200000	2666667
T/F '10 W&S GO BONDS	3800	11GO	40,000			120,000	80000	66	480000	400000
T/F WTR/SWR(METER GO)	3800	11M	58,333			175,000	116667	66	700000	583333
T/F W&S '16 REF BOND	3800	11REF	126,666			380,000	253333	66	1520000	1266667
T/F W&S B&I USA YEAST	3800	15								
T/F W & S CONTINGENCY	3800	17								
T/F W&S CONSTR	3800	75								
T/F WATER METER PROJEC	3800	78								
T/F '12 W&S REV BOND C	3800	94								
T/F '10 W&S GO BONDS	3800	99								
TRANSFERS FROM OTHR			697,916			2,093,750	1395833	66	8375000	6979167
TRANSFERS			697,916			2,093,750	1395833	66	8375000	6979167
NON-REVENUE RECEIPTS	390A									
SALE OF BONDS	3910									
BOND PROCEEDS	3912									
BOND PREMIUM	3913									
ACCRUED INTEREST	3915									
REFUND & RECOVERY	3965									
SALE OF BONDS										
NON-REVENUE RECEIPTS										
BEGINNING CASH BALANCE	399A									
APPROPRIABLE FUND BALAN	3999		934,734			2,804,204			11216815	11216815
BEGINNING CASH BALANC			934,734			2,804,204			11216815	11216815

REVENUES	1,633,317	2517	4,899,954	1402309	28	19599815	18197506

CITY OF HATTIESBURG
REVENUE REPORT
ALL FUNDS
3 MONTHS ENDING 12/31/17

	OBJ/SUB		CURRENT ESTIMATED	CURRENT ACTUAL	CURRENT %REV	YEAR-TO-DATE ESTIMATED	YEAR-TO-DATE ACTUAL	YEAR-TO-DATE %REV	ANNUAL ESTIMATE	UNREALIZED BALANCE
REVENUES	200									
LICENSES, PERMITS & FEES	220A									
OTHER PERMITS & FEES	2230									
NSF CHECK FEE	2290		333	240	72	1,000	1720	172	4000	2280
OTHER PERMITS & FEES			333	240	72	1,000	1720	172	4000	2280
LICENSES, PERMITS & F			333	240	72	1,000	1720	172	4000	2280
MISCELLANEOUS	340A									
INTEREST EARNINGS	3400									
CERTIFICATES OF DEPOSI	3402									
SAVINGS ACCOUNT/MMA	3405		291	148	50	875	564	64	3500	2936
INTEREST EARNINGS			291	148	50	875	564	64	3500	2936
MISCELLANEOUS			291	148	50	875	564	64	3500	2936
ENTERPRISE ACCOUNTS	360A									
METERED WATER SALES	3600									
RESIDENTIAL WATER-NO T	3600	01	477,000	376412	78	1,431,000	1257107	87	5724000	4466893
NON-RESIDENTIAL WATER	3600	011	158,433	185169	116	475,300	457908	96	1901200	1443292
TAXABLE WATER SALES	3600	02	248,500	211425	85	745,500	690853	92	2982000	2291147
TAXABLE WATER-USA YEAS	3600	03	12,500			37,500	16711	44	150000	133289
METERED WATER SALES			896,433	773005	86	2,689,300	2422579	90	10757200	8334621
WATER TAPS	3610		12,500			37,500	30033	80	150000	119967
WATER TURN-ON FEE	3620		4,166	3380	81	12,500	11900	95	50000	38100
SEWER TAPS	3625		3,333			10,000	6000	60	40000	34000
SEWER CHARGES	3630									
NON-RESIDENTIAL SEWER	3630	01	291,666	243998	83	875,000	840699	96	3500000	2659301
RESIDENTIAL SEWER	3630	02	479,500	375883	78	1,438,500	1239644	86	5754000	4514356
LAMAR PARK SEWER	3630	03	17,500	14583	83	52,500	42498	80	210000	167502
MARSHALL DURBIN SEWER	3630	04	37,500	32843	87	112,500	150585	133	450000	299415
PETAL SEWER	3630	05	37,500	40325	107	112,500	110840	98	450000	339160
HERCULES	3630	06								
PBRSWMA-LEACHATE	3630	07	300	233	77	900	887	98	3600	2713
ZEON CHEMICALS	3630	08	2,083			6,250	2884	46	25000	22116
USA YEAST SEWER	3630	09	16,666			50,000	34256	68	200000	165744
DAIRY FRESH SEWER	3630	10	7,500	6918	92	22,500	23579	104	90000	66421
OTHER SPEC SWR CONTRAC	3630	11								
SEWER CHARGES			890,216	714783	80	2,670,650	2445872	91	10682600	8236728
SEWERAGE TREATMENT	3720									
ENTERPRISE ACCOUNTS			1,806,650	1491168	82	5,419,950	4916384	90	21679800	16763416
NON-REVENUE RECEIPTS	390A									
REFUND & RECOVERY	3965									

REBATE-PROJ PERFOR CONT	3969					7512-			7512
NON-REVENUE RECEIPTS						7512-			7512
BEGINNING CASH BALANCE	399A								
APPROPRIABLE FUND BALAN	3999								
BEGINNING CASH BALANC									
REVENUES		1,807,275	1491556	82	5,421,825	4911156	90	21687300	16776144

CITY OF HATTIESBURG
REVENUE REPORT
ALL FUNDS
3 MONTHS ENDING 12/31/17

	OBJ/SUB	CURRENT ESTIMATED	CURRENT ACTUAL	CURRENT %REV	YEAR-TO-DATE ESTIMATED	YEAR-TO-DATE ACTUAL	YEAR-TO-DATE %REV	ANNUAL ESTIMATE	UNREALIZED BALANCE
REVENUES	200								
INTER-GOVERNMNTL REVENUE	230A								
CITY/COUNTY-SHARED REVEN	270B								
FORREST CTY	2705								
CITY/COUNTY-SHARED RE									
MISCELLANEOUS	340A								
INTEREST EARNINGS	3400								
CERTIFICATES OF DEPOSI	3402								
SAVINGS ACCOUNT/MMA	3405		1			3			3-
OTHER INTEREST	3407								
TREASURY NOTES	3409								
INTEREST EARNINGS			1			3			3-
MISCELLANEOUS			1			3			3-
TRANSFERS	380A								
TRANSFERS FROM OTHR FND	3800								
T/F '99 TAX INCRE CONS	3800 103								
T/F TAX COLLECTORS-GPT	3800 27								
TRANSFERS FROM OTHR									
TRANSFERS									
NON-REVENUE RECEIPTS	390A								
REFUND & RECOVERY	3965								
NON-REVENUE RECEIPTS									
BEGINNING CASH BALANCE	399A								
APPROPRIABLE FUND BALAN	3999	574			1,724			6895	6895
BEGINNING CASH BALANC		574			1,724			6895	6895
REVENUES		574	1		1,724	3		6895	6892

CITY OF HATTIESBURG
REVENUE REPORT
ALL FUNDS
3 MONTHS ENDING 12/31/17

	OBJ/SUB		CURRENT ESTIMATED	CURRENT ACTUAL	CURRENT %REV	YEAR-TO-DATE ESTIMATED	YEAR-TO-DATE ACTUAL	YEAR-TO-DATE %REV	ANNUAL ESTIMATE	UNREALIZED BALANCE
REVENUES	200									
INTER-GOVERNMNTL REVENUE	230A									
CITY/COUNTY-SHARED REVEN	270B									
PROPERTY TAX DISTR-SUNB	2728									
KOHLER DEBT.SER-FORREST	2730									
CITY/COUNTY-SHARED RE										
MISCELLANEOUS	340A									
INTEREST EARNINGS	3400									
CERTIFICATES OF DEPOSI	3402									
SAVINGS ACCOUNT/MMA	3405		583	2471	423	1,750	7931	453	7000	931-
OTHER INTEREST-MMA	3407									
TREASURY NOTES	3409									
INTEREST EARNINGS			583	2471	423	1,750	7931	453	7000	931-
RENTS AND ROYALTIES	3410									
BUILDING	3412									
KOHLER	3412	17								
ABILITYWORKS INC(ALLI	3412	19								
OTHER BLDG. RENT	3412	99								
BUILDING										
RENTS AND ROYALTIES										
MISCELLANEOUS			583	2471	423	1,750	7931	453	7000	931-
TRANSFERS	380A									
TRANSFERS FROM OTHR FND	3800									
T/F GENERAL FUND	3800	01								
T/F SPEC.SALES TAX	3800	107	10,426			31,280			125120	125120
T/F TAX COLLECTORS-GPT	3800	27	211,666	34979	16	635,000	78954	12	2540000	2461046
T/F INDUSTRIAL PARK DE	3800	87								
T/F IND.PARK (KOHLER)	3800	87K								
T/F IND.PARK (SUNBEAM)	3800	87S								
T/F D/T LIGHTING	3800	90								
T/F MDB CAPITAL PROJEC	3800	96								
TRANSFERS FROM OTHR			222,093	34979	15	666,280	78954	11	2665120	2586166
TRANSFERS			222,093	34979	15	666,280	78954	11	2665120	2586166
NON-REVENUE RECEIPTS	390A									
SALE OF BONDS	3910									
SALE OF BONDS	3912									
BOND PREMIUM	3913									
ACCRUED INT-RFDG BONDS	3915									

SALE OF BONDS									
SALE OF REAL ESTATE-SAC	3920	17,841	54550	305	53,525	54550	101	214100	159550
REFUND & RECOVERY	3965								
NON-REVENUE RECEIPTS		17,841	54550	305	53,525	54550	101	214100	159550
BEGINNING CASH BALANCE	399A								
APPROPRIABLE FUND BALAN	3999	417,153			1,251,459			5005836	5005836
BEGINNING CASH BALANC		417,153			1,251,459			5005836	5005836
REVENUES		657,671	92000	13	1,973,014	141435	7	7892056	7750621

CITY OF HATTIESBURG
REVENUE REPORT
ALL FUNDS
3 MONTHS ENDING 12/31/17

	OBJ/SUB	CURRENT ESTIMATED	CURRENT ACTUAL	CURRENT %REV	YEAR-TO-DATE ESTIMATED	YEAR-TO-DATE ACTUAL	YEAR-TO-DATE %REV	ANNUAL ESTIMATE	UNREALIZED BALANCE
REVENUES	200								
TRANSFERS	380A								
TRANSFERS FROM OTHR FND	3800								
T/F TAX COLLECTORS-GPT	3800 27		159255			422341			422341-
T/F TAX COLL-GPT-'88 B	3800 27SB		20619			53879			53879-
TRANSFERS FROM OTHR			179874			476220			476220-
TRANSFERS			179874			476220			476220-
REVENUES			179874			476220			476220-

CITY OF HATTIESBURG
REVENUE REPORT
ALL FUNDS
3 MONTHS ENDING 12/31/17

	OBJ/SUB	CURRENT ESTIMATED	CURRENT ACTUAL	CURRENT %REV	YEAR-TO-DATE ESTIMATED	YEAR-TO-DATE ACTUAL	YEAR-TO-DATE %REV	ANNUAL ESTIMATE	UNREALIZED BALANCE
REVENUES	200								
MISCELLANEOUS	340A								
INTEREST EARNINGS	3400								
CERTIFICATES OF DEPOSI	3402								
SAVINGS ACCOUNT/MMA	3405								
OTHER INTEREST-MMA	3407								
TREASURY NOTES	3409								
INTEREST EARNINGS									
MISCELLANEOUS									
TRANSFERS	380A								
TRANSFERS FROM OTHR FND	3800								
T/F 2002 USA YEAST PRO	3800 106								
T/F WATER & SEWER	3800 11								
TRANSFERS FROM OTHR									
TRANSFERS									
NON-REVENUE RECEIPTS	390A								
SALE OF BONDS	3910								
BOND PREMIUM	3913								
ACCRUED INT-'02 W&S BO	3915								
SALE OF BONDS									
REFUND & RECOVERY	3965								
NON-REVENUE RECEIPTS									
BEGINNING CASH BALANCE	399A								
APPROPRIABLE FUND BALAN	3999		1			6		22	22
BEGINNING CASH BALANC			1			6		22	22
REVENUES			1			6		22	22

CITY OF HATTIESBURG
REVENUE REPORT
ALL FUNDS
3 MONTHS ENDING 12/31/17

	OBJ/SUB	CURRENT ESTIMATED	CURRENT ACTUAL	CURRENT %REV	YEAR-TO-DATE ESTIMATED	YEAR-TO-DATE ACTUAL	YEAR-TO-DATE %REV	ANNUAL ESTIMATE	UNREALIZED BALANCE
REVENUES	200								
MISCELLANEOUS	340A								
INTEREST EARNINGS	3400								
SAVINGS ACCOUNT/MMA	3405								
INTEREST EARNINGS									
P&FD&R EMPLOYEE CONTRIB	3470		423			1487			1487-
MISCELLANEOUS			423			1487			1487-
TRANSFERS	380A								
TRANSFERS FROM OTHR FND	3800								
T/F TAX COLLECTORS-GPT	3800 27		19903			42003			42003-
TRANSFERS FROM OTHR			19903			42003			42003-
TRANSFERS			19903			42003			42003-
NON-REVENUE RECEIPTS	390A								
REFUND & RECOVERY	3965								
NON-REVENUE RECEIPTS									
BEGINNING CASH BALANCE	399A								
APPROPRIABLE FUND BALAN	3999								
BEGINNING CASH BALANC									
REVENUES			20326			43490			43490-

CITY OF HATTIESBURG
REVENUE REPORT
ALL FUNDS
3 MONTHS ENDING 12/31/17

	OBJ/SUB	CURRENT ESTIMATED	CURRENT ACTUAL	CURRENT %REV	YEAR-TO-DATE ESTIMATED	YEAR-TO-DATE ACTUAL	YEAR-TO-DATE %REV	ANNUAL ESTIMATE	UNREALIZED BALANCE
REVENUES	200								
INTER-GOVERNMNTL REVENUE	230A								
FEDERAL GRANTS	230B								
JUST.-TREAS(ATF)	2306								
JUST.-HURRICANE RELIEF(	2308								
FEDERAL GRANTS									
STATE GRANTS	250B								
CRIME PREVENTION PROGRA	2516								
PR VOTECH TRAINING	2517								
ATT'Y GEN./TOBACCO REVE	2525								
STATE GRANTS									
CHARGES FOR SERVICES	280A								
PUBLIC SAFETY	2850								
K-9 TRAINING	2872								
BAD CHECK PROC. FEES	2875					1200			1200-
DISPATCHER TRNG. FEES	2890								
SWORN TRNG FEES	2891								
NON-SWORN TRNG FEES	2892								
METRO CRIME SCENE FEES	2895								
METRO CRIME SCENE-LAM	2895 01								
METRO CRIME SCENE-PET	2895 02								
METRO CRIME SCENE-FOR	2895 03								
METRO CRIME SCENE-PER	2895 04								
METRO CRIME SCENE F									
PUBLIC SAFETY						1200			1200-
CHARGES FOR SERVICES						1200			1200-
FINES AND FORFEITS	330A								
DARE CITY COURT COSTS	3321		790			2551			2551-
NARC.FORFEITURES-POLICE	3323		176			1689			1689-
FORF-FED(TREAS/IRS/ATF)	3324								
FORF-FED(JUSTICE/DEA)	3326					18286			18286-
FORF-FED(FBI)	3329					36950			36950-
FINES AND FORFEITS			966			59476			59476-
MISCELLANEOUS	340A								
INTEREST EARNINGS	3400								
SAVINGS ACCOUNT/MMA	3405		17			51			51-
INTEREST EARNINGS			17			51			51-
CONTRIBUTIONS-PUBLIC	3450								
CONTRIB-LAMAR CNTY	3451								

CONTRIB-USM	3452								
CONTRIB-PETAL	3453								
CONTRIB-METRO CRIME ST	3454								
CONTRIBUTIONS-FORREST	3455								
CONTRIBUTIONS-OTHER	3459								
CONTRIBUTIONS-PUBLIC									
CONTRIBUTIONS-PRIVATE	3460								
CONTRIB-D.A.R.E.	3461								
CONTRIB-OTHER	3469								
CONTRIBUTIONS-PRIVAT									
MISCELLANEOUS			17			51			51-
TRANSFERS	380A								
TRANSFERS FROM OTHR FND	3800								
T/F GENERAL FUND	3800	01							
TRANSFERS FROM OTHR									
TRANSFERS									
NON-REVENUE RECEIPTS	390A								
SALE OF EQUIPMENT	3940								
SALE OF CANINES	3946								
INSURANCE REIMB-STORM	3962								
REFUND & RECOVERY	3965								
NON-REVENUE RECEIPTS									
BEGINNING CASH BALANCE	399A								
APPROPRIABLE FUND BALAN	3999		29,568			88,707		354826	354826
BEGINNING CASH BALANC			29,568			88,707		354826	354826
REVENUES			29,568	983	3	88,707	60726	68 354826	294100

CITY OF HATTIESBURG
REVENUE REPORT
ALL FUNDS
3 MONTHS ENDING 12/31/17

	OBJ/SUB	CURRENT ESTIMATED	CURRENT ACTUAL	CURRENT %REV	YEAR-TO-DATE ESTIMATED	YEAR-TO-DATE ACTUAL	YEAR-TO-DATE %REV	ANNUAL ESTIMATE	UNREALIZED BALANCE
REVENUES	200								
INTER-GOVERNMNTL REVENUE	230A								
CITY/COUNTY-SHARED REVEN	270B								
FORREST CTY	2705	11,142			33,426			133704	133704
CITY/COUNTY-SHARED RE		11,142			33,426			133704	133704
MISCELLANEOUS	340A								
INTEREST EARNINGS	3400								
CERTIFICATES OF DEPOSI	3402								
SAVINGS ACCOUNT/MMA	3405		11			32			32-
OTHER INTEREST	3407								
TREASURY NOTES	3409								
INTEREST EARNINGS			11			32			32-
MISCELLANEOUS			11			32			32-
TRANSFERS	380A								
TRANSFERS FROM OTHR FND	3800								
T/F TAX COLLECTORS-GPT	3800 27	11,142			33,426			133704	133704
T/F '02 TIF CONSTR-SO.	3800 88								
T/F '14 TIF CONSTR-SO.	3800 91								
TRANSFERS FROM OTHR		11,142			33,426			133704	133704
TRANSFERS		11,142			33,426			133704	133704
NON-REVENUE RECEIPTS	390A								
REFUND & RECOVERY	3965								
NON-REVENUE RECEIPTS									
BEGINNING CASH BALANCE	399A								
APPROPRIABLE FUND BALAN	3999	21,625			64,876			259504	259504
BEGINNING CASH BALANC		21,625			64,876			259504	259504
REVENUES		43,909	11		131,728	32		526912	526880

CITY OF HATTIESBURG
REVENUE REPORT
ALL FUNDS
3 MONTHS ENDING 12/31/17

	OBJ/SUB	CURRENT ESTIMATED	CURRENT ACTUAL	CURRENT %REV	YEAR-TO-DATE ESTIMATED	YEAR-TO-DATE ACTUAL	YEAR-TO-DATE %REV	ANNUAL ESTIMATE	UNREALIZED BALANCE
REVENUES	200								
INTER-GOVERNMNTL REVENUE	230A								
CITY/COUNTY-SHARED REVEN	270B								
LAMAR CTY	2708								
CITY/COUNTY-SHARED RE									
MISCELLANEOUS	340A								
INTEREST EARNINGS	3400								
CERTIFICATES OF DEPOSI	3402								
SAVINGS ACCOUNT/MMA	3405		42			126			126-
OTHER INTEREST	3407								
TREASURY NOTES	3409								
INTEREST EARNINGS			42			126			126-
MISCELLANEOUS			42			126			126-
TRANSFERS	380A								
TRANSFERS FROM OTHR FND	3800								
T/F TAX COLLECTORS-GPT	3800 27								
T/F '04 TIF CONSTR-HOM	3800 89								
TRANSFERS FROM OTHR									
TRANSFERS									
NON-REVENUE RECEIPTS	390A								
REFUND & RECOVERY	3965								
NON-REVENUE RECEIPTS									
BEGINNING CASH BALANCE	399A								
APPROPRIABLE FUND BALAN	3999	5,630			16,893			67570	67570
BEGINNING CASH BALANC		5,630			16,893			67570	67570
REVENUES		5,630	42		16,893	126		67570	67444

CITY OF HATTIESBURG
REVENUE REPORT
ALL FUNDS
3 MONTHS ENDING 12/31/17

	OBJ/SUB	CURRENT ESTIMATED	CURRENT ACTUAL	CURRENT %REV	YEAR-TO-DATE ESTIMATED	YEAR-TO-DATE ACTUAL	YEAR-TO-DATE %REV	ANNUAL ESTIMATE	UNREALIZED BALANCE
REVENUES	200								
MISCELLANEOUS	340A								
INTEREST EARNINGS	3400								
CERTIFICATES OF DEPOSI	3402								
SAVINGS ACCOUNT/MMA	3405		120			323			323-
OTHER INTEREST	3407								
TREASURY NOTES	3409								
INTEREST EARNINGS			120			323			323-
MISCELLANEOUS			120			323			323-
TRANSFERS	380A								
TRANSFERS FROM OTHR FND	3800								
T/F GENERAL FUND	3800 01								
T/F TAX COLLECTORS-GPT	3800 27	23,510			70,532			282127	282127
T/F 2003 TIF CONST-CHA	3800 90								
TRANSFERS FROM OTHR		23,510			70,532			282127	282127
TRANSFERS		23,510			70,532			282127	282127
NON-REVENUE RECEIPTS	390A								
REFUND & RECOVERY	3965								
NON-REVENUE RECEIPTS									
BEGINNING CASH BALANCE	399A								
APPROPRIABLE FUND BALAN	3999	16,214			48,642			194568	194568
BEGINNING CASH BALANC		16,214			48,642			194568	194568
REVENUES		39,724	120		119,174	323		476695	476372

CITY OF HATTIESBURG
REVENUE REPORT
ALL FUNDS
3 MONTHS ENDING 12/31/17

	OBJ/SUB		CURRENT ESTIMATED	CURRENT ACTUAL	CURRENT %REV	YEAR-TO-DATE ESTIMATED	YEAR-TO-DATE ACTUAL	YEAR-TO-DATE %REV	ANNUAL ESTIMATE	UNREALIZED BALANCE
REVENUES	200									
INTER-GOVERNMNTL REVENUE	230A									
CITY/COUNTY-SHARED REVEN	270B									
LAMAR CTY	2708		9,405			28,215			112860	112860
CITY/COUNTY-SHARED RE			9,405			28,215			112860	112860
MISCELLANEOUS	340A									
INTEREST EARNINGS	3400									
CERTIFICATES OF DEPOSI	3402									
SAVINGS ACCOUNT/MMA	3405		4	45	1125	13	188	1446	50	138-
OTHER INTEREST	3407									
TREASURY NOTES	3409									
INTEREST EARNINGS			4	45	1125	13	188	1446	50	138-
MISCELLANEOUS			4	45	1125	13	188	1446	50	138-
TRANSFERS	380A									
TRANSFERS FROM OTHR FND	3800									
T/F TAX COLLECTORS-GPT	3800	27	28,592			85,777			343109	343109
T/F 2007 TIF CONST-TUR	3800	91								
TRANSFERS FROM OTHR			28,592			85,777			343109	343109
TRANSFERS			28,592			85,777			343109	343109
NON-REVENUE RECEIPTS	390A									
REFUND & RECOVERY	3965									
NON-REVENUE RECEIPTS										
BEGINNING CASH BALANCE	399A									
APPROPRIABLE FUND BALAN	3999		6,006			18,020			72081	72081
BEGINNING CASH BALANC			6,006			18,020			72081	72081
REVENUES			44,008	45		132,025	188		528100	527912

CITY OF HATTIESBURG
REVENUE REPORT
ALL FUNDS
3 MONTHS ENDING 12/31/17

	OBJ/SUB	CURRENT ESTIMATED	CURRENT ACTUAL	CURRENT %REV	YEAR-TO-DATE ESTIMATED	YEAR-TO-DATE ACTUAL	YEAR-TO-DATE %REV	ANNUAL ESTIMATE	UNREALIZED BALANCE
REVENUES	200								
INTER-GOVERNMNTL REVENUE	230A								
CITY/COUNTY-SHARED REVEN	270B								
LAMAR CTY	2708								
CITY/COUNTY-SHARED RE									
MISCELLANEOUS	340A								
INTEREST EARNINGS	3400								
CERTIFICATES OF DEPOSI	3402								
SAVINGS ACCOUNT/MMA	3405		76			165			165-
OTHER INTEREST	3407								
TREASURY NOTES	3409								
INTEREST EARNINGS			76			165			165-
MISCELLANEOUS			76			165			165-
TRANSFERS	380A								
TRANSFERS FROM OTHR FND	3800								
T/F TAX COLLECTORS-GPT	3800 27								
T/F 2008 TIF CONST-L/C	3800 90								
TRANSFERS FROM OTHR									
TRANSFERS									
NON-REVENUE RECEIPTS	390A								
REFUND & RECOVERY	3965								
NON-REVENUE RECEIPTS									
BEGINNING CASH BALANCE	399A								
APPROPRIABLE FUND BALAN	3999	10,213			30,641			122564	122564
BEGINNING CASH BALANC		10,213			30,641			122564	122564
REVENUES		10,213	76		30,641	165		122564	122399

CITY OF HATTIESBURG
REVENUE REPORT
ALL FUNDS
3 MONTHS ENDING 12/31/17

	OBJ/SUB	CURRENT ESTIMATED	CURRENT ACTUAL	CURRENT %REV	YEAR-TO-DATE ESTIMATED	YEAR-TO-DATE ACTUAL	YEAR-TO-DATE %REV	ANNUAL ESTIMATE	UNREALIZED BALANCE
REVENUES	200								
INTER-GOVERNMNTL REVENUE	230A								
CITY/COUNTY-SHARED REVEN	270B								
LAMAR CTY	2708	2,654			7,963			31850	31850
CITY/COUNTY-SHARED RE		2,654			7,963			31850	31850
MISCELLANEOUS	340A								
INTEREST EARNINGS	3400								
CERTIFICATES OF DEPOSI	3402								
SAVINGS ACCOUNT/MMA	3405		7			39			39-
OTHER INTEREST	3407								
TREASURY NOTES	3409								
INTEREST EARNINGS			7			39			39-
MISCELLANEOUS			7			39			39-
TRANSFERS	380A								
TRANSFERS FROM OTHR FND	3800								
T/F TAX COLLECTORS-GPT	3800 27	5,377			16,133			64530	64530
T/F 2011 TIF CONST-KOH	3800 91								
TRANSFERS FROM OTHR		5,377			16,133			64530	64530
TRANSFERS		5,377			16,133			64530	64530
NON-REVENUE RECEIPTS	390A								
REFUND & RECOVERY	3965								
APPROPRIABLE FUND BALAN	3999	1,308			3,925			15698	15698
NON-REVENUE RECEIPTS		1,308			3,925			15698	15698
REVENUES		9,339	7		28,020	39		112078	112039

CITY OF HATTIESBURG
REVENUE REPORT
ALL FUNDS
3 MONTHS ENDING 12/31/17

	OBJ/SUB	CURRENT ESTIMATED	CURRENT ACTUAL	CURRENT %REV	YEAR-TO-DATE ESTIMATED	YEAR-TO-DATE ACTUAL	YEAR-TO-DATE %REV	ANNUAL ESTIMATE	UNREALIZED BALANCE
REVENUES	200								
INTER-GOVERNMNTL REVENUE	230A								
CITY/COUNTY-SHARED REVEN	270B								
FORREST CTY	2705	15,271			45,815			183260	183260
LAMAR CTY	2708								
CITY/COUNTY-SHARED RE		15,271			45,815			183260	183260
MISCELLANEOUS	340A								
INTEREST EARNINGS	3400								
CERTIFICATES OF DEPOSI	3402								
SAVINGS ACCOUNT/MMA	3405		121			366			366-
OTHER INTEREST	3407								
TREASURY NOTES	3409								
INTEREST EARNINGS			121			366			366-
MISCELLANEOUS			121			366			366-
TRANSFERS	380A								
TRANSFERS FROM OTHR FND	3800								
T/F TAX COLLECTORS-GPT	3800 27	12,714			38,144			152575	152575
T/F 2016 TIF CONST-WHI	3800 91								
TRANSFERS FROM OTHR		12,714			38,144			152575	152575
TRANSFERS		12,714			38,144			152575	152575
NON-REVENUE RECEIPTS	390A								
REFUND & RECOVERY	3965								
NON-REVENUE RECEIPTS									
BEGINNING CASH BALANCE	399A								
APPROPRIABLE FUND BALAN	3999	16,322			48,966			195864	195864
BEGINNING CASH BALANC		16,322			48,966			195864	195864
REVENUES		44,308	121		132,925	366		531699	531333

CITY OF HATTIESBURG
REVENUE REPORT
ALL FUNDS
3 MONTHS ENDING 12/31/17

	OBJ/SUB		CURRENT ESTIMATED	CURRENT ACTUAL	CURRENT %REV	YEAR-TO-DATE ESTIMATED	YEAR-TO-DATE ACTUAL	YEAR-TO-DATE %REV	ANNUAL ESTIMATE	UNREALIZED BALANCE
REVENUES	200									
GENERAL PROPERTY TAXES	200A									
CURRENT YEAR TAXES	2000									
REALTY	2001									
REALTY-CITY	2001	CITY		124694			124694			124694-
REALTY-O/S SCHOOL DIS	2001	OSD								
REALTY-SCHOOL	2001	SCHL		43060			43060			43060-
REALTY-W/I SCHOOL DIS	2001	WSD								
REALTY				167753			167753			167753-
HOMESTEAD LOSS	2005			600-			600-			600
EXEMPT-TAX LOSS REIMB.	2006									
PERSONALTY-AUTO/RAILRO	2010									
PRSNLTY AUTO-CITY	2010	CITY		130457			236114			236114-
PRSNLTY AUTO-O/S SCHO	2010	OSD								
PRSNLTY RR-O/S SCHOOL	2010	OSDRR								
PRSNLTY AUTO-SCHOOL	2010	SCHL		110030			193737			193737-
PRSNLTY AUTO-W/I SCHO	2010	WSD								
PERSONALTY-AUTO/RAI				240487			429851			429851-
PERSONALTY	2020									
PERSONALTY-CITY	2020	CITY		52684			52684			52684-
PERSONALTY-O/S SCHOOL	2020	OSD								
PERSONALTY-SCHOOL	2020	SCHL		17787			17787			17787-
PERSONALTY-W/I SCHOOL	2020	WSD								
PERSONALTY				70471			70471			70471-
RENTAL VEHICLES	2026									
RENTAL VEHICLES-GENER	2026	GEN								
RENTAL VEHICLES										
CURRENT YEAR TAXES				478112			667476			667476-
PRIOR YEAR TAXES	2030									
NON-EXEMPT REALTY P/Y	2031			269			45939			45939-
EXEMPT REALTY P/Y	2035			340			38094			38094-
PERSONALTY-AUTO P/Y	2040			20535			384961			384961-
PERSONALTY-RAIL CAR P/	2045									
PERSONALTY P/Y	2050			160			15643			15643-
PRIOR YEAR TAXES				21305			484637			484637-
GENERAL PROPERTY TAXE				499417			1152112			1152112-
TAXES-OTHER	206A									
INT/PENALTY ON DEL. TAX	2100			8058			39626			39626-
EXCESS BID-PROP. TAXES	2110									

TAXES-OTHER			8058			39626			39626-
LICENSES, PERMITS & FEES	220A								
OTHER PERMITS & FEES	2230								
CITY CLERK FEES	2232								
OTHER PERMITS & FEES									
LICENSES, PERMITS & F									
MISCELLANEOUS	340A								
INTEREST EARNINGS	3400								
CERTIFICATES OF DEPOSI	3402								
SAVINGS ACCOUNT/MMA	3405		33			227			227-
TREASURY NOTES	3409								
INTEREST EARNINGS			33			227			227-
MISCELLANEOUS			33			227			227-
NON-REVENUE RECEIPTS	390A								
REFUND & RECOVERY	3965								
NON-REVENUE RECEIPTS									
REVENUES			507507			1191965			1191965-

CITY OF HATTIESBURG
REVENUE REPORT
ALL FUNDS
3 MONTHS ENDING 12/31/17

	OBJ/SUB	CURRENT ESTIMATED	CURRENT ACTUAL	CURRENT %REV	YEAR-TO-DATE ESTIMATED	YEAR-TO-DATE ACTUAL	YEAR-TO-DATE %REV	ANNUAL ESTIMATE	UNREALIZED BALANCE
REVENUES	200								
INTER-GOVERNMNTL REVENUE	230A								
CITY/COUNTY-SHARED REVEN	270B								
FORREST COUNTY	2705	3,168			9,506			38023	38023
LAMAR CTY	2708								
CITY/COUNTY-SHARED RE		3,168			9,506			38023	38023
MISCELLANEOUS	340A								
INTEREST EARNINGS	3400								
CERTIFICATES OF DEPOSI	3402								
SAVINGS ACCOUNT/MMA	3405		56			145			145-
OTHER INTEREST	3407								
TREASURY NOTES	3409								
INTEREST EARNINGS			56			145			145-
MISCELLANEOUS			56			145			145-
TRANSFERS	380A								
TRANSFERS FROM OTHR FND	3800								
T/F TAX COLLECTORS-GPT	3800 27	3,168			9,506			38023	38023
T/F 2016 TIF CONST-HBR	3800 91								
TRANSFERS FROM OTHR		3,168			9,506			38023	38023
TRANSFERS		3,168			9,506			38023	38023
NON-REVENUE RECEIPTS	390A								
REFUND & RECOVERY	3965		1			1			1-
NON-REVENUE RECEIPTS			1			1			1-
BEGINNING CASH BALANCE	399A								
APPROPRIABLE FUND BALAN	3999	7,495			22,487			89948	89948
BEGINNING CASH BALANC		7,495			22,487			89948	89948
REVENUES		13,832	57		41,499	146		165994	165848

CITY OF HATTIESBURG
REVENUE REPORT
ALL FUNDS
3 MONTHS ENDING 12/31/17

	OBJ/SUB	CURRENT ESTIMATED	CURRENT ACTUAL	CURRENT %REV	YEAR-TO-DATE ESTIMATED	YEAR-TO-DATE ACTUAL	YEAR-TO-DATE %REV	ANNUAL ESTIMATE	UNREALIZED BALANCE
REVENUES	200								
OTHER PERMITS & FEES	2230								
FLOWAGE FEE	2295								
OTHER PERMITS & FEES									
INTER-GOVERNMNTL REVENUE	230A								
FEDERAL GRANTS	230B								
FEDERAL AVIATION ADM.	2330	152,896			458,690	683951	149	1834761	1150810
FEDERAL GRANTS		152,896			458,690	683951	149	1834761	1150810
STATE GRANTS	250B								
MDOT-MULTIMODAL GRANT	2509								
AIRPORT GRANT	2540	8,305			24,918			99671	99671
STATE GRANTS		8,305			24,918			99671	99671
STATE-SHARED REVENUE	260B								
AIRPLANE REGISTRATION T	2655								
STATE-SHARED REVENUE									
CITY/COUNTY-SHARED REVEN	270B								
AIRPORT ASSIST-FORREST	2725								
CITY/COUNTY-SHARED RE									
MISCELLANEOUS	340A								
INTEREST EARNINGS	3400								
CERTIFICATES OF DEPOSI	3402								
SAVINGS ACCOUNT/MMA	3405		28			28			28-
INTEREST EARNINGS			28			28			28-
RENTS AND ROYALTIES	3410								
BUILDING	3412								
YORK INT/JOHNSON CONT	3412 12								
LORESCO INC	3412 13		100			300			300-
COCA COLA (1906 COMPA	3412 14								
H'BURG HANGER ASSN.	3412 18								
SOUTHEAST AVIATION SE	3412 21		1638			7442			7442-
SE AVIATION BLDG LAND	3412 22								
OTHER BLDG. RENT	3412 99								
BUILDING			1738			7742			7742-
MINERAL LEASE-AIRPORT	3418								
RENTS AND ROYALTIES			1738			7742			7742-
MISCELLANEOUS			1766			7770			7770-
TRANSFERS	380A								

TRANSFERS FROM OTHR FND	3800								
T/F GENERAL FUND	3800 01								
TRANSFERS FROM OTHR									
TRANSFERS									
NON-REVENUE RECEIPTS	390A								
SALE OF REAL ESTATE	3920								
SALE OF TIMBER	3923								
NON-REVENUE RECEIPTS									
BEGINNING CASH BALANCE	399A								
APPROPRIABLE FUND BALAN	3999	47,933			143,801			575204-	575204-
BEGINNING CASH BALANC		47,933			143,801			575204-	575204-
REVENUES		113,269	1766	1	339,807	691720	203	1359228	667508

CITY OF HATTIESBURG
REVENUE REPORT
ALL FUNDS
3 MONTHS ENDING 12/31/17

	OBJ/SUB	CURRENT ESTIMATED	CURRENT ACTUAL	CURRENT %REV	YEAR-TO-DATE ESTIMATED	YEAR-TO-DATE ACTUAL	YEAR-TO-DATE %REV	ANNUAL ESTIMATE	UNREALIZED BALANCE
REVENUES	200								
INTER-GOVERNMNTL REVENUE	230A								
CITY/COUNTY-SHARED REVEN	230B								
LAMAR COUNTY	2708	2,489			7,469			29877	29877
CITY/COUNTY-SHARED RE		2,489			7,469			29877	29877
MISCELLANEOUS	340A								
INTEREST EARNINGS	3400								
SAVINGS ACCOUNT/MMA	3405		30			170			170-
INTEREST EARNINGS			30			170			170-
MISCELLANEOUS			30			170			170-
TRANSFERS	380A								
TRANSFERS FROM OTHR FND	3800								
T/F TAX COLLECTORS-GPT	3800 27	7,469			22,408			89631	89631
T/F TIF CONSTRUCTION	3800 91								
TRANSFERS FROM OTHR		7,469			22,408			89631	89631
TRANSFERS		7,469			22,408			89631	89631
NON-REVENUE RECEIPTS	390A								
SALE OF BONDS	3910								
BOND PROCEEDS	3912								
BOND PREMIUM	3913								
ACCRUED INTEREST	3915								
SALE OF BONDS									
NON-REVENUE RECEIPTS									
BEGINNING CASH BALANCE	399A								
APPROPRIABLE FUND BALAN	3999	8,431			25,296			101182	101182
BEGINNING CASH BALANC		8,431			25,296			101182	101182
REVENUES		18,390	30		55,173	170		220690	220520

CITY OF HATTIESBURG
REVENUE REPORT
ALL FUNDS
3 MONTHS ENDING 12/31/17

	OBJ/SUB	CURRENT ESTIMATED	CURRENT ACTUAL	CURRENT %REV	YEAR-TO-DATE ESTIMATED	YEAR-TO-DATE ACTUAL	YEAR-TO-DATE %REV	ANNUAL ESTIMATE	UNREALIZED BALANCE
REVENUES	200								
INTER-GOVERNMNTL REVENUE	230A								
CITY/COUNTY SHARED REVEN	230B								
CITY/COUNTY-SHARED REVEN	270B								
FORREST CTY	2705	958			2,875			11500	11500
CITY/COUNTY-SHARED RE		958			2,875			11500	11500
MISCELLANEOUS	340A								
INTEREST EARNINGS	3400								
SAVINGS ACCOUNT/MMA	3405		7			34			34-
INTEREST EARNINGS			7			34			34-
MISCELLANEOUS			7			34			34-
TRANSFERS	380A								
TRANSFERS FROM OTHR FND	3800								
T/F TAX COLLECTORS-GPT	3800 27	958			2,875	10000	347	11500	1500
T/F TIF CONSTRUCTION	3800 91								
TRANSFERS FROM OTHR		958			2,875	10000	347	11500	1500
TRANSFERS		958			2,875	10000	347	11500	1500
NON-REVENUE RECEIPTS	390A								
SALE OF BONDS	3910								
BOND PROCEEDS	3912								
BOND PREMIUM	3913								
ACCRUED INTEREST	3915								
SALE OF BONDS									
REFUND & RECOVERY	3965		1			1			1-
NON-REVENUE RECEIPTS			1			1			1-
BEGINNING CASH BALANCE	399A								
APPROPRIABLE FUND BALAN	3999	827			2,483			9933	9933
BEGINNING CASH BALANC		827			2,483			9933	9933
REVENUES		2,744	8		8,233	10035	121	32933	22898

CITY OF HATTIESBURG
REVENUE REPORT
ALL FUNDS
3 MONTHS ENDING 12/31/17

	OBJ/SUB	CURRENT ESTIMATED	CURRENT ACTUAL	CURRENT %REV	YEAR-TO-DATE ESTIMATED	YEAR-TO-DATE ACTUAL	YEAR-TO-DATE %REV	ANNUAL ESTIMATE	UNREALIZED BALANCE
REVENUES	200								
INTER-GOVERNMNTL REVENUE	230A								
FEDERAL GRANTS	230B								
FHWA-STORM RELATED	2323								
EDA GRANT-LAMAR BLVD	2333	37,500			112,500			450000	450000
FEMA RELIEF	2337								
FEDERAL GRANTS		37,500			112,500			450000	450000
STATE GRANTS	250B								
STATE BOND FDS	2501								
STATE BOND FDS/GORDON	2501 01								
STATE BOND FDS/GORDON	2501 02								
STATE BOND FDS/LLT EDW	2501 03								
STATE BOND FDS									
GORDON CRK PATH/PAT HAR	2502								
GORDON CRK SDWLKS/HBURG	2503								
MDIP-HBRG CLINIC ACCESS	2530		138786			138786			138786-
WEATHERSBY ROAD	2533								
MDOT-MPO GRANT	2555								
MDOT-BONHOMIE/TATUM SI	2555 01								
MDOT-TRAFFIC SIGNALS	2555 02								
MDOT-NEW TARGET	2555 03								
MDOT-#1 HARDY ST WIDEN	2555 04								
MDOT-LLT-US 49 TO MAIN	2555 05	8,963			26,892			107567	107567
MDOT-#2 HARDY ST WIDEN	2555 06								
MDOT-TRAF SIGNAL-SO.PO	2555 07								
MDOT-ARRA-PINE B'WAY T	2555 08								
MDOT-SIDEWALKS-SCHOOLS	2555 09								
MDOT-WESTERN BELTWAY	2555 10	17,893			53,680			214719	214719
MDOT-RAILROAD CROSSING	2555 11								
MDOT-FUTURE PROJECT	2555 12								
MDOT-B'WAY,MOBILE TE	2555 13								
MDOT-34TH AVE TE	2555 14								
MDOT-4TH ST PHASE I	2555 15								
MDOT-4TH ST PHASE II	2555 16	97,004			291,014			1164054	1164054
MDOT-MARTIN LUTHER KIN	2555 17								
MDOT-SIDEWALKS-HAWKINS	2555 18	13,144			39,432			157728	157728
MDOT-SIDEWALKS-TUSCAN	2555 19	23,772			71,317			285269	285269
MDOT-LLT DEPOT TO CHAI	2555 20	35,316			105,950			423800	423800
MDOT-J ED TURNER BIKE	2555 21	21,000			63,000			252000	252000
MDOT-MPO GRANT		217,094			651,284			2605137	2605137
STATE GRANTS		217,094	138786	63	651,284	138786	21	2605137	2466351
CITY/COUNTY-SHARED REVEN	270B								

FORREST - INFRAST. IMPR	2707									
PRO-RATA CTY RD TAX-FOR	2710		66,666	4654	6	200,000	14704	7	800000	785296
PRO-RATA CTY RD TAX-LAM	2715		83,333	24999	29	250,000	38032	15	1000000	961968
MISCELLANEOUS GRANTS	2740									
CITY/COUNTY-SHARED RE			150,000	29652	19	450,000	52736	11	1800000	1747264
MISCELLANEOUS	340A									
INTEREST EARNINGS	3400									
CERTIFICATES OF DEPOSI	3402									
SAVINGS ACCOUNT/MMA	3405		416	38	9	1,250	135	10	5000	4865
INTEREST EARNINGS			416	38	9	1,250	135	10	5000	4865
CONTRIBUTIONS-PUBLIC	3450									
CONTRIB-LLT TO MUSEUM	3450	05	16,666			50,000			200000	200000
CONTRIBUTIONS-FORREST	3455									
CONTRIB-RAILS TO TRAIL	3457		3,333			10,000			40000	40000
CONTRIBUTIONS-PUBLIC			20,000			60,000			240000	240000
CONTRIBUTIONS-PRIVATE	3460									
CONTRIB-RAILROAD PROJE	3460	01								
CONTRIB-FGH	3460	02	33,333			100,000			400000	400000
CONTRIB-H'BURG CLINIC	3460	03	34,416			103,250			413000	413000
CONTRIB-CHAUVET SQ.PRO	3469									
CONTRIBUTIONS-PRIVAT			67,750			203,250			813000	813000
MISCELLANEOUS			88,166	38		264,500	135		1058000	1057865
TRANSFERS	380A									
TRANSFERS FROM OTHR FND	3800									
T/F W & S CONSTRUCTION	3800	75								
T/F INDUSTRIAL PARK DE	3800	87								
TRANSFERS FROM OTHR										
TRANSFERS										
NON-REVENUE RECEIPTS	390A									
SALE OF TIMBER	3923									
REFUND & RECOVERY	3965									
REFUND-COST SHARING	3969									
CAPITAL LEASE PROCEEDS	3970									
NON-REVENUE RECEIPTS										
BEGINNING CASH BALANCE	399A									
APPROPRIABLE FUND BALAN	3999		103,577			310,733			1242932	1242932
BEGINNING CASH BALANC			103,577			310,733			1242932	1242932
REVENUES			596,339	168477	28	1,789,017	191657	10	7156069	6964412

CITY OF HATTIESBURG
REVENUE REPORT
ALL FUNDS
3 MONTHS ENDING 12/31/17

	OBJ/SUB		CURRENT ESTIMATED	CURRENT ACTUAL	CURRENT %REV	YEAR-TO-DATE ESTIMATED	YEAR-TO-DATE ACTUAL	YEAR-TO-DATE %REV	ANNUAL ESTIMATE	UNREALIZED BALANCE
REVENUES	200									
INTER-GOVERNMNTL REVENUE	230A									
FEDERAL GRANTS	230B									
UMTA-MASS TRANS-OPER.C/	2340		82,541	27365	33	247,625	117448	47	990500	873052
UMTA-MASS TRANS-CAPTL.	2341		92,692	17712	19	278,079	51168	18	1112314	1061146
UMTA-MASS TRANS-PLANNIN	2342									
UMTA-MASS TRANS-P/Y	2343									
UMTA-MASS TRANS-PREV.C/	2344		20,512	8668	42	61,539	38292	62	246154	207862
ARRA-MASS TRANS	2345									
JARC-MASS TRANS	2346		11,207			33,623	12271	36	134491	122220
TRANSIT FACILITY RENOV-	2347	01	61,010			183,032			732126	732126
TRANSIT FACILITY RENOV-	2347	02	53,080			159,242			636966	636966
FEDERAL GRANTS			321,045	53745	16	963,138	219179	22	3852551	3633372
STATE GRANTS	250B									
MDOT GRANT(PLANNING/CAP	2555						1968			1968-
STATE GRANTS							1968			1968-
MISCELLANEOUS	340A									
INTEREST EARNINGS	3400									
CERTIFICATES OF DEPOSI	3402									
SAVINGS ACCOUNT/MMA	3405		58	115	198	175	294	168	700	406
INTEREST EARNINGS			58	115	198	175	294	168	700	406
MASS TRANSIT CHARGES	3520									
BUS FARES-FIXED ROUTES	3525		3,500	2960	84	10,500	8939	85	42000	33061
BUS FARES-DEMAND RES-D	3527		250			750			3000	3000
ADVERTISING	3535						542			542-
MISC. CHARGES & FEES	3540									
MASS TRANSIT CHARGES			3,750	2960	78	11,250	9482	84	45000	35518
MISCELLANEOUS			3,808	3075	80	11,425	9776	85	45700	35924
TRANSFERS	380A									
TRANSFERS FROM OTHR FND	3800									
T/F GENERAL FUND	3800	01	19,166			57,500	230000	400	230000	
T/F TAX COLLECTORS-GPT	3800	27	18,250	2979	16	54,750	6638	12	219000	212362
TRANSFERS FROM OTHR			37,416	2979	7	112,250	236638	210	449000	212362
TRANSFERS			37,416	2979	7	112,250	236638	210	449000	212362
NON-REVENUE RECEIPTS	390A									
SALE OF EQUIPMENT	3940									
SALE OF SCRAP MATERIAL	3943									
VENDING COMM./REFUNDS	3964									
REFUND & RECOVERY	3965									

RECOVERY OF DAMAGE CLAI	3967	30,000			90,000			360000	360000
NON-REVENUE RECEIPTS		30,000			90,000			360000	360000
BEGINNING CASH BALANCE	399A								
APPROPRIABLE FUND BALAN	3999	12,685			38,055			152221	152221
BEGINNING CASH BALANC		12,685			38,055			152221	152221
REVENUES		404,956	59799	14	1,214,868	467561	38	4859472	4391912

CITY OF HATTIESBURG
REVENUE REPORT
ALL FUNDS
3 MONTHS ENDING 12/31/17

	OBJ/SUB		CURRENT ESTIMATED	CURRENT ACTUAL	CURRENT %REV	YEAR-TO-DATE ESTIMATED	YEAR-TO-DATE ACTUAL	YEAR-TO-DATE %REV	ANNUAL ESTIMATE	UNREALIZED BALANCE
REVENUES	200									
INTER-GOVERNMNTL REVENUE	230A									
FEDERAL GRANTS	230B									
EDA GRANT-WTR EXT/98 &	2333			228348			228348			228348-
CDBG-USA YEAST	2336									
FEMA RELIEF	2337									
CDBG-WIS PAK	2338									
CDBG-WATER PLANT 2 RENO	2339									
MDA DIP DEWS WTR LINES	2352	01								
MDA DIP LAMAR BLVD	2352	02	41,666			125,000			500000	500000
US CORPS OF ENGR PROJEC	2354									
LAGOON AERATORS-DOE ARR	2357									
COUNTRY CLUB WATER-EPA	2358									
NRCS EROSION CONTROL GR	2512									
I.P.-HYBERPLASTIC-MDA G	2514									
FEDERAL GRANTS			41,666	228348	548	125,000	228348	182	500000	271652
CITY/COUNTY-SHARED REVEN	270B									
FORREST CTY	2705									
PETAL	2737									
LAMAR PARK	2738									
CITY/COUNTY-SHARED RE										
MISCELLANEOUS	340A									
INTEREST EARNINGS	3400									
CERTIFICATES OF DEPOSI	3402									
SAVINGS ACCOUNT/MMA	3405		416	184	44	1,250	864	69	5000	4136
INTEREST EARNINGS			416	184	44	1,250	864	69	5000	4136
RENTS AND ROYALTIES	3410									
LAND	3411									
TRITELL COMMUNICATION	3411	12								
AT&T/CINGULAR(WTR WOR	3411	13								
SBA STRUCTURES (WM CA	3411	14	1,250	1426	114	3,750	4277	114	15000	10723
CCATT HOLDINGS-WATER	3411	15	833	672	80	2,500	2688	107	10000	7312
AP WIRELESS INVESTMEN	3411	16	19,916			59,750			239000	239000
LAND			22,000	2098	9	66,000	6965	10	264000	257035
BUILDING	3412									
USM CELLULAR ONE RENT	3412	41								
TH INC MANAGEMENT(USM	3412	42								
VERIZON-USM WATER TAN	3412	43								
CELLULAR SOUTH(MULTI	3412	44								
BUILDING										

RENTS AND ROYALTIES			22,000	2098	9	66,000	6965	10	264000	257035
CONTRIBUTIONS-PRIVATE	3460									
CONTRIB-USA YEAST SWR	3461									
CONTRIBUTIONS-PRIVAT										
MISCELLANEOUS			22,416	2282	10	67,250	7829	11	269000	261171
TRANSFERS	380A									
TRANSFERS FROM OTHR FND	3800									
T/F GENERAL FUND	3800	01								
T/F WATER & SEWER O &	3800	09								
T/F WATER & SEWER B&I	3800	10								
T/F WATER & SEWER	3800	11	185,427	331473-	178	556,283			2225133	2225133
T/F W & S CONTINGENCY	3800	17								
T/F COM.DEV.BLK.GRANT	3800	82								
T/F INDUSTRIAL PARK DE	3800	87								
TRANSFERS FROM OTHR			185,427	331473-	178	556,283			2225133	2225133
TRANSFERS			185,427	331473-	178	556,283			2225133	2225133
NON-REVENUE RECEIPTS	390A									
REFUND & RECOVERY	3965									
CAPITAL LEASE PROCEEDS	3970									
NOTE PROCEEDS	3975									
SRF LOAN PROCEEDS-#1	3980									
SRF LOAN PROCEEDS-#2	3985									
SRF LOAN PROCEEDS-#3	3987									
NON-REVENUE RECEIPTS										
BEGINNING CASH BALANCE	399A									
APPROPRIABLE FUND BALAN	3999		225,105			675,317			2701269	2701269
BEGINNING CASH BALANC			225,105			675,317			2701269	2701269
REVENUES			474,616	100843-	21	1,423,851	236177	16	5695402	5459225

CITY OF HATTIESBURG
REVENUE REPORT
ALL FUNDS
3 MONTHS ENDING 12/31/17

	OBJ/SUB	CURRENT ESTIMATED	CURRENT ACTUAL	CURRENT %REV	YEAR-TO-DATE ESTIMATED	YEAR-TO-DATE ACTUAL	YEAR-TO-DATE %REV	ANNUAL ESTIMATE	UNREALIZED BALANCE
REVENUES	200								
CHARGES FOR SERVICES	280A								
CULTURE AND RECREATION	3100								
SAENGER RESTORA/MAINT	3125								
SAENGER CONCESSIONS	3132								
GIFT SHOP CONCESSIONS	3135								
TCKT MASTER/IN-HOUSE P	3136								
MCNAIR REC CTR USE FE	3140	100			300	75	25	1200	1125
SIGLER CENTER USE FEE	3141	366	1010	275	1,100	1375	125	4400	3025
C.E.ROY/5TH ST.C.C.USE	3142	625	275	44	1,875	1282	68	7500	6218
JDS C.C. USE FEE	3143		950			3593			3593-
SAENGER THEATER USE FE	3144								
CULTURAL CTR USE FEE	3146	50			150	50	33	600	550
N R BURGER/6TH ST CC U	3148								
CULTURE AND RECREATI		1,141	2235	195	3,425	6375	186	13700	7326
CHARGES FOR SERVICES		1,141	2235	195	3,425	6375	186	13700	7326
MISCELLANEOUS	340A								
INTEREST EARNINGS	3400								
CERTIFICATES OF DEPOSI	3402								
SAVINGS ACCOUNT/MMA	3405	50	83	166	150	264	176	600	336
INTEREST EARNINGS		50	83	166	150	264	176	600	336
RENTS AND ROYALTIES	3410								
EQUIPMENT	3419								
RENTS AND ROYALTIES									
CONTRIBUTIONS-PUBLIC	3450								
CONTRIBUTIONS-FORREST	3455								
CONTRIBUTIONS-PUBLIC									
CONTRIBUTIONS-PRIVATE	3460								
MISCELLANEOUS		50	83	166	150	264	176	600	336
TRANSFERS	380A								
TRANSFERS FROM OTHR FND	3800								
T/F GENERAL FUND	3800 01	50,000			150,000			600000	600000
TRANSFERS FROM OTHR		50,000			150,000			600000	600000
TRANSFERS		50,000			150,000			600000	600000
NON-REVENUE RECEIPTS	390A								
COMMISSIONS-TCKTS/CONCE	3963								
REFUND & RECOVERY	3965	41	75-	182	125	75-	60	500	575
RECOVERY OF DAMAGE CLAI	3967								

NON-REVENUE RECEIPTS		41	75-	182	125	75-	60	500	575
BEGINNING CASH BALANCE	399A								
APPROPRIABLE FUND BALAN	3999	58,169			174,510			698039	698039
BEGINNING CASH BALANC		58,169			174,510			698039	698039
REVENUES		109,403	2243	2	328,210	6564	1	1312839	1306275

CITY OF HATTIESBURG
REVENUE REPORT
ALL FUNDS
3 MONTHS ENDING 12/31/17

	OBJ/SUB	CURRENT ESTIMATED	CURRENT ACTUAL	CURRENT %REV	YEAR-TO-DATE ESTIMATED	YEAR-TO-DATE ACTUAL	YEAR-TO-DATE %REV	ANNUAL ESTIMATE	UNREALIZED BALANCE
REVENUES	200								
MISCELLANEOUS	340A								
INTEREST EARNINGS	3400								
SAVINGS ACCOUNT/MMA	3405								
INTEREST EARNINGS									
MISCELLANEOUS									
NON-REVENUE RECEIPTS	390A								
SALE OF BONDS	3910								
BOND PROCEEDS	3912								
ACCRUED INTEREST	3915								
SALE OF BONDS									
NOTE PROCEEDS	3975								
NON-REVENUE RECEIPTS									
BEGINNING CASH BALANCE	399A								
APPROPRIABLE FUND BALAN	3999								
BEGINNING CASH BALANC									
REVENUES									

CITY OF HATTIESBURG
REVENUE REPORT
ALL FUNDS
3 MONTHS ENDING 12/31/17

	OBJ/SUB		CURRENT ESTIMATED	CURRENT ACTUAL	CURRENT %REV	YEAR-TO-DATE ESTIMATED	YEAR-TO-DATE ACTUAL	YEAR-TO-DATE %REV	ANNUAL ESTIMATE	UNREALIZED BALANCE
REVENUES	200									
INTER-GOVERNMNTL REVENUE	230A									
FEDERAL GRANTS	230B									
CDBG-R ARRA (WOODLEY SD	2338									
CDBG-ENT.-DRAINAGE	2365	DRG								
CDBG-ENT.-EMER.REHAB.	2365	ER								
CDBG-ENT.-FULL REHAB.	2365	FR								
CDBG-R ARRA (WOODLEY										
HOME ENTITLEMENT-1995	2367									
HOME ENTIT-DOWNPAYMENT	2367	DA								
HOME ENTIT-FULL REHAB.	2367	FR								
HOME ENTITLEMENT-199										
CDBG-ENTITLEMENT-2016	2385									
CDBG-ENT.-ADMINISTRATI	2385	ADM								
CDBG-ENT.-DEMOLITION	2385	DEM								
CDBG-ENT.-ECONOMIC DEV	2385	EC								
CDBG-ENT.-EMER.REHAB.	2385	ER								
CDBG-ENT.-FACADE PROG	2385	FAC								
CDBG-ENT.-FULL REHAB.	2385	FR								
CDBG-ENT.-HOMELESS/SP	2385	HL/SP								
CDBG-ENT.-HOUSING PROG	2385	HP								
CDBG-ENT.-MICRO ENTERP	2385	ME								
CDBG-ENT.-PROJECT DELI	2385	PD								
CDBG-ENTITLEMENT-201										
HOME ENTITLEMENT-2016	2387									
HOME ENTIT-ADMINISTRAT	2387	ADM								
HOME ENTIT-CHDO	2387	CHDOSA								
HOME ENTIT-DWNPYMNT AS	2387	DA								
HOME ENTIT-FULL REHAB.	2387	FR								
HOME ENTIT-HOUSING PRO	2387	HP								
HOME ENTITLEMENT-201										
HOME ENTITLEMENT-1997	2389									
HOME ENTIT-AFFORD.HOUS	2389	AH								
HOME ENTIT-CHDO	2389	CHDO								
HOME ENTIT-DOWNPAYMENT	2389	DA								
HOME ENTIT-FULL REHAB.	2389	FR								
HOME ENTITLEMENT-199										
CDBG-ENTITLEMENT-1997	2391									
CDBG-ENT.-DEMOLITION	2391	DEM								
CDBG-ENT.-EMER.REHAB.	2391	ER								
CDBG-ENT.-FULL REHAB.	2391	FR								

```
 CDBG-ENT.-NEIGHBORHD G 2391  NG
                        --------------   ----------- ---------   ----   ----------- ---------   ----   ----------   ----------
   CDBG-ENTITLEMENT-199
HOME ENTITLEMENT-1998   2393
 HOME ENTIT-AFFORD.HOUS 2393  AH
 HOME ENTIT-CHDO        2393  CHDO
 HOME ENTIT-DOWNPAYMENT 2393  DA
 HOME ENTIT-FULL REHAB. 2393  FR
                        --------------   ----------- ---------   ----   ----------- ---------   ----   ----------   ----------
   HOME ENTITLEMENT-199
CDBG-ENTITLEMENT-1998   2395
 CDBG-ENT.-ADMINISTRATI 2395  ADM
 CDBG-ENT.-DEMOLITION   2395  DEM
 CDBG-ENT.-DRAINAGE     2395  DRG
 CDBG-ENT.-EATON SCHOOL 2395  EAT
 CDBG-ENT.-EMER.REHAB.  2395  ER
 CDBG-ENT.-FULL REHAB.  2395  FR
 CDBG-ENT.-NEIGHBORHD G 2395  NG
 CDBG-ENT.-PLANNING     2395  PL
 CDBG-ENT.-PUBLIC SERVI 2395  PS
                        --------------   ----------- ---------   ----   ----------- ---------   ----   ----------   ----------
   CDBG-ENTITLEMENT-199
HOME ENTITLEMENT-1999   2397
 HOME ENTIT-AFFORD.HOUS 2397  AH
 HOME ENTIT-CHDO ADMIN  2397  CHDOAD
 HOME ENTIT-CHDO SETASI 2397  CHDOSA
 HOME ENTIT-DOWNPAYMENT 2397  DA
 HOME ENTIT-DA RECAPTUR 2397  DAR
 HOME ENTIT-FULL REHAB. 2397  FR
                        --------------   ----------- ---------   ----   ----------- ---------   ----   ----------   ----------
   HOME ENTITLEMENT-199
CDBG-ENTITLEMENT-1999   2399
 CDBG-ENT.-ADMINISTRATI 2399  ADM
 CDBG-ENT.-BRADY ST SEW 2399  BSS
 CDBG-ENT.-DEMOLITION   2399  DEM
 CDBG-ENT.-DRAINAGE     2399  DRG
 CDBG-ENT.-EATON SCHOOL 2399  EAT
 CDBG-ENT.-EMER.REHAB.  2399  ER
 CDBG-ENT.-FULL REHAB.  2399  FR
 CDBG-ENT.-NEIGHBORHD G 2399  NG
 CDBG-ENT.-PLANNING     2399  PL
 CDBG-ENT.-PRVO         2399  PRVO
 CDBG-ENT.-PUBLIC SERVI 2399  PS
 CDBG-ENT.-SIDEWALKS    2399  SWLK
                        --------------   ----------- ---------   ----   ----------- ---------   ----   ----------   ----------
   CDBG-ENTITLEMENT-199
CDBG-ENTITLEMENT-2000   2401
 CDBG-ENT.-ADMINISTRATI 2401  ADM
 CDBG-ENT.-DEMOLITION   2401  DEM
 CDBG-ENT.-DRAINAGE     2401  DRG
 CDBG-ENT.-EMER.REHAB.  2401  ER
 CDBG-ENT.-FACADE PROG  2401  FAC
```

```
 CDBG-ENT.-FULL REHAB.  2401  FR
 CDBG-ENT.-NEIGHBORHD G 2401  NG
 CDBG-ENT.-PUBLIC SERVI 2401  PS
 CDBG-ENT.-SIDEWALKS    2401  SWLK
                        --------------   -----------  ---------   ----   -----------  ---------   ----   ----------   ----------
   CDBG-ENTITLEMENT-200
HOME ENTITLEMENT-2000   2402
 HOME ENTIT-AFFORD.HOUS 2402  AH
 HOME ENTIT-CHDO ADMIN  2402  CHDOAD
 HOME ENTIT-CHDO SETASI 2402  CHDOSA
 HOME ENTIT-DOWNPAYMENT 2402  DA
 HOME ENTIT-FULL REHAB. 2402  FR
                        --------------   -----------  ---------   ----   -----------  ---------   ----   ----------   ----------
   HOME ENTITLEMENT-200
CDBG-ENTITLEMENT-2001   2403
 CDBG-ENT.-ADMINISTRATI 2403  ADM
 CDBG-ENT.-DEMOLITION   2403  DEM
 CDBG-ENT.-DRAINAGE     2403  DRG
 CDBG-ENT.-EATON SCHOOL 2403  EAT
 CDBG-ENT.-EMER.REHAB.  2403  ER
 CDBG-ENT.-FACADE PROG  2403  FAC
 CDBG-ENT.-FULL REHAB.  2403  FR
 CDBG-ENT.-D/T LIGHTING 2403  LIGHT
 CDBG-ENT.-PLANNING     2403  PL
 CDBG-ENT.-PUBLIC SERVI 2403  PS
 CDBG-ENT.-SIDEWALKS    2403  SWLK
                        --------------   -----------  ---------   ----   -----------  ---------   ----   ----------   ----------
   CDBG-ENTITLEMENT-200
HOME ENTITLEMENT-2001   2404
 HOME ENTIT-ADMINISTRAT 2404  ADM
 HOME ENTIT-AFFORD.HOUS 2404  AH
 HOME ENTIT-CHDO ADMIN  2404  CHDOAD
 HOME ENTIT-CHDO SETASI 2404  CHDOSA
 HOME ENTIT-DOWNPAYMENT 2404  DA
 HOME ENTIT-FULL REHAB. 2404  FR
                        --------------   -----------  ---------   ----   -----------  ---------   ----   ----------   ----------
   HOME ENTITLEMENT-200
HOME ENTITLEMENT-2002   2406
 HOME ENTIT-ADMINISTRAT 2406  ADM
 HOME ENTIT-AFFORD.HOUS 2406  AH
 HOME ENTIT-CHDO OPERAT 2406  CHDO
 HOME ENTIT-DOWNPAYMENT 2406  DA
 HOME ENTIT-FULL REHAB. 2406  FR
 HOME ENTIT-HOME BUYER  2406  HBE
 HOME ENTIT             2406  HE
                        --------------   -----------  ---------   ----   -----------  ---------   ----   ----------   ----------
   HOME ENTITLEMENT-200
CDBG-ENTITLEMENT-2002   2407
 CDBG-ENT.-ADMINISTRATI 2407  ADM
 CDBG-ENT.-ADMIN/EMER R 2407  ADMER
 CDBG-ENT.-ADMIN/FULL R 2407  ADMFR
 CDBG ENT.-CHDO OPERATI 2407  CHDO
```

```
 CDBG-ENT.-DEMOLITION   2407  DEM
 CDBG-ENT.-DRAINAGE     2407  DRG
 CDBG-ENT.-EATON SCHOOL 2407  EAT
 CDBG-ENT.-EMER.REHAB.  2407  ER
 CDBG-ENT.-FACADE PROG  2407  FAC
 CDBG-ENT.-FULL REHAB.  2407  FR
 CDBG-ENT.-PLANNING     2407  PL
 CDBG-ENT.-PUBLIC SERVI 2407  PS
                        --------------   ----------- ---------   ----   ----------- ---------   ----   ----------   ----------
   CDBG-ENTITLEMENT-200
HOME ENTITLEMENT-2003   2408
 HOME ENTIT-ADMINISTRAT 2408  ADM
 HOME ENTIT-AFFORD.HOUS 2408  AH
 HOME ENTIT-CHDO OPERAT 2408  CHDO
 HOME ENTIT-DOWNPAYMENT 2408  DA
 HOME ENTIT-FULL REHAB. 2408  FR
 HOME ENTIT-REHAB.SUBRE 2408  RSC
                        --------------   ----------- ---------   ----   ----------- ---------   ----   ----------   ----------
   HOME ENTITLEMENT-200
CDBG-ENTITLEMENT-2003   2409
 CDBG-ENT.-ADMINISTRATI 2409  ADM
 CDBG-ENT.-ADMIN/EMER R 2409  ADMER
 CDBG-ENT.-ADMIN/FULL R 2409  ADMFR
 CDBG-ENT.-ADMIN/PUBLIC 2409  ADMPS
 CDBG-ENT.-DEMOLITION   2409  DEM
 CDBG-ENT.-EMER ALERT P 2409  EAP
 CDBG-ENT.-EMER.REHAB.  2409  ER
 CDBG-ENT.-FACADE PROG  2409  FAC
 CDBG-ENT.-FULL REHAB.  2409  FR
 CDBG-ENT.-MICRO LOAN P 2409  MLP
 CDBG-ENT.-PLANNING     2409  PL
 CDBG-ENT.-PUBLIC SERVI 2409  PS
 CDBG-ENT.-REHAB.SUBREC 2409  RSC
 CDBG-ENT.-WORLD CHANGE 2409  WC
                        --------------   ----------- ---------   ----   ----------- ---------   ----   ----------   ----------
   CDBG-ENTITLEMENT-200
HOME ENTITLEMENT-2004   2410
 HOME ENTIT-ADMINISTRAT 2410  ADM
 HOME ENTIT-AFFORD.HOUS 2410  AH
 HOME ENTIT-CHDO SETASI 2410  CHDOSA
 HOME ENTIT-DOWNPAYMENT 2410  DA
 HOME ENTIT-FULL REHAB. 2410  FR
 HOME ENTIT-REHAB.SUBRE 2410  RSC
                        --------------   ----------- ---------   ----   ----------- ---------   ----   ----------   ----------
   HOME ENTITLEMENT-200
CDBG-ENTITLEMENT-2004   2411
 CDBG-ENT.-ADMINISTRATI 2411  ADM
 CDBG-ENT.-ADMIN/FULL R 2411  ADMFR
 CDBG-ENT.-ADMIN/HSG RE 2411  ADMHR
 CDBG-ENT.-ADMIN/PUBLIC 2411  ADMPS
 CDBG-ENT.-DEMOLITION   2411  DEM
 CDBG-ENT.-EMER ALERT P 2411  EAP
```

```
 CDBG-ENT.-ENGINEERING  2411  EP
 CDBG-ENT.-FACADE PROG  2411  FAC
 CDBG-ENT.-FULL REHAB.  2411  FR
 CDBG-ENT.-HOUSING REPR 2411  HR
 CDBG-ENT.-PLANNING     2411  PL
 CDBG-ENT.-WORLD CHANGE 2411  WC
                        --------------   ----------- ---------   ----   ----------- ---------   ----   ----------   ----------
   CDBG-ENTITLEMENT-200
HOME ENTITLEMENT-2005   2412
 HOME ENTIT-ADMINISTRAT 2412  ADM
 HOME ENTIT-AFFORD.HOUS 2412  AH
 HOME ENTIT-CHDO OPERAT 2412  CHDO
 HOME ENTIT-DOWNPAYMENT 2412  DA
 HOME ENTIT-FULL REHAB. 2412  FR
 HOME ENTIT-HOUSING REH 2412  HR
 HOME ENTIT-REHAB.SUBRE 2412  RSC
                        --------------   ----------- ---------   ----   ----------- ---------   ----   ----------   ----------
   HOME ENTITLEMENT-200
CDBG-ENTITLEMENT-2005   2413
 CDBG-ENT.-ADMINISTRATI 2413  ADM
 CDBG-ENT.-ADMIN/FULL R 2413  ADMFR
 CDBG-ENT.-ADMIN/HSG RE 2413  ADMHR
 CDBG-ENT.-ADMIN/PUBLIC 2413  ADMPS
 CDBG-ENT.-DEMOLITION   2413  DEM
 CDBG-ENT.-ENGINEERING  2413  EP
 CDBG-ENT.-FACADE PROG  2413  FAC
 CDBG-ENT.-FULL REHAB.  2413  FR
 CDBG-ENT.-HOUSING REPR 2413  HR
 CDBG-ENT.-PLANNING     2413  PL
 CDBG-ENT.-PUBLIC SERVI 2413  PS
 CDBG-ENT.-WORLD CHANGE 2413  WC
                        --------------   ----------- ---------   ----   ----------- ---------   ----   ----------   ----------
   CDBG-ENTITLEMENT-200
HOME ENTITLEMENT-2006   2414
 HOME ENTIT-ADMINISTRAT 2414  ADM
 HOME ENTIT-AFFORD.HOUS 2414  AH
 HOME ENTIT-CHDO ADMIN  2414  CHDO
 HOME ENTIT-CHDO SETASI 2414  CHDOSA
 HOME ENTIT-DOWNPAYMENT 2414  DA
 HOME ENTIT-HOUSING REH 2414  HR
                        --------------   ----------- ---------   ----   ----------- ---------   ----   ----------   ----------
   HOME ENTITLEMENT-200
CDBG-ENTITLEMENT-2006   2415
 CDBG-ENT.-ADMINISTRATI 2415  ADM
 CDBG-ENT.-ADMIN/FULL R 2415  ADMFR
 CDBG-ENT.-ADMIN/HSG RE 2415  ADMHR
 CDBG-ENT.-ADMIN/PUBLIC 2415  ADMPS
 CDBG-ENT.-DEMOLITION   2415  DEM
 CDBG-ENT.-DRAINAGE     2415  DRG
 CDBG-ENT.-ENGINEERING  2415  EP
 CDBG-ENT.-FACADE PROG  2415  FAC
 CDBG-ENT.-FULL REHAB.  2415  FR
```

```
 CDBG-ENT.-HOUSING REPR 2415  HR
 CDBG-ENT.-PLANNING     2415  PL
 CDBG-ENT.-PUBLIC SERVI 2415  PS
 CDBG-ENT.-WORLD CHANGE 2415  WC
                        --------------   ----------- ---------   ----   ----------- ---------   ----   ----------   ----------
   CDBG-ENTITLEMENT-200
HOME ENTITLEMENT-2007   2416
 HOME ENTIT-ADMINISTRAT 2416  ADM
 HOME ENTIT-AFFORD.HOUS 2416  AH
 HOME ENTIT-CHDO ADMIN  2416  CHDOAD
 HOME ENTIT-CHDO SETASI 2416  CHDOSA
 HOME ENTIT-DOWNPAYMENT 2416  DA
 HOME ENTIT-FULL REHAB. 2416  FR
 HOME ENTIT-HOUSING REH 2416  HR
 HOME ENTIT-PLANNING    2416  PL
                        --------------   ----------- ---------   ----   ----------- ---------   ----   ----------   ----------
   HOME ENTITLEMENT-200
CDBG-ENTITLEMENT-2007   2417
 CDBG-ENT.-ADMINISTRATI 2417  ADM
 CDBG-ENT.-ADMIN/FULL R 2417  ADMFR
 CDBG-ENT.-ADMIN/HSG RE 2417  ADMHR
 CDBG-ENT.-ADMIN/PUBLIC 2417  ADMPS
 CDBG-ENT.-DEMOLITION   2417  DEM
 CDBG-ENT.-ENGINEERING  2417  EP
 CDBG-ENT.-FACADE PROG  2417  FAC
 CDBG-ENT.-FULL REHAB.  2417  FR
 CDBG-ENT.-HOUSING REPR 2417  HR
 CDBG-ENT.-INFRASTRUC P 2417  IS
 CDBG-ENT.-PLANNING     2417  PL
 CDBG-ENT.-PUBLIC SERVI 2417  PS
 CDBG-ENT.-WORLD CHANGE 2417  WC
                        --------------   ----------- ---------   ----   ----------- ---------   ----   ----------   ----------
   CDBG-ENTITLEMENT-200
HOME ENTITLEMENT-2008   2418
 HOME ENTIT-ADMINISTRAT 2418  ADM
 HOME ENTIT-AFFORD.HOUS 2418  AH
 HOME ENTIT-CHDO ADMIN  2418  CHDOAD
 HOME ENTIT-CHDO SETASI 2418  CHDOSA
 HOME ENTIT-DOWNPAYMENT 2418  DA
 HOME ENTIT-HOUSING REH 2418  HR
                        --------------   ----------- ---------   ----   ----------- ---------   ----   ----------   ----------
   HOME ENTITLEMENT-200
CDBG-ENTITLEMENT-2008   2419
 CDBG-ENT.-ADMINISTRATI 2419  ADM
 CDBG-ENT.-ADMIN/FULL R 2419  ADMFR
 CDBG-ENT.-ADMIN/HSG RE 2419  ADMHR
 CDBG-ENT.-ADMIN/PUBLIC 2419  ADMPS
 CDBG-ENT.-BLUE ROOFS   2419  BR
 CDBG-ENT.-DEMOLITION   2419  DEM
 CDBG-ENT.-DOWNTOWN LIG 2419  DL
 CDBG-ENT.-DRAINAGE     2419  DRG
 CDBG-ENT.-ENGINEERING  2419  EP
```

```
 CDBG-ENT.-FACADE PROG  2419  FAC
 CDBG-ENT.-FULL REHAB.  2419  FR
 CDBG-ENT.-HOUSING REPR 2419  HR
 CDBG-ENT.-INFRASTRUC P 2419  IS
 CDBG-ENT.-PLANNING     2419  PL
 CDBG-ENT.-PUBLIC SERVI 2419  PS
 CDBG-ENT.-WORLD CHANGE 2419  WC
                        --------------   ----------- ---------   ----   ----------- ---------   ----   ----------   ----------
   CDBG-ENTITLEMENT-200
HOME ENTITLEMENT-2009   2420
 HOME ENTIT-ADMINISTRAT 2420  ADM
 HOME ENTIT-AFFORD.HOUS 2420  AH
 HOME ENTIT-CHDO ADMIN  2420  CHDO
 HOME ENTIT-CHDO SETASI 2420  CHDOSA
 HOME ENTIT-DOWNPAYMENT 2420  DA
 HOME ENTIT-HOUSING REH 2420  HR
 HOME ENTIT-RECONS-SA P 2420  RECSA
                        --------------   ----------- ---------   ----   ----------- ---------   ----   ----------   ----------
   HOME ENTITLEMENT-200
CDBG-ENTITLEMENT-2009   2421
 CDBG-ENT.-ADMINISTRATI 2421  ADM
 CDBG-ENT.-ADM DISABIL  2421  ADMDA
 CDBG-ENT.-ADMIN/FULL R 2421  ADMFR
 CDBG-ENT.-ADMIN/HSG RE 2421  ADMHR
 CDBG-ENT.-ADMIN/PUBLIC 2421  ADMPS
 CDBG-ENT.-DEMOLITION   2421  DEM
 CDBG-ENT.-DOWNTOWN LIG 2421  DL
 CDBG-ENT.-ENGINEERING  2421  EP
 CDBG-ENT.-FACADE PROG  2421  FAC
 CDBG-ENT.-FACILITIES   2421  FC
 CDBG-ENT.-FULL REHAB.  2421  FR
 CDBG-ENT.-HOUSING REPR 2421  HR
 CDBG-ENT.-INFRASTRUC P 2421  IS
 CDBG-ENT.-PLANNING     2421  PL
 CDBG-ENT.-PUBLIC SERVI 2421  PS
 CDBG-ENT.-WORLD CHANGE 2421  WC
                        --------------   ----------- ---------   ----   ----------- ---------   ----   ----------   ----------
   CDBG-ENTITLEMENT-200
HOME ENTITLEMENT-2010   2422
 HOME ENTIT-ADMINISTRAT 2422  ADM
 HOME ENTIT-CHDO ADMIN  2422  CHDO
 HOME ENTIT-CHDO SETASI 2422  CHDOSA
 HOME ENTIT-DWNPYMNT AS 2422  DA
 HOME ENTIT-FULL REHAB  2422  FR
                        --------------   ----------- ---------   ----   ----------- ---------   ----   ----------   ----------
   HOME ENTITLEMENT-201
CDBG-ENTITLEMENT-2010   2423
 CDBG-ENT.-ADMINISTRATI 2423  ADM
 CDBG-ENT.-ADM DISABIL  2423  ADMDISAD
 CDBG-ENT.-DEMOLITION   2423  DEM
 CDBG-ENT.-FACADE PROG  2423  FAC
 CDBG-ENT.-HOUSING REPR 2423  HR
```

```
 CDBG-ENT.-INFRASTRUC P 2423  IS
 CDBG-ENT.-PROJECT DELI 2423  PD
 CDBG-ENT.-PUBLIC SERVI 2423  PS
                        --------------   ----------- ---------   ----   ----------- ---------   ----   ----------   ----------
   CDBG-ENTITLEMENT-201
HOME ENTITLEMENT-2011   2424
 HOME ENTIT-ADMINISTRAT 2424  ADM
 HOME ENTIT-CHDO SETASI 2424  CHDOSA
 HOME ENTIT-HOUSING PRO 2424  HP
                        --------------   ----------- ---------   ----   ----------- ---------   ----   ----------   ----------
   HOME ENTITLEMENT-201

CDBG-ENTITLEMENT-2011   2425
 CDBG-ENT.-ADMINISTRATI 2425  ADM
 CDBG-ENT.-ADM DISABIL  2425  ADMDISAD
 CDBG-ENT.-DEMOLITION   2425  DEM
 CDBG-ENT.-HOUSING REPR 2425  HR
 CDBG-ENT.-INFRASTRUC P 2425  IS
 CDBG-ENT.-MICROENT PRO 2425  MA
 CDBG-ENT.-PROJ DELIVER 2425  PD
 CDBG-ENT.-PUBLIC SERVI 2425  PS
                        --------------   ----------- ---------   ----   ----------- ---------   ----   ----------   ----------
   CDBG-ENTITLEMENT-201
HOME ENTITLEMENT-2012   2426
 HOME ENTIT-ADMINISTRAT 2426  ADM
 HOME ENTIT-CHDO SETASI 2426  CHDOSA
 HOME ENTIT-HOUSING PRO 2426  HP
                        --------------   ----------- ---------   ----   ----------- ---------   ----   ----------   ----------
   HOME ENTITLEMENT-201
CDBG-ENTITLEMENT-2012   2427
 CDBG-ENT.-ADMINISTRATI 2427  ADM
 CDBG-ENT.-DEMOLITION   2427  DEM
 CDBG-ENT.-HOUSING PROG 2427  HP
 CDBG-ENT.-MICROENT PRO 2427  MA
 CDBG-ENT.-PROJECT DELI 2427  PD
 CDBG-ENT.-PUBLIC SERVI 2427  PS
                        --------------   ----------- ---------   ----   ----------- ---------   ----   ----------   ----------
   CDBG-ENTITLEMENT-201
HOME ENTITLEMENT-2013   2428
 HOME ENTIT-ADMINISTRAT 2428  ADM
 HOME ENTIT-CHDO SETASI 2428  CHDOSA
 HOME ENTIT-DWNPYMNT AS 2428  DA
 HOME ENTIT-HOUSING PRO 2428  HP
                        --------------   ----------- ---------   ----   ----------- ---------   ----   ----------   ----------
   HOME ENTITLEMENT-201
CDBG-ENTITLEMENT-2013   2429
 CDBG-ENT.-ADMINISTRATI 2429  ADM
 CDBG-ENT.-DEMOLITION   2429  DEM
 CDBG-ENT.-HOMELESS/SP  2429  HL/SP
 CDBG-ENT.-HOUSING PROG 2429  HP
 CDBG-ENT.-MICROENT PRO 2429  MA
 CDBG-ENT.-PROJECT DELI 2429  PD
```

CDBG-ENT.-PUBLIC SERVI	2429	PS								
CDBG-ENTITLEMENT-201										
HOME ENTITLEMENT-2014	2430									
HOME ENTIT-ADMINISTRAT	2430	ADM								
HOME ENTIT-CHDO SETASI	2430	CHDOSA								
HOME ENTIT-DOWNPAYMENT	2430	DA								
HOME ENTIT-HOUSING PRO	2430	HP								
HOME ENTITLEMENT-201										
CDBG-ENTITLEMENT-2014	2431									
CDBG-ENT.-ADMINISTRATI	2431	ADM								
CDBG-ENT.-DEMOLITION	2431	DEM								
CDBG-ENT.-HOUSING PROG	2431	HP								
CDBG-ENT.-PROJECT DELI	2431	PD								
CDBG-ENT.-PUBLIC FACIL	2431	PFI								
CDBG-ENT.-PUBLIC SERVI	2431	PS								
CDBG-ENTITLEMENT-201										
HOME ENTITLEMENT-2015	2432									
HOME ENTIT-ADMINISTRAT	2432	ADM								
HOME ENTIT-CHDO SETASI	2432	CHDOSA								
HOME ENTIT-DWNPYMNT AS	2432	DA								
HOME ENTIT-HOUSING PRO	2432	HP								
HOME ENTITLEMENT-201										
CDBG-ENTITLEMENT-2015	2433									
CDBG-ENT.-ADMINISTRATI	2433	ADM		62443			62443			62443-
CDBG-ENT.-DEMOLITION	2433	DEM								
CDBG-ENT.-FACADE PROG	2433	FAC								
CDBG-ENT.-HOMELESS/SP	2433	HL/SP								
CDBG-ENT.-HOUSING PROG	2433	HP					88060			88060-
CDBG-ENT.-MICRO ENTERP	2433	ME								
CDBG-ENT.-PROJECT DELI	2433	PD		88256			88256			88256-
CDBG-ENT.-PUBLIC FACIL	2433	PFI		13223			13223			13223-
CDBG-ENT.-PUBLIC SERVI	2433	PS	88,429			265,290	1162		1061159	1059997
CDBG-ENTITLEMENT-201			88,429	163922	185	265,290	253143	95	1061159	808016
HOME REVOLVING LOANS	2495									
MDA AM DREAM D/P (ADDI)	2497									
MISCELLANEOUS GRANTS	2740									
SALVATION ARMY	2740	04								
SAVINGS ACCOUNT/MMA	3405			4			12			12-
MISCELLANEOUS GRANTS				4			12			12-
FEDERAL GRANTS			88,429	163925	185	265,290	253155	95	1061159	808004
TRANSFERS	380A									
TRANSFERS FROM OTHR FND	3800									
T/F GENERAL FUND	3800	01								
T/F WATER & SEWER O &	3800	09								
T/F MUN.ROAD & BRIDGE	3800	72								

TRANSFERS FROM OTHR									
TRANSFERS									
NON-REVENUE RECEIPTS	390A								
REFUND & RECOVERY	3965								
NON-REVENUE RECEIPTS									
BEGINNING CASH BALANCE	399A								
APPROPRIABLE FUND BALAN	3999	13,628			40,887			163547-	163547-
BEGINNING CASH BALANC		13,628			40,887			163547-	163547-
REVENUES		74,801	163925	219	224,403	253155	112	897612	644457

CITY OF HATTIESBURG
REVENUE REPORT
ALL FUNDS
3 MONTHS ENDING 12/31/17

	OBJ/SUB	CURRENT ESTIMATED	CURRENT ACTUAL	CURRENT %REV	YEAR-TO-DATE ESTIMATED	YEAR-TO-DATE ACTUAL	YEAR-TO-DATE %REV	ANNUAL ESTIMATE	UNREALIZED BALANCE
REVENUES	200								
OTHER PERMITS & FEES	2230								
MISC. PERMITS & FEES	2299								
OTHER PERMITS & FEES									
FEDERAL GRANTS	230B								
EDA GRANT-MASTER PLAN	2333								
EDA GRANT-OWENS/ILL PRO	2338								
FEDERAL GRANTS									
STATE GRANTS	250B								
OWENS/ILL PROJ-RR SPUR	2541								
USA YEAST PROJ-RR SPUR	2542								
STATE GRANTS									
MISCELLANEOUS	340A								
INTEREST EARNINGS	3400								
CERTIFICATES OF DEPOSI	3402								
SAVINGS ACCOUNT/MMA	3405		61			189			189-
TREASURY NOTES	3409								
INTEREST EARNINGS			61			189			189-
RENTS AND ROYALTIES	3410								
LAND	3411								
LAMAR OUTDOOR ADVERTI	3411 05								
LAND									
BUILDING	3412								
BROWN BOTTLING (PEPSI	3412 10								
L&S REALTORS	3412 11								
KOHLER	3412 17								
JPM OF MS., INC.	3412 20								
SUNBEAM/OSTER	3412 23								
BUILDING									
RENTS AND ROYALTIES									
CONTRIBUTIONS-PUBLIC	3450								
CONTRIBUTIONS-FORREST	3455					50000			50000-
CONTRIBUTIONS-CITY	3456		50000			100000			100000-
CONTRIBUTIONS-ADP	3457								
CONTRIBUTIONS-PRVEPA	3458								
CONTRIBUTIONS-PUBLIC			50000			150000			150000-
MISCELLANEOUS			50061			150189			150189-

TRANSFERS	380A								
TRANSFERS FROM OTHR FND	3800								
TRANSFERS									
NON-REVENUE RECEIPTS	390A								
SALE OF BONDS	3910								
BOND PROCEEDS	3912								
ACCRUED INTEREST	3915								
OTHER BOND INCOME	3919								
CAP STATE LOAN'96-CIT	3919	CSL96C							
CAP STATE LOAN'96-FOR	3919	CSL96F							
CAP STATE LOAN'97-CIT	3919	CSL97C							
CAP STATE LOAN'97-FOR	3919	CSL97F							
MBIA BONDS	3919	MBIA							
OTHER BOND INCOME									
SALE OF BONDS									
SALE OF REAL ESTATE	3920								
SALE OF TIMBER	3923								
SALE OF EASEMENTS	3925								
SALE OF MISC. ITEMS	3945								
REFUND & RECOVERY	3965								
NON-REVENUE RECEIPTS									
BEGINNING CASH BALANCE	399A								
APPROPRIABLE FUND BALAN	3999								
BEGINNING CASH BALANC									
REVENUES				50061			150189		150189-

CITY OF HATTIESBURG
REVENUE REPORT
ALL FUNDS
3 MONTHS ENDING 12/31/17

	OBJ/SUB	CURRENT ESTIMATED	CURRENT ACTUAL	CURRENT %REV	YEAR-TO-DATE ESTIMATED	YEAR-TO-DATE ACTUAL	YEAR-TO-DATE %REV	ANNUAL ESTIMATE	UNREALIZED BALANCE
REVENUES	200								
MISCELLANEOUS	340A								
INTEREST EARNINGS	3400								
CERTIFICATES OF DEPOSI	3402								
SAVINGS ACCOUNT/MMA	3405		4213			4213			4213-
REPURCHASE AGREEMENTS	3408								
TREASURY NOTES	3409								
INTEREST EARNINGS			4213			4213			4213-
MISCELLANEOUS			4213			4213			4213-
NON-REVENUE RECEIPTS	390A								
SALE OF BONDS	3910								
BOND PROCEEDS	3912								
BOND PREMIUM	3913								
ACCRUED INTEREST	3915								
SALE OF BONDS									
NON-REVENUE RECEIPTS									
BEGINNING CASH BALANCE	399A								
APPROPRIABLE FUND BALAN	3999	56,784			170,353			681413	681413
BEGINNING CASH BALANC		56,784			170,353			681413	681413
REVENUES		56,784	4213	7	170,353	4213	2	681413	677200

CITY OF HATTIESBURG
REVENUE REPORT
ALL FUNDS
3 MONTHS ENDING 12/31/17

089089 - MDA ENERGY EFFICIENCY CAP PROJ 1/03/18

	OBJ/SUB	CURRENT ESTIMATED	CURRENT ACTUAL	CURRENT %REV	YEAR-TO-DATE ESTIMATED	YEAR-TO-DATE ACTUAL	YEAR-TO-DATE %REV	ANNUAL ESTIMATE	UNREALIZED BALANCE
REVENUES	200								
MISCELLANEOUS	340A								
INTEREST EARNINGS	3400								
CERTIFICATES OF DEPOSI	3402								
SAVINGS ACCOUNT/MMA	3405								
REPURCHASE AGREEMENTS	3408								
TREASURY NOTES	3409								
INTEREST EARNINGS									
MISCELLANEOUS									
NON-REVENUE RECEIPTS	390A								
SALE OF BONDS	3910								
BOND PROCEEDS	3912								
ACCRUED INTEREST	3915								
SALE OF BONDS									
REFUND & RECOVERY	3965								
CAPITAL LEASE PROCEEDS	3970								
NON-REVENUE RECEIPTS									
BEGINNING CASH BALANCE	399A								
APPROPRIABLE FUND BALAN	3999	50,484			151,452			605808	605808
BEGINNING CASH BALANC		50,484			151,452			605808	605808
REVENUES		50,484			151,452			605808	605808

CITY OF HATTIESBURG
REVENUE REPORT
ALL FUNDS
3 MONTHS ENDING 12/31/17

	OBJ/SUB	CURRENT ESTIMATED	CURRENT ACTUAL	CURRENT %REV	YEAR-TO-DATE ESTIMATED	YEAR-TO-DATE ACTUAL	YEAR-TO-DATE %REV	ANNUAL ESTIMATE	UNREALIZED BALANCE
REVENUES	200								
MISCELLANEOUS	340A								
INTEREST EARNINGS	3400								
CERTIFICATES OF DEPOSI	3402								
SAVINGS ACCOUNT/MMA	3405								
REPURCHASE AGREEMENTS	3408								
TREASURY NOTES	3409								
INTEREST EARNINGS									
MISCELLANEOUS									
TRANSFERS	380A								
TRANSFERS FROM OTHR FND	3800								
T/F TAX COLLECTORS-GPT	3800 27								
TRANSFERS FROM OTHR									
TRANSFERS									
NON-REVENUE RECEIPTS	390A								
SALE OF BONDS	3910								
BOND PROCEEDS	3912								
ACCRUED INTEREST	3915								
SALE OF BONDS									
REFUND & RECOVERY	3965								
NOTE PROCEEDS	3975								
NON-REVENUE RECEIPTS									
BEGINNING CASH BALANCE	399A								
APPROPRIABLE FUND BALAN	3999								
BEGINNING CASH BALANC									
REVENUES									

CITY OF HATTIESBURG
REVENUE REPORT
ALL FUNDS
3 MONTHS ENDING 12/31/17

	OBJ/SUB	CURRENT ESTIMATED	CURRENT ACTUAL	CURRENT %REV	YEAR-TO-DATE ESTIMATED	YEAR-TO-DATE ACTUAL	YEAR-TO-DATE %REV	ANNUAL ESTIMATE	UNREALIZED BALANCE
REVENUES	200								
MISCELLANEOUS	340A								
INTEREST EARNINGS	3400								
CERTIFICATES OF DEPOSI	3402								
SAVINGS ACCOUNT/MMA	3405		1			3			3-
REPURCHASE AGREEMENTS	3408								
TREASURY NOTES	3409								
INTEREST EARNINGS			1			3			3-
MISCELLANEOUS			1			3			3-
NON-REVENUE RECEIPTS	390A								
SALE OF BONDS	3910								
BOND PROCEEDS	3912								
BOND PROCEEDS-RIDGE/T	3912 01								
BOND PROCEEDS-MIDTOWN	3912 02								
BOND PROCEEDS-WHISPER	3912 03								
BOND PROCEEDS-HBURG C	3912 04								
BOND PROCEEDS									
ACCRUED INTEREST	3915								
SALE OF BONDS									
REFUND & RECOVERY	3965								
NON-REVENUE RECEIPTS									
BEGINNING CASH BALANCE	399A								
APPROPRIABLE FUND BALAN	3999	17			52			207	207
BEGINNING CASH BALANC		17			52			207	207
REVENUES		17	1	5	52	3	5	207	204

093093 - 2016 W&S SYSTEM PROJECT

CITY OF HATTIESBURG
REVENUE REPORT
ALL FUNDS
3 MONTHS ENDING 12/31/17

1/03/18

	OBJ/SUB	CURRENT ESTIMATED	CURRENT ACTUAL	CURRENT %REV	YEAR-TO-DATE ESTIMATED	YEAR-TO-DATE ACTUAL	YEAR-TO-DATE %REV	ANNUAL ESTIMATE	UNREALIZED BALANCE
REVENUES	200								
MISCELLANEOUS	340A								
INTEREST EARNINGS	3400								
CERTIFICATES OF DEPOSI	3402								
SAVINGS ACCOUNT/MMA	3405		13882			39917			39917-
OTHER INTEREST	3407								
REPURCHASE AGREEMENTS	3408								
TREASURY NOTES	3409								
INTEREST EARNINGS			13882			39917			39917-
MISCELLANEOUS			13882			39917			39917-
NON-REVENUE RECEIPTS	390A								
SALE OF BONDS	3910								
BOND PROCEEDS	3912								
ACCRUED INTEREST	3915								
SALE OF BONDS									
NON-REVENUE RECEIPTS									
BEGINNING CASH BALANCE	399A								
APPROPRIABLE FUND BALAN	3999	2,006,845			6,020,536			24082143	24082143
BEGINNING CASH BALANC		2,006,845			6,020,536			24082143	24082143
REVENUES		2,006,845	13882		6,020,536	39917		24082143	24042226

094094 - 2012 W&S REVENUE BOND CONSTR

CITY OF HATTIESBURG
REVENUE REPORT
ALL FUNDS
3 MONTHS ENDING 12/31/17

1/03/18

	OBJ/SUB	CURRENT ESTIMATED	CURRENT ACTUAL	CURRENT %REV	YEAR-TO-DATE ESTIMATED	YEAR-TO-DATE ACTUAL	YEAR-TO-DATE %REV	ANNUAL ESTIMATE	UNREALIZED BALANCE
REVENUES	200								
MISCELLANEOUS	340A								
INTEREST EARNINGS	3400								
CERTIFICATES OF DEPOSI	3402								
SAVINGS ACCOUNT/MMA	3405								
REPURCHASE AGREEMENTS	3408								
TREASURY NOTES	3409								
INTEREST EARNINGS									
MISCELLANEOUS									
NON-REVENUE RECEIPTS	390A								
SALE OF BONDS	3910								
BOND PROCEEDS	3912								
ACCRUED INTEREST	3915								
SALE OF BONDS									
NON-REVENUE RECEIPTS									
BEGINNING CASH BALANCE	399A								
APPROPRIABLE FUND BALAN	3999		5			15		61	61
BEGINNING CASH BALANC			5			15		61	61
REVENUES			5			15		61	61

095095 - 2001 BOND CONSTR REVENUES

CITY OF HATTIESBURG
REVENUE REPORT
ALL FUNDS
3 MONTHS ENDING 12/31/17

1/03/18

	OBJ/SUB	CURRENT ESTIMATED	CURRENT ACTUAL	CURRENT %REV	YEAR-TO-DATE ESTIMATED	YEAR-TO-DATE ACTUAL	YEAR-TO-DATE %REV	ANNUAL ESTIMATE	UNREALIZED BALANCE
REVENUES	200								
STATE GRANTS	250B								
STATE BOND FDS/EUREKA S	2501								
ARTS COMMISSION GRANT	2521								
STATE GRANTS									
MISCELLANEOUS	340A								
INTEREST EARNINGS	3400								
CERTIFICATES OF DEPOSI	3402								
SAVINGS ACCOUNT/MMA	3405								
REPURCHASE AGREEMENTS	3408								
TREASURY NOTES	3409								
INTEREST EARNINGS									
CONTRIBUTIONS-PUBLIC	3450								
CONTRIBUTIONS-FORREST	3455								
CONTRIBUTIONS-PUBLIC									
CONTRIBUTIONS-PRIVATE	3460								
CONTRIB-H'BURG. CONV.	3465								
CONTRIB-OTHER	3469								
CONTRIBUTIONS-PRIVAT									
MISCELLANEOUS									
TRANSFERS	380A								
TRANSFERS FROM OTHR FND	3800								
T/F GENERAL FUND	3800 01								
TRANSFERS FROM OTHR									
TRANSFERS									
NON-REVENUE RECEIPTS	390A								
SALE OF BONDS	3910								
BOND PROCEEDS	3912								
ACCRUED INTEREST	3915								
SALE OF BONDS									
REFUND & RECOVERY	3965								
NON-REVENUE RECEIPTS									
BEGINNING CASH BALANCE	399A								
APPROPRIABLE FUND BALAN	3999		14			44		174	174

BEGINNING CASH BALANC	14	44	174	174
REVENUES	14	44	174	174

CITY OF HATTIESBURG
REVENUE REPORT
ALL FUNDS
3 MONTHS ENDING 12/31/17

	OBJ/SUB	CURRENT ESTIMATED	CURRENT ACTUAL	CURRENT %REV	YEAR-TO-DATE ESTIMATED	YEAR-TO-DATE ACTUAL	YEAR-TO-DATE %REV	ANNUAL ESTIMATE	UNREALIZED BALANCE
REVENUES	200								
FEDERAL GRANTS	230B								
HUD GRANT-CHAIN PARK PH	2353								
US CORPS OF ENGR PROJEC	2354								
FEDERAL TRANSIT ADM.	2355								
FEDERAL GRANTS									
STATE GRANTS	250B								
ARCHIVES & HISTORY	2505								
MDOT GRANT-4TH ST WIDEN	2506								
MDOT GRANT-CHAIN PARK	2507								
MDOT ARRA-CHAIN PARK	2543								
STATE GRANTS									
MISCELLANEOUS	340A								
INTEREST EARNINGS	3400								
SAVINGS ACCOUNT/MMA	3405								
INTEREST EARNINGS									
MISCELLANEOUS									
TRANSFERS	380A								
TRANSFERS FROM OTHR FND	3800								
T/F GENERAL FUND	3800 01								
TRANSFERS FROM OTHR									
TRANSFERS									
NON-REVENUE RECEIPTS	390A								
REFUND & RECOVERY	3965								
NOTE PROCEEDS	3975								
DEPOT PROJECT	3975 01								
WATER & SEWER IMPR	3975 02								
FIRE/POLICE STATION	3975 03								
DRAINAGE PROJECTS	3975 04								
LEGAL COSTS	3975 05								
MDOT GRANT PROJECTS	3975 06								
NOTE PROCEEDS									
NON-REVENUE RECEIPTS									
BEGINNING CASH BALANCE	399A								
APPROPRIABLE FUND BALAN	3999								

BEGINNING CASH BALANC									
REVENUES									

CITY OF HATTIESBURG
REVENUE REPORT
ALL FUNDS
3 MONTHS ENDING 12/31/17

	OBJ/SUB	CURRENT ESTIMATED	CURRENT ACTUAL	CURRENT %REV	YEAR-TO-DATE ESTIMATED	YEAR-TO-DATE ACTUAL	YEAR-TO-DATE %REV	ANNUAL ESTIMATE	UNREALIZED BALANCE
REVENUES	200								
INTER-GOVERNMNTL REVENUE	230A								
STATE GRANTS	250B								
ZOO IMPROVEMENTS	2560								
STATE GRANTS									
CHARGES FOR SERVICES	280A								
CULTURE AND RECREATION	3100								
KPZ SPECIAL EVENTS	3127								
LION/TIGER FUND RAISE	3127 01								
TODDLER CLASS	3127 02								
ZOO CAMP	3127 03								
KPZ SPECIAL EVENTS									
CULTURE AND RECREATI									
CHARGES FOR SERVICES									
MISCELLANEOUS	340A								
INTEREST EARNINGS	3400								
CERTIFICATES OF DEPOSI	3402								
DIVIDENDS	3404								
SAVINGS ACCOUNT/MMA	3405					1			1-
INTEREST EARNINGS						1			1-
CONTRIBUTIONS-PUBLIC	3450								
CONTRIBUTIONS-FORREST	3455								
CONTRIBUTIONS-PUBLIC									
CONTRIBUTIONS-PRIVATE	3460								
CONTRIB-H'BURG. CONV.	3465								
CONTRIB-CEMETERY PROJ	3467								
CONTRIB-PKS/REC. PROJ	3468								
CONTRIB-OTHER	3469								
CONTRIBUTIONS-PRIVAT									
GAIN ON SALE OF INVESTM	3550								
MISCELLANEOUS						1			1-
TRANSFERS	380A								
TRANSFERS FROM OTHR FND	3800								
T/F GENERAL FUND	3800 01								
TRANSFERS FROM OTHR									
TRANSFERS									

NON-REVENUE RECEIPTS	390A								
SALE OF TIMBER	3923								
SALE OF SCRAP MATERIAL	3943								
SALE OF ZOOLOGICAL ANIM	3949								
REFUND & RECOVERY	3965								
NON-REVENUE RECEIPTS									
BEGINNING CASH BALANCE	399A								
APPROPRIABLE FUND BALAN	3999	187			562			2248	2248
BEGINNING CASH BALANC		187			562			2248	2248
REVENUES		187			562	1		2248	2247

CITY OF HATTIESBURG
REVENUE REPORT
ALL FUNDS
3 MONTHS ENDING 12/31/17

	OBJ/SUB	CURRENT ESTIMATED	CURRENT ACTUAL	CURRENT %REV	YEAR-TO-DATE ESTIMATED	YEAR-TO-DATE ACTUAL	YEAR-TO-DATE %REV	ANNUAL ESTIMATE	UNREALIZED BALANCE
REVENUES	200								
INTER-GOVERNMNTL REVENUE	230A								
FEDERAL GRANTS	230B								
US CORPS OF ENGR PROJEC	2354								
EPA-VETERANS DRIVE PROJ	2356								
FEDERAL GRANTS									
MISCELLANEOUS	340A								
INTEREST EARNINGS	3400								
CERTIFICATES OF DEPOSI	3402								
SAVINGS ACCOUNT/MMA	3405								
REPURCHASE AGREEMENTS	3408								
TREASURY NOTES	3409								
INTEREST EARNINGS									
TRANSFERS FROM OTHR FND	3800								
T/F WATER & SEWER	3800 11								
TRANSFERS FROM OTHR									
MISCELLANEOUS									
NON-REVENUE RECEIPTS	390A								
SALE OF BONDS	3910								
BOND PROCEEDS	3912								
ACCRUED INTEREST	3915								
SALE OF BONDS									
REFUND & RECOVERY	3965								
NON-REVENUE RECEIPTS									
BEGINNING CASH BALANCE	399A								
APPROPRIABLE FUND BALAN	3999								
BEGINNING CASH BALANC									
REVENUES									

105105 - 2013 W&S BOND CONSTR REVENUES

CITY OF HATTIESBURG
REVENUE REPORT
ALL FUNDS
3 MONTHS ENDING 12/31/17

1/03/18

	OBJ/SUB	CURRENT ESTIMATED	CURRENT ACTUAL	CURRENT %REV	YEAR-TO-DATE ESTIMATED	YEAR-TO-DATE ACTUAL	YEAR-TO-DATE %REV	ANNUAL ESTIMATE	UNREALIZED BALANCE
REVENUES	200								
MISCELLANEOUS	340A								
INTEREST EARNINGS	3400								
CERTIFICATES OF DEPOSI	3402								
SAVINGS ACCOUNT/MMA	3405		194			391			391-
REPURCHASE AGREEMENTS	3408								
TREASURY NOTES	3409								
T/F 2012 W&S BOND CONS	3800 94								
INTEREST EARNINGS			194			391			391-
MISCELLANEOUS			194			391			391-
NON-REVENUE RECEIPTS	390A								
SALE OF BONDS	3910								
BOND PROCEEDS	3912								
ACCRUED INTEREST	3915								
SALE OF BONDS									
NON-REVENUE RECEIPTS									
BEGINNING CASH BALANCE	399A								
APPROPRIABLE FUND BALAN	3999	29,263			87,792			351166	351166
BEGINNING CASH BALANC		29,263			87,792			351166	351166
REVENUES		29,263	194		87,792	391		351166	350775

CITY OF HATTIESBURG
REVENUE REPORT
ALL FUNDS
3 MONTHS ENDING 12/31/17

	OBJ/SUB	CURRENT ESTIMATED	CURRENT ACTUAL	CURRENT %REV	YEAR-TO-DATE ESTIMATED	YEAR-TO-DATE ACTUAL	YEAR-TO-DATE %REV	ANNUAL ESTIMATE	UNREALIZED BALANCE
REVENUES	200								
INTER-GOVERNMNTL REVENUE	230A								
STATE-SHARED REVENUE	260B								
SALES TAX-MOTEL	2605		41411			114188			114188-
SALES TAX-FOOD & BEVERA	2607		437928			1302280			1302280-
STATE-SHARED REVENUE			479339			1416468			1416468-
NON-REVENUE RECEIPTS	390A								
REVENUES			479339			1416468			1416468-

109109 - GROUP INS.TRUST REVENUES

CITY OF HATTIESBURG
REVENUE REPORT
ALL FUNDS
3 MONTHS ENDING 12/31/17

1/03/18

	OBJ/SUB	CURRENT ESTIMATED	CURRENT ACTUAL	CURRENT %REV	YEAR-TO-DATE ESTIMATED	YEAR-TO-DATE ACTUAL	YEAR-TO-DATE %REV	ANNUAL ESTIMATE	UNREALIZED BALANCE
REVENUES	200								
MISCELLANEOUS	340A								
INTEREST EARNING	3400								
SAVINGS ACCOUNT/MMA	3405		37			121			121-
INTEREST EARNING			37			121			121-
MISCELLANEOUS			37			121			121-
TRANSFERS	380A								
TRANSFERS FROM OTHR FND	3800								
T/F GENERAL FUND	3800 01								
TRANSFERS FROM OTHR									
TRANSFERS									
NON-REVENUE RECEIPTS	390A								
REFUND & RECOVERY	3965								
HOSP.INS.-P/R DISTRIB	3966		403818			1184433			1184433-
HOSP.INS.-COBRA	3966 01					1050			1050-
NON-REVENUE RECEIPTS			403818			1185483			1185483-
REVENUES			403855			1185603			1185603-

City of Hattiesburg, MS

200 Forrest St.
P.O. Box 1898
Hattiesburg, MS 39401

Master

File Number: 2018-190

File ID:	2018-190	**Type:**	Regular Agenda Item	**Status:**	Agenda Ready
Version:	1	**Reference:**		**In Control:**	City Council
Requester:	Lamar Rutland			**File Created:**	01/29/2018
Brief Title:	Accept Bid from Codaray Construction, LLC for the Public Safety Complex Demolition project.			**Final Action:**	
				Minute Book Number:	MB2018-35

Title:

Acknowledge bids received January 25, 2018 for the Hattiesburg Public Safety Complex Demolition Project and accept bid from Codaray Construction, LLC in the amount of $494,942.00 as the lowest and best bid; Authorize Mayor to execute contracts upon preparation.

Notes: Invoices will be processed through South Mississippi Planning and Development and recorded by journal entry.

		Agenda Date:	02/06/2018
Indexes:		**Agenda Number:**	VII.-5
Sponsors:		**Enactment Date:**	
Attachments:	Signed Award Recommendation Letter, Signed Certified Bid Tab, 2017-12-07 HPSC Demo Package Bid Specifications.pdf, 2017-12-07 HPSC Demo Package Bid Drawings	**Enactment Number:**	
Contact:		**Meeting Date:**	02/06/2018
Drafter:	Sharon Waits	**Effective Date:**	

History of Legislative File

Version:	Acting Body:	Date:	Action:	Sent To:	Due Date:	Return Date:	Result:
1	City Council	02/06/2018					

Text of Legislative File 2018-190

Title

Acknowledge bids received January 25, 2018 for the Hattiesburg Public Safety Complex Demolition Project and accept bid from Codaray Construction, LLC in the amount of $494,942.00 as the lowest and best bid; Authorize Mayor to execute contracts upon preparation.

Summary

Acknowledge bids received January 25, 2018 for the Hattiesburg Public Safety Complex Demolition Project and accept bid from Codaray Construction, LLC in the amount of $494,942.00 as the lowest and best bid; Authorize Mayor to execute contracts upon preparation.

Budget Information

088602.6013

Albert & McCleskey Associates Architects

PO Box 1567, Hattiesburg, Mississippi 39403
601.544.1970

January 29, 2018

Lamar Rutland
City of Hattiesburg
P.O. Box 1898
Hattiesburg, MS 39403

RE: Hattiesburg Public Safety Complex – Demolition Project

Dear Lamar:

Please find attached our Certified Bid Tabulation for the bids received on Thursday, January 25, 2018 for the Hattiesburg Public Safety Complex Demolition Project. We received Six (6) competitive bids with the lowest being from Codaray Construction, LLC, of Sumrall, who proposed to complete the demolition and abatement for $ 494,942.00 in 180 calendar days. There were no additive or deductive alternates with this project. We have evaluated the information provided and recommend that you award the base bid to this contractor.

We have attached our due diligence information for your review. We plan to attach this to the Owner/General Contractor Contract, also.

Sincerely,

Larry A. Albert

larry@albertassociates.com

From: Matt Pace [mailto:matt.pace@codaray.com]
Sent: Thursday, January 25, 2018 10:45 PM
To: Larry Albert <larry@albertassociates.com>
Cc: Chris Pitts <chrisp@albertassociates.com>
Subject: Public Service Complex Demolition Bid

Mr. Albert,

As requested, I am writing to inform you that we have reviewed our bid of the above referenced project in detail and are comfortable with our proposed price. Please let me know if you need any additional information and we look forward to working with you and your firm on a successful project!

Thanks,

Matt C. Pace | President
Codaray Construction, LLC
P.O. Box 16628 | Hattiesburg, MS | 39404
O: 601-909-9260 C: 601-408-3151 F: 866-521-7457

CODARAY
CONSTRUCTION

Project #: 12575	**Bid Date: January 25, 2018**	**Time: 10:00 AM**
Project Title: Hattiesburg Public Safety Complex - Demolition Project		
Professional: Albert & McCleskey Associates Architects	**Bid Opening:**	**City Council Chambers**
	200 Forrest Street	**Hattiesburg, MS 39401**

Name: Codaray Construction, LLC	**5% Bid Security**: Travelers Casualty & Surety Company	Addendum # 1 Y / N
Certificate of Responsibility # 22429-MC	**Base Bid: $ 494,942.00**	
Construction time: 180 Days		
Name: M & M Services, Inc.	**5% Bid Security**: Fidelity & Deposit Company of Maryland	Addendum # 1 Y / N
Certificate of Responsibility # 10086-SC	**Base Bid: $ 748,000.00**	
Construction time: 150 Days		
Name:Virginia Wrecking Company, Inc.	**5% Bid Security**: Travelers Casualty & Surety Company	Addendum # 1 Y / N
Certificate of Responsibility # 03255-SC	**Base Bid: $ 842,143.00**	
Construction time: 150 Days		
Name: War Construction, Inc.	**5% Bid Security**: Cincinnati Insurance Company	Addendum # 1 Y / N
Certificate of Responsibility # 19444-MC	**Base Bid: $ 1,471,000.00**	
Construction time: 240 Days		

Name: Environmental Abatement, Inc.	**5% Bid Security:** International Fidelity Insurance Company	Addendum # 1 Y / N
Certificate of Responsibility # 21417-SC	**Base Bid: $ 1,598,674.00 - $75,000.00 (deduct) = $ 1,523,674.00**	
Construction time: 150 Days		
Name: Gulf Services Contracting, Inc.	**5% Bid Security:** U.S. Specialty Insurance Company	Addendum # 1 Y / N
Certificate of Responsibility # 08574-MC	**Base Bid: $ 2,183,420.00**	
Construction time: 300 Days		

I certify that this is a correct tabulation of all bids received for this Project on the date stated above. (having checked the Contractor's name and certificate number with the Contractor's Board at www.msboc.state.ms.us).

_____ (Authorized Signature)

29 JAN. 2018 (Date)

THE CITY OF HATTIESBURG

PUBLIC SAFETY COMPLEX

HISTORIC HOSPITAL BUILDING
POLICE AND COURT BUILDING

Demolition Package

PROJECT MANUAL

December 1, 2017

Albert & McCleskey Associates Architects
Hattiesburg, Mississippi

PROJECT MANUAL
FOR
THE CITY OF HATTIESBURG

PUBLIC SAFETY COMPLEX

HATTIESBURG, MISSISSIPPI

December 1, 2017

ARCHITECTURAL
ALBERT & McCLESKEY ASSOCIATES ARCHITECTS
PO BOX 449
HATTIESBURG, MS 39403
601.544.1970 VOICE
larry@albertassociates.com

INDEX

INDEX OF SPECIFICATIONS
INDEX OF DRAWINGS
ADVERTISEMENT FOR BIDS
FORM OF PROPOSAL

INDEX TO SPECIFICATIONS

DIVISION 0	**DOCUMENTS**
00 10 00	INSTRUCTIONS TO BIDDERS
00 50 00	AGREEMENT FORM
00 60 00	CONTRACT BOND
00 65 00	CERTIFICATE OF INSURANCE INSTRUCTIONS
00 70 00	GENERAL CONDITIONS
00 80 00	SUPPLEMENTARY CONDITIONS
DIVISION 1	**GENERAL CONDITIONS**
01 11 00	SUMMARY OF WORK
01 20 00	ALLOWANCES
01 21 00	PROJECT MEETINGS
01 27 00	APPLICATIONS FOR PAYMENT
01 27 50	VALUE ENGINEERING (VE)
01 28 00	CHANGE ORDER PROCEDURES
01 29 00	SCHEDULE OF VALUES
01 31 00	PROGRESS SCHEDULES
01 33 00	SHOP DRAWINGS, PRODUCT DATA AND SAMPLES
01 35 00	ALTERNATES
01 41 00	PROJECT COORDINATION
01 42 00	ABBREVIATIONS AND STANDARDS
01 50 00	CONSTRUCTION FACILITIES AND TEMPORARY CONTROLS
01 63 00	SUBSTITUTIONS AND PRODUCT OPTIONS
01 65 00	STARTING OF SYSTEMS
01 73 00	CUTTING AND PATCHING
01 74 00	CLEANING
01 75 00	PROJECT RECORD DOCUMENTS
01 77 00	CONTRACT CLOSEOUT
01 90 00	DIVISION ONE SUPPLEMENT
01 94 00	ADDENDA
01 95 00	ARCHITECTS SPECIAL CONDITIONS

DIVISION 2	EXISTING CONDITIONS
02 41 00	BUILDING AND STRUCTURE DEMOLITION
02 82 00	HAZARDOUS MATERIALS REMEDIATION

END OF INDEX OF SPECIFICATIONS

INDEX OF DRAWINGS

T1.0	TITLE SHEET & INDEX
D1.1	DEMO SITE PLAN
D1.2	DEMO SITE PHOTOS
D2.1	SELECTIVE DEMO FLOOR PLANS
D2.2	SELECTIVE DEMO ROOF PLAN
D2.3	SELECTIVE DEMO ELEVATIONS

END OF INDEX OF DRAWINGS

ADVERTISEMENT FOR BIDS

Sealed bids will be received by the City of Hattiesburg at the Hattiesburg City Council Chamber located at 200 Forrest Street, Hattiesburg, MS, 39401 until 10 a.m. local time on Thursday, January 25, 2018, at which time all proposals will be opened and read aloud for:

Hattiesburg Public Safety Complex Demolition Package
701 James Street
Hattiesburg, Mississippi 39401

Bid documents may be obtained from Albert & McCleskey Associate Architects via ar-architects.sharefile.com. Login information (username and password) will be provided by Albert & McCleskey Associate Architects (601) 544-1970. Bid documents are also available in hard copy form for a deposit of $75.00 per set of documents, made payable to Albert & McCleskey Associate Architects. 100% of the deposit will be refunded to all document holders upon the return of the documents to the Architect in good condition no later than 10 calendar days after the bid date. Bid preparation shall be in accordance with Instructions to Bidders bound in the Project Manual.

A Pre-bid meeting will be held on Tuesday, January 16, 2017 at 2:00 p.m. at The Hattiesburg Public Safety Complex site. Attendance by all Bidders is strongly encouraged.

Each bid must be received in a sealed envelope which is marked in the lower left-hand corner with the legend, "Hattiesburg Public Safety Complex Demolition Package".

No bid may be withdrawn for a period of sixty (60) days. The lowest and best proposal received will be accepted, subject to the provisions of Section 31-7-13 of the Mississippi Code of 1972, Annotated and Amended, and other applicable State law; but the Council reserves the right to reject any or all proposals received and to waive informalities or irregularities therein.

Authorized by:
Kermas Eaton
City of Hattiesburg

Publication Dates: December 27, 2017 and January 3, 2018
Publish In: The Post and Clarion Ledger

FORM OF PROPOSAL

DATE: _____

PROPOSAL FROM: _____
(List Company Name)

TO OWNER: CITY OF HATTIESBURG
Hattiesburg, Mississippi 39401

PROJECT: HATTIESBURG PUBLIC SAFETY COMPLEX DEMO PACKAGE
Hattiesburg, Mississippi 39401

LADIES & GENTLEMEN:

Having carefully examined all Contract Documents and addenda for the construction of the project in caption, the undersigned purposes to furnish all labor, materials and services required for the construction in accordance with these documents for the sum as follows:

BASE BID:

_____

_____DOLLARS

($_____)

TIME: The undersigned agrees to complete the work within _____ calendar days from the date of the Notice to Proceed issued by the Architect. It is also agreed that this proposal/contract price will be valid for the minimum time of **45 DAYS** from the date of opening.

ALTERNATES: *(SEE SECTION 01 35 00) Not applicable to this project.*

UNIT PRICES: *Not applicable to this project.*

BID SECURITY:

Bid Security in the form of _____ is attached in the amount of $ _____

ADDENDA:

Receipt of the following addenda is acknowledged:

Addendum No:_____Dated:_____ Addendum No:_____Dated:_____

Addendum No:_____Dated:_____ Addendum No:_____Dated:_____

Addendum No:_____Dated:_____ Addendum No:_____Dated:_____

GENERAL CONTRACTOR:

Mississippi Certificate of Responsibility No: _____

Resident Contractor: _____

Non-Resident Contractor*: _____

**Attach copy of Non-Resident Bidder's Preference Law (See Paragraph 1.03 of Section 00 10 00, Instructions to Bidders)*

ACCEPTANCE:

I certify that I am authorized to enter into a binding contract, if this Proposal is accepted.

Signature: _____

Typed Name & Title: _____

Company Name: _____

Address: _____

City, State, Zip Code: _____

Phone, Fax, Email: _____

DIRECTIONS FOR MAILING:

See *INSTRUCTIONS TO BIDDERS [SECTION 00 10 00]* for mailing directions.

END OF FORM OF PROPOSAL

SECTION 00 10 00

INSTRUCTIONS TO BIDDERS

PART 1 - GENERAL

1.01 **QUESTIONS:** Questions shall be directed to the Professional. Bidders finding discrepancies in or omissions from the Drawings or Project Manual, or requiring clarification or interpretation of the Bidding Documents, shall submit written requests to the Architect within the proper timeframe as defined by the State of Mississippi Bid Laws. Interpretations, corrections and modifications of the Bidding Documents will be made by addendum. Specific cutoff dates regarding submission of questions or issuance of addenda shall be provided at the Pre-Bid Conference, if applicable, and/or by addendum. Any interpretations, corrections or modifications to the Bidding Documents made in any manner other than by addendum shall not be binding and shall not be relied upon when submitting bids. If Contractor does not notify the Professional about discrepancies within proper time during bidding, bids shall be based on the most expensive combination of quality and quantity of work indicated.

1.02 **BIDDER'S QUALIFICATIONS:**

A. **Certificate of Responsibility:** The Mississippi State Board of Contractors is responsible for issuing Certificates of Responsibility to Contractors. To be awarded a Contract for public work, Sections 31-3-15 and 31-3-21 of the **Mississippi Code 1972, Annotated** requires a Contractor to have a current Certificate of Responsibility at bid time and during the entire length of the job. The Certificate of Responsibility number issued becomes a significant item in all public bidding.

B. **Bid Under $50,000:** If a Bidder submits a bid not exceeding $50,000, no Certificate of Responsibility number is required; however, a notation stating the *bid does not exceed $50,000* must appear on the face of the envelope, or a Certificate of Responsibility number.

C. **Bid Over $50,000:** Each Bidder submitting a bid in excess of $50,000 must show its Certificate of Responsibility number on the bid and on the face of the envelope containing the bid.

D. **Joint Venture Bid:** When multiple Contractors submit a joint venture bid in excess of $50,000, a *joint venture* Certificate of Responsibility number must be shown on the bid and on the face of the envelope containing the bid. If the Multiple-Contractor joint venture has no *joint venture* Certificate of Responsibility number, each of the Contractors participating in the bid must indicate their individual Certificate of Responsibility numbers on the bid and on the face of the envelope.

1.03 **NON-RESIDENT BIDDER:** When a non-resident Bidder (a Contractor whose principal place of business is outside the State of Mississippi) submits a bid for a Mississippi public works project, one of the following is required and shall be submitted with the Proposal Form:

A. **Copy of Law:** If the non-resident Bidder's state has a resident Bidder preference law, a copy of that law shall be submitted with the Proposal Form.

B. **Statement:** If the state has no such law, then a statement indicating *the State of (Name of State) has no resident Contractor preference law* shall be submitted with the Proposal Form.

1.04 **DISQUALIFICATION OF BIDDER:** A Bidder may be disqualified for any of the following reasons:

A. Bidder being in arrears on existing Contracts.

B. Bidder being in litigation (currently or in the past) with the Owner, or the Using Agency.

C. Bidder having defaulted on a previous Contract.
D. Bidder being in litigation with the Architect currently or in past projects.

1.05 **CONDITIONS OF WORK:** Each Bidder must fully inform himself of all conditions relating to the construction of the Project and employment of labor thereon. Failure to do so will not relieve a successful Bidder of obligations to furnish all material and labor necessary to carry out the provisions of the Contract. Insofar as possible, the Bidder must employ methods, or means, which will not cause interruption of, or interference with, the work of any other Bidder, or Contractor.

1.06 **EXAMINATION OF SITE:** All Bidders, including the general Contractor and Subcontractors, shall visit the building site, compare the Drawings and Project Manual with any work in place and be informed of all conditions. Failure to visit the site will in no way relieve the successful Bidder from furnishing any materials or performing any work required to complete work in accordance with Drawings and Project Manual without additional cost to the Owner.

1.07 **LAWS AND REGULATIONS:** The Bidder's attention is directed to the fact that all applicable Federal, State and Local laws, rules and regulations of all authorities having jurisdiction over construction of the Project apply to the Contract.

1.08 **OBLIGATION OF BIDDER:** At the bid opening, each Bidder will be presumed to have inspected the site, read and become thoroughly familiar with the Drawings and the Project Manual, including all addenda.

1.09 **BIDDING DOCUMENTS:** The Bidding Documents include the Bidding Requirements and the proposed Contract Documents. The Bidding Requirements consist of the Advertisement or Invitation to Bid, Instructions to Bidders, Supplementary Instructions to Bidders, the Form of Proposal, and any other sample bidding and contract forms. The proposed Contract Documents consists of the Standard Form of Agreement Between Owner and Contractor, the General Conditions of the Contract for Construction (along with any Supplementary, Special or other Conditions), Drawings, Specifications and all addenda issued prior to the execution of the Contract.

1.10 **ISSUANCE OF BIDDING DOCUMENTS:** Only complete sets of Bidding Documents will be issued to Bidders. The Bidding Documents are to be viewed and considered in their entirety, and the Owner and Architect assume no responsibility for misunderstandings of the Bidding Documents due to the use of partial or incomplete sets. Bidding Documents are intended strictly for the purpose of obtaining bids on the work defined therein, and no license of use is granted by their issuance to a Bidder.

1.11 **ELECTRONIC BIDDING DOCUMENTS:** In addition to physical sets of Bidding Documents, electronic copies, in PDF format, may be issued via Albert & McCleskey Associates Architects secure electronic file server. Bidders will be issued a username and password to access the file server with permission granted to view, download and print the Bidding Documents specific to the Project being bid. Once issued, Bidders are responsible for maintaining their own passwords as Albert & McCleskey Associates Architects does not have access to this personal information. The same username and password will be utilized by the Bidder for any subsequent responses to Advertisements or Invitations to Bid, as well as throughout the Project's Construction Administration phase should the Bidder be awarded the Contract. Bidders are responsible for any hardware and/or software requirements to view and utilize the electronic Bidding Documents.

1.12 **BID DOCUMENT DEPOSIT AND RETURN:** Complete sets of Bidding Documents may be obtained from Albert & McCleskey Associates Architects, which may be contacted at 601-544-1970. The deposit amount and nature of its refundability shall be as defined in the Advertisement or Invitation to Bid. If designated as refundable, deposits will be refunded to Bidders who return complete and fully bound sets of Bidding Documents, free of any damage, markings, or annotations, within 10 calendar days of the bid opening date. No partial refunds will be given for damaged Bidding Documents.

PART 2 - PROPOSAL FORM

2.01 **METHOD OF BIDDING:** Lump sum, single bids received on a general contract will include general, mechanical and electrical construction and all work shown on Drawings or specified in the Project Manual.

2.02 **PROPOSAL FORMS:** The Bidder shall make all proposals on forms provided and shall fill all applicable blank spaces without interlineations or alteration and must not contain recapitulation of the work to be done. All sums shall be expressed in both written and numerical formats with the written amount taking precedence should a discrepancy exist. No oral, telegraphic, facsimile, or any other electronic format of proposals shall be considered.

2.03 **TIME OF COMPLETION:** The Bidder shall agree to commence work on, or before, a date specified in a written *Notice to Proceed* and fully complete the Project within the calendar days indicated on the Proposal Form.

2.04 **ALTERNATES:** The Proposal Form shall contain a brief description of each alternate modifying the scope of work. The Bidder shall write out the numerical amount for each alternate. Refer to Section 01035 entitled *Alternates* for additional information.

2.05 **SUBSTITUTIONS:** No substitutions, qualifications or redefining of the Specification requirements are allowed to be marked on the Proposal Form, unless specifically required by the Bid Documents. Refer to Section 01 63 00 entitled *Substitutions and Product Options* which covers procedures after the award of Contract.

2.06 **ADDENDA:** Any addenda to the Drawings or Project Manual issued before or during the time of bidding shall be included in the proposal and become a part of the Contract. Addenda will be issued only to those Bidders who have obtained complete sets of Bidding Documents directly from the office of Albert & McCleskey Associates Architects. Any Bidder who obtains Bidding Documents from any other source, such as plan rooms, shall be responsible for ensuring receipt of addenda from that same source. The Proposal Form will have ample space to indicate the receipt of addenda. When completing the Proposal Form, the Bidder shall list the addendum number and the date received in spaces provided.

2.07 **BIDDER IDENTIFICATION:**

A. **Signature:** The Proposal Form shall be signed by any individual authorized to enter into a binding agreement for the Business making the bid proposal.
B. **Name of Business:** The name appearing on the Proposal Form shall be the same as the name appearing in the current Mississippi State Board of Contractors Roster.
C. **Legal Address:** The address appearing on the Proposal Form shall be the same address appearing in the current Mississippi State Board of Contractors Roster.

D. **Certificate of Responsibility Number(s):** The Certificate of Responsibility Number(s) appearing on the Proposal Form shall be the same number appearing in the current Mississippi State Board of Contractors Roster.

2.08 **BID SECURITY:** The Bid Security shall be in the form of a Bid Bond or a Certified Check:

A. **Bid Bond:** The Bidder may submit a Bid Bond by a Surety licensed in the State of Mississippi in the amount of five percent (5%) of the base bid. The Bid Bond shall be duly executed by the Bidder, the Surety and a Mississippi resident agent. (No standard form is required for the Bid Bond.)

B. **Certified Check:** The Bidder may submit a certified check made out to the Owner's Name (listed on the Form of Proposal) in the amount of five percent (5%) of the base bid. All checks received from Bidders will be returned upon request, unless a Bidder is one (1) of the three (3) apparent low Bidders. The three (3) apparent low Bidder's checks will be held for forty-five (45) days, unless a Contract is awarded and executed in less time.

2.09 **POWER OF ATTORNEY:** Each bid security must be accompanied by an appropriate Power of Attorney. A Power of Attorney is not necessary to accompany a certified check.

PART 3 - SUBMITTING THE PROPOSAL FORM

3.01 **SUBMITTAL:** A bid must be delivered to the address indicated on the Advertisement for Bids prior to the time and date stated. Bids shall be submitted in **duplicate** and sealed in an opaque envelope marked, mailed or hand-delivered as follows:

(In upper left-hand corner)
Name of Firm
(As it appears in the current Mississippi
State Board of Contractors Roster)
BID FOR: **HATTIESBURG PUBLIC SAFETY COMPLEX DEMO PACKAGE**
BID OPENING: (*place bid date and time here)*

(Bid shall be addressed and delivered to)
BID FOR HATTIESBURG PUBLIC SAFETY COMPLEX DEMO PACKAGE
ATTENTION: KERMAS EATON
P.O. Box 1898
Hattiesburg, Mississippi 39403-1898

(In lower left-hand corner)
Certificate of Responsibility # _____ (for over $50,000.00)
Under $50,000.00 (add statement)

If the Bid is mailed or sent via private carrier, the bid envelope shall be placed inside a second envelope to prevent inadvertent, premature opening of the Proposal. If the bid is sent via private carrier then send it to: ALBERT & MCCLESKEY ASSOCIATES ARCHITECTS 200 Forrest St., Hattiesburg, MS 39401. **IT IS THE BIDDERS RESPONSIBILITY TO ENSURE THAT HIS OR HER BID HAS BEEN RECEIVED BY THE CONTACT LISTED ABOVE OR LISTED ON THE ADVERTISEMENT TO BID BEFORE THE BID OPENING TIME. THE OWNER RESERVES THE RIGHT TO WAIVE ANY BIDS NOT RECEIVED BY HIM BEFORE THE BID TIME.**

3.02 **MODIFICATION TO BID:** A bidder may modify the bid prior to the scheduled closing time indicated in the Advertisement for Bids in the following manner:

A. **Notification on Envelope:** A modification may be written on the outside of the sealed envelope containing the bid and initialed by an owner representative.

3.03 **WITHDRAWAL OF BID:** Any bid may be withdrawn prior to the scheduled time for opening of bids. However, bids may not be withdrawn until sixty (60) days after bid opening. Any withdrawn Bid, if fully compliant with the Instructions to Bidders, may be resubmitted up to the time and date indicated for Bid Opening.

PART 4 - BID OPENING AND AWARD OF CONTRACT

4.01 **OPENING OF BIDS:** Bids will be publicly opened shortly after the time stated in the Advertisement for Bids. Bidder representatives are invited; however, attendance is not mandatory.

4.02 **IRREGULARITIES:** The omission of any information requested on the Proposal Form may be considered as an informality or irregularity by the awarding public body when, in its opinion, the omitted information does not alter the amounts contained in the submitted bid proposal or place other Bidders at a disadvantage.

4.03 **PROTEST:** Any protest must be delivered in writing to the Owner within twenty-four (24) hours after the bid opening.

4.04 **ERRORS:** Any claim of error and request for release from bid must be delivered in writing to the Owner within twenty- four (24) hours after the bid opening. The Bidder shall provide sufficient documentation with the written request clearly proving an error was made.

4.05 **AWARD OF CONTRACT:** The Owner reserves the right to reject any or all bids. A Contract will be awarded on the basis of the low base bid, or low combination of base bid and those alternates selected by the Owner in any order determined to be in the best interest of the Owner and which produces a total cost within available funds. Any Bid not accompanied by all data required by the Bidding Documents, including Bid Security, or any Bid which is considered to be incomplete or irregular in any way is subject to rejection.

4.06 **FAILURE TO ENTER INTO A CONTRACT:** The Bidder shall forfeit the Bid Security to the Owner as liquidated damages for failure, or refusal, to execute and deliver the Contract, Bond and Certificate of Insurance within ten (10) days after notice of the acceptance of the bid.

4.07 **SECURITY FOR FAITHFUL PERFORMANCE:** Simultaneously with delivery of the executed Contract, the Contractor will furnish a Performance Bond, or Bonds, as security for faithful performance of all Work in connection with this Contract; a Labor and Materials Payment Bond, as security for the payment of all persons supplying labor or materials for completion of the Work in connection with this Contract; and a Bond of Payment of Taxes and other Assessments, as security for payment of all taxes and assessments in connection with this Contract. The Surety on such Bond, or Bonds, will be a duly authorized surety company satisfactory to the Owner and meeting all of the following requirements:

A. Licensed at the time of award by the State of Mississippi's Commissioner of Insurance for the purpose of providing surety.
B. Listed at the time of award in the Department of the Treasury's **Federal Register** as a company holding certificates of authority as acceptable sureties on Federal Bonds, commonly referred to as the Treasury List.
C. All Bonds shall be executed on the form provided in the Project Manual under Section 00 60 00 entitled *Contract Bond*.
D. All Bonds shall be countersigned by a Mississippi resident agent with the name and address typed, or lettered legibly.
E. All Bonds must be accompanied by an appropriate Power of Attorney.

END OF SECTION

SECTION 00 50 00

AGREEMENT FORM

PART ONE - GENERAL

1.01 DESCRIPTION

A. SCOPE: The agreement form between the Owner and the Contractor shall be AIA Document A101, 2007 Edition, where the basis of payment is a stipulated sum.

B. COPY: Contractors are presumed to be familiar with this document, a copy of which may be obtained from the Professional or examined in this office.

C. LIQUIDATED DAMAGES: Time being of the essence and a matter of material consideration thereof, a reasonable estimate in advance is established to cover losses incurred by the Owner if the project is not substantially complete on the date set forth in the Contract Documents. The Contractor and his Surety will be liable for and will pay the Owner the sums stipulated in Paragraph 2.2 of the Standard Form of Agreement Between the Owner and the Contractor as fixed and agreed as liquidated damages for each calendar day of delay until the work is substantially complete, unless circumstances dictate otherwise in the discretion of the Owner.

THE AMOUNT OF LIQUIDATED DAMAGES SET FOR THIS PROJECT IS:

********** Five Hundred Dollars ($500.00) per day **********

D. APPLICATION FOR PAYMENT: See *Section 01 27 00 Applications for Payment* for requirements.

E. FORM OF PROPOSAL: The Contractor's "Form of Proposal" (bid form) is part of the Contract Documents.

F. CONTRACT TIME: As stipulated (or as bid) in the "Form of Proposal".

G. RETAINAGE: The Owner will retain, until the Work is one hundred percent (100%) complete, ten percent (10%) of the amount due the Contractor on account of progress payments. No reduction in retainage will be made until final payment is made, except that when the initial contract award is in an amount equal to or greater than $750,000.00, then whenever such Work is fifty percent (50%) complete and on schedule and satisfactory, in the opinion of the Professional with concurrence of the Owner, fifty percent (50%) of the retainage will be returned to the Contractor and five percent (5%) will be retained on all subsequent progress payments.

END OF SECTION

SECTION 00 60 00

CONTRACT BOND

I. PREAMBLE

KNOW ALL MEN BY THESE PRESENTS: THAT _____, Principal, a _____, residing at _____, authorized to do business in the State of Mississippi under the laws thereof, and _____Surety, a corporation of the State of_____, authorized to do business in the State of Mississippi under the laws thereof, are held and firmly bound unto_____, Obligee, hereinafter referred to as "Owner," for the use and benefit of the Owner and those claimants and others set forth herein below and described in Sections 31-5-51 and 31-5-3, **Mississippi Code of 1972, Annotated**, as amended, in the amount of _____Dollars ($_____), lawful money of the United States, for the payment whereof Principal and Surety bind themselves, their heirs, executors, administrators, successors and assigns, jointly and severally, firmly by these present.

WHEREAS, Principal has by written agreement dated _____, 20_____, entered into a Contract with the Owner for the following:

_____
_____
_____

as provided in said Contract and in accordance with the Contract Documents. All of the terms and provisions of the above mentioned Contract, drawings, Project Manual, and addenda are by reference made a part hereof and fully incorporated herein, and are hereinafter referred to as "the Contract." All of the terms and provisions of Sections 31-5-51, 31-5-3, supra, Section 31-5-53 of the **Mississippi Code of 1972, Annotated**, as amended, and all other code sections cited herein are also by reference made a part hereof and fully incorporated herein.

II. PERFORMANCE BOND

NOW, THEREFORE, the condition of this Performance Bond is such that if Principal shall promptly and faithfully perform said Contract, then this obligation shall be null and void; otherwise, it shall remain in full force and effect, subject however, to the following conditions:

Whenever the Owner has performed its obligation but the Principal has defaulted under the terms of the Contract, or any portion thereof, and the Owner has declared the Principal to be in default, the Surety shall promptly:

1. Remedy the default, or
2. Complete the Contract in accordance with its terms and conditions, or
3. Procure the completion of the Contract in accordance with its terms and conditions.

Even if there should be a succession of defaults, the Surety is responsible for completion of the Contract. The Surety shall provide sufficient funds to pay the cost of completion of the Contract in its entirety including other costs and

damages for which the Surety may be liable there under, less the balance of the Contract price. The term "balance of the Contract price," as used in this paragraph, shall mean the total amount payable by Owner to Principal under the Contract and any Change Orders thereto, less the amount paid by Owner to Principal.

III. LABOR AND MATERIAL PAYMENT BOND

NOW, THEREFORE, the condition of this Labor and Material Payment Bond is such that if Principal shall promptly make payments to all persons supplying labor or material used in the prosecution of the work under said Contract, then this obligation shall be null and void; otherwise, it shall remain in full force and effect; however, the Owner shall not be liable for the payment of any costs or expenses of any suit described in Subsection (2) of Section 31-5-51, supra.

IV. BOND FOR PAYMENT OF TAXES AND OTHER ASSESSMENTS

NOW THEREFORE, the condition of this Bond for Payment of Taxes and Other Assessments is such that if Principal shall promptly make payment of all taxes, licenses, assignments, contributions, damages, penalties, and interest thereon, when and as the same may lawfully be due the State of Mississippi, or any County, Municipality, Board, Department, Commission, or political subdivision thereof, by reason of and directly connected with the performance of said Contract or any part thereof as provided by Sections 27-65-1, 27-65-21, 27-67-1, and 31-5-3, **Mississippi Code 1972, Annotated**, or any other applicable statute or other authority, then this obligation shall be null and void; otherwise, it shall remain in full force and effect.

V. GENERAL CONDITIONS

The following conditions apply to all three (3) of the above-mentioned Bonds:

1. The Performance Bond is for an amount equal to the full amount of said Contract.
2. The Labor and Material Payment Bond is for an amount equal to the full amount of said Contract.
3. If any changes are made in the work, or any extensions of time are granted, or any increases in the total dollar amount of the Contract are made, such changes, extensions, increases, or other forbearance on the part of either the Owner or the Principal will not, in any way, release the Principal and Surety, or either of them, from their liability hereunder, or any portion thereof, notice to the Surety of any such change, extension, increase, or forbearance being expressly waived.
4. These Bonds are governed by and shall be construed in accordance with Mississippi law. Any inconsistency with these Bonds and any provision of Mississippi law shall be remedied by deleting the inconsistent portion of these Bonds and leaving the remaining consistent portions in full force and effect.

Signed and sealed this _____day of _____, 20_____.

SURETY _____

By: _____
(Signature)

_____
(Name and Title) (typed)

_____
(Address)

_____
(City/State/Zip/Phone)

_____
PRINCIPAL (typed)

BY:_____
(Signature)

_____
(Name and Title) (typed)

_____
(Address)

_____
(City/State/Zip/Phone)

COUNTERSIGNED:

_____
MISSISSIPPI RESIDENT AGENT
(**typed and with embossed seal on bond and p/a**)

_____
(Signature)

_____
(Name and Title) (typed)

_____
(Address)

_____
(City/State/Zip/**Phone**)

END OF SECTION

SECTION 00 65 00

CERTIFICATE OF INSURANCE INSTRUCTIONS

1. The *Certificate of Insurance* is a tabulation of insurance required for this Project as specified in Article 11 entitled *Insurance and Bonds* in the General Conditions (AIA Document A201, 2007 Edition).

2. The *Certificate of Insurance* must be completed, certified by the original signature of a Mississippi Resident Insurance Agency and bound in each set of the Contract Documents.

3. Indicate Insured, Project, Companies providing coverage, policy numbers and policy periods in the blanks as applicable.

4. If the "OWNERS/CONTRACTORS PROTECTIVE LIABILITY" insurance is part of the Commercial General Liability Insurance Policy, or included by endorsement, indicate the policy number and period of the CGL policy in the "OWNERS/CONTRACTORS PROTECTIVE LIABILITY" blank spaces.

5. Automobile Liability Insurance may be provided which covers Bodily Injury and Property Damage in one (1) Combined Single Limit, or may be provided with separate minimum limits as shown on the Certificate of Insurance and specified in Article 11 of the Supplementary Conditions. The person signing the Certificate of Insurance should show which option the Contractor has selected by marking out the coverage that is not provided under the policies indicated.

6. OTHER INSURANCE (if required) will be indicated by typing in the "OTHER" block and detailed in Article 11 of the Supplementary Conditions.

7. CERTIFICATION wording may not be changed without specific written approval from the Owner.

8. "Riders", Binders, TBA, TBD, or other unsolicited attachments, are not allowed as part of the *Certificate of Insurance* unless specifically requested in writing by the Owner, or specified as part of the requirements for this Project.

9. CAUTION: The *Certificate of Insurance* is intended to be used for all Projects. The Contractor must provide all insurance specified in the Contract Documents for this Project, whether indicated on this form, or not. The Contractor must verify all insurance has been provided as required.

STANDARD CONSTRUCTION CONTRACT CERTIFICATE OF INSURANCE

INSURED: (Contractor's Name & Address)		**COMPANIES PROVIDING COVERAGE**
	A	
	B	
PROJECT: (Number, Name & Location)	**C**	
	D	
	E	
OWNER:	**F**	
	G	

Type Insurance	Co	Policy Number	Policy Period	Coverage and Minimum Amount	
General Liability Commercial General Liability				General Aggregate	$ 1,000,000
				Products Comp/Ops (Aggregate	$ 1,000,000
				Personal Injury (Per Occurrence)	$ 500,000
				BI & PD (Per Occurrence)	$ 500,000
				Fire Damage (Per Fire)	$ 50,000
				Medical Expense (Per Person)	$ 5,000
Owners/Contractors Protective Liability				General Aggregate	$ 1,000,000
				Per Occurrence	$ 500,000
Automobile Liability				Bodily Injury/Property Damage Combined Single Limit (Per Occurrence)	$ 500,000
				OR Bodily Injury (Per Person)	$ 250,000
				Bodily Injury (Per Accident)	$ 500,000
				Property Damage (Per	$ 100,000
* Excess Liability (Umbrella on projects over $500,000)				Aggregate	$ 1,000,000
				Per Occurrence	$ 1,000,000
Workers' Compensation (As required by Statute) Employers' Liability				Accident (Per Occurrence)	$ 100,000
				Disease-Policy Limit	$ 500,000
				Disease-Per Employee	$ 100,000
* Property Insurance				**OR** Builders' Risk Installation Floater	Must be equal to
Other					

Certification: I certify that these policies (subject to their terms, conditions and exclusions) have been (1) issued to the Insured for the coverages and at least the amounts as indicated by companies licensed in Mississippi; (2) countersigned by a Mississippi Resident Agent; and (3) endorsed to require the company to give thirty (30) days written notice to the Owner prior to cancellation of non-renewal of above.

Producing Agent: (Name, Address and Telephone)	
	(Signature & Date)
	(Name and Title of Authorized Representative)

Check if Mississippi Resident Agent
OR Countersign by MS Resident Agent _____

SECTION 00 70 00

GENERAL CONDITIONS

PART 1 - GENERAL

1.01 DESCRIPTION

A. **SCOPE:** The **General Conditions of the Contract for Construction**, AIA Document A201, 2007 Edition, Articles 1 through 14 inclusive, is a part of this Contract and is incorporated herein.

B. **COPY:** Contractors are presumed to be familiar with AIA Document A201, a copy of which may be obtained from the Professional, or examined in the Professional's office.

END OF SECTION

SECTION 00 80 00

SUPPLEMENTARY CONDITIONS

PART 1 - GENERAL

1.01 DESCRIPTION

A. **Owner:** These supplements are necessary because the Owner is an agency, or political subdivision, of the State of Mississippi and occupies a different position from that of the usual Owner.

B. **Document:** The following supplements modify, change, delete from, or add to the **General Conditions of the Contract**, AIA Document A201, 2007. When any Article of the **General Conditions** is modified, or deleted, by these *Supplementary Conditions*, the unaltered provisions of that Article, Paragraph, Subparagraph, or Clause will remain in effect.

Article 1 GENERAL PROVISIONS

No supplementary conditions.

Article 2 OWNER

No supplementary conditions.

Article 3 CONTRACTOR

No supplementary conditions.

Article 4 ARCHITECT

No supplementary conditions.

Article 5 SUBCONTRACTORS

No supplementary conditions.

Article 6 CONSTRUCTION BY OWNER OR BY SEPARATE CONTRACTORS

No supplementary conditions.

Article 7 CHANGES IN THE WORK

No supplementary conditions.

Article 8 TIME

8.1 **DEFINITIONS**

8.1.3 Change this Subparagraph to read as follows:

The date of Substantial Completion is the date certified by the Architect and approved by the Owner in accordance with Paragraph 9.8 entitled "Substantial Completion."

8.3.1 Change this Subparagraph to read as follows:

If the Contractor is delayed at any time in the commencement or progress of the Work by any act of neglect of the Owner or the Architect, or by any employee of either, or by changes ordered in the Work, or by labor disputes, fire, unusual delay in deliveries, unavoidable casualties or any causes beyond the Contractor's control, or by any other causes which the Architect determines may justify the delay, then the Contract Time may be extended by Change Order for such reasonable time as the Architect may determine, subject to the Owner's approval. Any claim for loss or any delay occasioned by any separate Contractor, or Subcontractor, shall be settled between the Contractor and such other separate Contractor, or Subcontractors.

Article 9 PAYMENTS AND COMPLETION

9.3 **APPLICATIONS FOR PAYMENT**

9.3.1 Add a new sentence to the end of this Subparagraph:

The form of Application for Payment will be AIA Document G702, Application and Certification for Payment, supported by AIA Document G703, Continuation Sheet, or a computer generated form containing similar data.

9.3.1.3 Add a new Clause to Subparagraph 9.3.1 as follows:

The Owner will retain, until the Work is one hundred percent (100%) complete, ten percent (10%) of the amount due the Contractor on account of progress payments. No reduction in retainage will be made until final payment is made, except that when the initial contract award is in an amount equal to or greater than $750,000.00, then whenever such Work is fifty percent (50%) complete and on schedule and satisfactory, in the opinion of the Professional with concurrence of the Owner, fifty percent (50%) of the retainage will be returned to the Contractor and five percent (5%) will be retained on all subsequent progress payments.

9.3.1.4 Add a new Clause to Subparagraph 9.3.1 as follows:

The Contractor must submit each month with this Application for Payment a separate letter stating that he is requesting an extension of time or that he had no need for an extension for that period of time. No payment on a monthly application will be made until the letter is received. Complete justification such as weather reports or other pertinent correspondence must be included for each day's request for extension. A Contractor's letter, or statement, will not be considered as adequate justification. The receipt of this request and data by the Owner will not be considered as Owner approval in any way.

9.3.2.1 Add a new Clause to Subparagraph 9.3.2 as follows:

Payment on materials stored at some location other than the building site, may be approved by the Architect and the Owner after the Contractor has submitted the following items:

.1 An acceptable Lease Agreement between the General Contractor and the owner of the land, or building, where the materials are stored covering the specific area where the materials are located.
.2 Consent of Surety, or other acceptable Bond, to cover the materials stored off-site.
.3 All Perils Insurance coverage for the full value of the materials stored off-site.
.4 A Bill of Sale from the Manufacturer to the General Contractor for the stored materials.
.5 A complete list and inventory of materials manufactured, stored and delivered to the storage site and of materials removed from the storage site and delivered to the job site.
.6 A review by the Architect of the materials stored off-site prior to release of payment.
.7 Guarantee no storage costs, additional delivery fees, or subsequent costs to the Owner.

9.6.8 Add a new Subparagraph as follows:

The amount retained by the Contractor from each payment to each Subcontractor and material supplier will not exceed the percentage retained by the Owner from the Contractor.

9.7 **FAILURE OF PAYMENT**

9.7.1 Change this Subparagraph to read as follows:

The Contractor and the Owner shall be subject to the remedies as prescribed in Section 31-5-25 of the Mississippi Code 1972, Annotated.

9.8 **SUBSTANTIAL COMPLETION**

9.8.4 Add a new sentence at the end of this Subparagraph:

Substantial Completion shall not be established and final until the Owner approves the Architect's ***Certificate of Substantial Completion****.*

9.11 **LIQUIDATED DAMAGES** *(add this paragraph heading and subsequent paragraph below)*

9.11.1 Add a new Paragraph as follows:

Time being of the essence and a matter of material consideration thereof, a reasonable estimate in advance is established to cover losses incurred by the Owner if the project is not substantially complete on the date set forth in the Contract Documents. The Contractor and his Surety will be liable for and will pay the Owner the sums stipulated in Paragraph 2.2 of the Standard Form of Agreement Between the Owner and the Contractor as fixed and agreed as liquidated damages for each calendar day of delay until the work is substantially complete unless circumstances dictate otherwise in the discretion of the Owner.

Article 10 PROTECTION OF PERSONS AND PROPERTY

10.2 **SAFETY OF PERSONS AND PROPERTY**

10.2.5 Change this Subparagraph to read as follows:

The Contractor shall promptly remedy damage and loss (other than damage or loss insured under property insurance required by the Contract Documents) to property referred to in Clauses 10.2.1.2 and 10.2.1.3 caused in whole or in part by the Contractor, a Subcontractor, a Sub-Subcontractor, or anyone directly or indirectly employed by any of them, or by anyone for whose acts they may be liable and for which the Contractor is responsible for Clauses 10.2.1.2 and 10.2.1.3, except damage or loss attributable to acts or omissions of the Owner or Architect and not attributable to the fault or negligence of the Contractor. The foregoing obligations of the Contractor are in addition to the Contractor's obligations under Paragraph 3.18.

10.3 **HAZARDOUS MATERIALS**

10.3.2 Delete this Subparagraph in its entirety.

10.3.3 Delete this Subparagraph in its entirety.

Article 11 INSURANCE AND BONDS

11.1 **CONTRACTOR'S LIABILITY INSURANCE**

11.1.4 Add a new Subparagraph as follows:

The Contractor's limits of liability shall be written for not less than the following:

.1 GENERAL LIABILITY: Commercial General Liability
(Including XCU)
General Aggregate..... $ 1,000,000.00 Aggregate
Products & Completed Operations..... $ 1,000,000.00 Aggregate
Personal & Advertising Injury ..... $ 500,000.00 Per Occurrence
Bodily Injury & Property Damage..... $ 500,000.00 Per Occurrence
Fire Damage Liability ..... $ 50,000.00 Per Occurrence
Medical Expense ..... $ 5,000.00 Per Person

.2 OWNERS & CONTRACTORS PROTECTIVE LIABILITY:
Bodily Injury & Property Damage..... $ 1,000,000.00 Aggregate
Bodily Injury & Property Damage..... $ 500,000.00 Per Occurrence

.3 AUTOMOBILE LIABILITY:
(Owned, Non-owned & Hired Vehicles) Contractor Insurance Option Number 1:
Bodily Injury & Property Damage..... $ 500,000.00 Per Occurrence
(Combined Single Limit)

Contractor Insurance Option Number 2:
Bodily Injury ..... $ 250,000.00 Per Person
Bodily Injury ..... $ 500,000.00 Per Accident
Property Damage..... $ 100,000.00 Per Occurrence

.4 EXCESS LIABILITY:
(Umbrella on projects over $500,000)
Bodily Injury & Property Damage ..... $ 1,000,000.00 Aggregate
(Combined Single Limit)

.5 WORKERS' COMPENSATION: (As required by Statute)
EMPLOYERS' LIABILITY:
Accident.....$ 100,000.00 Per Occurrence
Disease ..... $ 500,000.00 Policy Limit
Disease ..... $ 100,000.00 Per Employee

.6 PROPERTY INSURANCE:
Builder's Risk ..... $ Equal to Value of Work
or
Installation Floater .....$ Equal to Value of Work

11.1.5 Add a new Subparagraph as follows:

Furnish one (1) copy of the Standard Construction Contract Certificate of Insurance Form for each copy of the Standard Form of Agreement Between Owner and Contractor specifically setting forth evidence of all coverage required by Subparagraphs 11.1.1, 11.1.2 and 11.1.3. Furnish to the Owner copies of any endorsements that are subsequently issued amending limits of coverage.

11.1.6 Add a new Subparagraph as follows:

If the coverages are provided on a claims-made basis, the policy date or retroactive date shall predate the Contract; the termination date, or the policy, or applicable extended reporting period shall be no earlier than the termination date of coverages required to be maintained after final payment.

11.2 **OWNER'S LIABILITY INSURANCE**

11.2.1 Delete this Subparagraph in its entirety and substitute the following:

The Contractor shall purchase and maintain such insurance as will protect the Owner from his contingent liability to others for damages because of bodily injury, including death, and property damage, which may arise from operations under this Contract and other liability for damages which the Contractor is required to insure under any provision of this Contract. Certificate of this insurance will be filed with the Owner and will be the same limits set forth in 11.1.4.

11.3 **PROPERTY INSURANCE**

11.3.1 Change the first line in this Subparagraph to read as follows:

The Contractor shall purchase....

11.3.1.2 Delete this Clause under Subparagraph 11.4.1 in its entirety.

11.3.1.3 Change the following Clause in this Subparagraph to read as follows:

If the property insurance requires deductibles, the Contractor shall pay costs not covered because of such deductibles.

11.3.2 Delete this Subparagraph in its entirety.

11.3.3 Delete this Subparagraph in its entirety.

11.3.4 Delete this Subparagraph in its entirety.

11.3.5 Delete this Subparagraph in its entirety.

11.3.6 Delete this Subparagraph in its entirety.

11.3.10 Change this Subparagraph to read as follows:

The Owner as fiduciary shall have power to adjust and settle a loss with Insurers unless one of the parties in interest shall object in writing within five (5) days after occurrence of loss.

Article 12 UNCOVERING AND CORRECTION OF WORK

No supplementary conditions.

Article 13 MISCELLANEOUS PROVISIONS

No supplementary conditions.

Article 14 TERMINATION OR SUSPENSION OF THE CONTRACT

No supplementary conditions.

Article 15 CLAIMS AND DISPUTES

No supplementary conditions.

END OF SECTION

SECTION 01 11 00

SUMMARY OF WORK

1.01 WORK COVERED BY CONTRACT DOCUMENTS

A. **Work Covered**: Work covered by the Contract Documents is as shown in drawings and described in words in the Project Manual. The Project Title and location is indicated on the first page of this Project Manual.
   1. **TAX CREDITS: The general contractor is forbidden to take tax credits from this building as be IRS 179 D (Application of Notice 2006-52; Deductions for Energy Efficient Commercial Buildings); bulletin 2008-14, notice 2008-40.** This rule allows energy tax credits for government buildings but only to those responsible for designing the buildings.

B. **Start of Work**: Work shall be started immediately upon issuance of a *Notice to Proceed*. Prior to this, all Contracts and beginning documents will have been executed and insurance in force.

C. **Time of Completion**: The completion of this Work is to be on, or before, the time indicated in the *Standard Form of Agreement Between the Owner and the Contractor*.

D. **Contractor's Duties**:
   1. Except as specifically noted, provide and pay for:
      a. Labor, materials and equipment.
      b. Tools, construction equipment and machinery.
      c. Water, heat and utilities required for construction.
      d. Other facilities and services necessary for proper execution and completion of the Work.
   2. Pay legally required sales, consumer, use, payroll, privilege and other taxes.
   3. Secure and pay for, as necessary for proper execution and completion of work, and as applicable at the time of the receipt of the bids:
      a. Permits.
      b. Government fees.
      c. Licenses.
   4. Give required notices.
   5. Comply with codes, ordinances, rules, regulations, orders and other legal requirements of public authorities which bear on performance of work.
   6. Promptly submit written notice to Professional of observed variance of Contract Documents from legal requirements. It is not the Contractor's responsibility to make certain that drawings and specifications comply with codes and regulations. Appropriate modifications to Contract Documents will adjust necessary changes. Assume responsibility for work known to be contrary to such requirements, without notice.
   7. Enforce strict discipline and good order among employees. Do not employ or work unfit persons, or persons, not skilled in assigned task.
   8. Provide a written safety plan.

E. **Hazardous Materials**: The Prime General Contractor is responsible for the removal and disposal of any hazardous materials encountered in the performance of the Contract requirements. Hazardous Containing Materials [HCM] include, but are not limited to, Asbestos and Lead Paint and should be identified and removed as a part of the Contract. The absence of details does not relieve the Prime General Contractor from the responsibility of removal and disposal; but, a Change Order could be executed in the absence of identified HCM in the documents.

F. **Post-bid Submittals and Subcontractors List:** The Prime General Contractor will submit to the Owner the following items within seven (7) days after written notice of contract award by the Owner:
   1. Designation of the Work to be performed by the Bidder's own forces.
   2. Names of manufacturers, products, and the suppliers of principal items or systems of materials and equipment proposed for the Work.
   3. Names of persons or entities proposed for the principal portions of the Work, including those who are to furnish materials or equipment fabricated to a special design. Those persons or entities proposed by the Prime General Contractor are subject to the following:
      a. The Bidder will be required to establish to the satisfaction of the Owner and Architect the reliability and responsibility of the persons or entities proposed to furnish and perform the Work described in the Bidding Documents.
      b. Prior to execution of the Contract, the Architect will notify the Bidder in writing if either the Owner or Architect, after due investigation, has reasonable objection to a person or entity proposed by the bidder. If the Owner or Architect has reasonable objection to a proposed person or entity, the Bidder may, at the Bidder's option, (1) withdraw the Bid or (2) submit an acceptable substitute person or entity with an adjustment in the Base Bid or Alternate Bid to cover the difference in cost occasioned by such substitution. The Owner may accept the adjusted bid price or disqualify the Bidder. In the event of either withdrawal or disqualification, bid security will not be forfeited by the Bidder.
      c. Persons or entities proposed by the Bidder and to whom the Owner and Architect have made no reasonable objection must be used in the Work for which they were proposed and shall not be changed except with the written consent of the Owner and Architect.

G. **Coordination**: The Prime General Contractor is responsible for the coordination of the total project. All other Prime Contractors and all Subcontractors will cooperate with the Prime General Contractor to facilitate the general progress of the Work. Each trade shall afford all other trades every reasonable opportunity for the installation of their work. Refer to Section 01 41 00 entitled *Project Coordination*.

1.02 CONTRACTS

A. **Contracts**: Construct work under a single Prime General Contract. Refer to Section 00 50 00 entitled *Agreement Form*.

1.03 WORK BY OTHERS

A. **Work by Others:** Work by Others shall be described in each appropriate Project Manual section and noted on the Drawings.

1.04 OWNER-FURNISHED PRODUCTS

A. **Products Furnished by Owner**: Products furnished by Owner shall be described in each appropriate Project Manual section and noted on the Drawings.

B. **Products**: Delivered and unloaded at site.

C. **Owner's Duties**:
   1. Schedule delivery date with Supplier in accordance with construction schedule.

2. Obtain installation drawings and instructions.
3. Submit claims for transportation damages.
4. Arrange Guarantees, Warranties, etc.

D. **Contractor's Duties**:
1. Designate required delivery date for each product in construction schedule.
2. Promptly inspect delivered products, report missing, damaged, or defective items.
3. Handle at site, including uncrating and storage.
4. Protect from exposure to elements and from damage.
5. Repair or replace damaged items resulting from Contractor's operations.
6. Install and make final connections.

1.05 CONTRACTOR'S USE OF PREMISES

A. Confine operations at site to areas permitted by:
1. Law.
2. Ordinances.
3. Permits.
4. Contract Documents.
5. Owner.

B. Do not unreasonably encumber site with materials or equipment.

C. Do not load structure with weight that will endanger structure.

D. Assume full responsibility for protection and safekeeping of products stored on premises.

E. Move any stored products which interfere with operations of Owner or other Contractors.

F. Obtain and pay for use of additional storage or work areas needed for operations.

G. Limit use of site for work and storage to the area indicated in the drawings.

H. The Contractor, all Subcontractors, and all employees thereof shall designate the employee parking area. This designated parking area is not to be used for material storage or staging. The Contractor shall be responsible for keeping this area clean and shall check to ensure such at the end of each day.

I. Material storage and trailers for material storage shall be located within the Construction Limits as indicated on the drawings or as directed by the Owner.

1.06 SUMMARY OF WORK SUPPLEMENT

A. Refer to Section 01 90 00 entitled *Division One Supplement* for Project specific summary of work requirements

1.07 GOVERNING PROVISIONS

A. As required by all provisions listed or shown in these Contract Documents.

END OF SECTION

SECTION 01 20 00

ALLOWANCES

1.01 DESCRIPTION

A. **Related Work Specified Elsewhere**: Sections of Specifications as listed under Schedule of Allowances.

B. **Allowances for Products**:
1. Purchase products under each allowance as directed by the Professional.
2. Amount of each allowance includes:
   a. Net cost of product.
   b. Delivery and unloading at site.
   c. Applicable taxes.
3. In addition to amounts of allowances, include in bid, for inclusion in Contract sum, Contractor's costs for (*note that the items listed below are NOT included in the allowance value)*:
   a. Handling at site, including uncrating and storage.
   b. Protection from elements and damage.
   c. Labor, installation and finishing.
   d. Other expenses required to complete installation.
   e. Overhead and profit.

C. **Selection of Products**:
1. **Architect's Duties**: Consult with Contractor in consideration of products and Suppliers; make selections, designate products to be used; and, notify Contractor in writing.
2. **Contractor's Duties**: Assist Professional in determining qualified Suppliers; obtain multiple proposals from Suppliers when requested by the Professional; and, make appropriate recommendations for consideration of the Professional. Contractor must then provide the Professional with an itemized invoice for Allowance items. Upon notification of selection, enter Purchase Agreement with designated Supplier.

D. **Delivery**: The Contractor is responsible for arranging all delivery and unloading and should promptly inspect products for damage or defects and submit claims for transportation damage.

E. **Installation**: Comply with requirements of referenced specification section.

F. **Adjustment of Costs**: Should actual purchase cost be more, or less, than the specified allowance amount, the Contract Sum will be adjusted by Change Order equal to the amount of the difference.

1.02 SCHEDULE OF ALLOWANCES

A. Refer to Section 01 90 00 entitled *Division One Supplement* for Project specific Schedule of Allowances.

END OF SECTION

SECTION 01 21 00

PROJECT MEETINGS

1.01 DESCRIPTION

A. **Pre-Construction Meeting**: The Architect will schedule a pre-construction meeting as soon as possible after the award of Contract and the issuance of a *Notice to Proceed*.

1. **Attendance**:
   a. Owner
   b. Professional and Consultants
   c. General Contractor
   d. Major Subcontractors, including mechanical and electrical
   e. Representatives of governmental, or other regulatory agencies
2. **Pre-Construction Meeting Minimum Agenda**: (prepared by the Architect)
   a. Distribute and discuss list of major Subcontractors and construction schedule
   b. Critical work sequencing
   c. Designation of responsible personnel
   d. Procedures for maintaining record documents
   e. Use of premises, including office and storage areas
   f. Owner's requirements
   g. Security procedures
   h. Housekeeping procedures
3. **Utilities**: A written agreement must be reached on how all utilities will be furnished and the rates the Contractor will be charged. This agreement should be resolved at this meeting. Refer to Section 01 50 00 entitled *Construction Facilities and Temporary Controls* of this Project Manual for additional utility requirements.

B. **Progress Meetings**:

1. The Contractor will schedule regular meetings at the time of the pre-construction conference
2. **Contractor's Responsibilities**: The General Contractor will administer all progress meetings which include the following:
   a. Prepare agenda
   b. Distribute written notice of meetings seven (7) days in advance
   c. Make physical arrangements for and presiding at the meetings
   d. Record minutes
   e. Distribute copies of the minutes to participants within four (4) days
3. Hold all meetings as progress of work dictates
4. **Attendance**:
   a. Owner
   b. Professional and Consultants
   c. General Contractor
   d. Subcontractors, as pertinent to the agenda
5. **Minimum Agenda**:
   a. Review, approve minutes of the previous meeting
   b. Review work progress since last meeting
   c. Note field reviews, problems and decisions
   d. Identify problems which impede planned progress

e. Review off-site fabrication problems
f. Revise construction schedule, as indicated
g. Plan progress during the next work period
h. Review proposed changes
i. Review Submittal Logs, RFI Logs & RFP Logs
j. Review Contractor's Builder's Risk Insurance
k. Review Contract Completion Date
l. Complete other current business

END OF SECTION

SECTION 01 27 00

APPLICATIONS FOR PAYMENT

1.01 SCOPE

A. This Section describes procedures for preparing and submitting Applications for Payment by the Contractor.

B. Some Owners have specific requirements for procedures regarding applications for payment. These requirements will be outlined at the Pre-Construction Meeting and are expected to be followed in place of and/or in addition to the requirements listed in this Section.

1.02 APPLICATIONS FOR PAYMENT

A. **Format**:

1. Applications for Payments will be prepared on AIA forms G702 - *Application and Certificate for Payment* and G703 - *Continuation Sheet*; or, a computer-generated form containing similar data may be used.

B. **Preparation of Application**:

1. Present required information in typewritten form
2. Execute certification by signature of authorized officer
3. Use data from approved *Schedule of Values*. Provide dollar value in each column for each line item for portion of Work performed and for stored products.
4. List each authorized Change Order as an extension on continuation sheet, listing Change Order number and dollar amount as for an original Item of Work.
5. Prepare Application for Final Payment as specified in Section 01 77 00 entitled *Contract Closeout.*

C. **Submittal Procedures**:

1. Submit five (5) copies of each Application for Payment
2. Submit an updated construction schedule with each Application for Payment as described in Section 01 31 00 entitled *Progress Schedule.* Submit Rain Days Log as required by Section 01 31 00 *Progress Schedules,* paragraph F.
3. Submit requests for payment at intervals agreed upon by the Professional, Owner and Contractor.
4. Submit requests to the Professional at agreed upon times, or as may be directed otherwise.

D. **Substantiating Data**:

1. Submit data justifying dollar amounts in question when such information is needed.
2. Provide one (1) copy of the data with a cover letter for each submittal.
3. Indicate the Application number, date and line item number and description.

END OF SECTION

SECTION 01 27 50

VALUE ENGINEERING (VE)

1.01 DESCRIPTION

A. **Allowable:** Value Engineering (VE) is function of the OWNER and can ONLY be performed if approved to be OR allowed to be by the OWNER of the project.

B. **Scope**: All Value Engineering proposals must be submitted in writing in schedule form. Each VE item must be independently and chronologically numbered with a full description of the scope of work changed, a reference to the drawing(s) and specification(s) effected, and an exact cost value (savings) to the project listed.

C. **Approvals:** There is to be no Value Engineering by the Contractor without the involvement of the Architect and Engineer whose work is affected. All VE items MUST be approved by the Architect/Engineer team before they are presented as an option for the Owner.

END OF SECTION

SECTION 01 28 00

CHANGE ORDER PROCEDURES

1.01 SCOPE

A. This Section describes the procedures for processing Change Orders by the Professional and the Contractor.

1.02 CHANGE ORDER PROCEDURES

A. **Change Proposed by Professional**: The Professional may issue a Proposal Request to the Contractor which includes a detailed description of a proposed change with supplementary or revised Drawings and Specifications and a change in Contract Time for executing the change. The Contractor will prepare and submit an estimate within ten (10) days.

B. **Change Proposed by Contractor**: The Contractor may propose a change by submitting a request for change to the Professional, describing the proposed change and its full effect on the Work, with a statement describing the reason for the change, and the effect on the Contract Sum and Contract Time with full documentation and a statement describing the effect on Work by separate or other Contractors. Document any requested substitutions in accordance with Section 01 63 00 entitled *Substitutions and Product Options*.

C. **Contractor's Documentation**:
1. Maintain detailed records of Work completed on a time and material basis. Provide full information required for evaluation of proposed changes, and substantiate costs of changes in the Work.
2. Document each quotation for a change in cost or time with sufficient data allowing evaluation of the quotation.
3. On request, provide additional data to support computations:
   a. Quantities of products, labor, and equipment
   b. Taxes, insurance and bonds
   c. Overhead and profit
   d. Justification for any change in Contract Time
   e. Credit for deletions from Contract, similarly documented
4. Support each claim for additional costs, and for Work completed on a time and material basis, with additional information:
   a. Origin and date of claim
   b. Dates and times work was performed and by whom
   c. Time records and wage rates paid
   d. Invoices and receipts for products, equipment, and subcontracts, similarly documented.

D. **Construction Change Directive**: The Professional may issue a document, approved by the Owner, instructing the Contractor to proceed with a change in the Work, for subsequent inclusion in a Change Order. The document will describe changes in the Work, and will designate method of determining any change in Contract Sum or Contract Time. The change in Work will be promptly executed.

E. **Format**: The Professional will prepare five (5) originals of the Change Order using the AIA Form G701*Change Order Form*.

F. **Types of Change Orders**:
   1. **Stipulated Sum Change Order**: Based on Proposal Request and Contractor's fixed price quotation, or Contractor's request for a Change Order as approved by the Professional.
   2. **Unit Price Change Order**: For pre-determined unit prices and quantities, the Change Order will be executed on a fixed unit price basis. For unit costs or quantities of units of work which are not pre- determined, execute Work under a Construction Change Directive. Changes in Contract Sum or Contract Time will be computed as specified for Time and Material Change Order.
   3. **Time and Material Change Order**: Submit itemized account and supporting data after completion of change, within time limits indicated in the *Standard Form of Agreement Between the Owner and the Contractor*. The Professional will determine the change allowable in Contract Sum and Contract Time as provided in the Contract Documents. The Contractor shall maintain detailed records of Work accomplished on Time and Material basis and shall provide full information required for evaluation of proposed changes, and to substantiate costs for changes in the Work. For time to be considered as “rain days” see the requirements in *Section 01 31 00 Progress Schedules*, paragraph F.

G. **Execution of Change Order**: The Professional will issue Change Orders for signatures of parties as provided in the *Standard Form of Agreement Between the Owner and the Contractor*. Final execution of all Change Orders requires approval by the Owner.

H. **Correlation of Contractor Submittals**: The Contract shall promptly revise *Schedule of Values* and the *Application for Payment* forms to record each authorized Change Order as a separate line item and adjust the Contract Sum. Promptly revise progress schedules to reflect any change in Contract Time, revise sub-schedules to adjust time for other items of Work affected by the change and resubmit. Promptly enter changes in Project Record Documents.

END OF SECTION

SECTION 01 29 00

SCHEDULE OF VALUES

1.01 DESCRIPTION

A. **Scope**: Submit a *Schedule of Values* to the Professional at least ten (10) days prior to submitting the first Application for Payment. Upon the Professional's request, the Contractor will provide supportive data substantiating their correctness. Use *Schedule of Values* only as basis for Contractor's Application for Payment.

B. **Form of Submittal**: Submit Schedule of Values on AIA Document G703, or computer-generated form containing similar style, using Table of Contents of these Specifications as basis for format for listing costs of work for sections under Divisions 2-48. Identify each line item with number and title as listed in Table of Contents in these Specifications.

C. **Preparing Schedule of Values**:
1. Itemize separate line item cost for each of the following general cost items: Performance and Payment Bonds, field supervision and layout, temporary facilities and controls, mobilization and taxes.
2. Itemize separate line item cost for work required by each Section of these Specifications. Break down installed cost into labor and materials with overhead and profit.
3. For each line item which has installed value of more than $20,000, break down costs to list major products for operations under each item, rounding figures to nearest dollar. Make sum of total costs of all items listed in Schedule equal to total Contract sum.
4. If a value line item scope of work or material is determined not necessary and removed from the contract, then the Schedule of Values line item will be used as the real cost for that item.

D. **Preparing Schedule of Unit Material Values**:
1. Submit separate Schedule of unit prices for materials to be stored on which progress payments will be made. Make form of submittal parallel to Schedule of Values with each line item identified same as line item in Schedule of Values. Include in unit prices only: cost of material, delivery, unloading at site, and sales tax.
2. Make sure unit prices multiplied by quantities equal material cost of that item in Schedule of Values.

END OF SECTION

SECTION 01 31 00

PROGRESS SCHEDULES

1.01 DESCRIPTION

A. **Scope**: Provide projected construction schedules for entire work and revise periodically and at the request of the Architect. The following is a minimum requirement and other type schedules are acceptable with Owner's approval. This type of schedule is acceptable for any Project whose initial Contract award amount if **less than** one (1) million dollars ($1,000,000).

B. **Form of Schedules**: Prepare in form of horizontal bar chart.
1. Provide separate horizontal bar column for each trade or operation.
2. Place in order of the Table of Contents of Specifications.
3. Identify each column by major Specification section number.
4. Identify the first work day of each week by horizontal time scale.
5. Scale and space to allow for updating.

C. **Contents of Schedule**:
1. Provide complete sequence of construction by activity.
2. Indicate dates for beginning and completion of each stage of construction.
3. Identify work of separate floors, separate phases, or other logically grouped activities.
4. Show projected percentage of completion for each item of work as of first day of month.

D. **Updating**:
1. Show all changes occurring since previous submission of updated schedule.
2. Indicate progress of each activity and completion dates.

E. **Submittals**:
1. Submit initial schedules to the Professional within fifteen (15) days after date of Notice to Proceed.
2. Submit to Professional periodically updated schedules accurately depicting progress to first day of each month.
3. Submit two (2) copies, one (1) to be retained by the Professional and the other forwarded to the Owner.

F. **Rain Days:**
1. The General Contractor must keep a rain gauge at the job site and record any measurable rain that occurs to successfully submit for Rain Days. The Contractor can utilize official recordings from the National Weather Service if a nearby weather station is available (within 5 miles). The Contractor shall submit a Ray Days Log with every application for payment. This Log shall include the day and amount of rain received (in inches). If there are zero rain days during a period, the Contractor shall submit the Log with "zero" days listed.
2. The Contractor shall figure the following number of rain days for each month listed below in his schedule: January-7 days; February-6 days; March-7 days; April-5 days; May-6 days; June-6 days; July-9 days; August-7 days; September-6 days; October-4 days; November-5 days; December-7 days.
3. Request for rain days shall not be made unless the number of days per month amounting to 1/10" or more exceeds the number of days on the above chart.

4. Request for rain days shall not be made after the building is "dried in" (air/vapor barrier and/or waterproofing layers for roof and all walls installed per specifications) and conditions are such that work can continue unimpeded by inclement weather.

END OF SECTION

SECTION 01 33 00

SHOP DRAWINGS, PRODUCT DATA AND SAMPLES

1.01 DESCRIPTION

A. **Scope:** Submit to the Professional shop drawings, product data and samples required by Specification sections.

B. **Shop Drawings:** Original drawings prepared by Contractor, Subcontractor, Supplier, or Distributor which illustrate some portion of the Work; showing fabrication, layout, setting, or erection details.

1. Prepared by a qualified detailer.
2. Identify details by reference to sheet and detail numbers shown on Contract drawings.
3. Minimum sheet size: 8 1/2" x 11"

C. **Product Data**:

1. **Manufacturer's Standard Schematic Drawings**: Modify drawings to delete information which is not applicable to the Project. Supplement standard information to provide additional information applicable to the Project.
2. **Manufacturer's Catalog Sheets, Brochures, Diagrams, Schedules, Performance Charts, Illustrations and Other Standard Descriptive Data**: Clearly mark each copy to identify pertinent materials, products, or models. Show dimensions and clearances required. Show performance characteristics and capacities, wiring diagrams and controls.

D. **Samples**: Physical examples to illustrate materials, equipment or workmanship and to establish standard by which completed work is judged.

1. **Office Samples**: Of sufficient size and quantity to clearly illustrate functional characteristics of products or material with integrally related parts and attachment devices and full range of color samples. After review, samples remain the property of the Professional until completion of the construction project.

E. **Field Samples and Mock-ups**:

1. Erect on project site at location acceptable to Professional. Construct each sample, or mock-up, completely including work of all trades required in finished work.
2. The Superintendent shall get samples of all major materials at full size before ordering the remaining quantities of specified materials. If samples are not approved before the materials are delivered, then the Contractor will be responsible (for the additional time and cost) for replacing non-approved materials with materials that match the approved field sample or mock-up. The mock-up samples will be installed in the size and locations as called for in the drawings. Where mock-ups shown in drawings do not designate size, they shall be 4 ft by 4 by ft min or shall be approved by Architect for size and location. Most mock-up samples will be installed in place but a few will be installed on the ground outside the building for permanent comparison (exemplifying the quality of work expected) to installed work. Any mock-ups required by the specifications that are not shown in the drawings will still abide by the requirements of this Section.

F. **Contractor's Responsibilities**:

1. Review shop drawings, product data and samples prior to submission.
2. Verify field measurements, field construction criteria, catalog numbers and similar data.
3. Coordinate each submittal with requirements of work and of Contract Documents.
4. Contractor's responsibility for errors and omissions in submittals is not relieved by the

Professional's review of submittals.

5. Contractor's responsibility for deviations in submittals from requirements of Contract Documents is not relieved by Professional's review of submittals unless Professional gives written acceptance of specific deviations.
6. Notify Professional in writing at the time of submission of deviations in submittals from requirements of Contract Documents.
7. Begin no work requiring submittals until the return of submittals bearing Professional's stamp and initials, or signature indicating review.
8. After Professional's review, distribute copies.

G. **Submission Requirements**:

1. Schedule submission with ample time before dates reviewed submittals will be needed.
2. Preferred media for shop drawings and submittals is PDF format send via e-mail. If electronic submittals are not obtainable, then contractor shall send required number of copies (stated at the pre-construction meeting) on opaque bond paper.
3. Submit number of copies of shop drawings and product data which Contractor requires for distribution, plus one (1) copy to be retained by the Professional. Provide two (2) copies to be retained by the Professional for all submittals seeking a Civil, Structural, Mechanical or Electrical review.
4. Submit number of samples specified in each Specification section.
5. Accompany submittals with transmittal letter, in duplicate, containing date, Project title and number; Contractor's name and address; the number of each shop drawings, product data and samples submitted; notification of deviations from Contract Documents; and, other pertinent data.
6. Submittals shall include:
   a. Date and revision dates.
   b. Project title and number.
   c. The names of the Professional, Contractor, Supplier, Manufacturer and separate detailer, when pertinent.
   d. Identification of product, or material.
   e. Relation to adjacent structure, or materials.
   f. Field dimensions clearly identified as such.
   g. Specification section number.
   h. Applicable standards such as ASTM number, or federal specifications.
   i. A blank space (4" x 4") for the Professional's stamp.
   j. Identification of deviations from Contract Documents.
   k. Contractor's stamp, initialed or signed, certifying the review of submittal, verification of field measurements and compliance with Contract Documents.
7. All shop drawings and product submittals shall be provided as soon as possible to prevent dealing with discontinued products and delays in the project. Untimely submission will be considered mismanagement by the Contractor.

H. **Resubmission Requirements**:

1. **Shop Drawings**: Revise initial drawings, as required, and resubmit as specified for initial submittal. Indicate on the drawings any changes which have been made other than those required by the Professional.
2. **Product Data and Samples**: Submit new data and samples, as required, for initial submittal.

I. **Distribution of Submittals After Review**:
   1. Distribute copies of shop drawings and product data which carry Professional's stamp to Contractor's file, job site file, Subcontractor, Supplier and Fabricator.
   2. Distribute samples as directed.

J. **Professional's Duties:**
   1. Review submittals with reasonable promptness.
   2. Review for design concept of Project and information given in Contract Documents.
   3. Review of separate item does not constitute review of an assembly in which item functions.
   4. Affix stamp and initials, or signature, certifying the review of submittal.
   5. Return submittals to Contractor for distribution.

END OF SECTION

SECTION 01 35 00

ALTERNATES

1.01 DESCRIPTION

A. **Scope**: This section describes the changes to be made under each alternate.

B. **General**: The referenced Specification sections contain the pertinent requirements for materials and methods to achieve the work described herein. Coordinate related work and modify surrounding work, as required, to complete the Project under each alternate designated in the Contract.

1.02 DESCRIPTION OF ALTERNATES

A. Refer to Section 01 90 00 entitled *Division One Supplement* for Project specific description of project Alternates.

END OF SECTION

SECTION 01 41 00

PROJECT COORDINATION

1.01 DESCRIPTION

A. **Scope**: To set forth procedures, conditions and responsibility for coordination of the total project.

B. **Project Coordinator**: The General Contractor will designate one (1) individual as Project Coordinator or Superintendent, as referred to in the General Conditions. Prior to beginning the Work, the name and qualifications will be submitted, in writing, to the Professional. Upon the approval of the Professional and the Owner, the Project Coordinator will remain until the Project is completed and cannot be removed during construction without the written consent of the Owner and the Professional.

C. **Superintendent**:
1. The Superintendent will write down all instructions given by Professionals on site reviews and will send copies to the Owner and Architect within 4 working days.
2. The Superintendent shall be accompanied by the Architect during the review of the work at all times. If the Superintendent is not present with a note pad to make notes of issues, then the Architect will leave the job site.
3. The Superintendent must be at the job site at all times during the working day. It is understood that sometime the Superintendent must leave the job for various reasons. When this occurs, the Contractor shall notify the Architect. If the Superintendent must be away from the job site for more than an hour, than the Contractor shall supply a suitable temporary Superintendent to replace him during his absence.

1.02 DUTIES OF PROJECT COORDINATOR

A. **General**:
1. **Coordination**: Coordinate the work of all Subcontractors and Material Suppliers.
2. **Supervision**: Supervise the activities of every phase of work taking place on the Project.
3. **Mechanical/Electrical**: Take special care to coordinate and supervise the work of the plumbing, heating and cooling and electrical Subcontractors.
4. **Communication**: Establish lines of authority and communication at the job site.
5. **Location**: The Project Coordinator must be present on the job all of the time.
6. **Permits**: Assist in obtaining building and special permits required for construction.

B. **Interpretations of Contract Documents**:
1. **Consultation**: Consult with Architects and Engineers to obtain interpretations.
2. **Assistance**: Assist in resolution of any questions.
3. **Transmission**: Transmit written interpretations to concerned parties.

C. **Cessation of Work**: Stop all work not in accordance with the requirements of the Contract Documents.

D. **Division One**: Coordinate and assist in the preparation of all requirements of Division One and specifically as follows:

1. **Cutting and Patching**: Supervise and control all cutting and patching of other trades' work.
2. **Project Meetings**: Schedule and preside at all project meetings. The Contractor must provide complete and comprehensive meeting minutes within 4 working days of any project meetings.
3. **Construction Schedules**: Prepare and submit all construction schedules; supervise work to monitor compliance with schedules.
4. **Shop Drawings, Product Data and Samples**: Administer the processing of all submittals required by the Project Manual.
5. **Schedule of Values**: Assist in preparation and be knowledgeable of each entry in the Schedule of Values.
6. **Testing**: Coordinate all required testing.
7. **Temporary Facilities and Controls**: Allocate, maintain and monitor all temporary facilities.
8. **Substitutions and Product Options**: Administer the processing of all substitutions.
9. **Project Closeout**: Conduct final inspections and assist in collection and preparation of closeout documents.
10. **Cleaning**: Direct and execute a continuing cleaning program throughout construction, requiring each trade to dispose their own debris.
11. **Project Record Documents**: Maintain up-to-date project record documents. These documents are to be presented at all monthly project meetings for review by the Architect.
12. **Safety Measures**: Plan and enforce all safety requirements.

E. **Changes**: Recommend and assist in the preparation of requests to the Professional for any changes in the Contract.

F. **Application for Payment**: Assist in the preparation and be knowledgeable of each entry in the Application and Certificate for Payment.

1.03 SUBCONTRACTOR'S DUTIES

A. **General**: The Subcontractor is responsible for coordinating and supervising employees in the work to be accomplished under their part of the Contract.

B. **Schedules**: Conduct work to assure compliance with construction schedules.

C. **Suppliers**: Transmit all instructions to Material Suppliers.

D. **Cooperation**: Cooperate with the Project Coordinator and other Subcontractors.

1.04 OWNER-PURCHASED PRODUCTS

A. **General**: Cooperate, accept delivery, arrange storage and protect Owner-purchased products until installation, or final acceptance.

END OF SECTION

SECTION 01 42 00

ABBREVIATIONS AND STANDARDS

PART ONE - GENERAL

1.01 THE CONTRACT DOCUMENTS

A. **DRAWINGS**: The drawings are those enumerated in the list of drawings and identified in the agreement. The drawings, in many instances, are schematic and do not define exact locations of every part and piece of equipment. Items furnished may vary in dimension from the specific item called for in the Contract Documents. In such cases, determine exact position of each part by "on the job" measurements and drawings from equipment suppliers. Coordinate with other Work.

B. **SPECIFICATION SECTIONS**: Each section governs the complete work of the title, along with work related to the title, no matter where such work is shown on the drawings or mentioned in the specifications.

C. **SPECIFICATION FORM**: These specifications are of the abbreviated, simplified or streamlined type and include incomplete sentences. Omission of words or phrases such as "The contractor shall", "in conformity therewith", "shall be", "as noted on the drawings", "per the plans", "a", "the", and "all" are intentional. Omitted words or phrases shall be supplied by inference in the same manner as they are when a "note" occurs on the drawings.

D. **ARCHITECT'S AUTHORITY**: Wherever the words "equal", "approved equal", "approved", "satisfactory", "directed", "submitted", "inspected", "selected", or similar words or phrases are used, it shall be assumed that these are actions or opinions of the Architect. An example of such completed phrase is "approved by the Architect."

E. **APPLICABILITY OF WORK AND WORK RESTRICTIONS**: (Unless specifically noted otherwise) The Contractor shall perform all work shown, mentioned or inferred and shall comply with all work restrictions.

1.02 REFERENCE STANDARDS AND INDUSTRY SPECIFICATIONS

A. **MINIMUM SPECIFICATIONS**: Any material or operation specified by reference to published specifications of a manufacturer, a society, an association, a code, or other published standard, shall comply with requirements on the listed document which is current and has been officially published on date of receipt of bids. In cases of a conflict within the Contract Documents or between Contract Documents and Governing Codes the more stringent requirements shall govern.

B. **CERTIFICATION**: The Contractor, when requested, shall furnish an affidavit from the manufacturer certifying that materials and manufacturers products delivered to the job meet requirements specified. However, affidavit shall not relieve the Contractor for responsibility of compliance with any added requirements of Contract Documents.

END OF SECTION

SECTION 01 50 00

CONSTRUCTION FACILITIES AND TEMPORARY CONTROLS

1.01 DESCRIPTION

A. **Scope**: Work required under this section consists of all temporary construction facilities, services and related items to complete the work indicated on the drawings and described in the Project Manual. All requirements in this Section shall only be in effect if not specifically covered in Division 0. If requirements in this Section conflict with requirements in Division 0, then the requirements in Division 0 shall override the requirements in this Section.

B. **Standards**:
1. Conform to or exceed all temporary construction requirements stated in the current edition of the **International Building Code** [Chapter entitled *Safeguards During Construction*].
2. Refer to Article 10.1.1 in Section 00 70 00 entitled *General Conditions*.

C. **Materials**: All materials required by the Work of this section shall be as specified in the respective sections.

1.02 FACILITIES AND CONTROLS

A. **Access**: The Prime General Contractor shall provide an adequate access and/or roads to the site of the structure, if required for the prosecution of work; and, should also provide and maintain at least one (1) temporary, or permanent, access to each working elevation to be permanently occupied. If requested, the Architect will be provided keys to access the site after hours.

B. **Hoisting Facilities**: The Prime General Contractor shall be responsible for providing suitable capacity and hoisting facilities for all people and materials. The use of the hoisting facilities shall be by agreement of the Prime General Contractor and the individual Contractor.

C. **Field Office and Sheds**: always, the Prime General Contractor shall provide and maintain a weatherproof office with telephone, which may also be used by Subcontractors, the Owner and the Professional. Office location will be approved by the Owner. Each general and individual Contractor shall provide suitable watertight/dampproof sheds to house their construction materials.

D. **Sanitation Facilities**: The Prime General Contractor is responsible for furnishing adequate temporary toilet facilities on the job site.

E. **Drinking Water**: The Prime General Contractor shall provide always sanitary drinking water facilities for all workmen on the job including ice, when required, and paper cups, etc.

F. **Fire Protection**: The Prime General Contractor shall provide general temporary fire protection. Subcontractors will be responsible for their own.

G. **Storage**: The Prime General Contractor shall coordinate the allocation of storage areas to the various Subcontractors.

H. **Temporary Heat**: The Prime General Contractor shall provide heat, fuel and services, as necessary, to

protect all work from dampness and cold until final acceptance. If in the late stages of the construction, mechanical and electrical installations will permit, the mechanical and electrical facilities may be used to provide heat and ventilation. However, the Owner is saved harmless of any costs of operation or responsibility as to acceptance of mechanical and/or electrical installations.

I. **Temporary Utilities During Construction**: The Prime General Contractor shall make arrangements for and furnish all water, electricity (lighting and power) and other utilities necessary for construction purposes. Should temporary utilities for construction be tapped off existing (Owner supplied) utilities, then the prime general contractor should propose to the Owner and Architect how these utilities will be furnished. If the Owner's existing utilities must be used to provide these requirements, then a written agreement must be reached on how all utilities (water and electricity) will be furnished and the rates the Contractor will be charged. If the written agreement is not filed with the Owner, the Contractor waives all rights as to the rates charged. The Owner will then determine all utility rates and assess the charges before final payment is rendered.

J. **Permanent Utility Hook-up**:
Water: See Civil Drawings
Natural Gas: See Civil Drawings
Electricity: See Electrical Drawings

(Note: See Civil and Electrical Drawings for Utility Information and Contact Info if the information is not listed above; if info listed above is different from those listed in Civil and Electrical Drawings then default with info in drawings and call Architect for clarification).

K. **Project Sign**:
1. The requirements and layout for this sign are in *Section 01 90 00 Division One Supplement*.
2. No other signs shall be displayed on the job site without permission of the Professional. The display of sign advertisements is strictly prohibited.

END OF SECTION

SECTION 01 63 00

SUBSTITUTIONS AND PRODUCT OPTIONS

1.01 DESCRIPTION

A. **Scope**: To set forth the procedure and conditions for substitutions and to give the product options available to the Contractor.

1.02 PRODUCTS LIST

A. Within thirty (30) days after the Contract has been signed, the Contractor will submit to the Professional five (5) copies of a complete list of all products proposed for installation.
B. Tabulate the list by Specification sections.
C. For products specified under reference standards, include with listing of each product:
   1. Name and address of Manufacturer.
   2. Trade name.
   3. Model, or catalog designation.
   4. Manufacturer's data.
   5. Performance and test data.
   6. Reference standards.

1.03 CONTRACTOR'S OPTIONS

A. For products specified only by reference standards, select any product meeting product standards by any Manufacturer.

B. For products specified by naming a minimum of three (3) products or Manufacturers, select any product and Manufacturer named.

C. For product specified by naming one (1) or more products, but indicating the option of selecting equivalent products by stating "or equal" after specified product, Contractor must submit request, as required for substitution, for any product not specifically named.

D. For products specified by naming only one (1) product and Manufacturer, an equivalent product will always be accepted if it is equal in all respects. The Contractor must submit a request for substitution as set forth in this Section.

E. For products specified by naming only one (1) product and Manufacturer and stating no substitutions will be accepted, there is no option and no substitutions will be allowed. This option must have written approval by the Owner before bidding.

1.04 SUBSTITUTIONS

A. Professional will not consider requests for substitutions during bidding.

B. Within thirty (30) days after the Contract has been signed, the Professional will consider formal

requests from the Contractor for substitution of products in place of those specified. Submit five (5) copies of the request for substitutions. Include in the request:

1. Complete data substantiating compliance of proposed substitutions with Contract Documents.
2. For products:
   a. Product identification including Manufacturer's name and address.
   b. Manufacturer's literature: Product description, performance and test data and reference standards.
   c. Samples.
   d. Name and address of similar products on which product was used and date of installation.
3. For construction methods:
   a. Detailed description of proposed method.
   b. Drawings illustrating methods.
4. Itemized comparison of proposed substitutions with product or method specified.
5. Data relating to changes in construction schedule.
6. Accurate cost data on proposed substitution in comparison with product or method specified.

C. In making request for substitution, Contractor represents:
   1. Proposed product, or method, has been investigated and determined that it is equal or superior in all respects to that specified.
   2. The same guarantee will be provided for substitutions as for product or method specified.
   3. Installation of accepted substitutions will be coordinated into the Work, making such changes required of work to be complete in all respects.
   4. All claims for additional costs related to substitution which consequently become apparent will be waived.
   5. Cost data is complete and includes all related costs under the Contract.

D. Substitutions will not be considered if:
   1. Indicated, or implied, on shop drawings or product data submittals without formal request submitted in accordance with this Section.
   2. Acceptance will require substantial revision of Contract Documents.
   3. In the Professional's judgment, the product, or material, is not equal.
   4. The Contractor does not submit as required in paragraph “B” above.

END OF SECTION

SECTION 01 65 00

STARTING OF SYSTEMS

1.01 GENERAL

A. **Scope**: This Section describes the procedures for startup of all building equipment and systems including necessary demonstration and instructions.

1.02 STARTING SYSTEMS

A. Coordinate Schedule for start-up of various equipment and systems.

B. Notify Professional and Owner seven (7) days prior to start-up of each system.

C. Verify each piece of equipment or system has been checked for proper lubrication, drive rotation, belt tension, control sequence, or other conditions which may cause damage.

D. Verify that tests, meter readings and specified electrical characteristics agree with those required by the equipment or system manufacturer.

E. Verify wiring and support components for equipment are complete and tested.

F. Execute start-up under supervision of responsible Contractors' personnel in accordance with manufacturers' instructions.

G. When specified in individual specification Sections, require Manufacturer to provide authorized representative to be present at site to inspect, check and approve equipment or system installation prior to start-up, and to supervise placing equipment or system in operation.

H. Submit a written report that equipment or system has been properly installed and is functioning correctly.

1.03 DEMONSTRATION AND INSTRUCTIONS

A. Demonstrate operation and maintenance of Products to Owner's personnel prior to date of Substantial Completion.

B. Utilize operation and maintenance manuals as basis for instruction. Review contents of manual with Owner's personnel in detail to explain all aspects of operation and maintenance.

C. Demonstrate start-up, operation, control, adjustment, trouble-shooting, servicing, maintenance, and shutdown of each item of equipment at agreed-upon times, at designated location.

D. Prepare and insert additional data in operations and maintenance manuals when need for additional data becomes apparent during instruction.

E. Owner Training by the Equipment Manufacturer may be done during NON-BUSINESS HOURS; Manufacturer shall include pricing for overtime pay in the bid associated with training sessions that occur after 5pm, before 8am or during weekends to accommodate the Owner's scheduling.

END OF SECTION

SECTION 01 73 00

CUTTING AND PATCHING

1.01 GENERAL DESCRIPTION

A. **Scope**: To set forth broad, general conditions covering cutting and patching that applies to everyone and everything on the job.

B. Execute cutting including excavating, fitting, or patching of work required to:
1. Make several parts fit properly.
2. Uncover work to provide for installation of ill-timed work.
3. Remove and replace defective work.
4. Remove and replace work not conforming to Contract requirements.
5. Install specified work in existing construction.

C. In addition to Contract requirements, upon Professional's written instructions:
1. Uncover work for observation of covered work.
2. Remove samples of installed materials for testing.
3. Remove work to provide alteration of existing work.

D. Do not cut or alter work of another Contractor without permission.

E. **Payment of Costs**: Costs caused by ill-timed, or defective work or work not conforming to Contract Documents will be borne by party responsible for ill-timed, defective work, or non-conforming work.

1.02 MATERIALS/PRODUCTS

A. **Materials for Replacement or Work Removed**: Comply with Specifications for type of work to be accomplished.

1.03 EXECUTION

A. **Inspection**: Inspect existing conditions of work, including elements subject to movement, or damage during cutting and patching.

B. **Preparation Prior to Cutting**: Provide shoring, bracing and support, as required, to maintain structural integrity of the building. Provide protection for other portions of work and protection from the elements.

C. **Performance**:
1. Execute cutting and demolition by methods which prevent damage to other work and will provide surfaces to receive installation of repairs and new work.
2. Execute excavating and backfilling by methods which prevent damage to other work and prevent settlement.
3. Restore work which has been cut or removed; install new products to provide completed work in accordance with requirements of Contract Documents.

4. Refinish entire surfaces, as necessary, to provide an even finish. Refinish continuous surfaces to the nearest intersection and assemblies entirely.

END OF SECTION

SECTION 01 74 00

CLEANING

1.01 DESCRIPTION

A. **Scope**: Maintain premises and adjacent public properties from accumulations of waste, debris and rubbish caused by operations. At completion of work, remove waste materials, rubbish, tools, equipment, machinery and surplus materials and clean all sight-exposed surfaces; leave Project clean and ready for occupancy.

1.02 PRODUCTS

A. **Materials**: Use only cleaning materials recommended by Manufacturer of surface to be cleaned. Use cleaning materials only on surfaces recommended by the cleaning materials Manufacturer.

1.03 EXECUTION

A. **During Construction**: Execute cleaning to insure that building, grounds and adjacent public properties are maintained free from accumulations of waste materials and rubbish. The Contractor shall wet down dry materials and rubbish to lay dust and prevent blowing dust. At reasonable intervals during progress of work, the Contractor shall clean site and adjacent public properties and dispose of waste materials, debris and rubbish. Remove waste materials, debris and rubbish from site and legally dispose of at public or private dumping areas off Owner's property. Vacuum clean interior building areas when ready to receive finish painting and continue vacuum cleaning on an as-needed basis until building is ready for substantial completion or occupancy. Handle materials in a controlled manner with as few handlings as possible; do not drop or throw materials from heights. The Contractor shall schedule cleaning operations so that dust or other contaminants resulting from cleaning process will not fall on wet or newly painted surfaces.

B. **Final Cleaning**: Employ experienced workmen, or professional cleaners, for final cleaning. In preparation for substantial completion or occupancy, conduct final inspection of sight-exposed interior and exterior surfaces and concealed spaces. Remove grease, dust, dirt, stains, labels, fingerprints and other foreign materials from sight- exposed finishes. Repair, patch and touch up marred surfaces to specified finish to match adjacent surfaces. Broom clean paved surfaces; rake clean other surfaces of grounds. Replace air conditioning filters, if units were operated during construction. Clean ducts, blowers and coils if air conditioning units were operated without filters during construction. Maintain cleaning until Project, or respective portions thereof, is occupied by Owner.

END OF SECTION

SECTION 01 75 00

PROJECT RECORD DOCUMENTS

1.01 DESCRIPTION

A. **Scope**: To set forth the procedure and requirements for keeping project record documents.

B. **Maintenance Documents**:
1. Maintain one (1) copy of all the following: Contract drawings, Project Manual, Addenda, Change Order(s), reviewed shop drawings, reviewed submittals, hardware schedules, filed and laboratory test records, equipment brochures, parts list, operating instructions and other modifications to the Contract.
2. Store documents apart from documents used for construction.
3. Maintain documents in clean, dry, legible condition. Do not use record documents for construction purposes.
4. Make documents available, always, for inspection by the Professional and the Owner.

C. **Recording**:
1. **General**: Mark all modifications in red pencil. Keep record documents current. Do not permanently conceal any work until required information has been recorded.
2. **Contract Drawings**: Legibly mark to record actual construction.
   a. Horizontal and vertical location of underground utilities and appurtenances referenced to permanent surface improvements.
   b. Location of internal utilities and appurtenances concealed in construction referenced to visible and accessible features of structure.
   c. Field changes in dimension and detail.
   d. Changes made by change order(s) or field order(s).
   e. <u>All Subcontractors shall assist the General Contractor in providing the project record documents. This will assist the Owner in maintenance as well as future modifications to the building and site.</u>
3. **Project Manual and Addenda**: Legibly mark up each section to record Manufacturer, trade name, catalog number and Supplier of each product and item of equipment installed.
4. **Shop Drawings**: Maintain as record documents. Legibly mark drawings to record changes made after review.
5. <u>**Project Record Drawings in CAD Format**: When required, Contractor is to make project record changes on Architect provided CAD drawings as well. These changes will reflect construction and building systems and shall be as accurate as possible.</u>

D. <u>**Equipment Training:** All training required by the Mechanical, Electrical, etc. specifications of regarding operations of equipment shall be digital video recorded digitally by the General Contractor and distributed to the Owner (via close-out documents), Architect and Engineers.</u>

E. **Submittal**: At completion of Project, deliver two (2) copies of each record document to the Professional, who will transmit both sets to the Owner. The Contractor shall clearly itemize all Project Record Documents on his transmittal.

END OF SECTION

SECTION 01 77 00

CONTRACT CLOSEOUT

1.01 DESCRIPTION

A. **Scope**: The work required in this Section consists of the final inspections and the submission of all closeout documents and related items to complete the Work indicated on the Drawings and described in the Project Manual. Note that Final Inspection assumes all requirements of Substantial Completion have been met (see *Substantial Completion* in the *A201 Contract General Conditions*).

1.02 FINAL INSPECTIONS

A. **Professional's Inspection**: The Contractor shall make written request for a final inspection to the Professional; notice to be given ten (10) days prior to the inspection. A list of any deficiencies, compiled by the Professional, will be corrected by the Contractor. If, in the Professional's judgment, the Project is not ready for a final inspection, the Professional may schedule another inspection.

1. If the Contractor’s list contains an unreasonable number of items (deemed by the Architect), the Architect will not visit the site for Final Inspection until most of these corrections have been made.

B. **Owner's Inspection**: After the Professional has ascertained the Project to be ready; an Owner's inspection will be scheduled within ten (10) days thereafter. The Contractor will have ten (10) days after the Owner's acceptance to make any corrections of punch list items and to submit closeout documents.

C. **Correction of Work Before Final Payment**: The Contractor shall promptly remove from the Owner's premises all materials condemned for failure to conform to the Contract, whether incorporated in the Work or not, and the Contractor shall, at his own expense, replace such condemned materials with those conforming to the requirements of the Contract. Failure to remedy such defects after ten (10) days written notice will allow the Owner to make good such defects and such costs shall be deducted from the balance due the Contractor, or charged to the Contractor in the event no payment is due.

D. **Training:** The Contractor shall coordinate with the Owner all training required by the Specifications. The Contractor will video (at the Contractor’s expense) all sessions and provide two (2) copies to the Owner and one (1) to the Architect as part of the Contract Closeout.

1.03 CLOSEOUT DOCUMENTS

Unless otherwise notified, the Contractor shall submit to the Owner through the Professional, three (3) copies of the following before final payment is made:

A. **Request for Final Payment**: AIA Document G702, current edition, completed in full or a computer-generated form having similar data.

B. **Consent of Surety Company to Final Payment**: AIA Document G707, current edition, completed in full by the Bonding company.

C. **Power of Attorney**: Closeout documents should be accompanied by an appropriate Power of Attorney.

D. **Release of Liens and Certification that All Bills Have Been Paid**: AIA Document G706A, current edition, completed in full or a sworn statement and affidavit from the Contractor to the Owner stating that all bills for this job have been paid and that the Owner is released from all claims and/or damages.

E. **Contractor's Affidavit of Payment of Debts and Claims**: AIA Document G706, current edition, completed in full.

F. **Guarantee of Work**: Sworn statement that all work is guaranteed against defects in materials and workmanship for one (1) year from date of Owner's acceptance, except where specified for longer periods.
   1. Word the Guarantee as follows:
      We hereby guarantee all work performed by us on the above captioned Project to be free from defective materials and workmanship for a period of one (1) year or such longer period as may be called for in the Contract Documents for such portions of the Work. Note: The Contractor shall not modify or add additional clauses or amendments to this statement.
   2. All guarantees and warranties shall be obtained in the Owner's name.
   3. Within the Guaranty period, if repairs or changes are requested in connection with guaranteed work which, in the opinion of the Owner, are rendered necessary as a result of the use of materials, equipment or workmanship which are inferior, defective or not in accordance with the terms of the Contract, the Contractor shall promptly, upon receipt of notice from and without expense to the Owner, place in satisfactory condition building, site, equipment or contents thereof. The Contractor shall make good any work, materials, equipment or contents of said buildings or site which may be disturbed by fulfilling any such Guaranty.
   4. If, after notice, the Contractor fails to proceed promptly to comply with the terms of the Guaranty, the Owner may have the defects corrected and the Contractor and his Sureties shall be liable for all expense incurred.
   5. All special guarantees applicable to definite parts of the work stipulated in the Project Manual or other documents forming part of the Contract shall be subject to the terms of this paragraph during the first year of the life of such special guaranty.

G. **Project Record Document**: Furnish all other record documents as set forth in Section 01 75 00 entitled *Project Record Documents*.

H. **Additional Documents Specified Within the Project Manual**: Provide all additional certificates, warranties, guarantees, bonds or documents as called for in the individual sections of the Project Manual. The Contractor is responsible for examining the Project Manual for these requirements.

END OF SECTION

SECTION 01 90 00

DIVISION ONE SUPPLEMENT

PART 1 - SUMMARY OF WORK SUPPLEMENT

1.01 WORK SEQUENCE

A. Owner will NOT occupy the building during construction.

B. Construct work in stages as follows:
   1. N/A.

PART 2 - ALLOWANCE SUPPLEMENT

2.01 SCHEDULE OF ALLOWANCES – N/A

PART 3 - ALTERNATE SUPPLEMENT

3.01 DESCRIPTION OF ALTERNATES – N/A

PART 4 – PROJECT SIGN SUPPLEMENT

4.01 **Project Sign Requirements**: The Prime General Contractor shall erect on adequate supports and maintain one (1) neatly constructed and painted 3/4" thick plywood sign approximately eight (8) feet by eight (8) feet. The project sign will consist of a large printed image of the building provided by the Architect. The Architect will also provide colors, lettering, logos, layout and location for the project sign.

END OF SECTION

SECTION 01 94 00

ADDENDA

1.01 ADDENDA

Any Addendum issued on this Project will be included in Section 01 94 00 and become a part of the *Standard Form of Agreement Between the Owner and the Contractor*.

END OF SECTION

SECTION 01 95 00

ARCHITECT'S SPECIAL CONDITIONS

PART ONE - GENERAL

1.01 OWNERSHIP OF DRAWING AND SPECIFICATIONS

A. The drawings and specifications and copies thereof furnished by the Architect are his property. All such copies shall be returned to the office of the Architect and shall not be used on any other work. The drawings and specifications are instruments of the Architectural Service rendered.

1.02 VERIFICATION OF DIMENSIONS

A. Before ordering any materials or doing any work, each Contractor shall verify the dimensions and shall be responsible for the accuracy of such dimensions as they affect the work. No extra compensation will be allowed because differences between the dimensions shown on the drawings and actual dimensions.

1.03 PLANS AND SPECIFICATIONS

A. The specifications and the drawings are intended to agree with each other, and to be mutually explanatory. They are also intended to be complementary and any work or materials called for by either shall be performed and/or furnished as if called for by both.

B. RELATION OF PLANS AND SPECIFICATIONS:
1. The Architect shall be notified of any discrepancies in the documents.
2. To be equal authority and priority, should they disagree in themselves, or with each other, **bids shall be based on the most expensive combination of quality and quantity of work indicated**. The appropriate Work, in the event of the above-mentioned disagreement shall be determined by the Architect.
3. Written dimensions take precedence over scale measurements.
4. Large scale details take precedence over smaller scale details.
5. Architectural Drawings take precedence regarding dimensions, when in conflict with Mechanical and Structural Drawings, except for the size of structural members.
6. Specifically, titled drawings and sections of the specifications take precedence over indication of the item in a collateral way.
7. Existing conditions take precedence over Drawings and Specifications for dimensions.

1.04 FIRES AND TRASH DISPOSAL

A. No open fires shall be permitted. Trash and construction debris shall be removed from the site and properly disposed of by the Contractor.

1.05 COLOR SCHEDULES

A. Color schedules will be prepared by the Architect after the Contractor has furnished all necessary submittals, samples, and color chips from the actual suppliers and subcontractors. Delivery of these materials to the Architect shall occur within 30 days after the Notice to Proceed.

1.06 WORKMANSHIP

A. All work as described or required shall be executed in a neat, skillful manner, in accordance with the best recognized trade practice. Only competent workmen (including the superintendent) who work and perform their duties satisfactorily shall be employed on the project, and when requested by the Architect, the Contractor shall discharge and shall not re-employ on the project any person who commits trespass or who is, in the opinion of the Architect, dangerous, disorderly, insubordinate, incompetent, or otherwise objectionable. Poor or expedient workmanship and substandard materials will not be tolerated. Craftsmen and subcontractors hired for this Project are expected to be of extraordinary quality who takes pride in their work.

1.07 CERTIFIED DRUG FREE WORKPLACE CERTIFICATION

A. The General Contractor and all Subcontractors shall be enrolled in a certified drug free workplace program that provides periodic and random drug testing to all of employees.

B. Proof of enrollment in a certified drug free workplace program must be submitted within 10 days after the bid opening.

1.08 SAFETY PROGRAM

A. The General Contractor and all Subcontractors shall be enrolled in a certified safety program.

B. Proof of enrollment in a certified safety program must be submitted within 10 days after the bid opening.

1.09 JOB SITE BEHAVIOR

A. The job site shall be maintained as a clean, safe and healthy work environment:
   a. Drug, alcohol, and tobacco use is strictly prohibited.
   b. Foul language and behavior is strictly prohibited.
   c. Workers shall remain fully clad always, including but not limited shirts and shoes.
   d. <u>All workers shall wear identification of their employment affiliation either on their shirts or hard hats always. This includes all general contractors and subcontractors.</u>

1.10 NON-COMPLIANCE WITH CONTRACT DOCUMENTS

A. The Architect will charge to the Contractor the rates specified in *Section 01 95 00 Architect's Special Conditions* for any time spent by the Architect or his Consultants pertaining to the Contractor's inability (purposeful or accidental) to perform the requirements of the Contract Documents.

B. Compensation to the Architect shall occur in the following instances:
   1. <u>Project Extends Beyond Contract Time</u>: Except for approved rain days and official time extensions to the Contract Time by Change Order, the Architect shall charge (hourly) for any service provided starting on the date that the Contract Time expires and finishing on the date of Final Completion as defined in the Contract Documents.
   2. <u>Repeating Information Unnecessarily</u>: The General Contractor does not write down instructions or answers from the Architect during on-site visits causing the Architect to repeat the same instructions or answers on a separate occurrence.

3. Reviewing Documents Excessively: The Architect reviews any of the following documents more than twice without approval due the Contractor's inability to accurately represent current conditions or comply with the Contract Documents:
   a. Application for Payments
   b. Schedule of Values
   c. Change Orders
   d. Rejected Submittals: Submittals that do not comply with the Contract Documents
   e. Revised Submittals: Submittals revised more than twice and requiring additional reviews for approval.
4. Value Engineering (VE): The Architect will charge hourly for all time spent in the VE process. *Section 01 27 50 Value Engineering* requires the involvement of the Architect in the VE process. If this process takes place without the required involvement of the Architect, the Architect will charge for all time required to assist in making the Contract Documents conform with the VE results; this process could require many more additional hours than would occur if the Architect was involved in the VE process.
5. Unnecessary Trips: All trips made to the job site to review materials, mock-ups, samples or work that do not conform with the requirements of the Contract Documents because of the Contractor not following the rules of "Repeating Information Unnecessarily" above.
6. Stored Materials Review (Off-Site): Time and travel expenses for the review of materials stored off-site located greater than 10 miles from the project site or Architect's home office.
7. Additional Substantial and Final Completion Inspections: All additional trips made to the job site with intentions of performing a Substantial Completion review or Final Completion inspections beyond the one trip for each event provided in the Contract Documents in *Section 01 77 00 Contract Closeout*.

C. Rates charged for the services listed in the "Compensation to the Architect" section above are determined by the Architect's current rate schedule attached following this Section:

END OF SECTION

SECTION 02 41 00
BUILDING AND STRUCTURE DEMOLITION

PART 1 GENERAL

1.01 SECTION INCLUDES

A. Building demolition excluding removal of hazardous materials and toxic substances.

B. Selective demolition of built site elements.

C. Selective demolition of building elements for alteration purposes.

D. Abandonment and removal of existing utilities and utility structures.

E. Schedule of on-site items to be salvaged for the Owner to take possession or to be salvaged for reuse and reinstallation in this project.

1.02 RELATED REQUIREMENTS

A. Section 01 50 00 - Temporary Facilities and Controls: Site fences, security, protective barriers, and waste removal.

B. Section 02 82 00 - Hazardous Materials Remediation: Other hazardous material remediation.

1.03 REFERENCE STANDARDS

A. 29 CFR 1926 - U.S. Occupational Safety and Health Standards; current edition.

B. NFPA 241 - Standard for Safeguarding Construction, Alteration, and Demolition Operations; 2013.

1.04 SUBMITTALS

A. See Section 01 30 00 - Administrative Requirements, for submittal procedures.

B. Site Plan: Showing:
   1. Vegetation to be protected.
   2. Areas for temporary construction and field offices.
   3. Areas for temporary and permanent placement of removed materials.

C. Demolition Plan: Submit demolition plan as specified by OSHA and local authorities.
   1. Indicate extent of demolition, removal sequence, bracing and shoring, and location and construction of barricades and fences.
   2. Identify demolition firm and submit qualifications.
   3. Include a summary of safety procedures.

D. Project Record Documents: Accurately record actual locations of capped and active utilities and subsurface construction.

1.05 QUALITY ASSURANCE

A. Demolition Firm Qualifications: Company specializing in the type of work required.

PART 2 PRODUCTS

2.01 MATERIALS

PART 3 EXECUTION

3.01 SCOPE

A. Remove all buildings or portions thereof designated to be demolished as indicated in the Drawings.

B. Remove paving and curbs as required to accomplish new work as indicated in the drawings.

C. Within area of new construction, completely remove all existing (found) foundation walls and footings to the extent that they must be removed not to compromise new structural foundations shown for new construction. All foundation elements planned (or decided) to remain are to be documented and reported the structural engineer for approval first. The structural engineer has

the final approval of any existing foundation components to remain with in the new construction area.

D. Remove fences and gates only when shown to be demolished.

E. Remove other items indicated, for salvage, relocation, and recycling.

F. Fill excavations, open pits, and holes in ground areas generated as result of removals, using specified fill; compact fill as specified in sections 31 23 00 and 31 23 18.

3.02 GENERAL PROCEDURES AND PROJECT CONDITIONS

A. Comply with applicable codes and regulations for demolition operations and safety of adjacent structures and the public (where applicable).
   1. Obtain required permits.
   2. Use of explosives is not permitted.
   3. Take precautions to prevent catastrophic or uncontrolled collapse of structures to be removed; do not allow worker or public access within range of potential collapse of unstable structures.
   4. Provide, erect, and maintain temporary barriers and security devices.
   5. Use physical barriers to prevent access to areas that could be hazardous to workers or the public.
   6. Conduct operations to minimize effects on and interference with adjacent structures and occupants.
   7. Do not close or obstruct roadways or sidewalks without permit.
   8. Conduct operations to minimize obstruction of public and private entrances and exits; do not obstruct required exits at any time; protect persons using entrances and exits from removal operations.
   9. Obtain written permission from owners of adjacent properties when demolition equipment will traverse, infringe upon or limit access to their property.

B. Do not begin demolition until receipt of notification to proceed from City of Hattiesburg .

C. Do not begin demolition until built elements to be salvaged or relocated have been removed.

D. Do not begin demolition until vegetation to be relocated has been removed and specified measures have been taken to protect vegetation to remain.

E. Protect existing structures and other elements that are not to be removed.
   1. Provide bracing and shoring.
   2. Prevent movement or settlement of adjacent structures.
   3. Stop work immediately if adjacent structures appear to be in danger.

F. Minimize production of dust due to demolition operations; do not use water if that will result in ice, flooding, sedimentation of public waterways or storm sewers, or other pollution.

G. If hazardous materials are discovered during removal operations, stop work and notify Albert & McClesky Associates Architects and City of Hattiesburg; hazardous materials include regulated asbestos containing materials, lead, PCB's, and mercury.

H. Perform demolition in a manner that maximizes salvage and recycling of materials.
   1. Dismantle existing construction and separate materials.
   2. Set aside reusable, recyclable, and salvageable materials; store and deliver to collection point or point of reuse.

I. Partial Removal of Paving and Curbs: Neatly saw cut at right angle to surface.

3.03 EXISTING UTILITIES

A. Coordinate work with utility companies; notify before starting work and comply with their requirements; obtain required permits.

B. Protect existing utilities to remain from damage.

C. Do not disrupt public utilities without permit from authority having jurisdiction.

D. Do not close, shut off, or disrupt existing life safety systems that are in use without at least 7 days prior written notification to City of Hattiesburg.

E. Do not close, shut off, or disrupt existing utility branches or take-offs that are in use without at least 3 days prior written notification to City of Hattiesburg.

F. Locate and mark utilities to remain; mark using highly visible tags or flags, with identification of utility type; protect from damage due to subsequent construction, using substantial barricades if necessary.

G. Remove exposed piping, valves, meters, equipment, supports, and foundations of disconnected and abandoned utilities.

H. Prepare building demolition areas by disconnecting and capping utilities outside the demolition zone; identify and mark utilities to be subsequently reconnected, in same manner as other utilities to remain.

3.04 SELECTIVE DEMOLITION FOR ALTERATIONS

A. Drawings showing existing construction and utilities are based on casual field observation and existing record documents only.
   1. Verify that construction and utility arrangements are as indicated.
   2. Report discrepancies to Albert & McClesky Associates Architects before disturbing existing installation.
   3. Beginning of demolition work constitutes acceptance of existing conditions that would be apparent upon examination prior to starting demolition.

B. Separate areas in which demolition is being conducted from other areas that are still occupied.
   1. The Contractor shall maintain a temporary second Means of Egress throughout the entirety of the project, contructed in accordance with OSHA standards. It shall extend from the portion of the building being occupied directly to the exterior of the building.
   2. Provide dust proof and sound retardant partitions as required to separate occupied and non-occupied areas.

C. Maintain weatherproof exterior building enclosure except for interruptions required for replacement or modifications; take care to prevent water and humidity damage.

D. Remove existing work as indicated and as required to accomplish new work.
   1. Remove items indicated on drawings.

E. Services (Including but not limited to HVAC, Plumbing, Fire Protection, Electrical, and Telecommunications): Remove existing systems and equipment as indicated.
   1. Maintain existing active systems that are to remain in operation; maintain access to equipment and operational components.
   2. Where existing active systems serve occupied facilities but are to be replaced with new services, maintain existing systems in service until new systems are complete and ready for service.
   3. Verify that abandoned services serve only abandoned facilities before removal.
   4. Remove abandoned pipe, ducts, conduits, and equipment, including those above accessible ceilings; remove back to source of supply where possible, otherwise cap stub and tag with identification.

F. Protect existing work to remain.
   1. Prevent movement of structure; provide shoring and bracing if necessary.
   2. Perform cutting to accomplish removals neatly and as specified for cutting new work.
   3. Repair adjacent construction and finishes damaged during removal work.
   4. Patch as specified for patching new work.

3.05 DEBRIS AND WASTE REMOVAL

A. Remove debris, junk, and trash from site.

B. Leave site in clean condition, ready for subsequent work.

C. Clean up spillage and wind-blown debris from public and private lands.

END OF SECTION

SECTION 02 82 00

HAZARDOUS MATERIALS REMEDIATION

PART ONE GENERAL

1.01 CONTRACTOR REQUIREMENTS

A. The Contractor shall be licensed by the State of Mississippi as an asbestos abatement contractor and a lead paint abatement contractor.

B. The Contractor must be covered with general liability insurance including:
   1. Workmen's Compensation
   2. Public Liability
   3. Property Damage
   4. Fire and extended coverage.

C. The Contractor shall submit documentation that the insurance carrier is aware that this project involves the removal of asbestos, lead paint containing materials and pigeon droppings.

1.02 DESCRIPTION

A. The Hazardous Materials are identified in the Hazardous Materials Assessment that is provided by the City of Hattiesburg and included in the Contract Documents for reference.

Items containing lead paint may or may not be removed from the building according to the drawings. The Mississippi Department of Environmental Quality does not monitor lead paint abatement activities within this building type (MDEQ only monitors facilities primarily occupied by children and residential type buildings). Where items containing lead paint are to be abated, the Contractor shall abide by safety guidelines indicated within this specification. Where items containing lead paint are to be stripped or repainted, the Contractor shall utilize OSHA procedures to ensure the safety of all workers from contamination.

B. Applicable Standards and Guidelines:
   1. General Requirements
      a. All work under this Contract shall be done in strict accordance with all applicable Federal, State and Local regulations, standards and codes governing asbestos and lead paint abatement and any other trade work done in conjunction with the abatement.
      b. The most recent edition of any relevant regulation, standard, document or code shall be in effect. Where conflict among the requirements or with these specifications exists, the most stringent requirements shall be utilized.
      c. Copies of all standards, regulations, codes and other applicable documents, including this specification shall be available at the worksite.
   2. Specific requirements
      a. Title 29 Code of Federal Regulations Section 1910.1001 - General Industry Standard for Asbestos.
      b. Title 29 Code of Federal Regulations Section 1910.134 - General Industry Standard for Respiratory Protection.
      c. Title 29 Code of Federal Regulations Section 1926 - Construction Industry.
      d. Title 29 Code of Federal Regulations Section 1910.2 - Access to Employee Exposure and Medical Records.
      e. Title 29 Code of Federal Regulations Section 1910.1200 - Hazard Communication

3. Environmental Protection Agency (EPA)
   a. Title 40 Code of Federal Regulations Section 61 Subparts A and M (Revised Subpart B) - National Emission Standard for Asbestos
   b. Title 40 Code of Federal Regulations Section 763 Subpart G - Asbestos Hazard Emergency Response Act

C. These specifications and any applicable drawings in their entirety are to be a part of any subcontract let by the prime Contractor on this project. The prime Contractor will be held responsible for the whole actions by any of his subcontractors or their employees. All sections and provisions of this specification and any drawings that are a part of this specification are to be adhered to by any subcontractor on this project. The prime Contractor will be responsible for supervising his subcontractors.

1.03 SUBMITTALS AND NOTICES

A. Contractor shall:
   1. Prior to Commencement of Work:
      a. The Contractor will send notification in accordance with 40 CFR Part 61.146 of Subpart M, to the appropriate State or Federal air pollution control agency responsible for the enforcement of the National Emission Standard for Asbestos at least ten (10) days prior to the commencement of any on-site project activity. Provide Owner with a copy of the notice.
      b. Submit proof satisfactory to the Owner that required permits, site location and arrangements for transport and disposal of asbestos containing waste materials have been made. Obtain and submit a copy of handling procedures and list of protective equipment utilized for asbestos disposal at the landfill, signed by the landfill Owner.
      c. Submit documentation satisfactory to the Owner that the Contractor's employees, including foreman, supervisors and any other company personnel or agents who may be exposed to airborne asbestos fibers or who may be responsible for any aspects of abatement activities, have received the appropriate licensure from the Mississippi Department of Environmental Quality.
      d. Document NIOSH approval for all respiratory protective devices utilized on-site. Include manufacturer certification of HEPA filtration capabilities for all cartridges and filters.
   2. During Abatement Activities
      a. Submit weekly job progress reports detailing abatement activities. Include review of progress with respect to previously established milestones and schedules, major problems and action taken, injury reports, equipment breakdown and bulk material and air sampling results conducted by Contractor's Air Sampling Professional.
      b. Submit copies of all transport manifests, trip tickets and disposal receipts for all asbestos waste materials removed from the work area during the abatement process.
      c. Submit daily, copies of worksite entry logbooks with information on worker and visitor access.
      d. Submit logs documenting filter changes on respirators, HEPA vacuum, negative pressure ventilation units, and other engineering controls.
      e. Submit results of bulk material analysis and air sampling data collected during the course of the abatement including OSHA compliance air monitoring results.
      f. Post in the clean room area of the worker decontamination enclosure a list containing the names, addresses, and telephone numbers of the Contractor, the Owner, the Asbestos Project Officer, the General Superintendent, the Air Sampling Professionals, the testing laboratory and any other personnel who may be required to assist during abatement activities.
      g. The Contractor will maintain "ON SITE" and available for inspection at any time by authorized persons: The COPIES of all Accreditation Certificates for each and every person working on this Project, for which accreditation is required.

B. Owner Shall:
   1. Prior to Commencement of Work:
      a. Submit to the Contractor, results of pre-abatement air sampling (if conducted) including location of samples, names of the Air Sampling Professional, equipment utilized and method of analysis.
      b. Provide to the Contractor information concerning access, shutdown and protection requirements of certain equipment and systems in the work area.
   2. During Abatement:
      a. Submit to the Contractor, results of bulk material analysis and air sampling data collected during the course of the abatement. These sample results are for information only. They serve only to monitor Contractor performance during the project and shall not release the Contractor from any responsibility to sample for OSHA compliance.

1.04 SITE SECURITY

A. The work area is to be restricted only to authorized, trained and protected personnel. These may include the Contractor's employees, employees of Subcontractors, Owner employees and representatives, State and Local inspectors and any other designated individuals. A list of authorized personnel shall be established prior to job start and posted in the clean room of the worker decontamination facility.

B. Entry into the work area by unauthorized individuals shall be reported immediately to the Owner by the Contractor.

C. A logbook shall be maintained at the job site. Anyone who enters the work area must record name, affiliation, time in, and time out for each entry.

D. Contractor should have control of site security during abatement operations whenever possible, in order to protect work efforts and equipment.

1.05 EMERGENCY PLANNING

A. Emergency planning shall be developed prior to abatement initiation and agreed to by Contractor and Owner.

B. Emergency procedures shall be in written form and prominently posted in the clean change areas and equipment room of the worker decontamination area. Everyone prior to entering the work area must read and sign these procedures to acknowledge receipt and understanding of work site layout, location of emergency exits and emergency procedures.

C. Emergency planning shall include written notification of police, fire and emergency medical personnel of planned abatement activities, work schedule and layout of work area, particularly barriers that may affect response capabilities.

D. Emergency planning shall include considerations of fire, explosion, toxic atmospheres, electrical hazards, slips, trips and falls, confined spaces and heat related injury. Written procedures shall be developed and employee training in procedures shall be provided.

E. Employees shall be trained in evacuation procedures in the event of workplace emergencies.
   1. For non-life-threatening situations - employees injured or otherwise incapacitated shall decontaminate following normal procedures with assistance from fellow workers if necessary, before exiting the workplace to obtain proper medical treatment.

2. For life-threatening injury or illness, worker decontamination shall take least priority after measures to stabilize the injured worker, remove him from the workplace and secure proper medical treatment.
3. At least one Supervisory person having a CURRENT Certificate indicating that they have successfully completed an OSHA approved "Standard First Aid Course" as presented by the American Red Cross MUST be ON SITE at the Abatement Site at ANY time there are workers performing any function as part of this Abatement Project. At least one (1) COMPLETE First Aid kit must be on site at all times for the duration of this Abatement Contract.

F. Telephone numbers of all emergency response personnel shall be prominently posted in the clean change area and equipment room, along with the location of the nearest telephone.

1.06 PRE-START MEETING

A. The AAC shall attend a pre-start job meeting which will be coordinated by the Architect. Attending this meeting will be representatives of the Owner and the Owner's agents along with the successful Bidder.

B. The Contractor and supervisory personnel who will provide on-site direction of the abatement activities must attend.

C. At this meeting the Contractor shall provide all submittals as required. In addition, he shall be prepared to provide detailed information concerning:
1. Preparation of work area.
2. Personal protective equipment including respiratory protection and protective clothing.
3. Employees who will participate in the project, including delineation of experience, training, and assigned responsibilities during the project.
4. Decontamination procedures for personnel, work area and equipment.
5. Abatement methods and procedures to be utilized.
6. Required air monitoring procedures.
7. Procedures for handling and disposing of waste materials.
8. Procedures for final decontamination and cleanup.
9. A sequence of work and performance schedule.
10. Procedures for dealing with heat stress.
11. Emergency procedures.

PART TWO PRODUCTS

2.01 MATERIALS

A. General (all abatement projects):
1. Deliver all materials in the original packages, containers of bundles bearing the name of the manufacturer and the brand name (where applicable).
2. Store all materials subject to damage off the ground, away from wet or damp surfaces and under cover sufficient enough to prevent damage or contamination. Replacement materials shall be stored outside of the work area until abatement is completed.
3. Damaged, deteriorating or previously used materials shall not be used and shall be removed from the worksite and disposed of properly.
4. Polyethylene sheeting shall be a minimum of 4-mil thick.
5. Disposal bags shall be of 6-mil polyethylene, pre-printed with labels as required by EPA regulation 40 CFR 61.152 (b) (l) (iv) or OSHA requirement 29 CFR 1910.1001 (g) (2) (ii). Disposal bags will be "TRANSLUCENT" or "CLEAR", OPAQUE bags not approved.
6. Disposal drums, if used, shall be metal or fiberboard with locking ring tops.

7. Stick-on labels as per EPA or OSHA requirement (see 2.1.2.7) for disposal drums.
8. Warning signs as required by OSHA 29 CFR 1910.1001 (g) (l) (ii) or as proposed in 29 CFR 190.1001 Asbestos Proposed Rule, Federal Register and Vol. 49, Tuesday, April 10, 1984 (recommended).

B. Removal
1. Surfactant (wetting agent) shall be a 50/50 mixture of polyoxyethylene ether and polyoxyethylene ester, or equivalent, mixed in a proportion of 1 fluid ounce to 5 gallons of water or as specified by manufacturer. (An equivalent surfactant shall be understood to mean a material with a surface tension of 29 dynes/cm as tested in its properly mixed concentration, using ASTM method D1331-56 - "Surface and Interfacial Tension of Solutions of Surface Active Agents.") Where work area temperature may cause freezing of the amended water solution, the addition of ethylene glycol in amounts sufficient to prevent freezing is permitted.

2.02 EQUIPMENT

A. General (all abatement projects):
1. Spectacle kits and eyeglasses must be provided for employees who wear glasses and who must wear full face piece respirators. Respirators shall be provided that have been tested and approved by the National Institute of Occupation Safety and Health for use in asbestos contaminated atmospheres.
2. Full body disposable protective clothing, including head, body and foot coverings (unless using footwear as described in 2.2.1.6.) consisting of material impenetrable by asbestos fibers ("Tyvek" or equivalent) shall be provided to all workers and authorized visitors in sizes adequate to accommodate movement without tearing.
3. Additional safety equipment (e.g. hard hats meeting the requirements of ANSI Standard Z89.1-1981, eye protection meeting the requirements of ANSI Standard z87.1-1979, safety shoes meeting the requirements of ANSI z41.1-1967, disposable PVC gloves), as necessary, shall be provided to all workers and authorized visitors.
4. Non-skid footwear shall be provided to all abatement workers. Disposable clothing shall be adequately sealed to the footwear to prevent body contamination.

B. Removal
1. A sufficient supply of scaffolds, ladders, lifts and hand tools (e.g. scrapers, wire cutters, brushes, utility knives, wire saws, etc.) shall be provided as needed.
2. Sprayers with pumps capable of providing 500 pounds per square inch (psi) at the nozzle tip at a flow rate of two (2) gallons per minute for spraying amended water.
3. Rubber dustpans and rubber squeegees shall be provided for cleanup.
4. Brushes utilized for removing loose asbestos containing material shall have nylon or fiber bristles, not metal.
5. A sufficient supply of HEPA filtered vacuum systems shall be available during cleanup.

PART THREE EXECUTION

3.01 PREPARATION

A. Work Areas
1. Post caution signs meeting the specifications of OSHA 29 CFR 1910.101 (g) (l) (ii) at any location and approaches to a location where airborne concentrations of asbestos may exceed ambient background levels. Signs shall be posted at a distance far enough away from the work area to permit an employee to read the sign and take the necessary protective measures to avoid exposure. Additional signs may need to be posted following construction of workplace enclosure barriers.

2. Provide necessary electric power and access to the electric breakers and switch gear in this work area. Provide temporary power and lighting. Insure safe installation (including ground faulting) of temporary power sources and equipment by compliance with all applicable electrical code requirements and OSHA requirements for temporary electrical systems.
3. Shut down and lock out all heating, cooling and air conditioning system (HVAC) components that are in, supply or pass through the work area. Appropriate equipment and control measures shall be utilized to prevent contamination of building spaces during this operation. Seal all intake and exhaust vents in the work area with tape and 6-mil polyethylene.
4. The Contractor shall provide sanitary facilities for abatement personnel outside of the enclosed work area (containment area) and maintain them in a clean and sanitary condition throughout the project.
5. The Owner will provide water for construction purposes. Contractor shall connect to existing Owner system.
6. Clean all fixed objects in the work area using HEPA filtered vacuums and/or wet cleaning techniques as appropriate. Careful attention must be paid to machinery behind grilles or gratings where access may be difficult, but containment is significant.

B. Isolation of the work area from occupied areas of the building: The AAC shall isolate the work from the other areas of the building by the use of 4-mil polyethylene sheeting and negative air machines.

C. Commencement of work shall not occur until:
1. All pre-abatement submissions, notifications, postings and permits have been provided and are satisfactory to the Owner.
2. All equipment for abatement, clean-up and disposal are on hand.
3. All worker training (and certification) is completed.
4. Contractor receives permission from Owner to commence abatement.

3.02 WORKPLACE ENTRY AND EXIT PROCEDURES

A. Personnel entry and exit
1. All personnel who enter the work area must sign the entry log, located in the clean room, upon entry and exit.
2. All personnel, before entering the work area, shall read and be familiar with all posted regulations, personal protection requirements (including workplace entry and exit procedures) and emergency procedures. A sign-off sheet shall be used to acknowledge that these have been reviewed and understood by all personnel prior to entry.
3. All personnel shall proceed first to remove all street clothes and appropriately don respiratory protection (as deemed adequate for the job conditions) launderable and/or disposable coveralls, head covering and foot covering. Hard hats, eye protection and gloves shall also be utilized if required. Clean respirators and protective clothing shall be provided and utilized by each person for each separate entry into the work area.
4. Before leaving the work area, all personnel shall remove gross contamination from the outside of respirators and protective clothing by HEPA Vacuum and/or wet wiping procedures.
5. Personnel shall proceed to remove all protective equipment except respirators. Deposit disposable (and launderable) clothing into appropriately labeled containers for disposal (and laundering.)

3.03 PERSONNEL PROTECTION REQUIREMENTS

A. Training
1. Prior to commencement of abatement activities all personnel who will be required to enter the work area or handle containerized asbestos containing materials must have received adequate training.

2. Special on-site training on equipment and procedures unique to this job site shall be performed as required.
3. Training in emergency response and evacuation procedures shall be provided.

B. Respiratory Protection
1. All respiratory protection shall be provided to workers in accordance with the submitted written respiratory protection program, which includes all items in OSHA 29 CFR 1910.134 (b) (1-11). This program shall be posted in the clean room of the worker decontamination enclosure system.
2. Workers shall be provided with personally issued, individually identified (marked with waterproof designations) respirators.
3. Respirators shall be selected that meet the following level of protection requirements: The Contractor is responsible for assuring that the exposure level to the worker within the mask does not exceed .01 fibers/cc. 8 hour TWA.
4. Fit testing
   a. Workers must perform positive and negative air pressure fit tests each time a respirator is put on, whenever the respirator design so permits. Powered air-purifying respirators shall be tested for adequate flow as specified by the manufacturer.
   b. Workers shall be given a qualitative fit test in accordance with procedures detailed in the OSHA Lead Standard (29 CFR 1910.1025, Appendix D, Qualitative Fit Test Protocols) for all respirators to be used on this abatement project. An appropriately administered quantitative fit test may be substituted for the qualitative fit test.
   c. Documentation of adequate respirator fit must be provided to the Owner.
5. No one wearing a beard shall be permitted to don a respirator and enter the work area.
6. Additional respirators (minimum of two (2) of each type) and training on their donning and use must be available at the work site for authorized visitors who may be required to enter the work area.

C. Protective Clothing
1. Disposable clothing including head, foot and full body protection shall be provided in sufficient quantities and adequate sizes for all workers and authorized visitors. The Owner, his representative and the Air Monitoring Professional will be furnished protective clothing, duct tape, disposable toweling, respirator equipment and respirator wipes and all other required disposables at no additional charge by this Contractor.
2. Launderable clothing, if required, shall be provided in sufficient quantities and adequate sizes for all workers and authorized visitors.
3. Hard hats, protective eyewear, gloves, rubber boots and/or other footwear shall be provided as required for workers and authorized visitors. Safety shoes may be required for some activities.

3.04 REMOVAL PROCEDURES

A. Clean and isolate the work area in accordance with 3.01, A.

B. Wet all asbestos containing material with an amended water solution using equipment capable of providing a fine spray mist, in order to reduce airborne fiber concentrations when the material is disturbed. Saturate the material to the substrate; however, do not allow excessive water to accumulate in the work area. Keep all removed material wet enough to prevent fiber release until it can be containerized for disposal. Maintain a high humidity in the work area by misting or spraying to assist in fiber settling and reduce airborne concentrations. Wetting procedures are not equally effective on all types of asbestos containing materials but, shall none-the-less be used in all cases.

C. Saturated asbestos containing material shall be removed in manageable sections. Removed material should be containerized before moving to a new location for continuance of work. Surrounding areas shall be periodically sprayed and maintained in a wet condition until visible material is cleaned up.

D. Material removed from building structures or components shall not be dropped or thrown to the ground. Material should be removed as intact sections or components whenever possible and carefully lowered to the ground.

E. Containers (6-mil polyethylene bags or drums) shall be sealed when full. Wet material can be exceedingly heavy. Double bagging of waste material is usually necessary. A determination of need for single or double bags must be made early in the abatement process and agreed to by the Owner.) Bags shall not be overfilled. They should be securely sealed to prevent accidental opening and leakage by tying tops of bags in an overhand knot or by taping in gooseneck fashion. Do not seal bags with wire or cord. (Bags may be placed in drums for staging and transportation to the landfill. Bags shall be decontaminated on exterior surfaces by wet cleaning and HEPA vacuuming before being placed in clean drums and sealed with locking ring tops).

F. Large components removed intact maybe wrapped in two (2) layers of 6-mil polyethylene sheeting secured with tape for transport to the landfill.

G. Asbestos containing waste with sharp-edged components (e.g. nails, screws, metal lathe, tin sheeting) which would tear the polyethylene bags and sheeting shall be placed into drums for disposal.

H. After completion of all stripping work, surfaces from which asbestos containing materials have been removed shall be wet brushed and sponged or cleaned by some equivalent method to remove all visible residues.

3.05 CLEAN-UP PROCEDURE

A. Inspect the work area for visible residue.

B. The work area shall be cleaned until it is in compliance with State and Local requirements and any more stringent criteria agreed upon by the Contractor and Owner prior to initiation of abatement activities (criteria should be in the form of visual inspections and airborne fiber concentrations). Additional cleaning cycles shall be provided, as necessary, at no cost to the Owner until these criteria are met.

3.06 CLEARANCE AIR MONITORING

A. The asbestos abatement contractor shall include in his price quote to the general contractor an allowance for one TEM air clearance test and 1 PCM air clearance tests to be conducted for this project. The owner will select and arrange for a licensed air monitor to perform these clearance tests. The air monitor will then bill the asbestos abatement contractor directly for these clearance tests. If the AAC fails an air test, then the AAC will be responsible for paying for any additional test required to obtain clearance. If the AAC divides the work up into more containment areas requiring additional clearance tests, then the AAC shall add $1000.00 per extra clearance to his allowance.

3.07 DISPOSAL PROCEDURES

A. As the work progresses, to prevent exceeding available storage capacity on-site, sealed and labeled containers of asbestos containing waste shall be removed and transported to the prearranged disposal location.

B. Disposal must occur at an authorized site in accordance with regulatory requirements of NESHAP and applicable State and Local guidelines and regulations.

C. All dump receipts, trip tickets, transportation manifests or other documentation of disposal shall be delivered to the Owner for his records. A recommended record keeping format utilizes a chain-of-custody form which includes the names and addresses of the Generator (Owner), Contractor, pickup site, and disposal site, the estimated quantity of the asbestos waste and the type of containers used. The form should be signed by the Generator, the Contractor, and the Disposal Site Operator, as the responsibility for the material changes hands. If a separate hauler is employed, his name, address, telephone number and signature should also appear on the form.

D. Transportation to the landfill
   1. Once drums, bags and wrapped components have been removed from the work area, they shall be loaded into an enclosed truck for transportation.
   2. When moving containers, utilize hand trucks, carts and proper lifting techniques to avoid back injuries. Trucks with lift gates are helpful for raising drums during truck loading.
   3. The enclosed cargo area of the truck shall be free of debris and lined with TWO (2) LAYERS OF 6-mil polyethylene sheeting to prevent contamination from leaking or spilled containers. Floor sheeting shall be installed first and extend up the side walls a minimum of TWENTY-FOUR (24) inches. Wall sheeting shall be overlapped and securely taped into place.
   4. Drums shall be placed on level surfaces in the cargo area and packed tightly together to prevent shifting and tipping. Large structural components shall be secured to prevent shifting and bags placed on top. Do not throw containers into truck cargo area.
   5. Personnel loading asbestos containing waste shall be protected by disposable clothing including head, body and foot protection and at a minimum, half-face piece, air-purifying, dual cartridge respirators equipped with high efficiency filters.
   6. Any debris or residue observed on containers or surfaces outside of the work area resulting from clean-up or disposal activities shall be immediately cleaned-up using HEPA filtered vacuum equipment and/or wet methods as appropriate.
   7. Large metal dumpsters are sometimes used for asbestos waste disposal. These should have doors or tops that can be closed and locked to prevent vandalism or other disturbance to the bagged asbestos debris and wind dispersion of asbestos fibers. Unbagged material shall not be placed in these containers. These containers shall not be used for non-asbestos waste. Bags shall be placed, not thrown, into these containers to avoid splitting.

E. Disposal at the landfill
   1. Upon reaching the landfill, trucks are to approach the dump location as closely as possible for unloading of the asbestos containing waste.
   2. Bags, drums and components shall be inspected as they are off-loaded at the disposal site. Material in damaged containers shall be repacked in empty drums or bags as necessary. (Local requirements may not allow the disposal of asbestos waste in drums. Check with appropriate agency and institute appropriate alternative procedures.)
   3. Waste containers shall be placed on the ground at the disposal site, not pushed or thrown out of trucks (weight of wet material could rupture containers).
   4. Personnel off-loading containers at the disposal site shall wear protective equipment consisting of disposable head, body and foot protection and, at a minimum, half-facepiece, air-purifying, dual cartridge respirators equipped with high efficiency filters.
   5. Following the removal of all containerized waste, the truck cargo area shall be decontaminated using HEPA vacuums and/or wet methods to meet the no visible residue criteria. Polyethylene sheeting shall be removed and discarded along with contaminated cleaning materials and protective clothing, in bags or drums at the disposal site.
   6. If landfill personnel have not been provided with personal protective equipment for the compaction operation by the landfill operator, Contractor shall supply protective clothing and respiratory protection for the duration of this operation.

3.08 RE-ESTABLISHMENT OF THE WORK AREA AND SYSTEMS

A. Reestablishment of the work area shall only occur following the completion of clean-up procedures and after clearance air monitoring has been performed and documented.

B. At the discretion of the Contractor, mandatory requirements for personal protective equipment may be waived following the removal of all barriers.

C. Re-secure mounted objects removed from their former positions during area preparation activities.

D. Relocate objects that were removed to temporary locations back to their original positions.

E. Reestablish HVAC, mechanical and electrical systems in proper working order. Remove contaminated HVAC system filters and dispose of as asbestos contaminated waste. Decontaminate filter assembly using HEPA vacuums and wet cleaning techniques. Install new filters in HVAC systems. Dispose of old filters as asbestos waste.

F. Repair all areas of damage that occurred as a result of abatement activities.

G. The Contractor will touch up or repaint any and all areas from which paint has been removed or damaged in the process of removing tape or other methods used in attachment of polyethylene sheets or other barriers.

H. The Contractor will remove all traces of materials used to attach barrier material to the building structure. Care must be exercised when attaching barrier materials to porous building materials such as brick or cement block. All evidence of attachment or encapsulant materials must be removed upon completion of project.

3.09 SUPPORT ACTIVITIES AND PERSONNEL

A. Training shall be provided by the Contractor to all employees or agents who may be required to disturb asbestos containing or asbestos contaminated materials for abatement and auxiliary purposes and to all supervisory personnel who may be involved in planning, execution or inspection of abatement projects.

B. Training shall provide, at a minimum, information on the following topics:
   1. The health hazards of asbestos including the nature of various asbestos related diseases, routes of exposure, known dose-response relationships, the synergistic relationship between asbestos exposure and cigarette smoking, latency periods for disease and health basis for standards.
   2. The physical characteristics of asbestos including fiber size, aerodynamic properties, physical appearance and uses.
   3. Employee personal protective equipment including the types and characteristics of respirator classes, limitations of respirators, proper selection, inspection, donning, use, maintenance and storage of respirators, field testing the face-piece-to-face seal (positive and negative pressure fitting tests), qualitative and quantitative fit testing procedures, variations between laboratory and field fit factors, factors that affect respirator fit (e.g. facial hair), selection and use of disposable clothing, use and handling of launderable clothing, non-skid shoes, gloves, eye protection and hard hats.
   4. Medical monitoring requirements for workers including required and recommended tests, reasons for medical monitoring and employee access to records.

5. Air monitoring procedures and requirements for workers including description of equipment and procedures, reasons for monitoring, types of samples and current standards with recommended changes.
6. Work practices for asbestos abatement including purpose, proper construction and maintenance of air-tight plastic barriers, job set-up of airlocks, worker decontamination systems and waste transfer airlocks, posting of warning signs, engineering controls electrical and ventilation system lockout, proper working techniques, waste clean-up, storage and disposal procedures.
7. Personal hygiene including entry and exit procedures for the work area, use of showers and prohibition of eating, drinking, smoking and chewing in the work area.
8. Special safety hazards that may be encountered including electrical hazards, air contaminants (CO, wetting agents, encapsulants, materials for Owner's operation), fire and explosion hazards, scaffold and ladder hazards, slippery surfaces, confined spaces, heat stress and noise.
9. Workshops affording both supervisory personnel and abatement workers the opportunity to see (and experience) the construction of containment barriers and decontamination facilities.
10. Supervisory personnel shall, in addition, receive training or contract specifications, liability insurance and bonding, legal considerations related to abatement, establishing respiratory protection medical surveillance programs, EPA, OSHA (and State) record keeping requirements, and other topics as requested by the Owner.

C. Training must be provided by individuals qualified by virtue of experience and education to discuss the topic areas in 3.10.

D. Training is to have occurred within 12 months prior to the initiation of abatement activities.

E. Contractor must document training by providing date of training, training entity, course outline, and names and qualifications of trainers.

3.10 MEDICAL MONITORING

A. Medical monitoring must be provided by the Contractor to any employee or agent that may be exposed to asbestos in excess of background levels during any phase of the abatement project. (Due to the synergistic effects between smoking and asbestos exposure, it is highly recommended that only non-smokers be employed in positions which may require them to enter asbestos contaminated atmospheres.)

B. Medical monitoring shall include at a minimum:
   1. A work/medical history to elicit symptomatology of respiratory disease.
   2. A chest x-ray (posterior - anterior, 14 x 13 inches) evaluated by a Certified B-reader.
   3. A pulmonary function test, including forced vital capacity (FVC) and forced expiratory volume at one second (FEV)1, administered and interpreted by a certified Pulmonary Specialist.

C. Employees shall be given an opportunity to be evaluated by a physician to determine their capability to work safely while breathing through the added resistance of a respirator. (Examining physician shall be aware of the nature of respiratory protective devices and their contributions to breathing resistance. They shall also be informed of the specific types of respirators the employee shall be required to wear and the work he will be required to perform, as well as special workplace conditions such as high temperatures, high humidity, and chemical contaminants to which he may be exposed.)

3.11 ASBESTOS PROJECT MANAGER

A. The Asbestos Project Manager shall be the Owner or a designated representative paid by the Owner. (Also known as the Clerk-of-the-Works or Competent Person, this person could be an administrator,

architect, engineer, industrial hygienist or other individual(s) possessing the qualifications detailed in 3.11, B.)

B. The Asbestos Project Manager shall be able to demonstrate through special education, training, skills, knowledge or experience satisfactory to the Owner to indicate the ability to carry out the following activities as required:
   1. Assist in decision making regarding selection of procedures.
   2. Assist in writing contract specifications for the abatement
   3. Assist in evaluation of bids and selection of a Contractor.
   4. Enforce contract specifications.
   5. Tour work area with the Contractor and agree on pre-abatement conditions of the work area.
   6. Inspect and sign off on barriers and decontamination enclosure systems.
   7. Observe activities at all times during the course of abatement.
   8. Meet with the Contractor daily to review work progress and solve problems or adjust procedures as appropriate.
   9. Perform bulk material or air sampling and all workplace inspection clearance inspections for the Owner.
   10. Report on abatement to the Owner.
   11. Request, review and maintain Contractor submittals.
   12. Provide training and/or respirator fit testing to personnel.

C. The Asbestos Project Manager shall have the authority to stop any job activities if they are not being performed in accordance with applicable regulations or guidelines or the requirements of this specification. These will be reported to the Owner with description of activity, reason for stopping it and alternatives for correcting the problem. (Note: The Asbestos Project Manager should be selected as early as possible prior to selection of the Contractor to enable participation during the pre-bid conference, walk-through, and pre-construction conference.)

3.12 AIR SAMPLING PROFESSIONAL (ASP)

A. The Contractor shall engage the services of an Air Sampling Professional to conduct Air sampling procedures in accordance with all pertinent OSHA, EPA, NIOSH or other regulations.

B. The ASP shall conduct air sampling in accordance with the NIOSH Standard Analytical Method 7400 or other acceptable methods as otherwise agreed upon.

C. The Air Sampling Professional shall be experienced and knowledgeable about the methods for asbestos air sampling and be able to select representative numbers and locations of samples.

D. The Air Sampling Professional shall have adequate liability insurance to protect against errors and omissions in the performance of support activities.

3.13 LABORATORY SERVICES

A. Laboratory utilized for analyzing air samples by NIOSH shall be satisfactory participants in the NIOSH Proficiency Analytical testing (PAT) program asbestos analysis.

B. Laboratories used for bulk material identification shall be satisfactory participants in the EPA quality assurance program for bulk asbestos analysis.

C. The period of time permitted between the collection of air samples and the availability of results shall be less than 24 hours for samples collected during abatement activities.

3.14 PERSONNEL MANAGEMENT:

A. The Contractor shall exercise complete control over all actions of his employees while on the project site or while off site from the start of work to completion of the entire project.
   1. The Contractor shall warn his employees that unauthorized removal from the site of any property owned or controlled by the owner shall result in immediate prosecution by the owner or his authorized representative.
   2. The Contractor will control employee actions and behavior to ensure that there is no unprofessional interaction with the owner's employees or occupants during the entire project.
   3. The Contractor must control all operations and employees to assure that they are limited to the space parameters allowed by the Owner. Employees, equipment, vehicles and supplies are restricted to areas designated by the Owner for the duration of the project.
   4. The special attention of the Contractor is drawn to the following statements. These statements are to be considered prior to bidding on this project.
   5. The following conditions are accepted and agreed to by the Contractor when he signs a contract to provide the services and materials spelled out in this specification.
   6. The Owner or any of his representatives reserve the right to eject from the project site any employee of the Contractor or his subcontractor for adequate reason. The Owners decision will be final with no appeal. In addition, the Owner reserves the right to obtain professional assistance in maintaining law and order in or on the Project site. Such reasons include but are not limited to the following:
      a. Intoxication.
      b. Nonprofessional actions.
      c. Theft.
      d. Indications of Drug usage.
      e. Any unlawful action.
      f. Destruction of Owners or other property.
   7. The Contractor MUST advise ALL of his employees and Sub Contractors that SMOKING OR THE USE OF ANY TOBACCO PRODUCT WITHIN THE BUILDING IS PROHIBITED. THE POSSESSION OR USE OF ANY CHEMICAL SUBSTANCE OR ALCOHOLIC BEVERAGE ON THE WORK SITE IS PROHIBITED. Violation of this rule is sufficient cause for IMMEDIATE ejection from the building and the project.
   8. If any person employed or directed by the Contractor elects to smoke on the grounds (if permitted) the Contractor WILL provide appropriate vessels for the placement of waste smoking materials. The Contractor will direct his people to use the vessels and not to dispose of waste material by placement directly on the grounds. The Contractor will dispose of all waste material in an appropriate manner and police the entire Project Area (inside and outside) prior to final inspection of the project.

3.15 PIGEON DROPPING REMOVAL

A. The Contractor shall abate all pigeons and pigeon waster in accordance with the Mississippi Department of Environmental Quality.

END OF SECTION

Table of Contents:

- **LEAD-BASED PAINT INSPECTION REPORT**

  The Former City of Hattiesburg Police Department
  701 James Street, Hattiesburg, MS 39401

- **REPORT OF AN ASBESTOS INSPECTION**

  The Former City of Hattiesburg Police Department
  701 James Street, Hattiesburg, MS 39401

- **HPD Asbestos Appendix A – F**

- **HPD Asbestos Appendix G**

Lead-Based Paint Inspection Report

At

The Former
City of Hattiesburg Police Department
701 James Street

Located in

Forrest County
Hattiesburg, MS 39401

Presented to:

Larry Albert
Albert & Associates Architects
514 Main Street
Hattiesburg, MS

Prepared by:

Maxwell S. Bonner, Ph.D.

BONNER ANALYTICAL TESTING COMPANY
2703 OAK GROVE ROAD
HATTIESBURG, MS 39402

May, 2017

Table of Contents

Summary Report for Lead Based Paint Inspection 3
Disclosure Responsibility: 3
Disclaimer: 3
Identifying Information: 3
Highlights of LBP Inspection Results 4
XRF Analysis 4
Exterior Soil Analysis 4
Specific Recommendations 5
Site Specific & Abatement Summary: Potential Lead Hazard by Room 6
Inconclusive Testing Areas 6
Elevated Lead Base Paint Components for Building C 6
Elevated Lead Base Paint Components for Building B 7
Elevated Lead Base Paint Components for Building H 7
Elevated Lead Base Paint Items for Building H 8
Outside: 9
Map & Diagram of Lead Inspection Site 10
XRF Analysis 20
Lead-Based Paint Standard Operating Procedures 72
Methodology: 72
Definition of Room Equivalent: 72
Delineation of Room Equivalents: 72
Sampling Strategies: 72
Lead Exposure Limits, Clearance Levels and Other Regulations 73
Chain of Custody Procedures: 74
Assessment Logic: 74
Standard Operating Procedure: 74
Description of Paint Condition Hazard Rankings: 75
Ongoing Monitoring - Reevaluation of Dwellings and Facilities: 76
Standard Reevaluation Schedules 76
Lead Based Paint Firm, Inspector and Risk Assessor Certifications 79
Certification Signature Page 83

Summary Report for Lead Based Paint Inspection

Disclosure Responsibility:

A copy of this summary must be provided to new lessees (tenants) and purchasers of this property under Federal Law (24 CFR part 35 and 40 CFR part 745) before they become obligated under a lease or sales contract. The complete report must also be provided to new purchasers and it must be made available to new tenants. Landlords (lessors) and sellers are also required to distribute an educational pamphlet and include standard warning language in their leases or sales contracts to ensure that parents have the information they need to protect their children from lead-based paint hazards. Following demolish of lead containing materials and/or lead abatement landlords (lessor) and sellers are also required to obtain a lead clearance inspection by a certified lead inspector.

Disclaimer:

This is our report of a visual survey and X-Ray Fluorescence (XRF) analysis of selected readily accessible areas of this building and tested components. The presence or absence of lead-based paint or lead-based paint hazards only applies to surfaces tested or assessed on the date of the field visit and these conditions may change due to deterioration or maintenance. Ongoing monitoring by the owner is usually necessary.

This document is provided for informational purposes only. The information contained in this document and these references represents the current view of Bonner Analytical Testing Company on the issues discussed as of the date of publication. Information provided in this document is provided 'as is' without warranty of any kind, either expressed or implied, including but not limited to the implied warranties of merchantability, fitness for a particular purpose and freedom from infringement. The user assumes the entire risk as to the accuracy and the use of this document.

This document may be copied and distributed subject to the following conditions:
All text must be copied without modification and all pages must be included. This document may not be distributed for profit.

Please review this report fully; including any REMARKS printed on each page and call us for an explanation of any aspect of this report, written or printed, which you do not fully understand.

Identifying Information:

A lead-based paint (LBP) evaluation was conducted at the former Hattiesburg Police Station located on 701 James Street on May 3rd - 18th 2017 and July 2nd 2017 for Larry Albert of Albert & Associates Architects. The LBP evaluation included a visual and XRF inspection of all the interior and external surfaces including but not limited to, walls, doors, door casings, window casings, window sills, floors, baseboards, molding and ceilings. Composite soil samples were collected around the dripline of each individual building; per EPA requirement, analyzed by a National Lead Laboratory Accreditation Program (NLLAP).

This initial LBP testing operation were structured around the renovation plans provided by Albert & Associates where the number of units to be tested (the sample size) was based on the total number of units, similar common areas or exterior sites in the buildings and the date of construction. However, the LBP team identified inconsistency between the renovation plans and original architectural plans of the individual buildings during the initial and on-going LBP visual inspection. As a result the testing operations were altered to inventory painted surfaces in interior rooms, on exterior walls, and on surfaces in other exterior areas (e.g., building signs, docking bays, air conditioning structures) utilizing a room-by-room inspection method.

Highlights of LBP Inspection Results

XRF Analysis

1. Elevated lead levels ***were*** detected on interior and exterior substrates. See abatement summary for more information.
2. All elevated lead components are identified with green spray paint throughout the respective buildings.

Exterior Soil Analysis

3. Elevated lead level ***was*** detected at Building H on the dripline of Side D.

Client Sample Description	*Lab ID*	*Collected*	*Analyzed*	*Lead Concentration*
7050238-01	*201705052-0001* Site: Section C - Side A		5/25/2017	160 mg/Kg
7050238-02	*201705052-0002* Site: Section C - Side D		5/25/2017	120 mg/Kg
7050238-03	*201705052-0003* Site: Section H - Side C		5/25/2017	500 mg/Kg
7050238-04	*201705052-0004* Site: Section H - Side D		5/25/2017	3400 mg/Kg

Limits: 400 mg/kg for play area & 1200 mg/kg for general yard.

Specific Recommendations

1) Work with a **Lead Based Paint (LBP) contractor** to develop a plan to abate surfaces.

2) **Have a qualified Lead Based Paint (LBP) contractor abate all surfaces having Lead Based Paint.**

3) Reevaluation Painted surfaces should be inspected annually and repainted as needed before deterioration occurs. Before any scraping or sanding, the paint should be determined to be lead-based paint or non-lead-based paint and appropriate measures taken to prevent the generation or spreading of paint chips or dust.

4) Please call me for a re-survey of any surfaces which you wish to disturb for renovations, repair or demolition, especially disturbing a painted surface. You may want to hire **a qualified Lead Based Paint (LBP) contractor and/or use Lead Based Paint (LBP) techniques to control dust.**

5) When cleaning, use wet mopping with a general purpose cleaner, rather than sweeping. For occasional vacuuming, use a vacuum with a High Efficiency Particulate Air (HEPA) Filter.

6) Due to the poor paint condition of Building H it may be recommended to abate all soil driplines (Note dripline of Side C is above playground area)

Site Specific & Abatement Summary: Potential Lead Hazard by Room

Based on the lead inspection and in accordance with HUD protocols the following items contain Lead and require Abatement, or other approved measures. All areas mentioned above, which were not labeled as "hazardous", should be considered potential hazards if: condition of structure and substrate worsens, or removal and/or reconstruction of the component.

Important Visual Inspection Note: Building H paint conditions are extremely poor in the east wing that is closed to personal and 3rd floor rooms positioned between Building C and Building D. Walls & ceilings substrate type primarily consist of plaster/concrete.

Important XRF Inspection Notes: XRF analysis were performed on Sides A, B, C & D where Side A faces Arledge St., Side B faces Katie Ave., Side C faces Edwards St., & Side D faces Hall Ave.

Inconclusive Testing Areas

For the following Evidence Rooms: Building C Rooms 304, 308, 323 & 325; Building H Rooms 141 & 156 & Build B Room 148 – the LBP inspector was unable to move items and, in turn, could not complete XRF analysis of all components. Because elevated lead levels where identified in the initial inspection, a more thorough inspection is necessary to determine if all individual components are positive or negative.

Elevated lead levels were identified on metal pipes in Building H (Rooms 118, 328 & 329), Building C Room 132 and beige pipes in the carpet hallway of the 2nd floor in Building B. XRF analysis cannot determine if the exterior paint is LBP or the pipes contain lead.

Following items contain lead **BUT** *are not considered* lead based paint components: 3x3 tile in colors of beige, tan, brown, while & green; white toilets and sinks; Yellow safe in Room 118 of Building C.

Elevated Lead Base Paint Components for Building C

1. Elevator Door & Frame
2. Brown Exit Door leading to Building H
3. Hallway: Green Base board
4. Room 118: Yellow Safe
5. Room 135: Beige Wall on Side B & D
6. Room 225: Beige Wall on Side B
7. Room 205: Beige A/C Unit
8. Room 318: Green Wall A & B
9. Room 318: Window on Side A (small x-ray window & same as Room318B)
10. Room 318B: Window on Side C (small x-ray window)
11. Room 308: Brown Window on Side D (Evidence Room)
12. Room 308: Green Baseboard (Evidence Room)
13. Room 323: Brown Door on Side D (Evidence Room)
14. Room 325: Beige Wall on Side A & C (Evidence Room)

Elevated Lead Base Paint Components for Building B

1. Room 151: Beige Wall on Side A, B, C & D
2. Room 163F: Brown Window on Side A
3. Room 168: Beige Window on Side A (this is the same x-ray window)
4. Room 171: Pink Wall on Side A, B & D
5. Room 171: White Trim
6. Room 172: Pink Wall on Side A, B & D
7. Room 173: Tan Baseboard
8. 2nd Floor Carpet Hallway: Beige 2in Pipes

Elevated Lead Base Paint Components for Building H

The following rooms are positioned between Building C and Building D

1. Room 137: Beige Wall Side A & D
2. Room 138: Windows on Side A & D
3. Room 138A: Window on Side A
4. Room 139: Beige Wall on Side D
5. Room 139: Green Wall on Side B
6. Room 141: Yellow Wall on Side D (Evidence Room)
7. Room 141: Yellow ceiling (Evidence Room)
8. Room 142: Window on Side D
9. Room 142: Beige Wall on Side B
10. Room 142: Red Trim
11. Room 142: Red Baseboard
12. Room 142: Door on Side B
13. Room 142 Hallway: Beige Wall on Side B
14. Room 142 Hallway: Beige Baseboards
15. Room 156: Yellow Wall on Side C (Evidence Room)
16. 3rd Floor: All exterior window frames, windows ledges and windows
17. Room 328: Green Walls on Side A, B & D
18. Room 328: Green Pipe
19. Room 329: Green Wall on Side B
20. Room 329: Green Pipe
21. Room 332: Green Door on Side C
22. Room 333: Green Door on Side C
23. Room 338: Green Heater
24. Room 339: Green Wall on Side B & C
25. Room 340: Green Door on Side D
26. Room 327: Door and Wall on Side B
27. West Stairwell: All baseboards, stairs, walls & ceiling

Elevated Lead Base Paint Items for Building H

The following rooms are positioned in the east wing that was closed to personal.

1. Floors 1, 2 & 3: All interior window casing, ledges, windows & ceilings
2. Floors 1 & 3: All hallway door frames
3. East Stairwell: All exterior window casing, ledges & windows
4. East Stairwell: All hand rails, baseboards & grey steps.
5. East Stairwell: Green Door Frame of Side D
6. East Stairwell: Bottom door & under stairwell ceiling
7. Room 108: Beige Wall of Side D
8. Room 109 & 109A: Beige Wall on Side D
9. Room 109A: Beige Wall on Side A & D
10. Room 110: Beige Wall of Side D
11. Room 110A: Beige Wall of Side B
12. Room 111: Beige Wall of Side B
13. Room 112: Beige Wall of Side C & D
14. Room 113: Beige Wall of Side A
15. Room 113A: Beige Wall of Side B
16. Room 114: Beige Wall of Side A
17. Room 116: Beige Painted Brick/Tile of Side A & C
18. Room 117: Beige Wall of Side B
19. Floor 1 Hallway: Beige Wall of Side B & D
20. Floor 1 Hallway: Brown Baseboard
21. Room 118: Ceiling Pipes painted Green
22. Room 118: Brown Middle Door
23. Room 120: White Wall of Side A
24. Area between Build B & H with large exit door: Beige Wall of Side C
25. Area between Build B & H with large exit door: Green Ceiling
26. Room 215: Beige Wall on Side C
27. Room 223: Beige Wall on Side B
28. Room 225: Beige Wall on Side D
29. Room 225: White Ceiling
30. Room 226: Beige Wall on Side D
31. Room 223: Brown Wall and Door Frame separating shower and toilet
32. Room 228: Brown Baseboards
33. 2nd Floor Hallway: Fire Cabinet
34. 3rd Floor Roof Access: Brown Door Frame
35. 3rd Floor Roof Access: Black Ladder
36. Room 344: Beige Wall on Side C
37. Room 345: Beige Wall on Side A & D
38. Room 347: Brown Wall and Door Frame separating shower and toilet
39. Room 350: Beige Wall on Side A
40. Room 352A/B: Brown Door Frame
41. Room 352A/B: Beige Wall on Side A
42. Room 353: Beige Wall on Side D
43. Room 356: Beige Wall on Side C
44. Room 356A: Beige Wall on Side B

45. Room 359C: White Ceiling
46. 3RD Floor Hallway: Beige Wall on Side B, C & D

Outside:

1. All exhaust covers of roof tops
2. Door & Frame of small building located on roof top of Building H
3. Building C: Green Door, yellow & green bay walls, yellow sidewalk on Side A
4. Building C: Yellow paint on Side C
5. Building C: Green Windows Side C & Side D
6. Building B: Yellow parking curbs stops, & yellow A/C poles on Side A
7. Building H: All Windows
8. Yellow steel beams that hold AC handler, located on top of the boiler room

Map & Diagram of Lead Inspection Site

Building C - 1st Floor

Building C - 2nd Floor
Side A
Side B
Side C
Side D
Locker Room
Old Hospital Stairs here
Building C
Page

Building C - 3rd Floor

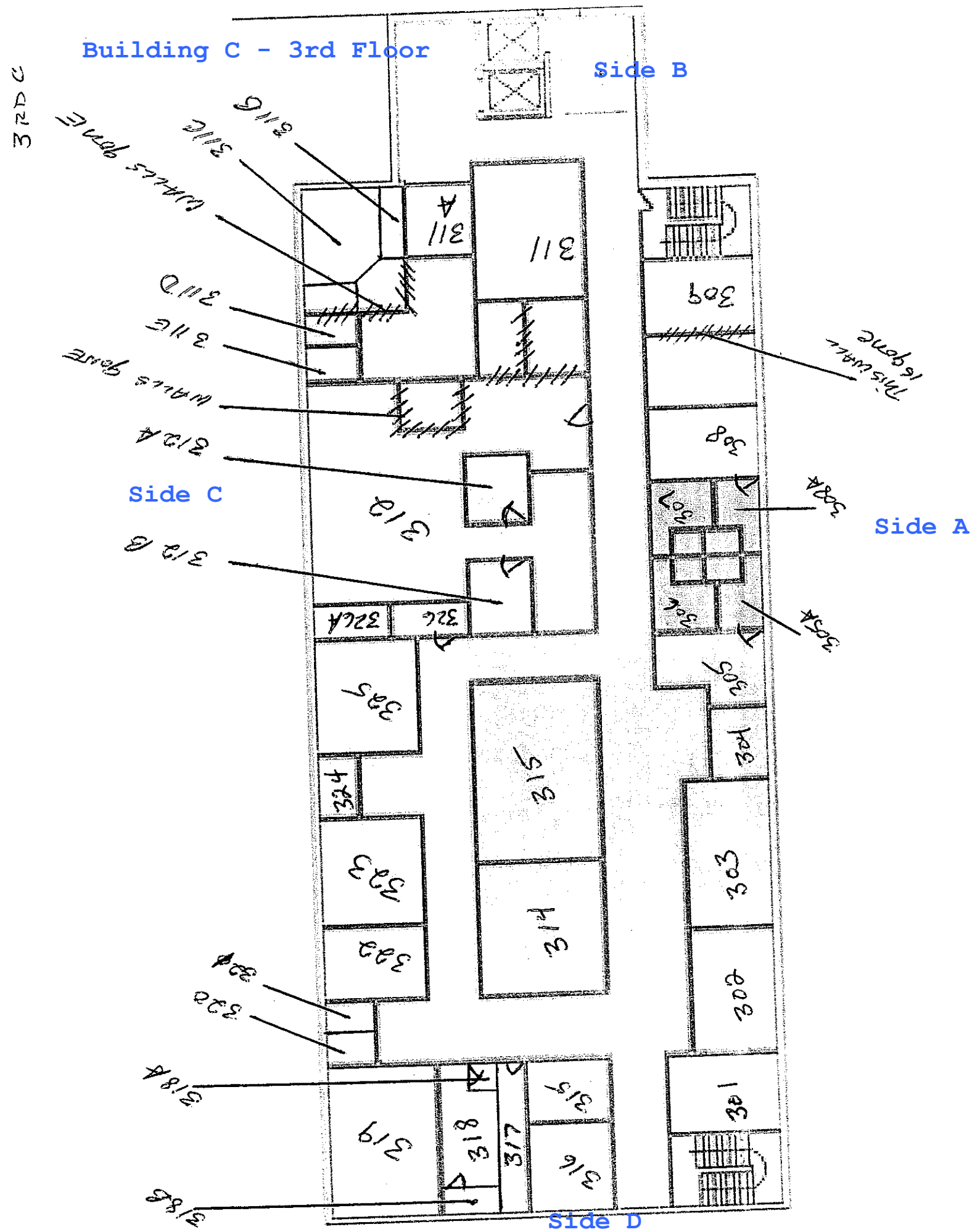

Building H - 1st Floor

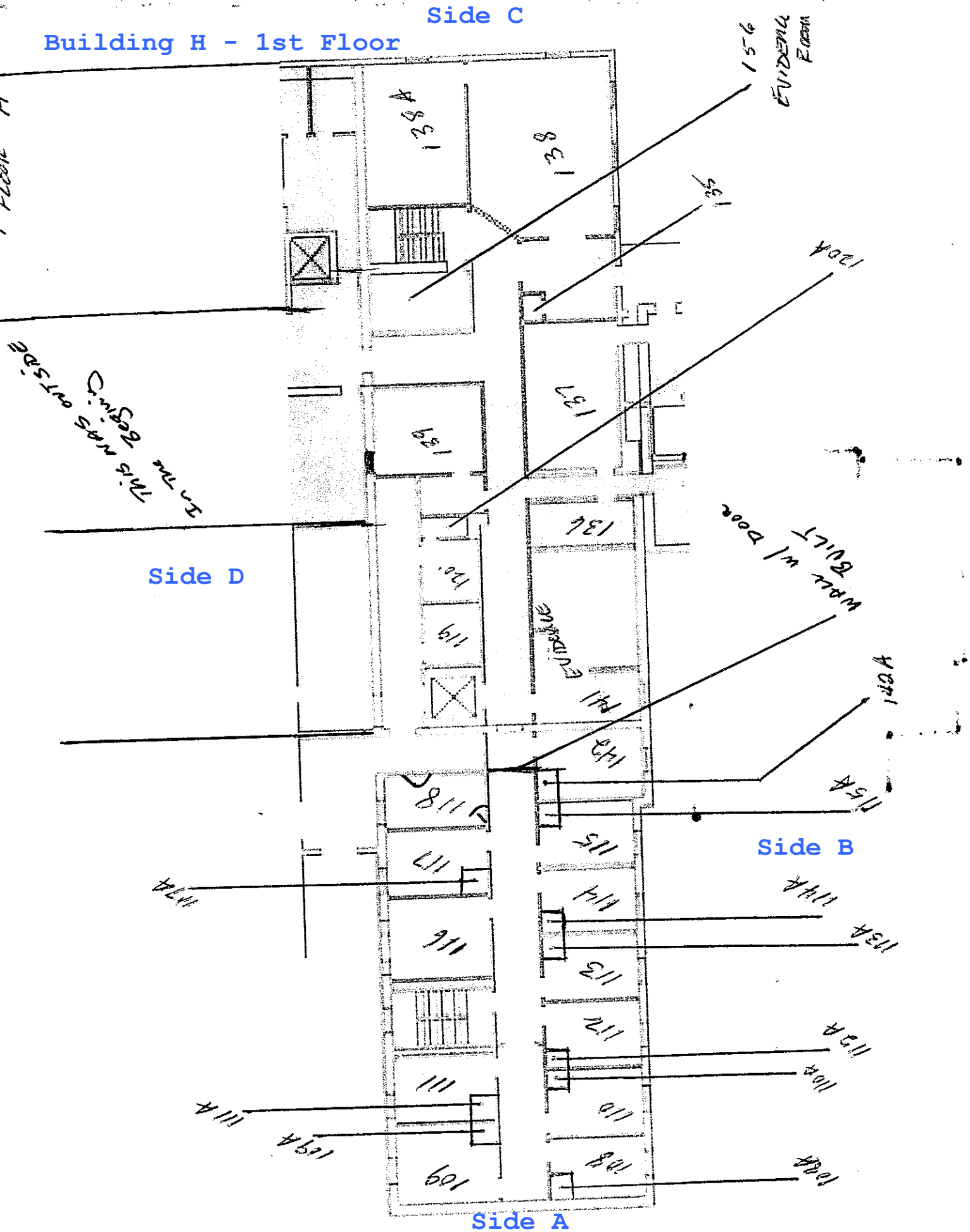

Building H -- 2nd Floor

Side C

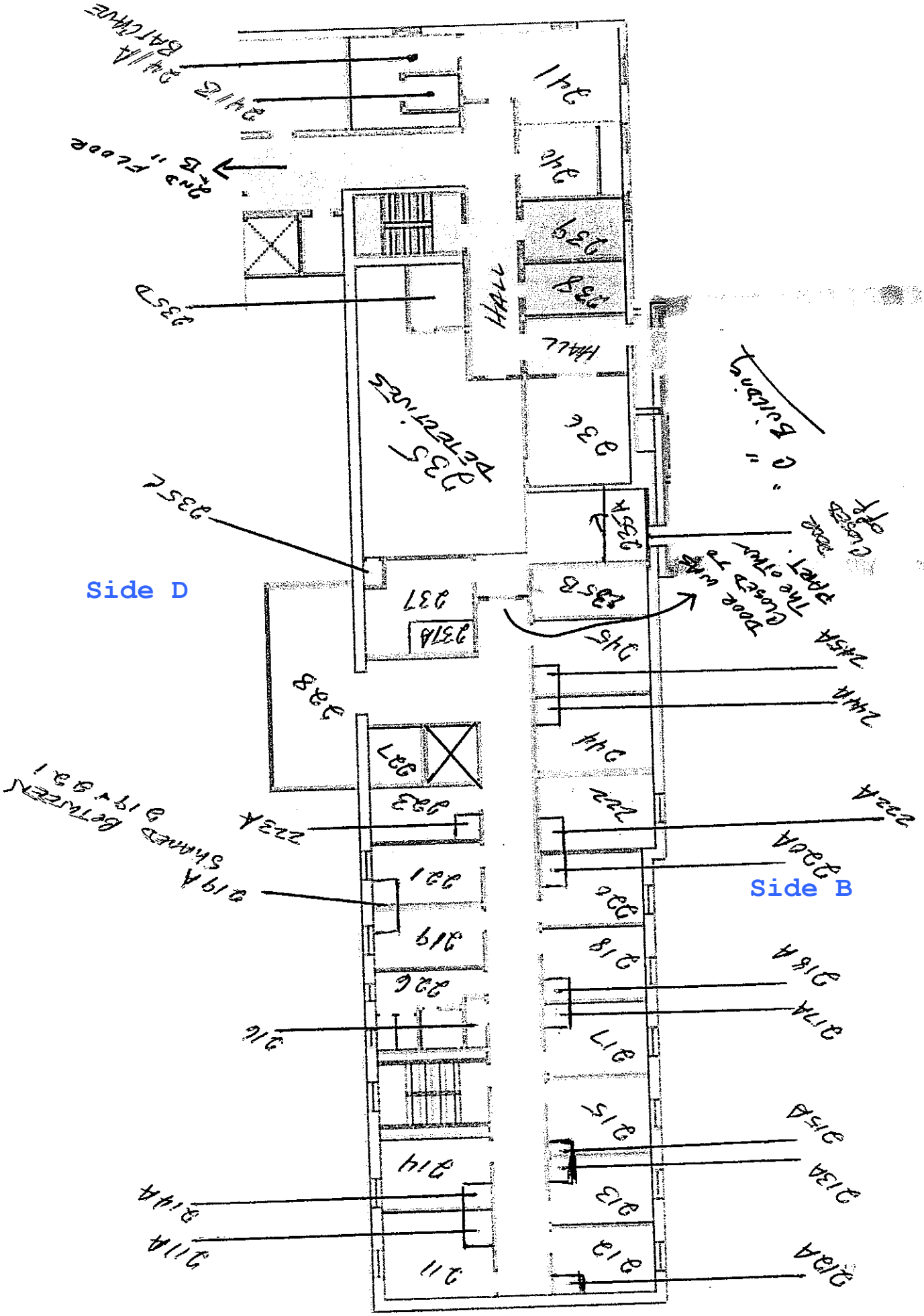

Building H - 3rd Floor

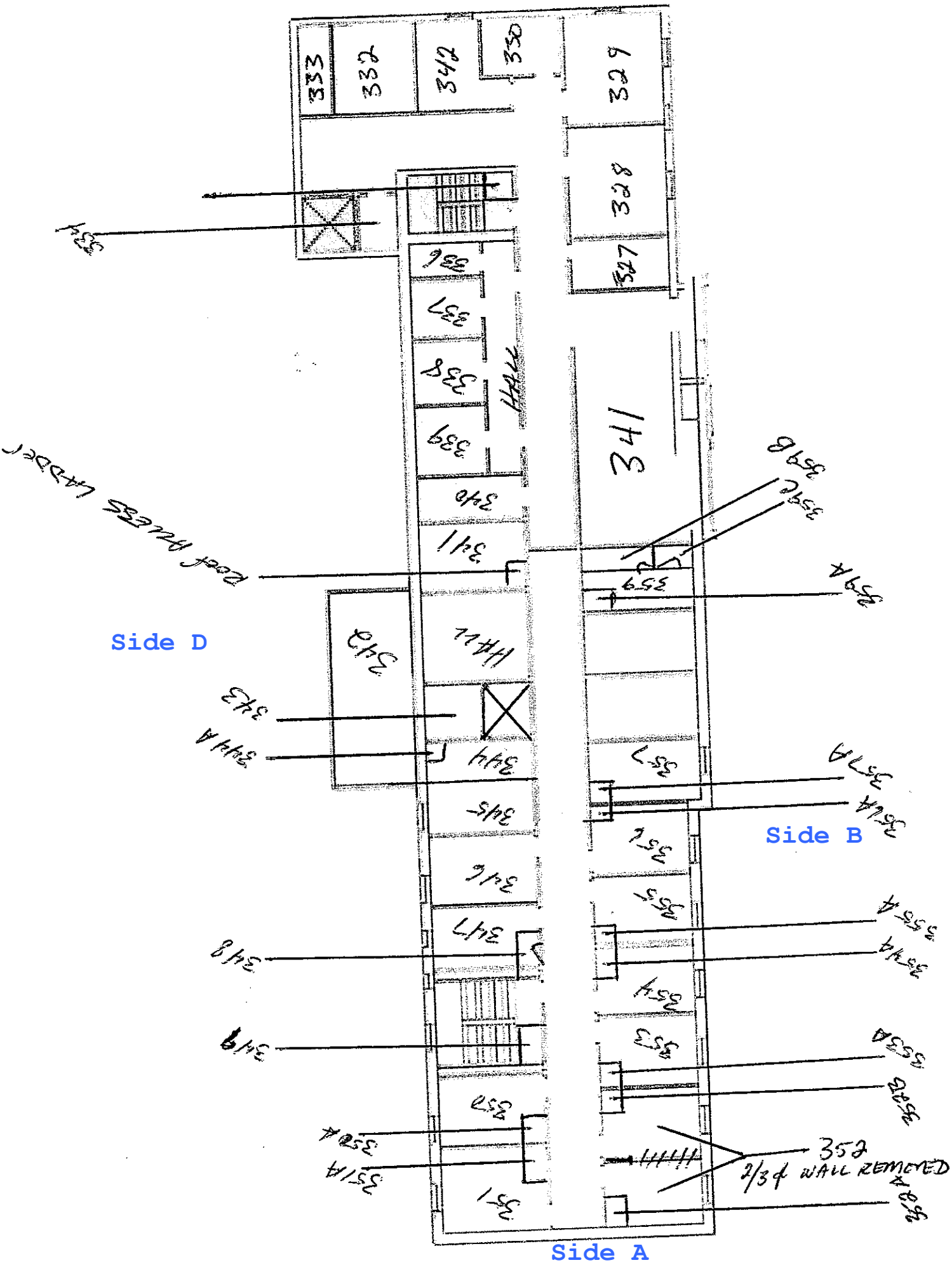

Building B - Basement

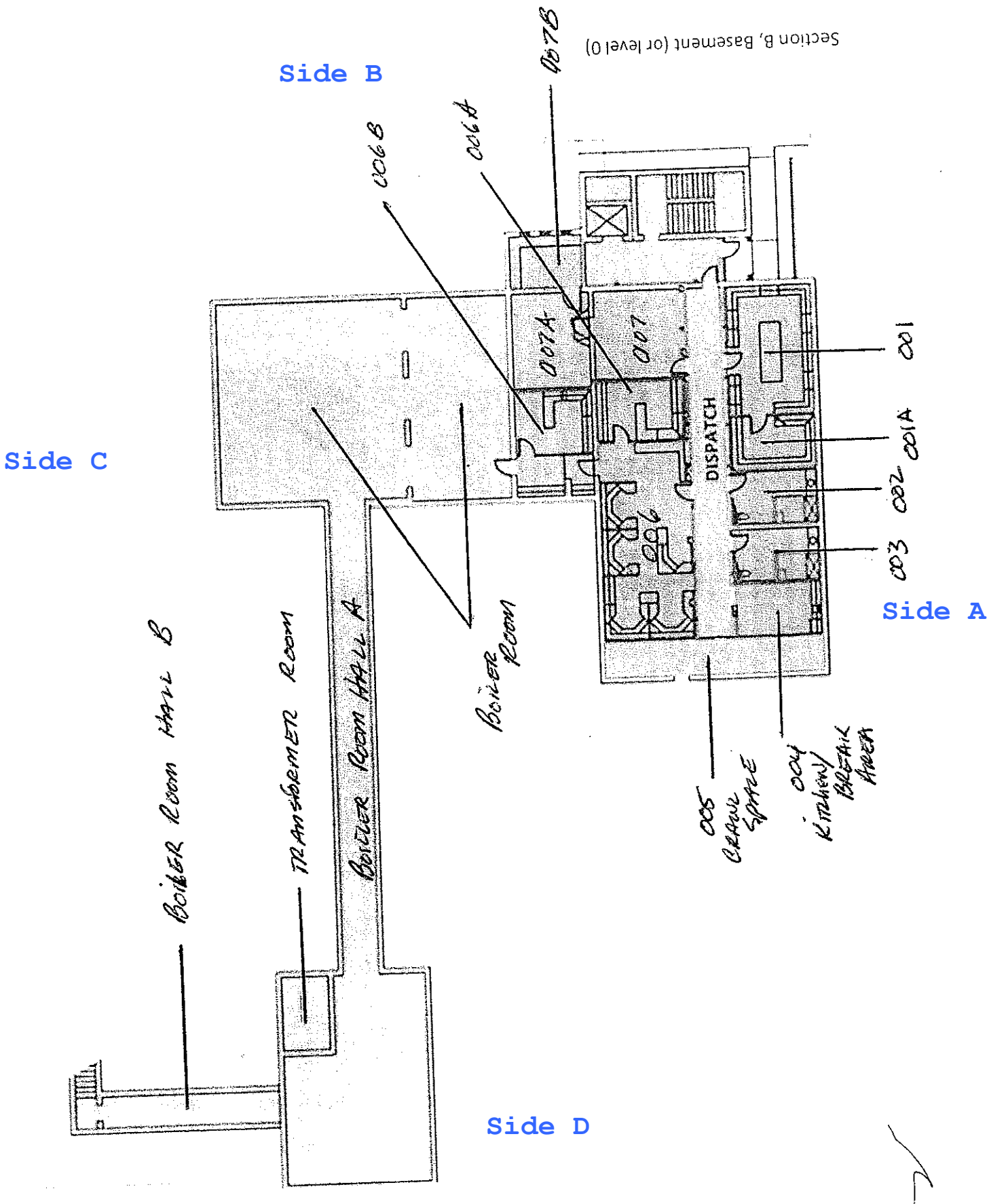

Side B

Building B - 1st Floor

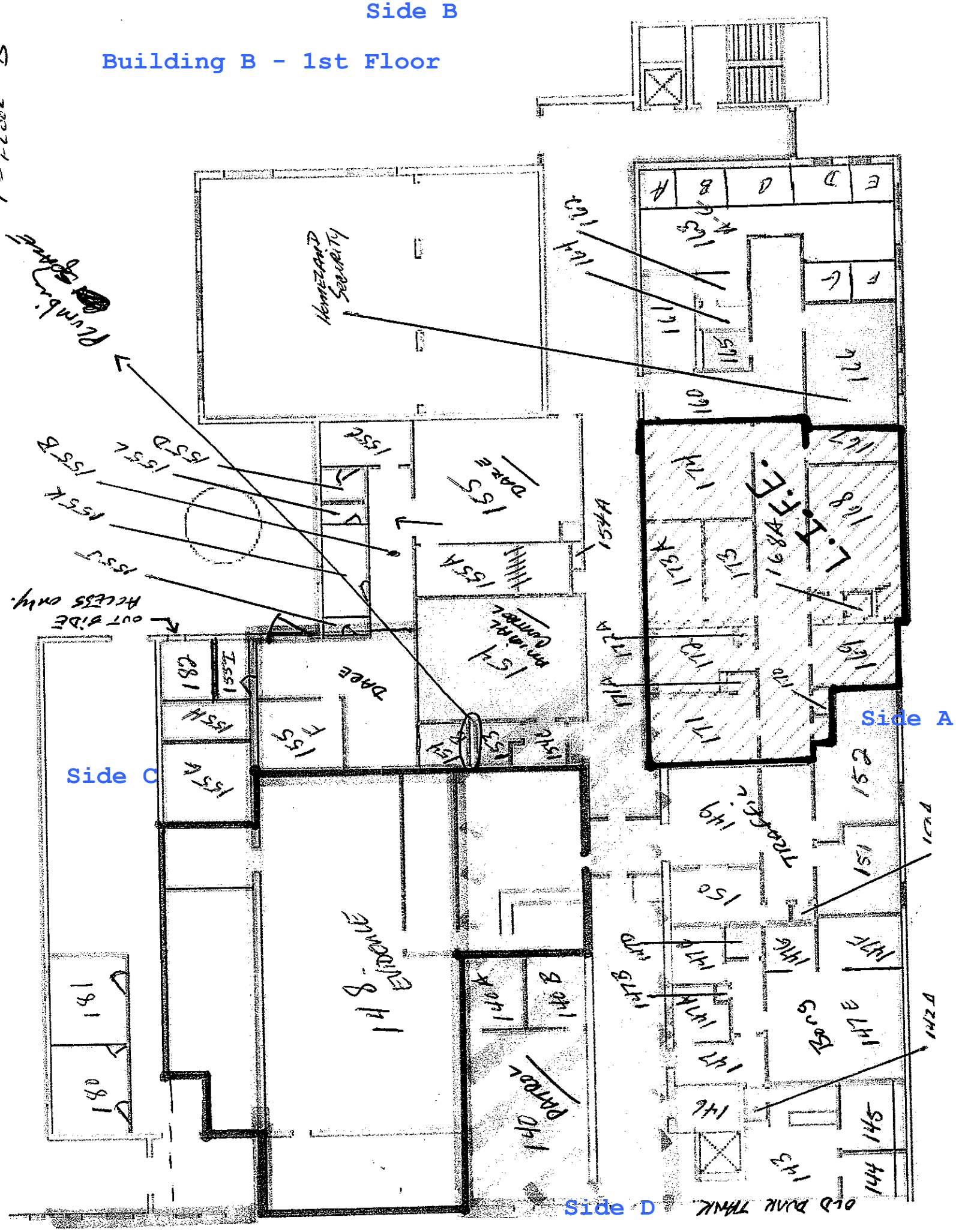

Side B

Building B - 2nd Floor

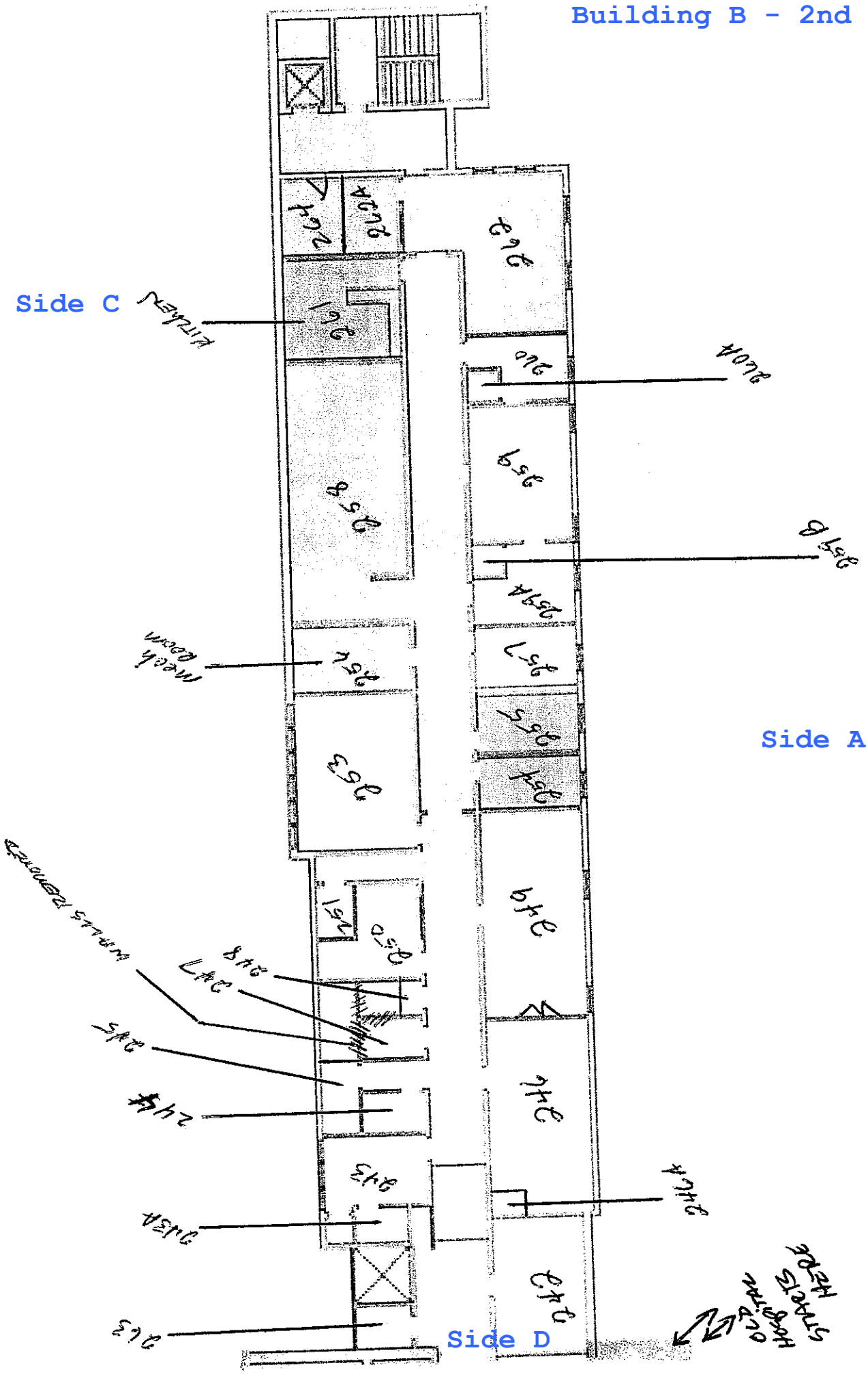

Hattiesburg Police Department XRF Results for Building B

Reading No	Time	Type	Duration	Component	Side	Condition	Color	Floor	Room	Section	Results	PbC	PbC Error	Units
595	5/5/2017 09:43	SHUTTER_CAL	152.67									2.38	0	cps
596	5/5/2017 09:49	PAINT	7.4	Calibration							Positive	1.1	0.1	mg / cm ^2
597	5/5/2017 09:49	PAINT	1.2	Calibration							Positive	1.6	0.6	mg / cm ^2
598	5/5/2017 09:50	PAINT	7.39	Calibration							Positive	1.1	0.1	mg / cm ^2
599	5/5/2017 09:51	PAINT	15.23	Calibration							Positive	1.1	0.1	mg / cm ^2
600	5/5/2017 09:51	PAINT	1.9	Calibration							Positive	1.1	0.3	mg / cm ^2
651	5/5/2017 10:50	PAINT	4.98	WALL	C	INTACT	WHITE	FIRST	148c	Evidence Room	Negative	< LOD	0.08	mg / cm ^2
652	5/5/2017 10:51	PAINT	3.27	WALL	A	INTACT	WHITE	FIRST	148c	Evidence Room	Negative	< LOD	0.27	mg / cm ^2
653	5/5/2017 10:51	PAINT	1.03	CABINET	D	INTACT	WHITE	FIRST	148c	Evidence Room	Negative	< LOD	0.04	mg / cm ^2
654	5/5/2017 10:51	PAINT	1.03	CABINET	D	INTACT	WHITE	FIRST	148c	Evidence Room	Negative	< LOD	0.04	mg / cm ^2
655	5/5/2017 10:52	PAINT	1.03	DOOR	D	INTACT	BLUE	FIRST	148f	Evidence Room	Negative	< LOD	0.03	mg / cm ^2
656	5/5/2017 10:53	PAINT	1.89	DOOR	D	INTACT	BLUE	FIRST	148f	Evidence Room	Negative	< LOD	0.03	mg / cm ^2
657	5/5/2017 10:53	PAINT	1.03	WALL	D	INTACT	BLUE	FIRST	148f	Evidence Room	Negative	< LOD	0.04	mg / cm ^2
658	5/5/2017 10:54	PAINT	2.91	CEILING	D	INTACT	WHITE	FIRST	148f	Evidence Room	Null	< LOD	0.03	mg / cm ^2
659	5/5/2017 10:55	PAINT	1.02	WALL	C	INTACT	WHITE	FIRST	148f	Evidence Room	Negative	< LOD	0.05	mg / cm ^2
660	5/5/2017 10:56	PAINT	1.04	CABINET	C	INTACT	BEIGE	FIRST	148f	Evidence Room	Negative	< LOD	0.05	mg / cm ^2
661	5/5/2017 10:57	PAINT	1.03	WALL	C	INTACT	WHITE	FIRST	148f	Evidence Room	Negative	< LOD	0.06	mg / cm ^2
662	5/5/2017 10:58	PAINT	1.03	WALL	C	INTACT	WHITE	FIRST	148f	Evidence Room	Negative	< LOD	0.03	mg / cm ^2
663	5/5/2017 10:58	PAINT	1.03	WALL	B	INTACT	WHITE	FIRST	148f	Evidence Room	Negative	< LOD	0.04	mg / cm ^2
664	5/5/2017 10:59	PAINT	1.02	WALL	B	INTACT	WHITE	FIRST	148f	Evidence Room	Negative	< LOD	0.04	mg / cm ^2
665	5/5/2017 10:59	PAINT	1.03	WALL	B	INTACT	WHITE	FIRST	148f	Evidence Room	Negative	< LOD	0.04	mg / cm ^2
666	5/5/2017 11:00	PAINT	1.04	CABINET	B	INTACT	WHITE	FIRST	148f	Evidence Room	Negative	< LOD	0.04	mg / cm ^2
667	5/5/2017 11:00	PAINT	1.03	WALL	B	INTACT	YELLOW	FIRST	148f	Evidence Room	Negative	< LOD	0.03	mg / cm ^2
668	5/5/2017 11:00	PAINT	1.03	WALL	B	INTACT	YELLOW	FIRST	148f	Evidence Room	Negative	< LOD	0.03	mg / cm ^2
669	5/5/2017 11:01	PAINT	3.78	FLOOR	B	INTACT	YELLOW	FIRST	148f	Evidence Room	Negative	< LOD	0.04	mg / cm ^2
670	5/5/2017 11:02	PAINT	2.74	WALL	B	INTACT	YELLOW	FIRST	148f	Evidence Room	Negative	< LOD	0.03	mg / cm ^2
671	5/5/2017 11:02	PAINT	3.25	WALL	B	INTACT	YELLOW	FIRST	148f	Evidence Room	Negative	< LOD	0.03	mg / cm ^2
672	5/5/2017 11:02	PAINT	1.38	WALL	A	INTACT	YELLOW	FIRST	148f	Evidence Room	Negative	< LOD	0.03	mg / cm ^2
673	5/5/2017 11:03	PAINT	3.26	WALL	D	INTACT	YELLOW	FIRST	148f	Evidence Room	Negative	< LOD	0.11	mg / cm ^2
674	5/5/2017 11:03	PAINT	3.26	FLOOR	D	INTACT	GREEN	FIRST	148f	Evidence Room	Negative	< LOD	0.03	mg / cm ^2
706	5/5/2017 11:39	PAINT	19.3	Calibration	D	INTACT	GREEN	THIRD	341		Positive	1	0.1	mg / cm ^2
707	5/5/2017 11:39	PAINT	7.56	Calibration	D	INTACT	GREEN	THIRD	341		Positive	1.1	0.1	mg / cm ^2
708	5/5/2017 11:40	PAINT	10.33	Calibration	D	INTACT	GREEN	THIRD	341		Positive	1	0.1	mg / cm ^2
709	5/5/2017 12:49	SHUTTER_CAL	152.82									2.18	0	cps
710	5/5/2017 12:53	PAINT	17.68	Calibration							Positive	1	0.1	mg / cm ^2
711	5/5/2017 12:53	PAINT	1.89	Calibration							Positive	1	0.3	mg / cm ^2
712	5/5/2017 12:54	PAINT	6.02	Calibration							Negative	0.9	0.1	mg / cm ^2
816	5/5/2017 14:03	PAINT	2.75	WALL	C	INTACT	YELLOW	FIRST	144	Section B	Negative	< LOD	0.03	mg / cm ^2
817	5/5/2017 14:03	PAINT	3.1	WALL	D	INTACT	YELLOW	FIRST	144	Section B	Negative	< LOD	0.03	mg / cm ^2
818	5/5/2017 14:04	PAINT	3.26	WALL	A	INTACT	YELLOW	FIRST	144	Section B	Negative	< LOD	0.03	mg / cm ^2
819	5/5/2017 14:04	PAINT	2.75	WALL	B	INTACT	YELLOW	FIRST	144	Section B	Negative	< LOD	0.03	mg / cm ^2
820	5/5/2017 14:05	PAINT	1.03	CABINET	A	INTACT	YELLOW	FIRST	144	Section B	Negative	< LOD	0.03	mg / cm ^2
821	5/5/2017 14:06	PAINT	3.26	WALL	A	INTACT	YELLOW	FIRST	145	Section B	Negative	0.4	0.1	mg / cm ^2
822	5/5/2017 14:06	PAINT	2.74	WALL	B	INTACT	YELLOW	FIRST	145	Section B	Null	0.5	0.3	mg / cm ^2
823	5/5/2017 14:07	PAINT	3.77	WALL	C	INTACT	YELLOW	FIRST	145	Section B	Negative	0.4	0.1	mg / cm ^2
824	5/5/2017 14:07	PAINT	3.27	WALL	D	INTACT	YELLOW	FIRST	145	Section B	Negative	0.5	0.1	mg / cm ^2
825	5/5/2017 14:08	PAINT	3.42	CABINET	A	INTACT	GREEN	FIRST	145	Section B	Negative	0.05	0.03	mg / cm ^2
826	5/5/2017 14:08	PAINT	3.77	CABINET	A	INTACT	BLUE	FIRST	145	Section B	Negative	< LOD	1.31	mg / cm ^2
827	5/5/2017 14:09	PAINT	3.1	WALL	A	INTACT	BLUE	FIRST	140	Section B	Negative	< LOD	0.03	mg / cm ^2
828	5/5/2017 14:10	PAINT	1.72	WALL	B	INTACT	BLUE	FIRST	140	Section B	Negative	< LOD	0.03	mg / cm ^2
829	5/5/2017 14:10	PAINT	1.03	WALL	C	INTACT	BLUE	FIRST	140	Section B	Negative	< LOD	0.03	mg / cm ^2
830	5/5/2017 14:11	PAINT	1.89	WALL	D	INTACT	BLUE	FIRST	140	Section B	Negative	< LOD	0.03	mg / cm ^2
831	5/5/2017 14:11	PAINT	1.54	WALL	D	INTACT	black	FIRST	140	Section B	Negative	< LOD	0.03	mg / cm ^2
832	5/5/2017 14:12	PAINT	1.03	WALL	C	INTACT	black	FIRST	140	Section B	Negative	< LOD	0.04	mg / cm ^2
833	5/5/2017 14:12	PAINT	1.21	WALL	B	INTACT	black	FIRST	140	Section B	Negative	< LOD	0.03	mg / cm ^2
834	5/5/2017 14:12	PAINT	1.54	WALL	A	INTACT	black	FIRST	140	Section B	Null	< LOD	0.04	mg / cm ^2
835	5/5/2017 14:13	PAINT	3.27	WALL	A	INTACT	BEIGE	FIRST	140	Section B	Negative	< LOD	0.03	mg / cm ^2
836	5/5/2017 14:13	PAINT	1.54	WALL	B	INTACT	BEIGE	FIRST	140	Section B	Negative	< LOD	0.03	mg / cm ^2
837	5/5/2017 14:13	PAINT	1.03	WALL	C	INTACT	BEIGE	FIRST	140	Section B	Negative	< LOD	0.03	mg / cm ^2
838	5/5/2017 14:14	PAINT	1.03	WALL	D	INTACT	BEIGE	FIRST	140	Section B	Null	< LOD	0.03	mg / cm ^2
839	5/5/2017 14:14	PAINT	1.02	BASEBOARD	D	INTACT	BLUE	FIRST	140	Section B	Negative	< LOD	0.03	mg / cm ^2

Hattiesburg Police Department XRF Results for Building B

Reading No	Time	Type	Duration	Component	Side	Condition	Color	Floor	Room	Section	Results	PbC	PbC Error	Units
840	5/5/2017 14:15	PAINT	1.03	DOOR	B	INTACT	BLUE	FIRST	140	Section B	Negative	< LOD	0.03	mg / cm ^2
841	5/5/2017 14:16	PAINT	1.2	DOOR	B	INTACT	black	FIRST	140	Section B	Negative	< LOD	0.03	mg / cm ^2
842	5/5/2017 14:16	PAINT	1.03	DOOR	B	INTACT	black	FIRST	140	Section B	Negative	< LOD	0.04	mg / cm ^2
843	5/5/2017 14:16	PAINT	1.04	DOOR	B	INTACT	black	FIRST	140	Section B	Negative	< LOD	0.04	mg / cm ^2
844	5/5/2017 14:17	PAINT	0.17	WALL	B	INTACT	BEIGE	FIRST	140	Section B	Null	< LOD	0.03	mg / cm ^2
845	5/5/2017 14:19	PAINT	1.04	WALL	B	INTACT	GREEN	FIRST	146	Section B	Null	< LOD	0.03	mg / cm ^2
846	5/5/2017 14:19	PAINT	3.1	WALL	C	INTACT	GREEN	FIRST	146	Section B	Negative	< LOD	0.03	mg / cm ^2
847	5/5/2017 14:20	PAINT	2.76	WALL	D	INTACT	GREEN	FIRST	146	Section B	Negative	< LOD	0.03	mg / cm ^2
848	5/5/2017 14:23	PAINT	3.25	WALL	D	INTACT	BEIGE	FIRST	147	Section B	Negative	< LOD	0.03	mg / cm ^2
849	5/5/2017 14:24	PAINT	3.25	WALL	C	INTACT	BEIGE	FIRST	147	Section B	Negative	< LOD	0.03	mg / cm ^2
850	5/5/2017 14:24	PAINT	1.03	WALL	B	INTACT	BEIGE	FIRST	147	Section B	Negative	< LOD	0.03	mg / cm ^2
851	5/5/2017 14:24	PAINT	1.03	WALL	A	INTACT	BEIGE	FIRST	147	Section B	Negative	< LOD	0.03	mg / cm ^2
852	5/5/2017 14:25	PAINT	3.07	WALL	C	INTACT	RED	FIRST	147	Section B	Negative	< LOD	0.03	mg / cm ^2
853	5/5/2017 14:26	PAINT	1.38	WALL	C	INTACT	TAN	FIRST	147	Section B	Null	< LOD	0.03	mg / cm ^2
854	5/5/2017 14:26	PAINT	0.69	DOOR	C	INTACT	TAN	FIRST	147	Section B	Null	< LOD	0.29	mg / cm ^2
855	5/5/2017 14:26	PAINT	1.03	DOOR	C	INTACT	TAN	FIRST	147	Section B	Negative	< LOD	0.48	mg / cm ^2
856	5/5/2017 14:27	PAINT	1.03	DOOR	A	INTACT	WHITE	FIRST	147	Section B	Negative	< LOD	0.03	mg / cm ^2
857	5/5/2017 14:27	PAINT	1.03	CABINET	A	INTACT	TAN	FIRST	147	Section B	Negative	< LOD	0.04	mg / cm ^2
858	5/5/2017 14:28	PAINT	1.38	WALL	A	INTACT	BEIGE	FIRST	147a	Section B	Negative	< LOD	0.03	mg / cm ^2
859	5/5/2017 14:28	PAINT	2.93	WALL	B	INTACT	BEIGE	FIRST	147a	Section B	Negative	< LOD	0.03	mg / cm ^2
860	5/5/2017 14:28	PAINT	3.1	WALL	C	INTACT	BEIGE	FIRST	147a	Section B	Negative	< LOD	0.03	mg / cm ^2
861	5/5/2017 14:29	PAINT	1.03	WALL	D	INTACT	BEIGE	FIRST	147a	Section B	Negative	< LOD	0.03	mg / cm ^2
862	5/5/2017 14:29	PAINT	1.03	TRIM	D	INTACT	BEIGE	FIRST	147a	Section B	Negative	< LOD	0.03	mg / cm ^2
863	5/5/2017 14:30	PAINT	1.03	WINDOW	C	INTACT	BEIGE	FIRST	147a	Section B	Negative	< LOD	0.03	mg / cm ^2
864	5/5/2017 14:30	PAINT	2.41	WINDOW	C	INTACT	BEIGE	FIRST	147a	Section B	Negative	< LOD	0.03	mg / cm ^2
865	5/5/2017 14:30	PAINT	1.54	WINDOW	C	INTACT	BEIGE	FIRST	147a	Section B	Negative	< LOD	0.6	mg / cm ^2
866	5/5/2017 14:30	PAINT	1.03	WINDOW	C	INTACT	WHITE	FIRST	147a	Section B	Negative	< LOD	0.05	mg / cm ^2
867	5/5/2017 14:32	PAINT	3.1	CLOSET	C	INTACT	GREEN	FIRST	147b	Section B	Negative	< LOD	0.03	mg / cm ^2
868	5/5/2017 14:32	PAINT	1.88	CLOSET	C	INTACT	GREEN	FIRST	147b	Section B	Negative	< LOD	0.03	mg / cm ^2
869	5/5/2017 14:33	PAINT	1.03	CABINET	C	INTACT	GREEN	FIRST	147c	Section B	Negative	< LOD	0.06	mg / cm ^2
870	5/5/2017 14:34	PAINT	1.03	CABINET	C	INTACT	GREEN	FIRST	147c	Section B	Negative	< LOD	0.37	mg / cm ^2
871	5/5/2017 14:35	PAINT	3.08	WALL	A	INTACT	GREEN	FIRST	147c	Section B	Negative	< LOD	0.03	mg / cm ^2
872	5/5/2017 14:36	PAINT	1.71	WALL	A	INTACT	BEIGE	FIRST	147d	Section B	Negative	< LOD	0.03	mg / cm ^2
873	5/5/2017 14:37	PAINT	1.37	WALL	A	INTACT	BEIGE	FIRST	147d	Section B	Null	< LOD	0.03	mg / cm ^2
874	5/5/2017 14:37	PAINT	2.57	WALL	A	INTACT	BEIGE	FIRST	147d	Section B	Negative	< LOD	0.03	mg / cm ^2
875	5/5/2017 14:37	PAINT	2.22	WALL	A	INTACT	BEIGE	FIRST	147d	Section B	Negative	< LOD	0.03	mg / cm ^2
876	5/5/2017 14:38	PAINT	2.94	WALL	A	INTACT	BEIGE	FIRST	147e	Section B	Negative	< LOD	0.03	mg / cm ^2
877	5/5/2017 14:38	PAINT	0.51	WALL	A	INTACT	BEIGE	FIRST	147e	Section B	Null	< LOD	0.05	mg / cm ^2
878	5/5/2017 14:38	PAINT	1.37	WALL	A	INTACT	BEIGE	FIRST	147e	Section B	Negative	< LOD	0.03	mg / cm ^2
879	5/5/2017 14:39	PAINT	2.74	WALL	A	INTACT	BEIGE	FIRST	147e	Section B	Negative	< LOD	0.03	mg / cm ^2
880	5/5/2017 14:39	PAINT	3.26	CABINET	A	INTACT	GREEN	FIRST	147e	Section B	Negative	< LOD	0.03	mg / cm ^2
881	5/5/2017 14:40	PAINT	1.03	CABINET	A	INTACT	BROWN	FIRST	147e	Section B	Negative	< LOD	0.03	mg / cm ^2
882	5/5/2017 14:40	PAINT	1.02	DOOR	B	INTACT	WHITE	FIRST	147e	Section B	Negative	< LOD	0.03	mg / cm ^2
883	5/5/2017 14:40	PAINT	1.03	DOOR	B	INTACT	WHITE	FIRST	147e	Section B	Negative	< LOD	0.03	mg / cm ^2
884	5/5/2017 14:41	PAINT	2.56	WALL	B	INTACT	YELLOW	FIRST	147f	Section B	Negative	< LOD	0.03	mg / cm ^2
885	5/5/2017 14:41	PAINT	1.37	WALL	B	INTACT	YELLOW	FIRST	147f	Section B	Negative	< LOD	0.03	mg / cm ^2
886	5/5/2017 14:41	PAINT	2.9	WALL	B	INTACT	YELLOW	FIRST	147f	Section B	Negative	< LOD	0.03	mg / cm ^2
887	5/5/2017 14:41	PAINT	2.57	WALL	B	INTACT	YELLOW	FIRST	147f	Section B	Negative	< LOD	0.03	mg / cm ^2
888	5/5/2017 14:42	PAINT	1.03	CABINET	B	INTACT	BROWN	FIRST	147f	Section B	Negative	< LOD	0.09	mg / cm ^2
889	5/5/2017 14:42	PAINT	2.22	WALL	B	INTACT	YELLOW	FIRST	147g	Section B	Negative	< LOD	0.03	mg / cm ^2
890	5/5/2017 14:43	PAINT	1.71	WALL	B	INTACT	YELLOW	FIRST	147g	Section B	Null	< LOD	0.03	mg / cm ^2
891	5/5/2017 14:43	PAINT	3.43	WALL	B	INTACT	YELLOW	FIRST	147g	Section B	Negative	< LOD	0.03	mg / cm ^2
892	5/5/2017 14:43	PAINT	0.51	WALL	B	INTACT	YELLOW	FIRST	147g	Section B	Null	< LOD	0.06	mg / cm ^2
893	5/5/2017 14:45	PAINT	7.06	Calibration	B	INTACT	YELLOW	FIRST	147g	Section B	Positive	1	0.1	mg / cm ^2
894	5/5/2017 14:46	PAINT	3.25	Calibration	B	INTACT	YELLOW	FIRST	147g	Section B	Positive	1.2	0.2	mg / cm ^2
895	5/5/2017 14:46	PAINT	10.48	Calibration	B	INTACT	YELLOW	FIRST	147g	Section B	Positive	1	0.1	mg / cm ^2
896	5/5/2017 14:47	PAINT	8.93	Calibration	B	INTACT	YELLOW	FIRST	147g	Section B	Positive	1	0.1	mg / cm ^2
897	5/5/2017 14:55	PAINT	1.03	WALL	B	INTACT	YELLOW	SECOND	201	Section B	Negative	< LOD	0.03	mg / cm ^2
898	5/5/2017 14:55	PAINT	2.9	WALL	A	INTACT	YELLOW	SECOND	201	Section B	Negative	< LOD	0.03	mg / cm ^2
899	5/5/2017 14:56	PAINT	2.06	WALL	D	INTACT	YELLOW	SECOND	201	Section B	Negative	< LOD	0.13	mg / cm ^2
900	5/5/2017 14:56	PAINT	1.04	WALL	A	INTACT	YELLOW	SECOND	201	Section B	Negative	< LOD	0.04	mg / cm ^2

Hattiesburg Police Department XRF Results for Building B

Reading No	Time	Type	Duration	Component	Side	Condition	Color	Floor	Room	Section	Results	PbC	PbC Error	Units
901	5/5/2017 14:57	PAINT	1.03	CABINET	A	INTACT	BEIGE	SECOND	201	Section B	Negative	< LOD	0.03	mg / cm ^2
902	5/5/2017 14:57	PAINT	1.03	CABINET	A	INTACT	BEIGE	SECOND	201	Section B	Negative	< LOD	0.04	mg / cm ^2
903	5/5/2017 14:58	PAINT	1.03	CABINET	A	INTACT	GREEN	SECOND	201	Section B	Negative	< LOD	0.05	mg / cm ^2
904	5/5/2017 14:58	PAINT	1.03	DOOR	A	INTACT	BROWN	SECOND	201	Section B	Negative	< LOD	0.09	mg / cm ^2
905	5/5/2017 15:12	PAINT	1.03	DOOR	A	INTACT	BROWN	FIRST	149	Section B	Negative	< LOD	0.37	mg / cm ^2
906	5/5/2017 15:12	PAINT	1.03	DOOR	A	INTACT	BROWN	FIRST	149	Section B	Negative	< LOD	0.37	mg / cm ^2
907	5/5/2017 15:13	PAINT	1.03	DOOR	A	INTACT	BROWN	FIRST	149	Section B	Negative	< LOD	0.29	mg / cm ^2
908	5/5/2017 15:13	PAINT	1.9	WALL	A	INTACT	PINK	FIRST	149	Section B	Negative	< LOD	0.03	mg / cm ^2
909	5/5/2017 15:14	PAINT	2.24	WALL	B	INTACT	PINK	FIRST	149	Section B	Negative	< LOD	0.03	mg / cm ^2
910	5/5/2017 15:14	PAINT	4.12	WALL	C	INTACT	PINK	FIRST	149	Section B	Negative	< LOD	0.03	mg / cm ^2
911	5/5/2017 15:14	PAINT	2.43	WALL	D	INTACT	PINK	FIRST	149	Section B	Negative	< LOD	0.03	mg / cm ^2
912	5/5/2017 15:16	PAINT	3.26	WALL	A	INTACT	BEIGE	FIRST	150	Section B	Negative	< LOD	0.03	mg / cm ^2
913	5/5/2017 15:16	PAINT	2.75	WALL	B	INTACT	BEIGE	FIRST	150	Section B	Negative	< LOD	0.03	mg / cm ^2
914	5/5/2017 15:16	PAINT	1.71	WALL	C	INTACT	BEIGE	FIRST	150	Section B	Null	< LOD	0.03	mg / cm ^2
915	5/5/2017 15:16	PAINT	0.68	WALL	D	INTACT	BEIGE	FIRST	150	Section B	Null	< LOD	0.04	mg / cm ^2
916	5/5/2017 15:17	PAINT	2.91	WALL	C	INTACT	BLUE	FIRST	150	Section B	Negative	< LOD	0.03	mg / cm ^2
917	5/5/2017 15:17	PAINT	3.26	BASEBOARD	D	INTACT	BEIGE	FIRST	150	Section B	Negative	< LOD	0.03	mg / cm ^2
918	5/5/2017 15:19	PAINT	0.51	WALL	A	INTACT	BEIGE	FIRST	151	Section B	Positive	< LOD	27.15	mg / cm ^2
919	5/5/2017 15:19	PAINT	0.51	WALL	B	INTACT	BEIGE	FIRST	151	Section B	Positive	< LOD	28.65	mg / cm ^2
920	5/5/2017 15:19	PAINT	0.51	WALL	C	INTACT	BEIGE	FIRST	151	Section B	Positive	< LOD	27.45	mg / cm ^2
921	5/5/2017 15:20	PAINT	0.51	WALL	D	INTACT	BEIGE	FIRST	151	Section B	Positive	< LOD	29.55	mg / cm ^2
922	5/5/2017 15:20	PAINT	2.07	WALL	B	INTACT	BEIGE	FIRST	151	Section B	Negative	< LOD	0.03	mg / cm ^2
923	5/5/2017 15:21	PAINT	3.44	WALL	A	INTACT	BEIGE	FIRST	151	Section B	Negative	< LOD	0.03	mg / cm ^2
924	5/5/2017 15:21	PAINT	1.71	WINDOW	A	INTACT	BEIGE	FIRST	151	Section B	Negative	< LOD	0.03	mg / cm ^2
925	5/5/2017 15:22	PAINT	2.74	WINDOW	A	INTACT	BEIGE	FIRST	151	Section B	Negative	< LOD	0.04	mg / cm ^2
926	5/5/2017 15:23	PAINT	3.11	WALL	A	INTACT	BEIGE	FIRST	150a	Section B	Negative	< LOD	0.03	mg / cm ^2
927	5/5/2017 15:23	PAINT	1.71	WALL	B	INTACT	BEIGE	FIRST	150a	Section B	Null	< LOD	0.03	mg / cm ^2
928	5/5/2017 15:25	PAINT	1.21	WALL	A	INTACT	BEIGE	FIRST	152	Section B	Null	< LOD	0.04	mg / cm ^2
929	5/5/2017 15:25	PAINT	1.55	WALL	B	INTACT	BEIGE	FIRST	152	Section B	Negative	< LOD	0.03	mg / cm ^2
930	5/5/2017 15:25	PAINT	3.1	WALL	C	INTACT	BEIGE	FIRST	152	Section B	Negative	< LOD	0.03	mg / cm ^2
931	5/5/2017 15:25	PAINT	1.55	WALL	D	INTACT	BEIGE	FIRST	152	Section B	Negative	< LOD	0.03	mg / cm ^2
932	5/5/2017 15:26	PAINT	2.23	WINDOW	A	INTACT	BEIGE	FIRST	152	Section B	Negative	< LOD	0.03	mg / cm ^2
933	5/5/2017 15:26	PAINT	1.02	DOOR	B	INTACT	BEIGE	FIRST	152	Section B	Negative	< LOD	0.09	mg / cm ^2
934	5/5/2017 15:26	PAINT	1.03	DOOR	B	INTACT	BEIGE	FIRST	152	Section B	Negative	< LOD	0.11	mg / cm ^2
935	5/5/2017 15:31	PAINT	2.93	WALL	A	INTACT	YELLOW	FIRST	160	Section B	Negative	< LOD	0.03	mg / cm ^2
936	5/5/2017 15:31	PAINT	1.03	WALL	B	INTACT	YELLOW	FIRST	160	Section B	Negative	< LOD	0.03	mg / cm ^2
937	5/5/2017 15:31	PAINT	0.35	WALL	C	INTACT	YELLOW	FIRST	160	Section B	Null	< LOD	0.15	mg / cm ^2
938	5/5/2017 15:32	PAINT	3.11	WALL	D	INTACT	YELLOW	FIRST	160	Section B	Negative	< LOD	0.03	mg / cm ^2
939	5/5/2017 15:32	PAINT	2.57	WALL	A	INTACT	YELLOW	FIRST	160	Section B	Negative	< LOD	0.03	mg / cm ^2
940	5/5/2017 15:32	PAINT	1.03	DOOR	B	INTACT	BROWN	FIRST	160	Section B	Negative	< LOD	0.31	mg / cm ^2
941	5/5/2017 15:33	PAINT	1.03	DOOR	B	INTACT	BROWN	FIRST	160	Section B	Negative	< LOD	0.39	mg / cm ^2
942	5/5/2017 15:33	PAINT	1.03	DOOR	D	INTACT	BROWN	FIRST	160	Section B	Negative	< LOD	0.14	mg / cm ^2
943	5/5/2017 15:33	PAINT	1.03	DOOR	D	INTACT	BROWN	FIRST	160	Section B	Negative	< LOD	0.27	mg / cm ^2
944	5/5/2017 15:33	PAINT	1.03	DOOR	A	INTACT	BROWN	FIRST	160	Section B	Negative	< LOD	0.05	mg / cm ^2
945	5/5/2017 15:34	PAINT	1.55	DOOR	A	INTACT	BROWN	FIRST	160	Section B	Negative	< LOD	0.03	mg / cm ^2
946	5/5/2017 15:34	PAINT	1.03	DOOR	A	INTACT	BLUE	FIRST	161	Section B	Negative	< LOD	0.35	mg / cm ^2
947	5/5/2017 15:35	PAINT	1.03	DOOR	A	INTACT	BROWN	FIRST	161	Section B	Negative	< LOD	0.28	mg / cm ^2
948	5/5/2017 15:35	PAINT	2.74	WALL	A	INTACT	WHITE	FIRST	161	Section B	Negative	< LOD	0.03	mg / cm ^2
949	5/5/2017 15:35	PAINT	2.56	WALL	B	INTACT	WHITE	FIRST	161	Section B	Negative	< LOD	0.03	mg / cm ^2
950	5/5/2017 15:36	PAINT	3.09	WALL	C	INTACT	WHITE	FIRST	161	Section B	Negative	< LOD	0.03	mg / cm ^2
951	5/5/2017 15:36	PAINT	2.57	WALL	D	INTACT	WHITE	FIRST	161	Section B	Negative	< LOD	0.03	mg / cm ^2
952	5/5/2017 15:37	PAINT	3.26	WALL	A	INTACT	BLUE	FIRST	161	Section B	Negative	< LOD	0.03	mg / cm ^2
953	5/5/2017 15:37	PAINT	2.23	WALL	A	INTACT	BLUE	FIRST	161	Section B	Negative	< LOD	0.03	mg / cm ^2
954	5/5/2017 15:37	PAINT	3.08	WALL	A	INTACT	BLUE	FIRST	161	Section B	Negative	< LOD	0.03	mg / cm ^2
955	5/5/2017 15:38	PAINT	3.1	WALL	A	INTACT	BLUE	FIRST	161	Section B	Negative	< LOD	0.03	mg / cm ^2
956	5/5/2017 15:38	PAINT	4.61	BASEBOARD	A	INTACT	WHITE	FIRST	161	Section B	Negative	< LOD	0.06	mg / cm ^2
957	5/5/2017 15:39	PAINT	2.24	WALL	A	INTACT	YELLOW	FIRST	162	Section B	Negative	< LOD	0.03	mg / cm ^2
958	5/5/2017 15:39	PAINT	1.03	WALL	B	INTACT	YELLOW	FIRST	162	Section B	Negative	< LOD	0.03	mg / cm ^2
959	5/5/2017 15:39	PAINT	1.71	WALL	C	INTACT	YELLOW	FIRST	162	Section B	Negative	< LOD	0.03	mg / cm ^2
960	5/5/2017 15:40	PAINT	3.1	WALL	D	INTACT	YELLOW	FIRST	162	Section B	Negative	< LOD	0.03	mg / cm ^2
961	5/5/2017 15:40	PAINT	1.54	BASEBOARD	A	INTACT	GREEN	FIRST	162	Section B	Null	< LOD	0.12	mg / cm ^2

Hattiesburg Police Department XRF Results for Building B

Reading No	Time	Type	Duration	Component	Side	Condition	Color	Floor	Room	Section	Results	PbC	PbC Error	Units
962	5/5/2017 15:41	PAINT	3.25	WALL	A	INTACT	YELLOW	FIRST	163	Section B	Negative	< LOD	0.03	mg / cm ^2
963	5/5/2017 15:42	PAINT	3.1	WALL	A	INTACT	YELLOW	FIRST	163	Section B	Negative	< LOD	0.03	mg / cm ^2
964	5/5/2017 15:43	PAINT	2.92	WALL	A	INTACT	YELLOW	FIRST	163	Section B	Negative	< LOD	0.03	mg / cm ^2
965	5/5/2017 15:43	PAINT	3.26	WALL	A	INTACT	YELLOW	FIRST	163	Section B	Negative	< LOD	0.03	mg / cm ^2
966	5/5/2017 15:44	PAINT	1.02	WALL	UPPER	INTACT	YELLOW	FIRST	163	Section B	Negative	< LOD	0.03	mg / cm ^2
967	5/5/2017 15:44	PAINT	1.03	WALL	UPPER	INTACT	YELLOW	FIRST	163	Section B	Negative	< LOD	0.03	mg / cm ^2
968	5/5/2017 15:44	PAINT	3.09	COLUMN	B	INTACT	YELLOW	FIRST	163	Section B	Negative	< LOD	0.03	mg / cm ^2
969	5/5/2017 15:45	PAINT	2.22	BASEBOARD	C	INTACT	YELLOW	FIRST	163	Section B	Null	< LOD	0.1	mg / cm ^2
970	5/5/2017 15:45	PAINT	1.02	WINDOW	A	INTACT	BROWN	FIRST	163	Section B	Negative	< LOD	0.39	mg / cm ^2
971	5/5/2017 15:46	PAINT	2.92	WINDOW	A	INTACT	BROWN	FIRST	163f	Section B	Negative	< LOD	2.39	mg / cm ^2
972	5/5/2017 15:46	PAINT	1.03	WINDOW	A	INTACT	BROWN	FIRST	163f	Section B	Negative	< LOD	0.22	mg / cm ^2
973	5/5/2017 15:47	PAINT	1.03	WINDOW	A	INTACT	BROWN	FIRST	163e	Section B	Negative	< LOD	0.46	mg / cm ^2
974	5/5/2017 15:47	PAINT	1.03	WINDOW	A	INTACT	BROWN	FIRST	163e	Section B	Negative	< LOD	0.38	mg / cm ^2
975	5/5/2017 15:48	PAINT	1.03	WINDOW	A	INTACT	BROWN	FIRST	163d	Section B	Negative	< LOD	0.32	mg / cm ^2
976	5/5/2017 15:48	PAINT	1.03	WINDOW	A	INTACT	BROWN	FIRST	163d	Section B	Negative	< LOD	0.17	mg / cm ^2
977	5/5/2017 15:48	PAINT	3.93	WINDOW	A	INTACT	BROWN	FIRST	163d	Section B	Negative	< LOD	0.24	mg / cm ^2
978	5/5/2017 15:50	PAINT	2.23	WALL	A	INTACT	BEIGE	FIRST	165	Section B	Negative	< LOD	0.03	mg / cm ^2
979	5/5/2017 15:50	PAINT	2.4	WALL	B	INTACT	BEIGE	FIRST	165	Section B	Negative	< LOD	0.04	mg / cm ^2
980	5/5/2017 15:50	PAINT	3.26	WALL	C	INTACT	BEIGE	FIRST	165	Section B	Negative	< LOD	0.03	mg / cm ^2
981	5/5/2017 15:51	PAINT	3.09	WALL	D	INTACT	BEIGE	FIRST	165	Section B	Negative	< LOD	0.03	mg / cm ^2
982	5/5/2017 15:51	PAINT	3.08	BASEBOARD	A	INTACT	GREEN	FIRST	165	Section B	Negative	< LOD	0.03	mg / cm ^2
983	5/5/2017 15:52	PAINT	3.27	WALL	A	INTACT	BEIGE	FIRST	167	Section B	Negative	< LOD	0.03	mg / cm ^2
984	5/5/2017 15:52	PAINT	3.11	WALL	B	INTACT	BEIGE	FIRST	167	Section B	Negative	< LOD	0.03	mg / cm ^2
985	5/5/2017 15:53	PAINT	3.1	WALL	C	INTACT	BEIGE	FIRST	167	Section B	Negative	< LOD	0.03	mg / cm ^2
986	5/5/2017 15:53	PAINT	2.75	WALL	D	INTACT	BEIGE	FIRST	167	Section B	Negative	< LOD	0.03	mg / cm ^2
987	5/5/2017 15:54	PAINT	2.4	WALL	A	INTACT	BEIGE	FIRST	168	Section B	Negative	< LOD	0.03	mg / cm ^2
988	5/5/2017 15:54	PAINT	3.26	WALL	B	INTACT	BEIGE	FIRST	168	Section B	Negative	< LOD	0.08	mg / cm ^2
989	5/5/2017 15:55	PAINT	5.15	WALL	C	INTACT	BEIGE	FIRST	168	Section B	Negative	0.05	0.03	mg / cm ^2
990	5/5/2017 15:55	PAINT	3.25	WALL	D	INTACT	BEIGE	FIRST	168	Section B	Negative	< LOD	0.04	mg / cm ^2
991	5/5/2017 15:56	PAINT	3.41	WINDOW	A	INTACT	BEIGE	FIRST	168	Section B	Negative	< LOD	0.03	mg / cm ^2
992	5/5/2017 15:56	PAINT	1.72	WINDOW	A	INTACT	BEIGE	FIRST	168	Section B	Negative	< LOD	0.18	mg / cm ^2
993	5/5/2017 15:57	PAINT	0.35	WINDOW	A	INTACT	BEIGE	FIRST	168	Section B	Positive	< LOD	93	mg / cm ^2
994	5/5/2017 15:57	PAINT	0.34	WINDOW	A	INTACT	BEIGE	FIRST	168	Section B	Positive	< LOD	96.75	mg / cm ^2
995	5/5/2017 15:58	PAINT	3.1	WALL	A	INTACT	BEIGE	FIRST	168a	Section B	Negative	< LOD	0.03	mg / cm ^2
996	5/5/2017 15:58	PAINT	0.17	WALL	B	INTACT	BEIGE	FIRST	168a	Section B	Null	< LOD	0.03	mg / cm ^2
997	5/5/2017 15:58	PAINT	3.1	WALL	C	INTACT	BEIGE	FIRST	168a	Section B	Negative	< LOD	0.03	mg / cm ^2
998	5/5/2017 15:59	PAINT	2.76	WALL	D	INTACT	BEIGE	FIRST	168a	Section B	Negative	< LOD	0.03	mg / cm ^2
999	5/5/2017 15:59	PAINT	3.09	WALL	A	INTACT	BEIGE	FIRST	168a	Section B	Negative	< LOD	0.03	mg / cm ^2
1000	5/5/2017 15:59	PAINT	2.91	BASEBOARD	D	INTACT	BEIGE	FIRST	168a	Section B	Negative	< LOD	0.1	mg / cm ^2
1001	5/5/2017 16:00	PAINT	2.41	FLOOR	D	INTACT	BEIGE	FIRST	168a	Section B	Null	< LOD	0.03	mg / cm ^2
1002	5/5/2017 16:01	PAINT	1.71	WALL	A	INTACT	BEIGE	FIRST	169	Section B	Null	< LOD	0.03	mg / cm ^2
1003	5/5/2017 16:01	PAINT	3.27	WALL	B	INTACT	BEIGE	FIRST	169	Section B	Negative	< LOD	0.03	mg / cm ^2
1004	5/5/2017 16:01	PAINT	2.92	WALL	C	INTACT	BEIGE	FIRST	169	Section B	Null	< LOD	0.03	mg / cm ^2
1005	5/5/2017 16:02	PAINT	0.52	WALL	D	INTACT	BEIGE	FIRST	169	Section B	Null	< LOD	0.04	mg / cm ^2
1006	5/5/2017 16:02	PAINT	3.09	WINDOW	A	INTACT	BEIGE	FIRST	169	Section B	Negative	< LOD	0.03	mg / cm ^2
1007	5/5/2017 16:03	PAINT	1.71	WALL	A	INTACT	BEIGE	FIRST	170	Section B	Null	< LOD	0.03	mg / cm ^2
1008	5/5/2017 16:03	PAINT	3.09	WALL	B	INTACT	BEIGE	FIRST	170	Section B	Negative	< LOD	0.1	mg / cm ^2
1009	5/5/2017 16:03	PAINT	1.2	WALL	C	INTACT	BEIGE	FIRST	170	Section B	Null	< LOD	0.03	mg / cm ^2
1010	5/5/2017 16:03	PAINT	2.23	WALL	D	INTACT	BEIGE	FIRST	170	Section B	Negative	< LOD	0.07	mg / cm ^2
1011	5/5/2017 16:04	PAINT	1.02	DOOR	B	INTACT	BROWN	FIRST	170	Section B	Negative	< LOD	0.16	mg / cm ^2
1012	5/5/2017 16:04	PAINT	1.89	DOOR	B	INTACT	BROWN	FIRST	171	Section B	Negative	< LOD	0.56	mg / cm ^2
1013	5/5/2017 16:05	PAINT	1.03	DOOR	B	INTACT	BROWN	FIRST	171	Section B	Negative	< LOD	0.08	mg / cm ^2
1014	5/5/2017 16:05	PAINT	0.68	WALL	A	INTACT	PINK	FIRST	171	Section B	Positive	< LOD	21.75	mg / cm ^2
1015	5/5/2017 16:05	PAINT	0.52	WALL	A	INTACT	PINK	FIRST	171	Section B	Positive	< LOD	27.45	mg / cm ^2
1016	5/5/2017 16:05	PAINT	0.51	WALL	B	INTACT	PINK	FIRST	171	Section B	Positive	< LOD	27.9	mg / cm ^2
1017	5/5/2017 16:06	PAINT	1.03	WALL	C	INTACT	PINK	FIRST	171	Section B	Negative	< LOD	0.08	mg / cm ^2
1018	5/5/2017 16:06	PAINT	2.24	WALL	D	INTACT	PINK	FIRST	171	Section B	Positive	3.3	2.1	mg / cm ^2
1019	5/5/2017 16:07	PAINT	6.35	BASEBOARD	D	INTACT	PINK	FIRST	171	Section B	Null	< LOD	0.04	mg / cm ^2
1020	5/5/2017 16:08	PAINT	0.68	TRIM	A	INTACT	WHITE	FIRST	171	Section B	Positive	< LOD	21	mg / cm ^2
1021	5/5/2017 16:08	PAINT	0.86	TRIM	A	INTACT	WHITE	FIRST	171	Section B	Null	< LOD	0.06	mg / cm ^2
1022	5/5/2017 16:08	PAINT	1.03	TRIM	A	INTACT	WHITE	FIRST	171	Section B	Negative	< LOD	0.04	mg / cm ^2

Hattiesburg Police Department XRF Results for Building B

Reading No	Time	Type	Duration	Component	Side	Condition	Color	Floor	Room	Section	Results	PbC	PbC Error	Units
1023	5/5/2017 16:08	PAINT	3.08	TRIM	A	INTACT	WHITE	FIRST	171	Section B	Negative	< LOD	0.06	mg / cm ^2
1024	5/5/2017 16:09	PAINT	1.03	WINDOW	A	INTACT	BROWN	FIRST	171	Section B	Negative	< LOD	0.04	mg / cm ^2
1025	5/5/2017 16:09	PAINT	1.03	WINDOW	A	INTACT	BROWN	FIRST	171	Section B	Negative	< LOD	0.03	mg / cm ^2
1026	5/5/2017 16:10	PAINT	0.51	WALL	A	INTACT	PINK	FIRST	172	Section B	Positive	< LOD	28.05	mg / cm ^2
1027	5/5/2017 16:10	PAINT	3.26	WALL	B	INTACT	PINK	FIRST	172	Section B	Positive	2.3	1.2	mg / cm ^2
1028	5/5/2017 16:10	PAINT	2.06	WALL	C	INTACT	PINK	FIRST	172	Section B	Negative	< LOD	0.03	mg / cm ^2
1029	5/5/2017 16:11	PAINT	1.71	WALL	D	INTACT	PINK	FIRST	172	Section B	Negative	< LOD	0.03	mg / cm ^2
1030	5/5/2017 16:11	PAINT	2.41	WALL	D	INTACT	PINK	FIRST	172	Section B	Negative	< LOD	0.03	mg / cm ^2
1031	5/5/2017 16:12	PAINT	1.56	WALL	D	INTACT	PINK	FIRST	172	Section B	Negative	< LOD	0.03	mg / cm ^2
1032	5/5/2017 16:12	PAINT	0.52	WALL	D	INTACT	PINK	FIRST	172	Section B	Positive	< LOD	26.4	mg / cm ^2
1033	5/5/2017 16:12	PAINT	1.03	CLOSET	B	INTACT	WHITE	FIRST	172	Section B	Negative	< LOD	0.05	mg / cm ^2
1034	5/5/2017 16:12	PAINT	1.03	CLOSET	B	INTACT	WHITE	FIRST	172	Section B	Negative	< LOD	0.05	mg / cm ^2
1035	5/5/2017 16:14	PAINT	2.93	WALL	A	INTACT	TAN	FIRST	173	Section B	Negative	< LOD	0.03	mg / cm ^2
1036	5/5/2017 16:14	PAINT	2.42	WALL	A	INTACT	TAN	FIRST	173	Section B	Negative	< LOD	0.03	mg / cm ^2
1037	5/5/2017 16:14	PAINT	1.88	WALL	A	INTACT	TAN	FIRST	173	Section B	Negative	< LOD	0.04	mg / cm ^2
1038	5/5/2017 16:15	PAINT	3.1	WALL	A	INTACT	TAN	FIRST	173	Section B	Negative	< LOD	0.03	mg / cm ^2
1039	5/5/2017 16:15	PAINT	3.27	DOOR	C	INTACT	TAN	FIRST	173	Section B	Negative	< LOD	1.63	mg / cm ^2
1040	5/5/2017 16:15	PAINT	1.03	DOOR	C	INTACT	BROWN	FIRST	173	Section B	Negative	< LOD	0.44	mg / cm ^2
1041	5/5/2017 16:16	PAINT	1.21	BASEBOARD	C	INTACT	TAN	FIRST	173	Section B	Positive	< LOD	6.15	mg / cm ^2
1042	5/5/2017 16:16	PAINT	2.06	BASEBOARD	C	INTACT	TAN	FIRST	173	Section B	Positive	< LOD	4.05	mg / cm ^2
1043	5/5/2017 16:17	PAINT	3.27	WALL	C	INTACT	TAN	FIRST	173	Section B	Negative	< LOD	0.03	mg / cm ^2
1044	5/5/2017 16:17	PAINT	3.11	WALL	A	INTACT	PINK	FIRST	174	Section B	Negative	< LOD	0.03	mg / cm ^2
1045	5/5/2017 16:18	PAINT	4.65	WALL	A	INTACT	PINK	FIRST	174	Section B	Negative	< LOD	0.03	mg / cm ^2
1046	5/5/2017 16:18	PAINT	6.89	WALL	A	INTACT	PINK	FIRST	174	Section B	Null	< LOD	0.03	mg / cm ^2
1047	5/5/2017 16:19	PAINT	7.07	WALL	A	INTACT	PINK	FIRST	174	Section B	Null	< LOD	0.03	mg / cm ^2
1048	5/5/2017 16:19	PAINT	5.32	BASEBOARD	A	INTACT	PINK	FIRST	174	Section B	Negative	< LOD	0.03	mg / cm ^2
1049	5/5/2017 16:22	PAINT	0.69	CEILING	A	INTACT	WHITE	FIRST	155f	Section B	Null	< LOD	0.04	mg / cm ^2
1050	5/5/2017 16:22	PAINT	1.88	TRIM	A	INTACT	WHITE	FIRST	155f	Section B	Negative	< LOD	0.44	mg / cm ^2
1051	5/5/2017 16:22	PAINT	1.03	TRIM	A	INTACT	WHITE	FIRST	155f	Section B	Negative	< LOD	0.03	mg / cm ^2
1052	5/5/2017 16:23	PAINT	1.03	DOOR	A	INTACT	WHITE	FIRST	155e	Section B	Negative	< LOD	0.27	mg / cm ^2
1053	5/5/2017 16:24	PAINT	3.11	WALL	A	INTACT	BEIGE	FIRST	155e	Section B	Negative	< LOD	0.03	mg / cm ^2
1054	5/5/2017 16:24	PAINT	2.59	WALL	A	INTACT	BEIGE	FIRST	155e	Section B	Null	< LOD	0.03	mg / cm ^2
1055	5/5/2017 16:25	PAINT	2.24	WALL	A	INTACT	BEIGE	FIRST	155e	Section B	Null	< LOD	0.03	mg / cm ^2
1056	5/5/2017 16:25	PAINT	1.03	DOOR	B	INTACT	BROWN	FIRST	155e	Section B	Negative	< LOD	0.14	mg / cm ^2
1057	5/5/2017 16:26	PAINT	0.85	DOOR	B	INTACT	BROWN	FIRST	155e	Section B	Null	< LOD	0.31	mg / cm ^2
1058	5/5/2017 16:27	PAINT	2.42	WALL	A	INTACT	YELLOW	FIRST	155c	Section B	Null	< LOD	0.03	mg / cm ^2
1059	5/5/2017 16:27	PAINT	1.37	WALL	A	INTACT	YELLOW	FIRST	155c	Section B	Negative	< LOD	0.03	mg / cm ^2
1060	5/5/2017 16:27	PAINT	2.58	WALL	A	INTACT	YELLOW	FIRST	155c	Section B	Negative	< LOD	0.03	mg / cm ^2
1061	5/5/2017 16:27	PAINT	2.75	WALL	A	INTACT	YELLOW	FIRST	155c	Section B	Negative	< LOD	0.03	mg / cm ^2
1062	5/5/2017 16:28	PAINT	1.03	DOOR	D	INTACT	GREEN	FIRST	155c	Section B	Negative	< LOD	0.19	mg / cm ^2
1063	5/5/2017 16:28	PAINT	1.03	DOOR	D	INTACT	GREEN	FIRST	155c	Section B	Negative	< LOD	0.36	mg / cm ^2
1064	5/5/2017 16:28	PAINT	0.69	CEILING	D	INTACT	WHITE	FIRST	155c	Section B	Null	< LOD	0.03	mg / cm ^2
1065	5/5/2017 16:29	PAINT	2.93	TRIM	A	INTACT	GREEN	FIRST	155a	Section B	Negative	< LOD	0.03	mg / cm ^2
1066	5/5/2017 16:30	PAINT	2.75	TRIM	A	INTACT	GREEN	FIRST	155a	Section B	Negative	< LOD	0.03	mg / cm ^2
1067	5/5/2017 16:30	PAINT	2.06	TRIM	A	INTACT	GREEN	FIRST	155a	Section B	Negative	< LOD	0.03	mg / cm ^2
1068	5/5/2017 16:30	PAINT	3.08	TRIM	A	INTACT	GREEN	FIRST	155a	Section B	Negative	< LOD	0.08	mg / cm ^2
1069	5/5/2017 16:31	PAINT	1.03	CABINET	D	INTACT	BROWN	FIRST	155a	Section B	Negative	< LOD	0.03	mg / cm ^2
1070	5/5/2017 16:31	PAINT	1.2	TRIM	A	INTACT	YELLOW	FIRST	155	Section B	Negative	< LOD	0.03	mg / cm ^2
1071	5/5/2017 16:32	PAINT	2.91	TRIM	C	INTACT	YELLOW	FIRST	155	Section B	Negative	< LOD	0.03	mg / cm ^2
1072	5/5/2017 16:33	PAINT	3.09	TRIM	D	INTACT	YELLOW	FIRST	155	Section B	Negative	< LOD	0.03	mg / cm ^2
1073	5/5/2017 16:33	PAINT	3.09	WALL	B	INTACT	YELLOW	FIRST	155	Section B	Negative	< LOD	0.03	mg / cm ^2
1074	5/5/2017 16:34	PAINT	1.03	DOOR	D	INTACT	BROWN	FIRST	155	Section B	Negative	< LOD	0.49	mg / cm ^2
1075	5/5/2017 16:34	PAINT	1.03	DOOR	D	INTACT	BROWN	FIRST	155	Section B	Negative	< LOD	0.32	mg / cm ^2
1076	5/5/2017 16:36	PAINT	10.5	Calibration	D	INTACT	BROWN	FIRST	155	Section B	Positive	1	0.1	mg / cm ^2
1077	5/5/2017 16:37	PAINT	13.07	Calibration	D	INTACT	BROWN	FIRST	155	Section B	Positive	1	0.1	mg / cm ^2
1078	5/5/2017 16:38	PAINT	6.18	Calibration	D	INTACT	BROWN	FIRST	155	Section B	Positive	1	0.1	mg / cm ^2
1079	5/6/2017 08:12	SHUTTER_CAL	154.65									2.18	0	cps
1080	5/6/2017 08:14	PAINT	18.39	Calibration				FIRST			Positive	1	0.1	mg / cm ^2
1081	5/6/2017 08:14	PAINT	2.92	Calibration				FIRST			Positive	0.8	0.2	mg / cm ^2
1082	5/6/2017 08:15	PAINT	7.36	Calibration				FIRST			Positive	1.1	0.1	mg / cm ^2
1140	5/6/2017 09:08	PAINT	2.73	WALL	B		WHITE		154	Section B	Negative	< LOD	0.06	mg / cm ^2

Hattiesburg Police Department XRF Results for Building B

Reading No	Time	Type	Duration	Component	Side	Condition	Color	Floor	Room	Section	Results	PbC	PbC Error	Units
1141	5/6/2017 09:08	PAINT	1.03	BASEBOARD	C		BROWN		154	Section B	Negative	< LOD	0.31	mg / cm ^2
1142	5/6/2017 09:09	PAINT	1.02	WALL	D		BROWN		154	Section B	Negative	< LOD	0.35	mg / cm ^2
1143	5/6/2017 09:09	PAINT	1.03							Section B	Negative	< LOD	0.03	mg / cm ^2
1144	5/6/2017 09:09	PAINT	1.03							Section B	Negative	< LOD	0.04	mg / cm ^2
1145	5/6/2017 09:09	PAINT	1.02							Section B	Negative	< LOD	0.04	mg / cm ^2
1146	5/6/2017 09:10	PAINT	1.03	DOOR FRAME	D		BROWN	FIRST	154b	Section B	Negative	< LOD	0.45	mg / cm ^2
1147	5/6/2017 09:10	PAINT	1.02	DOOR FRAME	D		BROWN	FIRST	154b	Section B	Negative	< LOD	0.25	mg / cm ^2
1148	5/6/2017 09:10	PAINT	1.03	CABINETS	D		WHITE	FIRST	154b	Section B	Negative	< LOD	0.04	mg / cm ^2
1149	5/6/2017 09:10	PAINT	1.02	CABINETS	D		WHITE	FIRST	154b	Section B	Negative	< LOD	0.03	mg / cm ^2
1150	5/6/2017 09:11	PAINT	1.02	CABINETS	D		GREEN	FIRST	154b	Section B	Negative	< LOD	0.05	mg / cm ^2
1151	5/6/2017 09:11	PAINT	1.02	CABINETS	D		GREEN	FIRST	154b	Section B	Negative	< LOD	0.04	mg / cm ^2
1152	5/6/2017 09:11	PAINT	2.23	WALL	A		WHITE	FIRST	154b	Section B	Negative	< LOD	0.03	mg / cm ^2
1153	5/6/2017 09:12	PAINT	3.26	WALL	B		WHITE	FIRST	154b	Section B	Negative	< LOD	0.03	mg / cm ^2
1154	5/6/2017 09:12	PAINT	2.58	WALL	C		WHITE	FIRST	154b	Section B	Negative	< LOD	0.06	mg / cm ^2
1155	5/6/2017 09:12	PAINT	4.47	WALL	D		WHITE	FIRST	154b	Section B	Null	< LOD	0.03	mg / cm ^2
1156	5/6/2017 09:13	PAINT	4.45	BASEBOARD	A		WHITE	FIRST	154b	Section B	Negative	0.05	0.03	mg / cm ^2
1157	5/6/2017 09:14	PAINT	1.03	3x3 Tile			BROWN	FIRST	153	Section B	Negative	< LOD	0.17	mg / cm ^2
1158	5/6/2017 09:14	PAINT	2.22	WALL	A		WHITE	FIRST	153	Section B	Negative	< LOD	0.03	mg / cm ^2
1159	5/6/2017 09:15	PAINT	2.73	WALL	B		WHITE	FIRST	153	Section B	Negative	< LOD	0.03	mg / cm ^2
1160	5/6/2017 09:15	PAINT	3.25	WALL	C		WHITE	FIRST	153	Section B	Negative	< LOD	0.03	mg / cm ^2
1161	5/6/2017 09:15	PAINT	2.73	WALL	D		WHITE	FIRST	153	Section B	Null	< LOD	0.03	mg / cm ^2
1162	5/6/2017 09:16	PAINT	3.1	WALL	A		YELLOW	FIRST	154hall	Section B	Negative	< LOD	0.03	mg / cm ^2
1163	5/6/2017 09:17	PAINT	0.52	WALL	D		YELLOW	FIRST	154hall	Section B	Null	< LOD	0.05	mg / cm ^2
1164	5/6/2017 09:17	PAINT	3.25	WALL	C		YELLOW	FIRST	154hall	Section B	Negative	< LOD	0.03	mg / cm ^2
1165	5/6/2017 09:18	PAINT	3.26	WALL	B		YELLOW	FIRST	154hall	Section B	Negative	< LOD	0.03	mg / cm ^2
1166	5/6/2017 09:18	PAINT	1.03	BRICK	B		YELLOW/BROW	FIRST	154hall	Section B	Negative	< LOD	0.05	mg / cm ^2
1167	5/6/2017 09:18	PAINT	1.03	ELEVATOR DOOR	B		BLUE	FIRST	154hall	Section B	Negative	< LOD	0.05	mg / cm ^2
1168	5/6/2017 09:18	PAINT	1.03	DOOR	B		BROWN	FIRST	154hall	Section B	Negative	< LOD	0.29	mg / cm ^2
1169	5/6/2017 09:19	PAINT	1.02	DOOR	B		BROWN	FIRST	154hall	Section B	Negative	< LOD	0.31	mg / cm ^2
1170	5/6/2017 09:19	PAINT	1.03	DOOR	B		BROWN	FIRST	154hall	Section B	Negative	< LOD	0.74	mg / cm ^2
1171	5/6/2017 09:19	PAINT	3.26	Tile	B		YELLOW	FIRST	154hall	Section B	Negative	< LOD	0.15	mg / cm ^2
1172	5/6/2017 09:20	PAINT	1.03	DOOR OF 155			BROWN	FIRST	154hall	Section B	Negative	< LOD	0.14	mg / cm ^2
1173	5/6/2017 09:20	PAINT	1.03	DOOR OF 156			BROWN	FIRST	154hall	Section B	Negative	< LOD	0.21	mg / cm ^2
1174	5/6/2017 09:20	PAINT	3.25	DOOR OF 157			BROWN	FIRST	154hall	Section B	Negative	< LOD	0.88	mg / cm ^2
1175	5/6/2017 09:20	PAINT	1.03	DOOR OF 160			BROWN	FIRST	154hall	Section B	Negative	< LOD	0.4	mg / cm ^2
1176	5/6/2017 09:20	PAINT	1.19	DOOR OF 161			BROWN	FIRST	154hall	Section B	Negative	< LOD	0.4	mg / cm ^2
1177	5/6/2017 09:23	PAINT	1.03	DOOR			BROWN	FIRST	148door	Section B	Negative	< LOD	0.45	mg / cm ^2
1178	5/6/2017 09:23	PAINT	1.02	DOOR			BROWN	FIRST	148door	Section B	Negative	< LOD	0.27	mg / cm ^2
1179	5/6/2017 09:23	PAINT	1.02	DOOR			BROWN	FIRST	148door	Section B	Negative	< LOD	0.45	mg / cm ^2
1180	5/6/2017 09:23	PAINT	1.02	DOOR			BROWN	FIRST	148door	Section B	Negative	< LOD	0.31	mg / cm ^2
1181	5/6/2017 09:24	PAINT	1.03	DOOR			BROWN	FIRST	148door	Section B	Negative	< LOD	0.36	mg / cm ^2
1182	5/6/2017 09:24	PAINT	1.03	DOOR	D		BROWN	FIRST	148door	Section B	Negative	< LOD	0.24	mg / cm ^2
1183	5/6/2017 09:24	PAINT	1.03	DOOR	D		BROWN	FIRST	148door	Section B	Negative	< LOD	0.14	mg / cm ^2
1184	5/6/2017 09:24	PAINT	1.02	DOOR	D		BROWN	FIRST	148door	Section B	Negative	< LOD	0.12	mg / cm ^2
1185	5/6/2017 09:24	PAINT	1.02	AC UNIT	B		WHITE	FIRST	148door	Section B	Negative	< LOD	0.04	mg / cm ^2
1186	5/6/2017 09:29	PAINT	1.71	WALL	A		BEIGE	SECOND	235	Section B	Negative	< LOD	0.03	mg / cm ^2
1187	5/6/2017 09:29	PAINT	2.24	WALL	B		BEIGE	SECOND	235	Section B	Negative	< LOD	0.03	mg / cm ^2
1188	5/6/2017 09:29	PAINT	1.02	WALL	C		BEIGE	SECOND	235	Section B	Negative	< LOD	0.03	mg / cm ^2
1189	5/6/2017 09:30	PAINT	3.1	WALL	D		BEIGE	SECOND	235	Section B	Negative	< LOD	0.03	mg / cm ^2
1190	5/6/2017 09:30	PAINT	1.03	WINDOW	B		BEIGE	SECOND	235	Section B	Negative	< LOD	0.03	mg / cm ^2
1191	5/6/2017 09:30	PAINT	1.02	WINDOW	B		BEIGE	SECOND	235	Section B	Negative	< LOD	0.04	mg / cm ^2
1192	5/6/2017 09:31	PAINT	1.04	DOOR	A		BROWN	SECOND	235	Section B	Negative	< LOD	0.04	mg / cm ^2
1193	5/6/2017 09:31	PAINT	1.03	DOOR	A		BROWN	SECOND	235	Section B	Negative	< LOD	0.04	mg / cm ^2
1194	5/6/2017 09:32	PAINT	1.03	WINDOW	C		BROWN	SECOND	235hall	Section B	Negative	< LOD	0.03	mg / cm ^2
1195	5/6/2017 09:32	PAINT	1.03	WINDOW	C		PINK	SECOND	235hall	Section B	Negative	< LOD	0.05	mg / cm ^2
1196	5/6/2017 09:32	PAINT	1.03	WINDOW	C		BEIGE	SECOND	235hall	Section B	Negative	< LOD	0.05	mg / cm ^2
1197	5/6/2017 09:32	PAINT	1.02	DOUBLE DOORS	A		BROWN	SECOND	235hall	Section B	Negative	< LOD	0.17	mg / cm ^2
1198	5/6/2017 09:33	PAINT	1.02	DOUBLE DOORS	A		BROWN	SECOND	235hall	Section B	Negative	< LOD	0.11	mg / cm ^2
1199	5/6/2017 09:33	PAINT	1.02	CABINETS	A		BEIGE	SECOND	235hall	Section B	Negative	< LOD	0.1	mg / cm ^2
1200	5/6/2017 09:33	PAINT	1.03	SUPPORT BEAM	A		BEIGE	SECOND	235hall	Section B	Negative	< LOD	0.04	mg / cm ^2
1201	5/6/2017 09:34	PAINT	1.03	SUPPORT BEAM	A		BEIGE	SECOND	235hall	Section B	Negative	< LOD	0.03	mg / cm ^2

Hattiesburg Police Department XRF Results for Building B

Reading No	Time	Type	Duration	Component	Side	Condition	Color	Floor	Room	Section	Results	PbC	PbC Error	Units
1202	5/6/2017 09:34	PAINT	1.02	DOOR	D		BEIGE	SECOND	235a	Section B	Negative	< LOD	0.03	mg / cm ^2
1203	5/6/2017 09:35	PAINT	1.03	DOOR	D		BEIGE	SECOND	235a	Section B	Negative	< LOD	0.03	mg / cm ^2
1204	5/6/2017 09:35	PAINT	1.72	DOOR	D		BEIGE	SECOND	235a	Section B	Negative	< LOD	0.03	mg / cm ^2
1205	5/6/2017 09:35	PAINT	1.02	DOOR	D		BROWN	SECOND	235a	Section B	Negative	< LOD	0.14	mg / cm ^2
1206	5/6/2017 09:35	PAINT	3.24	DOOR	A		BEIGE	SECOND	235a	Section B	Negative	< LOD	0.32	mg / cm ^2
1207	5/6/2017 09:35	PAINT	0.17	DOOR	B		BEIGE	SECOND	235a	Section B	Null	< LOD	0.03	mg / cm ^2
1208	5/6/2017 09:36	PAINT	3.8	DOOR	C		BEIGE	SECOND	235a	Section B	Negative	< LOD	0.1	mg / cm ^2
1209	5/6/2017 09:36	PAINT	1.72	DOOR	D		BEIGE	SECOND	235a	Section B	Negative	< LOD	0.03	mg / cm ^2
1210	5/6/2017 09:38	PAINT	1.37	WALL	D		PINK	SECOND	235c	Section B	Negative	< LOD	0.03	mg / cm ^2
1211	5/6/2017 09:39	PAINT	1.02	WINDOW	A		BEIGE	SECOND	236	Section B	Negative	< LOD	0.03	mg / cm ^2
1212	5/6/2017 09:39	PAINT	1.02	DOOR	B		BEIGE	SECOND	236	Section B	Negative	< LOD	0.03	mg / cm ^2
1213	5/6/2017 09:40	PAINT	1.7	WALL	A		BEIGE	SECOND	236	Section B	Negative	< LOD	0.03	mg / cm ^2
1214	5/6/2017 09:40	PAINT	1.7	WALL	B		BEIGE	SECOND	236	Section B	Negative	< LOD	0.03	mg / cm ^2
1215	5/6/2017 09:40	PAINT	1.37	WALL	C		BEIGE	SECOND	236	Section B	Null	< LOD	0.03	mg / cm ^2
1216	5/6/2017 09:40	PAINT	3.1	WALL	D		BEIGE	SECOND	236	Section B	Negative	< LOD	0.03	mg / cm ^2
1217	5/6/2017 09:41	PAINT	1.02	CABINETS			BEIGE	SECOND	236	Section B	Negative	< LOD	0.11	mg / cm ^2
1218	5/6/2017 09:41	PAINT	0.85	CABINETS			GREEN	SECOND	236	Section B	Null	< LOD	0.09	mg / cm ^2
1219	5/6/2017 09:42	PAINT	3.08	WALL	A		BEIGE	SECOND	237	Section B	Negative	< LOD	0.03	mg / cm ^2
1220	5/6/2017 09:42	PAINT	1.37	WALL	B		BEIGE	SECOND	237	Section B	Negative	< LOD	0.03	mg / cm ^2
1221	5/6/2017 09:43	PAINT	1.89	WALL	C		BEIGE	SECOND	237	Section B	Negative	< LOD	0.03	mg / cm ^2
1222	5/6/2017 09:43	PAINT	1.9	WALL	D		BEIGE	SECOND	237	Section B	Negative	< LOD	0.03	mg / cm ^2
1223	5/6/2017 09:43	PAINT	1.03	CABINETS	A		BEIGE	SECOND	237	Section B	Negative	< LOD	0.03	mg / cm ^2
1224	5/6/2017 09:43	PAINT	1.02	CABINETS	A		PINK	SECOND	237	Section B	Negative	< LOD	0.03	mg / cm ^2
1225	5/6/2017 09:44	PAINT	1.03	CABINETS	B		BEIGE	SECOND	237	Section B	Negative	< LOD	0.05	mg / cm ^2
1226	5/6/2017 09:44	PAINT	1.03	CABINETS	B		BEIGE	SECOND	237	Section B	Negative	< LOD	0.03	mg / cm ^2
1227	5/6/2017 09:44	PAINT	1.02	CABINETS	C		BEIGE	SECOND	237	Section B	Negative	< LOD	0.03	mg / cm ^2
1228	5/6/2017 09:44	PAINT	1.38	CABINETS	C		BEIGE	SECOND	237	Section B	Negative	< LOD	0.03	mg / cm ^2
1229	5/6/2017 09:45	PAINT	1.02	DOOR	C		BROWN	SECOND	237a	Section B	Negative	< LOD	0.03	mg / cm ^2
1230	5/6/2017 09:45	PAINT	1.03	DOOR	C		BROWN	SECOND	237a	Section B	Negative	< LOD	0.03	mg / cm ^2
1231	5/6/2017 09:45	PAINT	1.03	CABINETS	B		BEIGE	SECOND	237a	Section B	Negative	< LOD	0.03	mg / cm ^2
1232	5/6/2017 09:46	PAINT	1.03	CABINETS	D		BEIGE	SECOND	237a	Section B	Negative	< LOD	0.03	mg / cm ^2
1233	5/6/2017 09:46	PAINT	2.22	WALL	C		BEIGE	SECOND	237a	Section B	Negative	< LOD	0.03	mg / cm ^2
1234	5/6/2017 09:46	PAINT	1.03	METAL DOOR	A		BEIGE	SECOND	237	Section B	Negative	< LOD	0.03	mg / cm ^2
1235	5/6/2017 09:47	PAINT	1.19	WALL	A		BEIGE	SECOND	hallway exit	Section B	Negative	< LOD	0.03	mg / cm ^2
1236	5/6/2017 09:48	PAINT	1.2	WALL	B		BEIGE	SECOND	hallway exit	Section B	Negative	< LOD	0.03	mg / cm ^2
1237	5/6/2017 09:48	PAINT	1.71	WALL	C		BEIGE	SECOND	hallway exit	Section B	Negative	< LOD	0.03	mg / cm ^2
1238	5/6/2017 09:48	PAINT	1.36	WALL	D		BEIGE	SECOND	hallway exit	Section B	Negative	< LOD	0.03	mg / cm ^2
1239	5/6/2017 09:48	PAINT	1.03	TRIM	D		BEIGE	SECOND	hallway exit	Section B	Negative	< LOD	0.04	mg / cm ^2
1240	5/6/2017 09:49	PAINT	1.03	HANDRAIL	D		BROWN	SECOND	hallway exit	Section B	Negative	< LOD	0.18	mg / cm ^2
1241	5/6/2017 09:49	PAINT	1.04	EXIT DOOR	D		BROWN	SECOND	hallway exit	Section B	Negative	< LOD	0.05	mg / cm ^2
1242	5/6/2017 09:50	PAINT	1.03	EXIT DOOR	D		BROWN	SECOND	hallway exit	Section B	Negative	< LOD	0.04	mg / cm ^2
1243	5/6/2017 09:50	PAINT	1.02	DOOR (238)	D		BROWN	SECOND	hallway exit	Section B	Negative	< LOD	0.04	mg / cm ^2
1244	5/6/2017 09:50	PAINT	1.03	DOOR (238)	D		BROWN	SECOND	hallway exit	Section B	Negative	< LOD	0.09	mg / cm ^2
1245	5/6/2017 09:50	PAINT	1.02	DOOR (241)	A		BROWN	SECOND	hallway exit	Section B	Negative	< LOD	0.03	mg / cm ^2
1246	5/6/2017 09:50	PAINT	1.02	DOOR (241)	A		BROWN	SECOND	hallway exit	Section B	Negative	< LOD	0.03	mg / cm ^2
1247	5/6/2017 09:51	PAINT	1.02	DOOR	A		BEIGE	SECOND	hallway exit	Section B	Negative	< LOD	0.03	mg / cm ^2
1248	5/6/2017 09:51	PAINT	1.04	EXIT DOOR	B		BROWN	SECOND	hallway exit	Section B	Negative	< LOD	0.04	mg / cm ^2
1249	5/6/2017 09:51	PAINT	1.02	EXIT DOOR	B		BROWN	SECOND	hallway exit	Section B	Negative	< LOD	0.05	mg / cm ^2
1250	5/6/2017 09:52	PAINT	1.03	EXIT DOOR	B		BROWN	SECOND	hallway exit	Section B	Negative	< LOD	0.03	mg / cm ^2
1251	5/6/2017 09:52	PAINT	1.02	EXIT DOOR	B		GRAY	SECOND	hallway exit	Section B	Negative	< LOD	0.03	mg / cm ^2
1252	5/6/2017 09:52	PAINT	1.03	DOOR	B		BEIGE	SECOND	hallway exit	Section B	Negative	< LOD	0.67	mg / cm ^2
1253	5/6/2017 09:53	PAINT	1.03	DOOR	B		PINK	SECOND	hallway exit	Section B	Negative	< LOD	0.33	mg / cm ^2
1254	5/6/2017 09:53	PAINT	1.03	WALL	A		BEIGE	SECOND	238	Section B	Negative	< LOD	0.03	mg / cm ^2
1255	5/6/2017 09:53	PAINT	1.21	WALL	B		BEIGE	SECOND	238	Section B	Null	< LOD	0.03	mg / cm ^2
1256	5/6/2017 09:53	PAINT	1.88	WALL	C		BEIGE	SECOND	238	Section B	Negative	< LOD	0.04	mg / cm ^2
1257	5/6/2017 09:54	PAINT	1.38	WALL	D		BEIGE	SECOND	238	Section B	Negative	< LOD	0.03	mg / cm ^2
1258	5/6/2017 09:54	PAINT	1.03	STALL			BEIGE	SECOND	238	Section B	Negative	< LOD	0.03	mg / cm ^2
1259	5/6/2017 09:54	PAINT	1.03	STALL			BEIGE	SECOND	238	Section B	Negative	< LOD	0.05	mg / cm ^2
1260	5/6/2017 09:54	PAINT	1.02	STALL			BEIGE	SECOND	238	Section B	Negative	< LOD	0.03	mg / cm ^2
1261	5/6/2017 09:55	PAINT	1.03	URINAL WALL			BEIGE	SECOND	238	Section B	Negative	< LOD	0.03	mg / cm ^2
1262	5/6/2017 09:55	PAINT	3.09	WALL	A		BEIGE	SECOND	239	Section B	Negative	< LOD	0.03	mg / cm ^2

Hattiesburg Police Department XRF Results for Building B

Reading No	Time	Type	Duration	Component	Side	Condition	Color	Floor	Room	Section	Results	PbC	PbC Error	Units
1263	5/6/2017 09:55	PAINT	1.2	WALL	B		BEIGE	SECOND	239	Section B	Negative	< LOD	0.03	mg / cm ^2
1264	5/6/2017 09:56	PAINT	2.58	WALL	C		BEIGE	SECOND	239	Section B	Negative	< LOD	0.1	mg / cm ^2
1265	5/6/2017 09:56	PAINT	1.9	WALL	D		BEIGE	SECOND	239	Section B	Negative	< LOD	0.03	mg / cm ^2
1266	5/6/2017 09:56	PAINT	1.03	STALL			BEIGE	SECOND	239	Section B	Negative	< LOD	0.03	mg / cm ^2
1267	5/6/2017 09:57	PAINT	1.03	STALL			BEIGE	SECOND	239	Section B	Negative	< LOD	0.03	mg / cm ^2
1268	5/6/2017 09:57	PAINT	1.02	STALL			BEIGE	SECOND	239	Section B	Negative	< LOD	0.03	mg / cm ^2
1269	5/6/2017 09:57	PAINT	2.05	WALL	A		BEIGE	SECOND	240	Section B	Negative	< LOD	0.05	mg / cm ^2
1270	5/6/2017 09:58	PAINT	1.72	WALL	B		BEIGE	SECOND	240	Section B	Negative	< LOD	0.03	mg / cm ^2
1271	5/6/2017 09:58	PAINT	0.68	WALL	C		BEIGE	SECOND	240	Section B	Null	< LOD	0.04	mg / cm ^2
1272	5/6/2017 09:58	PAINT	2.24	WALL	D		BEIGE	SECOND	240	Section B	Negative	< LOD	0.03	mg / cm ^2
1273	5/6/2017 09:59	PAINT	1.03	WINDOW	A		BROWN	SECOND	240	Section B	Negative	< LOD	0.04	mg / cm ^2
1274	5/6/2017 09:59	PAINT	1.03	WINDOW	A		BROWN	SECOND	240	Section B	Negative	< LOD	0.04	mg / cm ^2
1275	5/6/2017 09:59	PAINT	1.03	WINDOW	A		BROWN	SECOND	240	Section B	Negative	< LOD	0.11	mg / cm ^2
1276	5/6/2017 09:59	PAINT	1.03	CABINETS	A		BEIGE	SECOND	240	Section B	Negative	< LOD	0.05	mg / cm ^2
1277	5/6/2017 10:00	PAINT	1.03	CABINETS	A		BEIGE	SECOND	240	Section B	Negative	< LOD	0.03	mg / cm ^2
1278	5/6/2017 10:00	PAINT	2.06	WALL	A		BEIGE	SECOND	241	Section B	Negative	< LOD	0.07	mg / cm ^2
1279	5/6/2017 10:00	PAINT	1.9	WALL	B		BEIGE	SECOND	241	Section B	Negative	< LOD	0.03	mg / cm ^2
1280	5/6/2017 10:01	PAINT	0.52	WALL	C		BEIGE	SECOND	241	Section B	Null	< LOD	0.03	mg / cm ^2
1281	5/6/2017 10:01	PAINT	3.1	WALL	D		BEIGE	SECOND	241	Section B	Negative	< LOD	0.03	mg / cm ^2
1282	5/6/2017 10:01	PAINT	1.02	WINDOW	D		BEIGE	SECOND	241	Section B	Negative	< LOD	0.03	mg / cm ^2
1283	5/6/2017 10:02	PAINT	1.02	DOOR	B		BROWN	SECOND	241	Section B	Negative	< LOD	0.42	mg / cm ^2
1284	5/6/2017 10:02	PAINT	1.02	DOOR	B		BROWN	SECOND	241	Section B	Negative	< LOD	0.41	mg / cm ^2
1285	5/6/2017 10:02	PAINT	2.23	WALL	A		BEIGE	SECOND	241a	Section B	Negative	< LOD	0.03	mg / cm ^2
1286	5/6/2017 10:03	PAINT	1.89	WALL	B		BEIGE	SECOND	241a	Section B	Negative	< LOD	0.03	mg / cm ^2
1287	5/6/2017 10:03	PAINT	1.89	WALL	C		BEIGE	SECOND	241a	Section B	Negative	< LOD	0.03	mg / cm ^2
1288	5/6/2017 10:03	PAINT	2.07	WALL	D		BEIGE	SECOND	241a	Section B	Negative	< LOD	0.03	mg / cm ^2
1289	5/6/2017 10:04	PAINT	1.02	CABINETS	B		BEIGE	SECOND	241a	Section B	Negative	< LOD	0.03	mg / cm ^2
1290	5/6/2017 10:04	PAINT	1.03	CABINETS	B		BEIGE	SECOND	241a	Section B	Negative	< LOD	0.04	mg / cm ^2
1291	5/6/2017 10:04	PAINT	1.02	DOOR	B		BEIGE	SECOND	241b	Section B	Negative	< LOD	0.08	mg / cm ^2
1292	5/6/2017 10:05	PAINT	1.03	DOOR	B		BEIGE	SECOND	241b	Section B	Negative	< LOD	0.03	mg / cm ^2
1293	5/6/2017 10:05	PAINT	1.72	WALL	A		BEIGE	SECOND	241b	Section B	Negative	< LOD	0.03	mg / cm ^2
1294	5/6/2017 10:05	PAINT	2.4	WALL	B		BEIGE	SECOND	241b	Section B	Negative	< LOD	0.03	mg / cm ^2
1295	5/6/2017 10:05	PAINT	1.37	WALL	C		BEIGE	SECOND	241b	Section B	Null	< LOD	0.03	mg / cm ^2
1296	5/6/2017 10:06	PAINT	2.24	WALL	D		BEIGE	SECOND	241b	Section B	Negative	< LOD	0.03	mg / cm ^2
1297	5/6/2017 10:06	PAINT	1.03	BOOKCASE	C		BEIGE	SECOND	241b	Section B	Negative	< LOD	0.03	mg / cm ^2
1298	5/6/2017 10:08	PAINT	7.89	Calibration							Positive	1.1	0.1	mg / cm ^2
1299	5/6/2017 10:10	PAINT	19.96	Calibration							Positive	1	0.1	mg / cm ^2
1300	5/6/2017 10:11	PAINT	16.31	Calibration							Positive	1	0.1	mg / cm ^2
1301	5/6/2017 10:17	PAINT	2.57	WALL	A		BEIGE	SECOND	242	Section B	Negative	< LOD	0.03	mg / cm ^2
1302	5/6/2017 10:17	PAINT	2.05	WALL	B		BEIGE	SECOND	242	Section B	Negative	< LOD	0.03	mg / cm ^2
1303	5/6/2017 10:18	PAINT	2.75	WALL	C		BEIGE	SECOND	242	Section B	Negative	< LOD	0.03	mg / cm ^2
1304	5/6/2017 10:18	PAINT	3.1	WALL	D		BEIGE	SECOND	242	Section B	Negative	< LOD	0.03	mg / cm ^2
1305	5/6/2017 10:18	PAINT	1.02	WOODEN WALL	D		BEIGE	SECOND	242	Section B	Negative	< LOD	0.26	mg / cm ^2
1306	5/6/2017 10:19	PAINT	1.03	CABINETS	D		BEIGE	SECOND	242	Section B	Negative	< LOD	0.04	mg / cm ^2
1307	5/6/2017 10:19	PAINT	1.03	WINDOW	A		PINK	SECOND	242	Section B	Negative	< LOD	0.42	mg / cm ^2
1308	5/6/2017 10:19	PAINT	1.03	WINDOW	A		PINK	SECOND	242	Section B	Negative	< LOD	0.61	mg / cm ^2
1309	5/6/2017 10:20	PAINT	2.41	WINDOW	A		PINK	SECOND	242	Section B	Negative	< LOD	0.03	mg / cm ^2
1310	5/6/2017 10:20	PAINT	1.03	WINDOW	A		PINK	SECOND	242	Section B	Negative	< LOD	0.03	mg / cm ^2
1311	5/6/2017 10:20	PAINT	1.02	CABINETS	B		BEIGE	SECOND	242	Section B	Negative	< LOD	0.05	mg / cm ^2
1312	5/6/2017 10:20	PAINT	1.03	CABINETS	B		BEIGE	SECOND	242	Section B	Negative	< LOD	0.03	mg / cm ^2
1313	5/6/2017 10:22	PAINT	2.06	AINTED WINDOW	A		BEIGE	SECOND	246	Section B	Negative	< LOD	0.03	mg / cm ^2
1314	5/6/2017 10:22	PAINT	1.72	WALL	B		BEIGE	SECOND	246	Section B	Negative	< LOD	0.03	mg / cm ^2
1315	5/6/2017 10:23	PAINT	1.03	WALL	B		BEIGE	SECOND	246	Section B	Negative	< LOD	0.03	mg / cm ^2
1316	5/6/2017 10:23	PAINT	0.69	WALL	B		BEIGE	SECOND	246	Section B	Null	< LOD	0.07	mg / cm ^2
1317	5/6/2017 10:23	PAINT	1.03	DOOR 2	B		BROWN	SECOND	246	Section B	Negative	< LOD	0.04	mg / cm ^2
1318	5/6/2017 10:23	PAINT	1.02	DOOR 2	B		BROWN	SECOND	246	Section B	Negative	< LOD	0.03	mg / cm ^2
1319	5/6/2017 10:24	PAINT	1.02	WALL	D		BLUE	SECOND	246a	Section B	Negative	< LOD	0.04	mg / cm ^2
1320	5/6/2017 10:24	PAINT	3.25	WALL	D		BEIGE	SECOND	246a	Section B	Negative	< LOD	0.08	mg / cm ^2
1321	5/6/2017 10:24	PAINT	3.24	WALL	A		BEIGE	SECOND	246a	Section B	Negative	< LOD	0.07	mg / cm ^2
1322	5/6/2017 10:25	PAINT	1.03	WALL	C		BEIGE	SECOND	246a	Section B	Negative	< LOD	0.04	mg / cm ^2
1323	5/6/2017 10:25	PAINT	1.04	WALL	A		BEIGE	SECOND	249	Section B	Negative	< LOD	0.03	mg / cm ^2

Hattiesburg Police Department XRF Results for Building B

Reading No	Time	Type	Duration	Component	Side	Condition	Color	Floor	Room	Section	Results	PbC	PbC Error	Units
1324	5/6/2017 10:25	PAINT	0.17	WINDOW	A		BEIGE	SECOND	249	Section B	Null	< LOD	0.11	mg / cm ^2
1325	5/6/2017 10:26	PAINT	2.4	WALL	B		BEIGE	SECOND	249	Section B	Negative	< LOD	0.03	mg / cm ^2
1326	5/6/2017 10:26	PAINT	1.89	WALL	C		BEIGE	SECOND	249	Section B	Negative	< LOD	0.03	mg / cm ^2
1327	5/6/2017 10:27	PAINT	1.54	WALL	D		BEIGE	SECOND	249	Section B	Negative	< LOD	0.03	mg / cm ^2
1328	5/6/2017 10:27	PAINT	1.02	CABINETS	B		BEIGE	SECOND	249	Section B	Negative	< LOD	0.04	mg / cm ^2
1329	5/6/2017 10:28	PAINT	1.03	CABINETS	B		BEIGE	SECOND	249	Section B	Negative	< LOD	0.04	mg / cm ^2
1330	5/6/2017 10:28	PAINT	1.03	WALL	C		BEIGE	SECOND	249	Section B	Negative	< LOD	0.04	mg / cm ^2
1331	5/6/2017 10:29	PAINT	3.09	WALL	A		BEIGE	SECOND	263	Section B	Negative	< LOD	0.07	mg / cm ^2
1332	5/6/2017 10:30	PAINT	3.25	WALL	B		BEIGE	SECOND	263	Section B	Negative	< LOD	0.04	mg / cm ^2
1333	5/6/2017 10:30	PAINT	3.25	WALL	C		BEIGE	SECOND	263	Section B	Negative	< LOD	0.09	mg / cm ^2
1334	5/6/2017 10:30	PAINT	3.25	WALL	D		BEIGE	SECOND	263	Section B	Negative	< LOD	0.11	mg / cm ^2
1335	5/6/2017 10:31	PAINT	1.03	SHELVES	D		BEIGE	SECOND	263	Section B	Negative	< LOD	0.05	mg / cm ^2
1336	5/6/2017 10:31	PAINT	1.03	WINDOW	C		BEIGE	SECOND	263	Section B	Negative	< LOD	0.24	mg / cm ^2
1337	5/6/2017 10:31	PAINT	1.03	WINDOW	C		BEIGE	SECOND	263	Section B	Negative	< LOD	0.15	mg / cm ^2
1338	5/6/2017 10:32	PAINT	3.26	WINDOW	C		BEIGE	SECOND	263	Section B	Negative	< LOD	0.38	mg / cm ^2
1339	5/6/2017 10:32	PAINT	3.08	DOOR	A		BROWN	SECOND	263	Section B	Negative	< LOD	0.12	mg / cm ^2
1340	5/6/2017 10:34	PAINT	18.5	DOOR	A		BROWN	SECOND	263	Section B	Negative	0.9	0.1	mg / cm ^2
1341	5/6/2017 10:34	PAINT	4.28	DOOR	A		BROWN	SECOND	263	Section B	Negative	0.8	0.2	mg / cm ^2
1342	5/6/2017 10:35	PAINT	3.26	WALL	B		GREEN	SECOND	263	Section B	Negative	< LOD	0.04	mg / cm ^2
1343	5/6/2017 10:35	PAINT	1.03	WALL	A		BEIGE	SECOND	243	Section B	Negative	< LOD	0.04	mg / cm ^2
1344	5/6/2017 10:35	PAINT	3.24	WALL	B		BEIGE	SECOND	243	Section B	Negative	< LOD	0.12	mg / cm ^2
1345	5/6/2017 10:36	PAINT	1.03	WALL	C		BEIGE	SECOND	243	Section B	Negative	< LOD	0.05	mg / cm ^2
1346	5/6/2017 10:36	PAINT	3.25	WALL	D		BEIGE	SECOND	243	Section B	Negative	< LOD	0.13	mg / cm ^2
1347	5/6/2017 10:36	PAINT	1.03	WINDOW	A		RED	SECOND	243	Section B	Negative	< LOD	0.04	mg / cm ^2
1348	5/6/2017 10:36	PAINT	0.86	WINDOW	A		BEIGE	SECOND	243	Section B	Null	< LOD	0.04	mg / cm ^2
1349	5/6/2017 10:37	PAINT	1.03	WINDOW	A		BEIGE	SECOND	243	Section B	Negative	< LOD	0.03	mg / cm ^2
1350	5/6/2017 10:37	PAINT	1.03	DOOR	D		BROWN	SECOND	243	Section B	Negative	< LOD	0.03	mg / cm ^2
1351	5/6/2017 10:37	PAINT	1.04	DOOR	D		BEIGE	SECOND	243	Section B	Negative	< LOD	0.09	mg / cm ^2
1352	5/6/2017 10:38	PAINT	1.02	CABINETS	D		BEIGE	SECOND	243	Section B	Negative	< LOD	0.04	mg / cm ^2
1353	5/6/2017 10:40	PAINT	1.54	WALL	A		BEIGE	SECOND	243a	Section B	Null	< LOD	0.07	mg / cm ^2
1354	5/6/2017 10:40	PAINT	3.25	WALL	B		BEIGE	SECOND	243a	Section B	Negative	< LOD	0.06	mg / cm ^2
1355	5/6/2017 10:41	PAINT	3.25	WALL	C		BEIGE	SECOND	243a	Section B	Negative	< LOD	0.03	mg / cm ^2
1356	5/6/2017 10:41	PAINT	2.4	WALL	D		BEIGE	SECOND	243a	Section B	Negative	< LOD	0.06	mg / cm ^2
1357	5/6/2017 10:41	PAINT	2.74	CEILING			PINK	SECOND	243a	Section B	Negative	< LOD	0.16	mg / cm ^2
1358	5/6/2017 10:42	PAINT	3.24	WALL	A		BEIGE	SECOND	244	Section B	Negative	< LOD	0.1	mg / cm ^2
1359	5/6/2017 10:43	PAINT	3.09	WALL	B		BEIGE	SECOND	244	Section B	Negative	< LOD	0.11	mg / cm ^2
1360	5/6/2017 10:43	PAINT	1.04	WALL	C		BEIGE	SECOND	244	Section B	Negative	< LOD	0.03	mg / cm ^2
1361	5/6/2017 10:43	PAINT	1.04	WALL	D		BEIGE	SECOND	244	Section B	Negative	< LOD	0.03	mg / cm ^2
1362	5/6/2017 10:44	PAINT	3.24	WALL	A		TAN	SECOND	244	Section B	Negative	< LOD	0.11	mg / cm ^2
1363	5/6/2017 10:44	PAINT	3.24	WALL	B		TAN	SECOND	244	Section B	Negative	< LOD	0.06	mg / cm ^2
1364	5/6/2017 10:44	PAINT	1.37	WALL	C		TAN	SECOND	244	Section B	Negative	< LOD	0.03	mg / cm ^2
1365	5/6/2017 10:44	PAINT	1.36	WALL	D		TAN	SECOND	244	Section B	Negative	< LOD	0.03	mg / cm ^2
1366	5/6/2017 10:45	PAINT	1.38	WALL	A		BEIGE	SECOND	245	Section B	Negative	< LOD	0.03	mg / cm ^2
1367	5/6/2017 10:45	PAINT	3.07	WALL	B		BEIGE	SECOND	245	Section B	Negative	< LOD	0.18	mg / cm ^2
1368	5/6/2017 10:46	PAINT	1.55	WALL	C		BEIGE	SECOND	245	Section B	Negative	< LOD	0.03	mg / cm ^2
1369	5/6/2017 10:46	PAINT	1.21	WALL	D		BEIGE	SECOND	245	Section B	Negative	< LOD	0.03	mg / cm ^2
1370	5/6/2017 10:47	PAINT	3.25	WALL	A		BEIGE	SECOND	247	Section B	Negative	0.09	0.06	mg / cm ^2
1371	5/6/2017 10:47	PAINT	1.9	WALL	B		BEIGE	SECOND	247	Section B	Negative	< LOD	0.03	mg / cm ^2
1372	5/6/2017 10:47	PAINT	2.06	WALL	C		BEIGE	SECOND	247	Section B	Null	< LOD	0.23	mg / cm ^2
1373	5/6/2017 10:47	PAINT	1.21	WALL	D		BEIGE	SECOND	247	Section B	Negative	< LOD	0.03	mg / cm ^2
1374	5/6/2017 10:48	PAINT	1.03	CABINETS	C		BEIGE	SECOND	247	Section B	Negative	< LOD	0.24	mg / cm ^2
1375	5/6/2017 10:48	PAINT	1.02	CABINETS	C		BEIGE	SECOND	247	Section B	Negative	< LOD	0.09	mg / cm ^2
1376	5/6/2017 10:48	PAINT	1.03	CABINETS	D		BEIGE	SECOND	247	Section B	Negative	< LOD	0.05	mg / cm ^2
1377	5/6/2017 10:49	PAINT	3.25	WALL	A		BEIGE	SECOND	248	Section B	Negative	< LOD	0.08	mg / cm ^2
1378	5/6/2017 10:49	PAINT	2.56	WALL	B		BEIGE	SECOND	248	Section B	Negative	< LOD	0.19	mg / cm ^2
1379	5/6/2017 10:50	PAINT	3.25	WALL	C		BEIGE	SECOND	248	Section B	Negative	< LOD	0.07	mg / cm ^2
1380	5/6/2017 10:50	PAINT	3.26	WALL	D		BEIGE	SECOND	248	Section B	Negative	< LOD	0.05	mg / cm ^2
1381	5/6/2017 10:50	PAINT	1.03	CABINETS	C		BEIGE	SECOND	248	Section B	Negative	< LOD	0.15	mg / cm ^2
1382	5/6/2017 10:50	PAINT	1.03	CABINETS	D		BEIGE	SECOND	248	Section B	Negative	< LOD	0.05	mg / cm ^2
1383	5/6/2017 10:59	SHUTTER_CAL	154.73	Calibration								2.32	0	cps
1384	5/6/2017 11:01	PAINT	18.39	Calibration				SECOND			Positive	1	0.1	mg / cm ^2

Hattiesburg Police Department XRF Results for Building B

Reading No	Time	Type	Duration	Component	Side	Condition	Color	Floor	Room	Section	Results	PbC	PbC Error	Units
1385	5/6/2017 11:02	PAINT	11.69	Calibration				SECOND			Positive	1	0.1	mg / cm ^2
1386	5/6/2017 11:02	PAINT	8.07	Calibration				SECOND			Positive	1.1	0.1	mg / cm ^2
1387	5/6/2017 11:11	PAINT	1.89	WALL	A		BEIGE	SECOND	250	Section B	Null	< LOD	0.03	mg / cm ^2
1388	5/6/2017 11:11	PAINT	2.76	WALL	B		BEIGE	SECOND	250	Section B	Negative	< LOD	0.03	mg / cm ^2
1389	5/6/2017 11:12	PAINT	3.09	WALL	C		BEIGE	SECOND	250	Section B	Negative	< LOD	0.03	mg / cm ^2
1390	5/6/2017 11:12	PAINT	3.26	WALL	D		BEIGE	SECOND	250	Section B	Negative	< LOD	0.03	mg / cm ^2
1391	5/6/2017 11:12	PAINT	1.03	CABINETS	A		BEIGE	SECOND	250	Section B	Negative	< LOD	0.04	mg / cm ^2
1392	5/6/2017 11:12	PAINT	1.03	CABINETS	C		BEIGE	SECOND	250	Section B	Negative	< LOD	0.18	mg / cm ^2
1393	5/6/2017 11:13	PAINT	1.03	CABINETS	C		BEIGE	SECOND	250	Section B	Negative	< LOD	0.6	mg / cm ^2
1394	5/6/2017 11:13	PAINT	1.02	CABINETS	B		TAN	SECOND	250	Section B	Negative	< LOD	0.22	mg / cm ^2
1395	5/6/2017 11:13	PAINT	1.02	CABINETS	B		BEIGE	SECOND	250	Section B	Negative	< LOD	0.05	mg / cm ^2
1396	5/6/2017 11:14	PAINT	1.03	CABINETS	B		BEIGE	SECOND	250	Section B	Negative	< LOD	0.59	mg / cm ^2
1397	5/6/2017 11:14	PAINT	1.03	CABINETS	B		BEIGE	SECOND	250	Section B	Negative	< LOD	0.24	mg / cm ^2
1398	5/6/2017 11:15	PAINT	2.05	WALL	A		BEIGE	SECOND	251	Section B	Negative	< LOD	0.33	mg / cm ^2
1399	5/6/2017 11:15	PAINT	3.07	WALL	B		BEIGE	SECOND	251	Section B	Negative	< LOD	0.08	mg / cm ^2
1400	5/6/2017 11:15	PAINT	1.02	WALL	C		BEIGE	SECOND	251	Section B	Negative	< LOD	0.03	mg / cm ^2
1401	5/6/2017 11:15	PAINT	2.91	WALL	D		BEIGE	SECOND	251	Section B	Negative	< LOD	0.2	mg / cm ^2
1402	5/6/2017 11:16	PAINT	1.19	WALL	A		BEIGE	SECOND	253	Section B	Negative	< LOD	0.03	mg / cm ^2
1403	5/6/2017 11:16	PAINT	2.4	WALL	B		BEIGE	SECOND	253	Section B	Negative	< LOD	0.03	mg / cm ^2
1404	5/6/2017 11:17	PAINT	2.75	WALL	C		BEIGE	SECOND	253	Section B	Negative	< LOD	0.03	mg / cm ^2
1405	5/6/2017 11:17	PAINT	2.75	WALL	D		BEIGE	SECOND	253	Section B	Negative	< LOD	0.05	mg / cm ^2
1406	5/6/2017 11:18	PAINT	1.02	DOOR	A		BROWN	SECOND	253	Section B	Negative	< LOD	0.05	mg / cm ^2
1407	5/6/2017 11:18	PAINT	1.03	DOOR	A		BROWN	SECOND	253	Section B	Negative	< LOD	0.04	mg / cm ^2
1408	5/6/2017 11:19	PAINT	1.02	WALL	A		BROWN	SECOND	254	Section B	Negative	< LOD	0.04	mg / cm ^2
1409	5/6/2017 11:19	PAINT	2.58	WALL	B		BEIGE	SECOND	254	Section B	Negative	< LOD	0.03	mg / cm ^2
1410	5/6/2017 11:19	PAINT	1.55	WALL	C		BEIGE	SECOND	254	Section B	Negative	< LOD	0.03	mg / cm ^2
1411	5/6/2017 11:20	PAINT	0.17	WALL	D		BEIGE	SECOND	254	Section B	Null	< LOD	0.03	mg / cm ^2
1412	5/6/2017 11:20	PAINT	1.03	STALL	D		BROWN	SECOND	254	Section B	Negative	< LOD	0.03	mg / cm ^2
1413	5/6/2017 11:20	PAINT	1.02	STALL	D		BROWN	SECOND	254	Section B	Negative	< LOD	0.04	mg / cm ^2
1414	5/6/2017 11:20	PAINT	1.02	STALL	D		BROWN	SECOND	254	Section B	Negative	< LOD	0.04	mg / cm ^2
1415	5/6/2017 11:21	PAINT	1.03	URINAL	D		BROWN	SECOND	254	Section B	Negative	< LOD	0.05	mg / cm ^2
1416	5/6/2017 11:21	PAINT	1.03	DOOR	C		BROWN	SECOND	254	Section B	Negative	< LOD	0.03	mg / cm ^2
1417	5/6/2017 11:21	PAINT	1.03	DOOR	C		BROWN	SECOND	254	Section B	Negative	< LOD	0.03	mg / cm ^2
1418	5/6/2017 11:22	PAINT	1.03	WALL	A		BROWN	SECOND	255	Section B	Negative	< LOD	0.05	mg / cm ^2
1419	5/6/2017 11:22	PAINT	1.02	WALL	B		BEIGE	SECOND	255	Section B	Negative	< LOD	0.03	mg / cm ^2
1420	5/6/2017 11:22	PAINT	1.72	WALL	C		BEIGE	SECOND	255	Section B	Negative	< LOD	0.03	mg / cm ^2
1421	5/6/2017 11:23	PAINT	2.07	WALL	D		BEIGE	SECOND	255	Section B	Negative	< LOD	0.03	mg / cm ^2
1422	5/6/2017 11:23	PAINT	1.03	STALL	B		BROWN	SECOND	255	Section B	Negative	< LOD	0.05	mg / cm ^2
1423	5/6/2017 11:23	PAINT	1.03	STALL	B		BROWN	SECOND	255	Section B	Negative	< LOD	0.03	mg / cm ^2
1424	5/6/2017 11:23	PAINT	1.02	STALL	B		BROWN	SECOND	255	Section B	Negative	< LOD	0.03	mg / cm ^2
1425	5/6/2017 11:24	PAINT	1.03	LOCKERS	D		BEIGE	SECOND	255	Section B	Negative	< LOD	0.11	mg / cm ^2
1426	5/6/2017 11:24	PAINT	1.04	DOOR	C		BROWN	SECOND	255	Section B	Negative	< LOD	0.05	mg / cm ^2
1427	5/6/2017 11:24	PAINT	1.02	DOOR	B		BROWN	SECOND	255	Section B	Negative	< LOD	0.04	mg / cm ^2
1428	5/6/2017 11:25	PAINT	1.36	WALL	A		BEIGE	SECOND	256	Section B	Negative	< LOD	0.03	mg / cm ^2
1429	5/6/2017 11:25	PAINT	1.04	WALL	B		BEIGE	SECOND	256	Section B	Negative	< LOD	0.03	mg / cm ^2
1430	5/6/2017 11:25	PAINT	1.02	WALL	C		BROWN	SECOND	256	Section B	Negative	< LOD	0.03	mg / cm ^2
1431	5/6/2017 11:25	PAINT	1.03	WALL	D		BEIGE	SECOND	256	Section B	Negative	< LOD	0.04	mg / cm ^2
1432	5/6/2017 11:26	PAINT	0.51	WALL	D		GRAY	SECOND	256	Section B	Null	< LOD	0.06	mg / cm ^2
1433	5/6/2017 11:26	PAINT	1.03	WALL	A		BROWN	SECOND	257	Section B	Negative	< LOD	0.04	mg / cm ^2
1434	5/6/2017 11:27	PAINT	1.04	WALL	B		BEIGE	SECOND	257	Section B	Negative	< LOD	0.03	mg / cm ^2
1435	5/6/2017 11:27	PAINT	1.9	WALL	C		BEIGE	SECOND	257	Section B	Negative	< LOD	0.03	mg / cm ^2
1436	5/6/2017 11:27	PAINT	1.2	WALL	D		BEIGE	SECOND	257	Section B	Negative	< LOD	0.03	mg / cm ^2
1437	5/6/2017 11:28	PAINT	1.03	WALL	C		BROWN	SECOND	257	Section B	Negative	< LOD	0.06	mg / cm ^2
1438	5/6/2017 11:28	PAINT	1.03	WALL	D		BROWN	SECOND	257	Section B	Negative	< LOD	0.04	mg / cm ^2
1439	5/6/2017 11:29	PAINT	1.55	WALL	A		BEIGE	SECOND	258	Section B	Negative	< LOD	0.03	mg / cm ^2
1440	5/6/2017 11:29	PAINT	1.2	WALL	B		BEIGE	SECOND	258	Section B	Negative	< LOD	0.08	mg / cm ^2
1441	5/6/2017 11:30	PAINT	2.75	WALL	C		BEIGE	SECOND	258	Section B	Negative	< LOD	0.03	mg / cm ^2
1442	5/6/2017 11:30	PAINT	1.53	WALL	D		BEIGE	SECOND	258	Section B	Negative	< LOD	0.03	mg / cm ^2
1443	5/6/2017 11:31	PAINT	1.02	TRIM	D		BEIGE	SECOND	258	Section B	Negative	< LOD	0.03	mg / cm ^2
1444	5/6/2017 11:31	PAINT	1.03	TRIM	D		BEIGE	SECOND	258	Section B	Negative	< LOD	0.03	mg / cm ^2
1445	5/6/2017 11:31	PAINT	1.03	TRIM	D		BROWN	SECOND	258	Section B	Negative	< LOD	0.04	mg / cm ^2

Hattiesburg Police Department XRF Results for Building B

Reading No	Time	Type	Duration	Component	Side	Condition	Color	Floor	Room	Section	Results	PbC	PbC Error	Units
1446	5/6/2017 11:32	PAINT	1.03	DOOR	A		BEIGE	SECOND	258	Section B	Negative	< LOD	0.03	mg / cm ^2
1447	5/6/2017 11:32	PAINT	1.02	DOOR	A		WHITE	SECOND	258	Section B	Negative	< LOD	0.12	mg / cm ^2
1448	5/6/2017 11:33	PAINT	1.54	WALL	A		BEIGE	SECOND	259	Section B	Null	< LOD	0.03	mg / cm ^2
1449	5/6/2017 11:33	PAINT	1.72	WALL	B		BEIGE	SECOND	259	Section B	Negative	< LOD	0.03	mg / cm ^2
1450	5/6/2017 11:33	PAINT	1.88	WALL	C		BEIGE	SECOND	259	Section B	Negative	< LOD	0.03	mg / cm ^2
1451	5/6/2017 11:34	PAINT	1.21	WALL	D		BEIGE	SECOND	259	Section B	Negative	< LOD	0.03	mg / cm ^2
1452	5/6/2017 11:34	PAINT	1.03	DOOR	C		BLACK	SECOND	259	Section B	Negative	< LOD	0.04	mg / cm ^2
1453	5/6/2017 11:34	PAINT	1.03	DOOR	C		BLACK	SECOND	259	Section B	Negative	< LOD	0.18	mg / cm ^2
1454	5/6/2017 11:34	PAINT	1.03	DOOR	D		BROWN	SECOND	259a	Section B	Negative	< LOD	0.03	mg / cm ^2
1455	5/6/2017 11:34	PAINT	1.03	DOOR	D		BROWN	SECOND	259a	Section B	Negative	< LOD	0.04	mg / cm ^2
1456	5/6/2017 11:35	PAINT	1.03	WALL	A		BROWN	SECOND	259a	Section B	Negative	< LOD	0.05	mg / cm ^2
1457	5/6/2017 11:35	PAINT	1.04	WALL	B		BEIGE	SECOND	259a	Section B	Negative	< LOD	0.03	mg / cm ^2
1458	5/6/2017 11:35	PAINT	1.19	WALL	C		BEIGE	SECOND	259a	Section B	Negative	< LOD	0.03	mg / cm ^2
1459	5/6/2017 11:35	PAINT	0.35	WALL	D		BEIGE	SECOND	259a	Section B	Null	< LOD	0.08	mg / cm ^2
1460	5/6/2017 11:36	PAINT	1.02	DOOR	C		BLACK	SECOND	259a	Section B	Negative	< LOD	0.03	mg / cm ^2
1461	5/6/2017 11:36	PAINT	1.72	CLOSET WALL	D		BEIGE	SECOND	259b	Section B	Negative	< LOD	0.03	mg / cm ^2
1462	5/6/2017 11:37	PAINT	1.03	DOOR	C		BROWN	SECOND	259b	Section B	Negative	< LOD	0.03	mg / cm ^2
1463	5/6/2017 11:37	PAINT	1.03	DOOR	C		BROWN	SECOND	259b	Section B	Negative	< LOD	0.03	mg / cm ^2
1464	5/6/2017 11:37	PAINT	1.03	WALL	A		BROWN	SECOND	260	Section B	Negative	< LOD	0.03	mg / cm ^2
1465	5/6/2017 11:38	PAINT	2.24	WALL	B		BEIGE	SECOND	260	Section B	Negative	< LOD	0.03	mg / cm ^2
1466	5/6/2017 11:38	PAINT	1.2	WALL	C		BEIGE	SECOND	260	Section B	Negative	< LOD	0.03	mg / cm ^2
1467	5/6/2017 11:38	PAINT	1.37	WALL	D		BEIGE	SECOND	260	Section B	Negative	< LOD	0.03	mg / cm ^2
1468	5/6/2017 11:38	PAINT	1.04	DOOR	D		BROWN	SECOND	260	Section B	Negative	< LOD	0.03	mg / cm ^2
1469	5/6/2017 11:38	PAINT	1.02	DOOR	D		BROWN	SECOND	260	Section B	Negative	< LOD	0.03	mg / cm ^2
1470	5/6/2017 11:39	PAINT	1.2	RESTROOM DOOR	C		BROWN	SECOND	260	Section B	Negative	< LOD	0.03	mg / cm ^2
1471	5/6/2017 11:39	PAINT	1.02	RESTROOM DOOR	C		BROWN	SECOND	260	Section B	Negative	< LOD	0.04	mg / cm ^2
1472	5/6/2017 11:39	PAINT	1.88	WALL	B		BEIGE	SECOND	260	Section B	Negative	< LOD	0.03	mg / cm ^2
1473	5/6/2017 11:39	PAINT	1.72	WALL	C		BEIGE	SECOND	260	Section B	Negative	< LOD	0.03	mg / cm ^2
1474	5/6/2017 11:40	PAINT	1.37	WALL	D		BEIGE	SECOND	260	Section B	Null	< LOD	0.03	mg / cm ^2
1475	5/6/2017 11:40	PAINT	1.37	WALL	A		BEIGE	SECOND	261	Section B	Negative	< LOD	0.03	mg / cm ^2
1476	5/6/2017 11:41	PAINT	1.55	WALL	B		BEIGE	SECOND	261	Section B	Negative	< LOD	0.03	mg / cm ^2
1477	5/6/2017 11:41	PAINT	2.4	WALL	C		BEIGE	SECOND	261	Section B	Negative	< LOD	0.03	mg / cm ^2
1478	5/6/2017 11:41	PAINT	1.88	WALL	D		BEIGE	SECOND	261	Section B	Negative	< LOD	0.03	mg / cm ^2
1479	5/6/2017 11:41	PAINT	1.02	CABINETS	B		BEIGE	SECOND	261	Section B	Negative	< LOD	0.07	mg / cm ^2
1480	5/6/2017 11:41	PAINT	1.03	CABINETS	B		BEIGE	SECOND	261	Section B	Negative	< LOD	0.14	mg / cm ^2
1481	5/6/2017 11:42	PAINT	1.03	BOARD	B		BEIGE	SECOND	261	Section B	Negative	< LOD	0.69	mg / cm ^2
1482	5/6/2017 11:42	PAINT	1.03	DOOR	A		BEIGE	SECOND	261	Section B	Negative	< LOD	0.11	mg / cm ^2
1483	5/6/2017 11:42	PAINT	1.03	DOOR	A		BEIGE	SECOND	261	Section B	Negative	< LOD	0.05	mg / cm ^2
1484	5/6/2017 11:43	PAINT	1.03	WALL	A		BEIGE	SECOND	262	Section B	Null	< LOD	0.03	mg / cm ^2
1485	5/6/2017 11:43	PAINT	1.38	WALL	B		BEIGE	SECOND	262	Section B	Negative	< LOD	0.03	mg / cm ^2
1486	5/6/2017 11:43	PAINT	1.37	WALL	C		BEIGE	SECOND	262	Section B	Negative	< LOD	0.03	mg / cm ^2
1487	5/6/2017 11:44	PAINT	1.03	WALL	D		BEIGE	SECOND	262	Section B	Negative	< LOD	0.03	mg / cm ^2
1488	5/6/2017 11:44	PAINT	1.02	DOOR	D		BROWN	SECOND	262	Section B	Negative	< LOD	0.03	mg / cm ^2
1489	5/6/2017 11:44	PAINT	1.02	DOOR	D		BROWN	SECOND	262	Section B	Negative	< LOD	0.05	mg / cm ^2
1490	5/6/2017 11:45	PAINT	1.03	DOOR	D		BEIGE	SECOND	262	Section B	Negative	< LOD	0.04	mg / cm ^2
1491	5/6/2017 11:45	PAINT	1.03	DOOR	B		BEIGE	SECOND	262	Section B	Negative	< LOD	0.28	mg / cm ^2
1492	5/6/2017 11:45	PAINT	1.03	DOOR	B		BEIGE	SECOND	262	Section B	Negative	< LOD	0.35	mg / cm ^2
1493	5/6/2017 11:46	PAINT	1.03	DOOR	B		BEIGE	SECOND	262	Section B	Negative	< LOD	0.36	mg / cm ^2
1494	5/6/2017 11:46	PAINT	1.37	WALL	A		BEIGE	SECOND	262a	Section B	Negative	< LOD	0.03	mg / cm ^2
1495	5/6/2017 11:47	PAINT	1.88	WALL	B		BEIGE	SECOND	262a	Section B	Negative	< LOD	0.03	mg / cm ^2
1496	5/6/2017 11:47	PAINT	1.54	WALL	C		BEIGE	SECOND	262a	Section B	Null	< LOD	0.03	mg / cm ^2
1497	5/6/2017 11:47	PAINT	1.54	WALL	D		BEIGE	SECOND	262a	Section B	Null	< LOD	0.03	mg / cm ^2
1498	5/6/2017 11:47	PAINT	1.02	CABINETS	A		BEIGE	SECOND	262a	Section B	Negative	< LOD	0.35	mg / cm ^2
1499	5/6/2017 11:48	PAINT	1.02	CABINETS	A		BEIGE	SECOND	262a	Section B	Negative	< LOD	0.65	mg / cm ^2
1500	5/6/2017 11:48	PAINT	1.02	CABINETS	A		BEIGE	SECOND	262a	Section B	Negative	< LOD	0.41	mg / cm ^2
1501	5/6/2017 11:48	PAINT	2.06	WALL TRIM	A		BEIGE	SECOND	262a	Section B	Negative	< LOD	0.03	mg / cm ^2
1502	5/6/2017 11:49	PAINT	1.02	WINDOW	B		BROWN	SECOND	262a	Section B	Negative	< LOD	0.04	mg / cm ^2
1503	5/6/2017 11:49	PAINT	1.04	WINDOW	B		BROWN	SECOND	262a	Section B	Negative	< LOD	0.03	mg / cm ^2
1504	5/6/2017 11:50	PAINT	2.22	BRICKS	B		BEIGE	SECOND	Elevator by 264	Section B	Negative	< LOD	0.03	mg / cm ^2
1505	5/6/2017 11:50	PAINT	1.02	DOOR	B		BROWN	SECOND	Elevator by 264	Section B	Negative	< LOD	0.28	mg / cm ^2
1506	5/6/2017 11:50	PAINT	1.02	DOOR	B		BROWN	SECOND	Elevator by 264	Section B	Negative	< LOD	0.75	mg / cm ^2

Hattiesburg Police Department XRF Results for Building B

Reading No	Time	Type	Duration	Component	Side	Condition	Color	Floor	Room	Section	Results	PbC	PbC Error	Units
1507	5/6/2017 11:50	PAINT	0.17	DOOR	B		BEIGE	SECOND	Elevator by 264	Section B	Null	< LOD	0.16	mg / cm ^2
1508	5/6/2017 11:50	PAINT	1.88	WALL	D		BEIGE	SECOND	Elevator by 264	Section B	Negative	< LOD	0.03	mg / cm ^2
1509	5/6/2017 11:50	PAINT	1.03	WINDOW	D		BROWN	SECOND	Elevator by 264	Section B	Negative	< LOD	0.05	mg / cm ^2
1510	5/6/2017 11:51	PAINT	1.03	WINDOW	D		BROWN	SECOND	Elevator by 264	Section B	Negative	< LOD	0.03	mg / cm ^2
1511	5/6/2017 11:51	PAINT	1.03	ELEVATOR	B		BLUE	SECOND	Elevator by 264	Section B	Negative	< LOD	0.06	mg / cm ^2
1512	5/6/2017 11:51	PAINT	1.9	WALL	A		WHITE	SECOND	264	Section B	Negative	< LOD	0.03	mg / cm ^2
1513	5/6/2017 11:52	PAINT	3.27	WALL	B		WHITE	SECOND	264	Section B	Negative	< LOD	0.03	mg / cm ^2
1514	5/6/2017 11:52	PAINT	1.38	WALL	C		WHITE	SECOND	264	Section B	Null	< LOD	0.03	mg / cm ^2
1515	5/6/2017 11:52	PAINT	2.92	WALL	D		WHITE	SECOND	264	Section B	Negative	< LOD	0.03	mg / cm ^2
1516	5/6/2017 11:52	PAINT	1.71	POWER POLE	B		WHITE	SECOND	264	Section B	Negative	< LOD	0.03	mg / cm ^2
1517	5/6/2017 11:53	PAINT	1.02	POWER POLE	B		WHITE	SECOND	264	Section B	Negative	< LOD	0.03	mg / cm ^2
1518	5/6/2017 11:54	PAINT	1.02	WALL	A		BEIGE	SECOND	Hallway (254-262)	Section B	Negative	< LOD	0.03	mg / cm ^2
1519	5/6/2017 11:54	PAINT	1.72	WALL	B		BEIGE	SECOND	Hallway (254-262)	Section B	Negative	< LOD	0.03	mg / cm ^2
1520	5/6/2017 11:54	PAINT	1.03	WALL	C		BEIGE	SECOND	Hallway (254-262)	Section B	Negative	< LOD	0.03	mg / cm ^2
1521	5/6/2017 11:55	PAINT	0.52	WALL	D		BEIGE	SECOND	Hallway (254-262)	Section B	Null	< LOD	0.65	mg / cm ^2
1522	5/6/2017 11:55	PAINT	1.03	TRIM	C		BEIGE	SECOND	Hallway (254-262)	Section B	Negative	< LOD	0.03	mg / cm ^2
1523	5/6/2017 11:55	PAINT	1.02	TRIM	C		BROWN	SECOND	Hallway (254-262)	Section B	Negative	< LOD	0.04	mg / cm ^2
1524	5/6/2017 11:55	PAINT	1.03	TRIM	B		BEIGE	SECOND	Hallway (254-262)	Section B	Negative	< LOD	0.08	mg / cm ^2
1525	5/6/2017 11:56	PAINT	1.03	DOOR (259a)	A		BROWN	SECOND	Hallway (254-262)	Section B	Negative	< LOD	0.03	mg / cm ^2
1526	5/6/2017 11:56	PAINT	1.03	DOOR (259a)	A		BROWN	SECOND	Hallway (254-262)	Section B	Negative	< LOD	0.04	mg / cm ^2
1527	5/6/2017 11:56	PAINT	1.03	DOOR (256a)	C		BROWN	SECOND	Hallway (254-262)	Section B	Negative	< LOD	0.04	mg / cm ^2
1528	5/6/2017 11:56	PAINT	1.03	DOOR (256a)	C		BROWN	SECOND	Hallway (254-262)	Section B	Negative	< LOD	0.04	mg / cm ^2
1529	5/6/2017 11:57	PAINT	1.72	WALL	A		BEIGE	SECOND	Carpet Hallway	Section B	Negative	< LOD	0.03	mg / cm ^2
1530	5/6/2017 11:58	PAINT	1.88	WALL	B		BEIGE	SECOND	Carpet Hallway	Section B	Negative	< LOD	0.03	mg / cm ^2
1531	5/6/2017 11:58	PAINT	1.55	WALL	C		BEIGE	SECOND	Carpet Hallway	Section B	Negative	< LOD	0.03	mg / cm ^2
1532	5/6/2017 11:58	PAINT	3.25	WALL	D		BEIGE	SECOND	Carpet Hallway	Section B	Negative	< LOD	0.03	mg / cm ^2
1533	5/6/2017 11:58	PAINT	1.03	EXIT DOOR	A		BROWN	SECOND	Carpet Hallway	Section B	Negative	< LOD	0.04	mg / cm ^2
1534	5/6/2017 11:58	PAINT	1.03	EXIT DOOR	A		BROWN	SECOND	Carpet Hallway	Section B	Negative	< LOD	0.03	mg / cm ^2
1535	5/6/2017 11:59	PAINT	1.04	DOOR (246)	A		BROWN	SECOND	Carpet Hallway	Section B	Negative	< LOD	0.04	mg / cm ^2
1536	5/6/2017 11:59	PAINT	1.02	DOOR (246)	A		BROWN	SECOND	Carpet Hallway	Section B	Negative	< LOD	0.04	mg / cm ^2
1537	5/6/2017 11:59	PAINT	1.04	DOOR (246)	A		BROWN	SECOND	Carpet Hallway	Section B	Negative	< LOD	0.04	mg / cm ^2
1538	5/6/2017 11:59	PAINT	1.03	DOOR (249)	A		BROWN	SECOND	Carpet Hallway	Section B	Negative	< LOD	0.04	mg / cm ^2
1539	5/6/2017 12:00	PAINT	1.03	DOOR (249)	A		BEIGE	SECOND	Carpet Hallway	Section B	Negative	< LOD	0.04	mg / cm ^2
1540	5/6/2017 12:00	PAINT	1.02	DOOR (250)	A		BEIGE	SECOND	Carpet Hallway	Section B	Negative	< LOD	0.03	mg / cm ^2
1541	5/6/2017 12:00	PAINT	1.03	WALL	A		BEIGE	SECOND	Carpet Hallway	Section B	Negative	< LOD	0.57	mg / cm ^2
1542	5/6/2017 12:01	PAINT	1.72	WALL	B		BEIGE	SECOND	Carpet Hallway	Section B	Negative	< LOD	0.03	mg / cm ^2
1543	5/6/2017 12:01	PAINT	1.37	WALL	C		BEIGE	SECOND	Carpet Hallway	Section B	Negative	< LOD	0.03	mg / cm ^2
1544	5/6/2017 12:01	PAINT	1.03	WALL	D		BEIGE	SECOND	Carpet Hallway	Section B	Negative	< LOD	0.12	mg / cm ^2
1545	5/6/2017 12:01	PAINT	1.72	HANDRAIL			BROWN	SECOND	Carpet Hallway	Section B	Negative	< LOD	0.03	mg / cm ^2
1546	5/6/2017 12:01	PAINT	1.03	HANDRAIL BASE	A		BEIGE	SECOND	Carpet Hallway	Section B	Negative	< LOD	0.03	mg / cm ^2
1547	5/6/2017 12:02	PAINT	1.03	METAL BAR	C		BEIGE	SECOND	Carpet Hallway	Section B	Negative	< LOD	0.15	mg / cm ^2
1548	5/6/2017 12:02	PAINT	1.03	ELEVATOR DOOR	C		BEIGE	SECOND	Carpet Hallway	Section B	Negative	< LOD	0.03	mg / cm ^2
1549	5/6/2017 12:02	PAINT	1.03	ELEVATOR DOOR	C		BEIGE	SECOND	Carpet Hallway	Section B	Negative	< LOD	0.45	mg / cm ^2
1550	5/6/2017 12:02	PAINT	1.03	METAL BAR	C		BEIGE	SECOND	Carpet Hallway	Section B	Negative	< LOD	0.46	mg / cm ^2
1551	5/6/2017 12:03	PAINT	6.32	PIPES	B		BEIGE	SECOND	Carpet Hallway	Section B	Positive	1.4	0.4	mg / cm ^2
1552	5/6/2017 12:04	PAINT	7.85	PIPES	B		BEIGE	SECOND	Carpet Hallway	Section B	Positive	1.8	0.5	mg / cm ^2
1553	5/6/2017 12:06	PAINT	3.76	PIPES	B		PINK	SECOND	Carpet Hallway	Section B	Negative	0.7	0.2	mg / cm ^2
1554	5/6/2017 12:08	PAINT	1.2	DOOR (263)	C		BROWN	SECOND	Carpet Hallway	Section B	Negative	< LOD	0.6	mg / cm ^2
1555	5/6/2017 12:08	PAINT	1.04	DOOR (263)	C		BROWN	SECOND	Carpet Hallway	Section B	Negative	< LOD	0.04	mg / cm ^2
1556	5/6/2017 12:18	PAINT	5.65	Calibration				SECOND			Negative	0.9	0.1	mg / cm ^2
1557	5/6/2017 12:18	PAINT	4.81	Calibration				SECOND			Positive	1.1	0.1	mg / cm ^2
1558	5/6/2017 12:18	PAINT	1.88	Calibration				SECOND			Positive	1.2	0.3	mg / cm ^2
1559	5/8/2017 08:28	SHUTTER_CAL	154.7									2.39	0	cps
1560	5/8/2017 08:36	PAINT	8.24	Calibration							Positive	1.1	0.1	mg / cm ^2
1561	5/8/2017 08:37	PAINT	7.53	Calibration							Positive	1.1	0.1	mg / cm ^2
1562	5/8/2017 08:37	PAINT	5.5	Calibration							Negative	0.9	0.1	mg / cm ^2
1720	5/8/2017 10:13	PAINT	10.45	Calibration	D	INTACT	GREEN	THIRD	310	Section B	Positive	1.1	0.1	mg / cm ^2
1721	5/8/2017 10:14	PAINT	4.63	Calibration	D	INTACT	GREEN	THIRD	310	Section B	Positive	1	0.1	mg / cm ^2
1722	5/8/2017 10:14	PAINT	1.87	Calibration	D	INTACT	GREEN	THIRD	310	Section B	Positive	1.1	0.3	mg / cm ^2
1723	5/8/2017 10:14	PAINT	1.89	Calibration	D	INTACT	GREEN	THIRD	310	Section B	Negative	0.9	0.3	mg / cm ^2
1744	5/8/2017 10:50	PAINT	1.88	TRIM	A	INTACT	BEIGE	disbatch	001&001a	Section B	Negative	< LOD	0.03	mg / cm ^2

Hattiesburg Police Department XRF Results for Building B

Reading No	Time	Type	Duration	Component	Side	Condition	Color	Floor	Room	Section	Results	PbC	PbC Error	Units
1745	5/8/2017 10:50	PAINT	1.54	TRIM	B	INTACT	BEIGE	disbatch	001&001a	Section B	Negative	< LOD	0.03	mg / cm ^2
1746	5/8/2017 10:50	PAINT	2.05	TRIM	C	INTACT	BEIGE	disbatch	001&001a	Section B	Negative	< LOD	0.03	mg / cm ^2
1747	5/8/2017 10:51	PAINT	2.56	TRIM	D	INTACT	BEIGE	disbatch	001&001a	Section B	Negative	< LOD	0.03	mg / cm ^2
1748	5/8/2017 10:51	PAINT	1.02	CEILING	A	INTACT	blkx	disbatch	001&001a	Section B	Negative	< LOD	0.03	mg / cm ^2
1749	5/8/2017 10:52	PAINT	1.19	DOOR	C	INTACT	BROWN	disbatch	001&001a	Section B	Negative	< LOD	0.04	mg / cm ^2
1750	5/8/2017 10:52	PAINT	1.03	DOOR	C	INTACT	BROWN	disbatch	001&001a	Section B	Negative	< LOD	0.03	mg / cm ^2
1751	5/8/2017 10:54	PAINT	1.03	WALL	A	INTACT	BEIGE	disbatch	2	Section B	Negative	< LOD	0.14	mg / cm ^2
1752	5/8/2017 10:54	PAINT	0.17	WALL	B	INTACT	BEIGE	disbatch	2	Section B	Null	< LOD	0.03	mg / cm ^2
1753	5/8/2017 10:54	PAINT	1.88	WALL	C	INTACT	BEIGE	disbatch	2	Section B	Negative	< LOD	0.03	mg / cm ^2
1754	5/8/2017 10:54	PAINT	1.53	WALL	D	INTACT	BEIGE	disbatch	2	Section B	Negative	< LOD	0.03	mg / cm ^2
1755	5/8/2017 10:56	PAINT	1.88	WALL	A	INTACT	BEIGE	disbatch	3	Section B	Negative	< LOD	0.03	mg / cm ^2
1756	5/8/2017 10:56	PAINT	0.35	WALL	B	INTACT	BEIGE	disbatch	3	Section B	Null	< LOD	0.03	mg / cm ^2
1757	5/8/2017 10:56	PAINT	1.2	WALL	C	INTACT	BEIGE	disbatch	3	Section B	Negative	< LOD	0.03	mg / cm ^2
1758	5/8/2017 10:56	PAINT	2.05	WALL	D	INTACT	BEIGE	disbatch	3	Section B	Negative	< LOD	0.08	mg / cm ^2
1759	5/8/2017 10:57	PAINT	1.87	WALL	A	INTACT	BEIGE	disbatch	4	Section B	Negative	< LOD	0.03	mg / cm ^2
1760	5/8/2017 10:57	PAINT	2.06	WALL	B	INTACT	BEIGE	disbatch	4	Section B	Negative	< LOD	0.03	mg / cm ^2
1761	5/8/2017 10:57	PAINT	1.54	WALL	C	INTACT	BEIGE	disbatch	4	Section B	Negative	< LOD	0.03	mg / cm ^2
1762	5/8/2017 10:57	PAINT	1.54	WALL	D	INTACT	BEIGE	disbatch	4	Section B	Negative	< LOD	0.03	mg / cm ^2
1763	5/8/2017 10:59	PAINT	1.02	WALL	A	INTACT	BEIGE	disbatch	006&006a	Section B	Negative	< LOD	0.03	mg / cm ^2
1764	5/8/2017 11:00	PAINT	2.05	WALL	B	INTACT	BEIGE	disbatch	006&006a	Section B	Negative	< LOD	0.03	mg / cm ^2
1765	5/8/2017 11:00	PAINT	1.7	WALL	C	INTACT	BEIGE	disbatch	006&006a	Section B	Negative	< LOD	0.03	mg / cm ^2
1766	5/8/2017 11:00	PAINT	1.37	WALL	D	INTACT	BEIGE	disbatch	006&006a	Section B	Negative	< LOD	0.03	mg / cm ^2
1767	5/8/2017 11:01	PAINT	1.04	WINDOW	B	INTACT	BROWN	disbatch	006&006a	Section B	Negative	< LOD	0.03	mg / cm ^2
1768	5/8/2017 11:01	PAINT	1.02	WINDOW	B	INTACT	BROWN	disbatch	006&006a	Section B	Negative	< LOD	0.03	mg / cm ^2
1769	5/8/2017 11:01	PAINT	1.03	DOOR	B	INTACT	BROWN	disbatch	006&006a	Section B	Negative	< LOD	0.04	mg / cm ^2
1770	5/8/2017 11:02	PAINT	1.02	DOOR	B	INTACT	BROWN	disbatch	006&006a	Section B	Negative	< LOD	0.03	mg / cm ^2
1771	5/8/2017 11:02	PAINT	1.02	DOOR	B	INTACT	BROWN	disbatch	006b	Section B	Negative	< LOD	0.03	mg / cm ^2
1772	5/8/2017 11:03	PAINT	1.02	DOOR	B	INTACT	BROWN	disbatch	006b	Section B	Negative	< LOD	0.03	mg / cm ^2
1773	5/8/2017 11:03	PAINT	2.05	WALL	A	INTACT	BEIGE	disbatch	006b	Section B	Negative	< LOD	0.03	mg / cm ^2
1774	5/8/2017 11:03	PAINT	1.19	WALL	B	INTACT	BEIGE	disbatch	006b	Section B	Negative	< LOD	0.03	mg / cm ^2
1775	5/8/2017 11:03	PAINT	1.37	WALL	C	INTACT	BEIGE	disbatch	006b	Section B	Negative	< LOD	0.03	mg / cm ^2
1776	5/8/2017 11:04	PAINT	1.2	WALL	D	INTACT	BEIGE	disbatch	006b	Section B	Negative	< LOD	0.03	mg / cm ^2
1777	5/8/2017 11:04	PAINT	1.71	WALL	A	INTACT	BEIGE	disbatch	006b-hall	Section B	Negative	< LOD	0.03	mg / cm ^2
1778	5/8/2017 11:05	PAINT	2.56	WALL	B	INTACT	BEIGE	disbatch	006b-hall	Section B	Negative	< LOD	0.03	mg / cm ^2
1779	5/8/2017 11:05	PAINT	1.53	WALL	C	INTACT	BEIGE	disbatch	006b-hall	Section B	Negative	< LOD	0.03	mg / cm ^2
1780	5/8/2017 11:05	PAINT	1.7	WALL	D	INTACT	BEIGE	disbatch	006b-hall	Section B	Negative	< LOD	0.07	mg / cm ^2
1781	5/8/2017 11:06	PAINT	1.37	WALL	A	INTACT	BEIGE	disbatch	7	Section B	Negative	< LOD	0.03	mg / cm ^2
1782	5/8/2017 11:07	PAINT	1.02	WALL	B	INTACT	BEIGE	disbatch	7	Section B	Negative	< LOD	0.04	mg / cm ^2
1783	5/8/2017 11:07	PAINT	2.05	WALL	C	INTACT	BEIGE	disbatch	7	Section B	Negative	< LOD	0.03	mg / cm ^2
1784	5/8/2017 11:07	PAINT	1.2	WALL	D	INTACT	BEIGE	disbatch	7	Section B	Negative	< LOD	0.03	mg / cm ^2
1785	5/8/2017 11:08	PAINT	5.97	WALL	C	INTACT	BEIGE	disbatch	7	Section B	Negative	0.4	0.1	mg / cm ^2
1786	5/8/2017 11:08	PAINT	1.02	pipe	C	INTACT	BEIGE	disbatch	7	Section B	Negative	< LOD	0.03	mg / cm ^2
1787	5/8/2017 11:08	PAINT	1.03	pipe	C	INTACT	BEIGE	disbatch	7	Section B	Negative	< LOD	0.03	mg / cm ^2
1788	5/8/2017 11:10	PAINT	3.26	WALL	A	INTACT	BEIGE	disbatch	007a	Section B	Negative	< LOD	0.03	mg / cm ^2
1789	5/8/2017 11:10	PAINT	3.09	WALL	B	INTACT	BEIGE	disbatch	007a	Section B	Negative	< LOD	0.03	mg / cm ^2
1790	5/8/2017 11:10	PAINT	3.26	WALL	C	INTACT	BEIGE	disbatch	007a	Section B	Negative	< LOD	0.03	mg / cm ^2
1791	5/8/2017 11:11	PAINT	1.19	WALL	D	INTACT	BEIGE	disbatch	007a	Section B	Negative	< LOD	0.03	mg / cm ^2
1792	5/8/2017 11:11	PAINT	1.02	WALL	B	INTACT	BEIGE	disbatch	007a	Section B	Negative	< LOD	0.03	mg / cm ^2
1793	5/8/2017 11:11	PAINT	1.2	WALL	C	INTACT	BEIGE	disbatch	007a	Section B	Negative	< LOD	0.32	mg / cm ^2
1794	5/8/2017 11:12	PAINT	1.03	WALL	C	INTACT	WHITE	disbatch	007a	Section B	Negative	< LOD	0.05	mg / cm ^2
1795	5/8/2017 11:12	PAINT	1.03	WALL	A	INTACT	BEIGE	disbatch	007b	Section B	Negative	< LOD	0.03	mg / cm ^2
1796	5/8/2017 11:13	PAINT	3.27	WALL	B	INTACT	BEIGE	disbatch	007b	Section B	Negative	< LOD	0.03	mg / cm ^2
1797	5/8/2017 11:13	PAINT	2.92	WALL	C	INTACT	BEIGE	disbatch	007b	Section B	Null	< LOD	0.03	mg / cm ^2
1798	5/8/2017 11:14	PAINT	2.23	WALL	D	INTACT	BEIGE	disbatch	007b	Section B	Negative	< LOD	0.03	mg / cm ^2
1799	5/8/2017 11:20	PAINT	4.09	WALL	A	POOR	YELLOW	boiler		Section B	Negative	< LOD	0.03	mg / cm ^2
1800	5/8/2017 11:20	PAINT	1.71	WALL	A	POOR	YELLOW	boiler		Section B	Negative	< LOD	0.03	mg / cm ^2
1801	5/8/2017 11:21	PAINT	3.24	WALL	A	POOR	YELLOW	boiler		Section B	Negative	< LOD	0.04	mg / cm ^2
1802	5/8/2017 11:21	PAINT	3.24	WALL	A	POOR	YELLOW	boiler		Section B	Negative	< LOD	0.03	mg / cm ^2
1803	5/8/2017 11:22	PAINT	1.71	COLUMN	C	POOR	WHITE	boiler		Section B	Null	< LOD	0.05	mg / cm ^2
1804	5/8/2017 11:22	PAINT	1.02	COLUMN	C	POOR	WHITE	boiler		Section B	Negative	< LOD	0.03	mg / cm ^2
1822	5/8/2017 11:34	PAINT	2.57	Calibration	B	INTACT	BEIGE	FIRST	137		Positive	1.3	0.3	mg / cm ^2

Hattiesburg Police Department XRF Results for Building B

Reading No	Time	Type	Duration	Component	Side	Condition	Color	Floor	Room	Section	Results	PbC	PbC Error	Units
1823	5/8/2017 11:35	PAINT	9.76	Calibration	B	INTACT	BEIGE	FIRST	137		Positive	1	0.1	mg / cm ^2
1824	5/8/2017 11:36	PAINT	7.52	Calibration	B	INTACT	BEIGE	FIRST	137		Positive	1.1	0.1	mg / cm ^2
1825	5/8/2017 11:36	PAINT	10.95	Calibration	B	INTACT	BEIGE	FIRST	137		Positive	1	0.1	mg / cm ^2

Hattiesburg Police Department

XRF Results for Building C

Reading No	Time	Type	Duration	Component	Side	Condition	Color	Floor	Room	Section	Results	PbC	PbC Error	Units
4	5/4/2017 11:23	SHUTTER_CAL	152.74									2.35	0	cps
5	5/4/2017 11:25	PAINT	3.26	Calibration		Intact		1st Floor		Building C	Positive	1.2	0.2	mg / cm ^2
6	5/4/2017 11:26	PAINT	11.23	Calibration		Intact		1st Floor		Building C	Positive	1	0.1	mg / cm ^2
7	5/4/2017 11:27	PAINT	18.27	Calibration		Intact		1st Floor		Building C	Positive	1.1	0.1	mg / cm ^2
8	5/4/2017 11:32	PAINT	2.76	Wall	A	Intact	Beige	1st Floor	C132	Building C	Negative	< LOD	0.03	mg / cm ^2
9	5/4/2017 11:32	PAINT	2.07	Wall	B	Intact	Beige	1st Floor	C132	Building C	Negative	< LOD	0.03	mg / cm ^2
10	5/4/2017 11:32	PAINT	1.56	Wall	C	Intact	Beige	1st Floor	C132	Building C	Negative	< LOD	0.03	mg / cm ^2
11	5/4/2017 11:33	PAINT	2.42	Wall	D	Intact	Beige	1st Floor	C132	Building C	Negative	< LOD	0.03	mg / cm ^2
12	5/4/2017 11:33	PAINT	3.11	Wall	D	Intact	White	1st Floor	C132	Building C	Negative	< LOD	0.03	mg / cm ^2
13	5/4/2017 11:33	PAINT	1.73	Wall	C	Intact	White	1st Floor	C132	Building C	Negative	< LOD	0.03	mg / cm ^2
14	5/4/2017 11:34	PAINT	2.94	Column		Intact	Brown	1st Floor	C132	Building C	Negative	< LOD	0.03	mg / cm ^2
15	5/4/2017 11:34	PAINT	1.2	Column		Intact	Beige	1st Floor	C132	Building C	Negative	< LOD	0.03	mg / cm ^2
16	5/4/2017 11:34	PAINT	1.72	Column		Intact	White	1st Floor	C132	Building C	Negative	< LOD	0.03	mg / cm ^2
17	5/4/2017 11:34	PAINT	1.02	A/C	A	Intact	Brown	1st Floor	C132	Building C	Negative	< LOD	0.1	mg / cm ^2
18	5/4/2017 11:35	PAINT	1.03	Door Frame	B	Intact	Brown	1st Floor	C132	Building C	Negative	< LOD	0.18	mg / cm ^2
19	5/4/2017 11:35	PAINT	1.03	Door	B	Intact	Brown	1st Floor	C132	Building C	Negative	< LOD	0.05	mg / cm ^2
20	5/4/2017 11:35	PAINT	1.03	Door Frame	C	Intact	Brown	1st Floor	C132	Building C	Negative	< LOD	0.07	mg / cm ^2
21	5/4/2017 11:35	PAINT	1.02	Door	C	Intact	Brown	1st Floor	C132	Building C	Negative	< LOD	0.04	mg / cm ^2
22	5/4/2017 11:36	PAINT	1.03	Pipe - Ceiling		Intact	Black	1st Floor	C132	Building C	Negative	< LOD	2.14	mg / cm ^2
23	5/4/2017 11:37	PAINT	1.04	Pipe - Ceiling		Intact	Black	1st Floor	C132	Building C	Negative	< LOD	0.23	mg / cm ^2
24	5/4/2017 11:37	PAINT	1.03	Beam - Ceiling		Intact	Brown	1st Floor	C132	Building C	Negative	< LOD	0.03	mg / cm ^2
25	5/4/2017 11:38	PAINT	2.06	Wall	A	Intact	Beige	1st Floor	C133	Building C	Null	< LOD	0.18	mg / cm ^2
26	5/4/2017 11:38	PAINT	0.34	Wall	B	Intact	Beige	1st Floor	C133	Building C	Null	< LOD	0.59	mg / cm ^2
27	5/4/2017 11:38	PAINT	3.11	Wall	C	Intact	Beige	1st Floor	C133	Building C	Negative	< LOD	0.2	mg / cm ^2
28	5/4/2017 11:39	PAINT	0.51	Wall	D	Intact	Beige	1st Floor	C133	Building C	Null	< LOD	0.09	mg / cm ^2
29	5/4/2017 11:39	PAINT	1.04	Cabinet	D	Intact	Brown	1st Floor	C133	Building C	Negative	< LOD	0.04	mg / cm ^2
30	5/4/2017 11:39	PAINT	1.02	Cabinet	B	Intact	Tan	1st Floor	C133	Building C	Negative	< LOD	0.3	mg / cm ^2
31	5/4/2017 11:39	PAINT	1.03	A/C	Z	Intact	Brown	1st Floor	C133	Building C	Negative	< LOD	0.05	mg / cm ^2
32	5/4/2017 11:40	PAINT	1.03	Door Frame	B	Intact	Brown	1st Floor	C133	Building C	Negative	< LOD	0.07	mg / cm ^2
33	5/4/2017 11:41	PAINT	1.04	Door Frame	B	Intact	Gray	1st Floor	C133	Building C	Negative	< LOD	0.08	mg / cm ^2
34	5/4/2017 11:41	PAINT	1.03	Door Frame	B	Intact	Lt. Brown	1st Floor	C133	Building C	Negative	< LOD	0.21	mg / cm ^2
35	5/4/2017 11:41	PAINT	1.03	Door	B	Intact	Brown	1st Floor	C133	Building C	Negative	< LOD	0.05	mg / cm ^2
36	5/4/2017 11:42	PAINT	1.04	Door Frame	B	Intact	Lt. Brown	1st Floor	C133A	Building C	Negative	< LOD	0.14	mg / cm ^2
37	5/4/2017 11:42	PAINT	1.03	Door Frame	B	Intact	Gray	1st Floor	C133A	Building C	Negative	< LOD	0.34	mg / cm ^2
38	5/4/2017 11:43	PAINT	0.51	Wall Tile	A	Intact	Brown	1st Floor	C133A	Building C	Positive	< LOD	5.8	mg / cm ^2
39	5/4/2017 11:43	PAINT	3.09	Wallpaper	A	Intact	Beige	1st Floor	C133A	Building C	Negative	0.05	0.03	mg / cm ^2
40	5/4/2017 11:44	PAINT	3.26	Ceiling		Intact		1st Floor	C133A	Building C	Negative	< LOD	0.11	mg / cm ^2
41	5/4/2017 11:44	PAINT	3.25	Floor		Intact		1st Floor	C133A	Building C	Negative	< LOD	0.12	mg / cm ^2
42	5/4/2017 11:45	PAINT	1.02	Floor		Intact		1st Floor	C133	Building C	Negative	< LOD	0.05	mg / cm ^2
43	5/4/2017 11:46	PAINT	3.11	Wall	A	Intact	White	1st Floor	C134	Building C	Negative	< LOD	0.03	mg / cm ^2
44	5/4/2017 11:46	PAINT	3.1	Wall	B	Intact	White	1st Floor	C134	Building C	Negative	< LOD	0.03	mg / cm ^2
45	5/4/2017 11:46	PAINT	3.1	Wall	C	Intact	White	1st Floor	C134	Building C	Negative	< LOD	0.03	mg / cm ^2
46	5/4/2017 11:47	PAINT	3.1	Wall	D	Intact	White	1st Floor	C134	Building C	Negative	< LOD	0.03	mg / cm ^2
47	5/4/2017 11:47	PAINT	1.04	A/C		Intact	White	1st Floor	C134	Building C	Negative	< LOD	0.04	mg / cm ^2
48	5/4/2017 11:47	PAINT	2.74	Ceiling		Intact	White	1st Floor	C134	Building C	Negative	< LOD	0.03	mg / cm ^2
49	5/4/2017 11:48	PAINT	1.03	Door		Intact	Brown	1st Floor	C134A	Building C	Negative	< LOD	0.3	mg / cm ^2
50	5/4/2017 11:48	PAINT	1.03	Door Frame		Intact	Brown	1st Floor	C134A	Building C	Negative	< LOD	0.31	mg / cm ^2
51	5/4/2017 11:48	PAINT	1.03	Door Frame		Intact	Gray	1st Floor	C134A	Building C	Negative	< LOD	0.08	mg / cm ^2
52	5/4/2017 11:49	PAINT	3.1	Wall	A	Intact	White	1st Floor	C134A	Building C	Negative	< LOD	0.03	mg / cm ^2
53	5/4/2017 11:49	PAINT	2.75	Wall	B	Intact	White	1st Floor	C134A	Building C	Negative	< LOD	0.07	mg / cm ^2
54	5/4/2017 11:49	PAINT	3.26	Wall	C	Intact	White	1st Floor	C134A	Building C	Negative	< LOD	0.07	mg / cm ^2
55	5/4/2017 11:50	PAINT	3.09	Wall	D	Intact	White	1st Floor	C134A	Building C	Negative	< LOD	0.03	mg / cm ^2
56	5/4/2017 11:50	PAINT	1.03	Cabinet	B	Intact	White	1st Floor	C134A	Building C	Negative	< LOD	0.03	mg / cm ^2
57	5/4/2017 11:51	PAINT	2.41	Wall	A	Intact	Beige	1st Floor	C135	Building C	Null	< LOD	0.12	mg / cm ^2
58	5/4/2017 11:51	PAINT	5.67	Wall	B	Intact	Beige	1st Floor	C135	Building C	Negative	< LOD	1.04	mg / cm ^2
59	5/4/2017 11:52	PAINT	7.38	Wall	C	Intact	Beige	1st Floor	C135	Building C	Null	< LOD	0.18	mg / cm ^2
60	5/4/2017 11:52	PAINT	4.12	Wall	D	Intact	Beige	1st Floor	C135	Building C	Negative	< LOD	1.32	mg / cm ^2
61	5/4/2017 11:53	PAINT	1.03	A/C	A	Intact	Beige	1st Floor	C135	Building C	Negative	< LOD	0.04	mg / cm ^2
62	5/4/2017 11:53	PAINT	1.04	A/C	A	Intact	Gray	1st Floor	C135	Building C	Negative	< LOD	0.23	mg / cm ^2
63	5/4/2017 11:53	PAINT	3.6	Ceiling		Intact	White	1st Floor	C135	Building C	Null	< LOD	0.03	mg / cm ^2
64	5/4/2017 11:54	PAINT	1.03	Door Frame		Intact	Gray	1st Floor	C135A	Building C	Negative	< LOD	0.37	mg / cm ^2

Hattiesburg Police Department

XRF Results for Building C

Reading No	Time	Type	Duration	Component	Side	Condition	Color	Floor	Room	Section	Results	PbC	PbC Error	Units
65	5/4/2017 11:54	PAINT	3.26	Wall	A	Intact	Beige	1st Floor	C135A	Building C	Negative	< LOD	0.13	mg / cm ^2
66	5/4/2017 11:54	PAINT	2.23	Wall	B	Intact	Beige	1st Floor	C135A	Building C	Negative	< LOD	0.15	mg / cm ^2
67	5/4/2017 11:55	PAINT	1.55	Wall	C	Intact	Beige	1st Floor	C135A	Building C	Negative	< LOD	0.54	mg / cm ^2
68	5/4/2017 11:55	PAINT	2.56	Wall	D	Intact	Beige	1st Floor	C135A	Building C	Negative	< LOD	0.03	mg / cm ^2
69	5/4/2017 11:55	PAINT	0.52	Cabinet		Intact	Beige	1st Floor	C135A	Building C	Null	< LOD	0.04	mg / cm ^2
70	5/4/2017 11:55	PAINT	1.03	Door		Intact		1st Floor	C135A	Building C	Negative	< LOD	0.06	mg / cm ^2
71	5/4/2017 11:58	PAINT	1.03	Door Frame		Intact		1st Floor	C111	Building C	Negative	< LOD	0.08	mg / cm ^2
72	5/4/2017 11:58	PAINT	1.02	Stall		Intact		1st Floor	C111	Building C	Negative	< LOD	0.03	mg / cm ^2
73	5/4/2017 11:59	PAINT	1.02	Lockers		Intact		1st Floor	C111	Building C	Negative	< LOD	0.06	mg / cm ^2
74	5/4/2017 11:59	PAINT	0.34	Wall	A	Intact	Paper	1st Floor	C111	Building C	Null	< LOD	0.54	mg / cm ^2
75	5/4/2017 11:59	PAINT	1.72	Wall	B	Intact	Paper	1st Floor	C111	Building C	Negative	< LOD	0.03	mg / cm ^2
76	5/4/2017 11:59	PAINT	1.38	Wall	C	Intact	Paper	1st Floor	C111	Building C	Negative	< LOD	0.03	mg / cm ^2
77	5/4/2017 11:59	PAINT	1.2	Wall	D	Intact	Paper	1st Floor	C111	Building C	Negative	< LOD	0.03	mg / cm ^2
78	5/4/2017 12:00	PAINT	0.52	Toilet		Intact	White	1st Floor	C111	Building C	Positive	3	1.9	mg / cm ^2
79	5/4/2017 12:00	PAINT	1.03	Toilet		Intact	Black	1st Floor	C111	Building C	Negative	< LOD	0.03	mg / cm ^2
80	5/4/2017 12:01	PAINT	1.02	Table		Intact	Green	1st Floor	C111	Building C	Negative	< LOD	0.03	mg / cm ^2
81	5/4/2017 12:01	PAINT	0.34	Sink		Intact	White	1st Floor	C111	Building C	Positive	< LOD	8.4	mg / cm ^2
82	5/4/2017 12:02	PAINT	1.03	Door Frame		Intact	Gray	1st Floor	C110	Building C	Negative	< LOD	0.18	mg / cm ^2
83	5/4/2017 12:02	PAINT	1.03	Door		Intact	Brown	1st Floor	C110	Building C	Negative	< LOD	0.05	mg / cm ^2
84	5/4/2017 12:03	PAINT	1.71	Wall	A	Intact	Paper	1st Floor	C110	Building C	Negative	< LOD	0.03	mg / cm ^2
85	5/4/2017 12:03	PAINT	1.38	Wall	B	Intact	Paper	1st Floor	C110	Building C	Negative	< LOD	0.03	mg / cm ^2
86	5/4/2017 12:03	PAINT	1.54	Wall	C	Intact	Paper	1st Floor	C110	Building C	Negative	< LOD	0.03	mg / cm ^2
87	5/4/2017 12:03	PAINT	1.37	Wall	D	Intact	Paper	1st Floor	C110	Building C	Negative	< LOD	0.03	mg / cm ^2
88	5/4/2017 12:03	PAINT	1.02	Stall		Intact	Gray	1st Floor	C110	Building C	Negative	< LOD	0.04	mg / cm ^2
89	5/4/2017 12:03	PAINT	0.34	Toilet		Intact	White	1st Floor	C110	Building C	Positive	5.8	3.8	mg / cm ^2
90	5/4/2017 12:04	PAINT	1.03	Latrine		Intact	White	1st Floor	C110	Building C	Negative	< LOD	0.16	mg / cm ^2
91	5/4/2017 12:04	PAINT	1.2	Wall	A	Intact	Brown	1st Floor	C110	Building C	Negative	< LOD	0.03	mg / cm ^2
92	5/4/2017 12:04	PAINT	1.2	Wall	B	Intact	Brown	1st Floor	C110	Building C	Negative	< LOD	0.03	mg / cm ^2
93	5/4/2017 12:04	PAINT	1.9	Wall	C	Intact	Brown	1st Floor	C110	Building C	Negative	< LOD	0.03	mg / cm ^2
94	5/4/2017 12:05	PAINT	1.2	Wall	D	Intact	Brown	1st Floor	C110	Building C	Negative	< LOD	0.03	mg / cm ^2
95	5/4/2017 12:05	PAINT	1.04	Table		Intact	Green	1st Floor	C110	Building C	Negative	< LOD	0.04	mg / cm ^2
96	5/4/2017 12:05	PAINT	0.34	Sink		Intact	White	1st Floor	C110	Building C	Positive	< LOD	8.85	mg / cm ^2
97	5/4/2017 12:06	PAINT	3.26	Wall	D	Intact	White	1st Floor	C109	Building C	Negative	< LOD	0.08	mg / cm ^2
98	5/4/2017 12:06	PAINT	1.54	Cabinet	A	Intact	White	1st Floor	C109	Building C	Negative	< LOD	0.13	mg / cm ^2
99	5/4/2017 12:07	PAINT	2.23	Cabinet	A	Intact	White	1st Floor	C109	Building C	Negative	< LOD	0.39	mg / cm ^2
100	5/4/2017 12:07	PAINT	1.03	Cabinet	A	Intact	White	1st Floor	C109	Building C	Negative	< LOD	0.04	mg / cm ^2
101	5/4/2017 12:07	PAINT	1.02	Cabinet	A	Intact	White	1st Floor	C109	Building C	Negative	< LOD	0.17	mg / cm ^2
102	5/4/2017 12:07	PAINT	1.03	Cabinet	A	Intact	White	1st Floor	C109	Building C	Negative	< LOD	0.54	mg / cm ^2
103	5/4/2017 12:07	PAINT	1.04	Cabinet	A	Intact	White	1st Floor	C109	Building C	Negative	< LOD	0.3	mg / cm ^2
104	5/4/2017 12:08	PAINT	1.03	Cabinet	A	Intact	White	1st Floor	C109	Building C	Negative	< LOD	0.04	mg / cm ^2
105	5/4/2017 12:08	PAINT	1.72	Wall	B	Intact	White	1st Floor	C109	Building C	Negative	< LOD	0.03	mg / cm ^2
106	5/4/2017 12:10	PAINT	1.55	Wall	A	Intact	Paper	1st Floor	C106	Building C	Negative	< LOD	0.03	mg / cm ^2
107	5/4/2017 12:10	PAINT	2.06	Wall	B	Intact	Paper	1st Floor	C106	Building C	Negative	< LOD	0.03	mg / cm ^2
108	5/4/2017 12:10	PAINT	1.72	Wall	C	Intact	Paper	1st Floor	C106	Building C	Negative	< LOD	0.03	mg / cm ^2
109	5/4/2017 12:11	PAINT	1.04	Wall	A	Intact	Tan	1st Floor	C106	Building C	Negative	< LOD	0.03	mg / cm ^2
110	5/4/2017 12:11	PAINT	1.03	Wall	C	Intact	Tan	1st Floor	C106	Building C	Negative	< LOD	0.03	mg / cm ^2
111	5/4/2017 12:12	PAINT	1.03	Window	C	Intact	Tan	1st Floor	C106	Building C	Negative	< LOD	0.03	mg / cm ^2
112	5/4/2017 12:12	PAINT	1.03	Wall	A	Intact	Brown	1st Floor	C106	Building C	Negative	< LOD	0.04	mg / cm ^2
113	5/4/2017 12:12	PAINT	1.03	Wall	B	Intact	Brown	1st Floor	C106	Building C	Negative	< LOD	0.03	mg / cm ^2
114	5/4/2017 12:12	PAINT	1.04	Wall	C	Intact	Brown	1st Floor	C106	Building C	Negative	< LOD	0.05	mg / cm ^2
115	5/4/2017 12:12	PAINT	1.03	Wall	D	Intact	Brown	1st Floor	C106	Building C	Negative	< LOD	0.03	mg / cm ^2
116	5/4/2017 12:13	PAINT	1.03	Cabinet	D	Intact	Stained/Brown	1st Floor	C106	Building C	Negative	< LOD	0.04	mg / cm ^2
117	5/4/2017 12:13	PAINT	1.03	Cabinet	D	Intact	Stained/Brown	1st Floor	C106	Building C	Negative	< LOD	0.04	mg / cm ^2
118	5/4/2017 12:13	PAINT	1.03	Cabinet	D	Intact	Stained/Brown	1st Floor	C106	Building C	Negative	< LOD	0.04	mg / cm ^2
119	5/4/2017 12:13	PAINT	1.03	Cabinet	D	Intact	Stained/Brown	1st Floor	C106	Building C	Negative	< LOD	0.03	mg / cm ^2
120	5/4/2017 12:14	PAINT	1.04	Cabinet	D	Intact	Stained/Brown	1st Floor	C106	Building C	Negative	< LOD	0.05	mg / cm ^2
121	5/4/2017 12:14	PAINT	1.03	Door		Intact	Brown	1st Floor	C106 B&C	Building C	Negative	< LOD	0.04	mg / cm ^2
122	5/4/2017 12:15	PAINT	1.03	Door Frame		Intact	Tan	1st Floor	C106 B&C	Building C	Negative	< LOD	0.03	mg / cm ^2
123	5/4/2017 12:15	PAINT	1.03	Door Frame		Intact	Tan	1st Floor	C106 B&C	Building C	Negative	< LOD	0.29	mg / cm ^2
124	5/4/2017 12:15	PAINT	1.03	Door Frame		Intact	Blue	1st Floor	C106 B&C	Building C	Negative	< LOD	0.29	mg / cm ^2
125	5/4/2017 12:15	PAINT	2.92	Wall		Intact	Yellowish	1st Floor	C106 B&C	Building C	Negative	< LOD	0.04	mg / cm ^2

Hattiesburg Police Department

XRF Results for Building C

Reading No	Time	Type	Duration	Component	Side	Condition	Color	Floor	Room	Section	Results	PbC	PbC Error	Units
126	5/4/2017 12:16	PAINT	0.51	Shelf		Intact	Yellowish	1st Floor	C106 B&C	Building C	Null	< LOD	0.12	mg / cm ^2
127	5/4/2017 12:17	PAINT	3.11	Floor		Intact	White	1st Floor	C106A	Building C	Negative	< LOD	0.03	mg / cm ^2
128	5/4/2017 12:17	PAINT	3.26	Floor		Intact	White	1st Floor	C106A	Building C	Negative	< LOD	0.06	mg / cm ^2
129	5/4/2017 12:17	PAINT	0.34	Wall		Intact	Brown	1st Floor	C106A	Building C	Positive	< LOD	11.1	mg / cm ^2
130	5/4/2017 12:17	PAINT	1.03	Sink		Intact	White	1st Floor	C106A	Building C	Negative	< LOD	0.26	mg / cm ^2
131	5/4/2017 12:17	PAINT	0.34	Toilet		Intact	White	1st Floor	C106A	Building C	Positive	< LOD	7.8	mg / cm ^2
132	5/4/2017 12:18	PAINT	2.75	Wall	A	Intact	Tan	1st Floor	C106A	Building C	Null	< LOD	0.19	mg / cm ^2
133	5/4/2017 12:18	PAINT	3.09	Wall	B	Intact	Tan	1st Floor	C106A	Building C	Negative	< LOD	0.2	mg / cm ^2
134	5/4/2017 12:18	PAINT	2.41	Wall	C	Intact	Tan	1st Floor	C106A	Building C	Negative	< LOD	0.11	mg / cm ^2
135	5/4/2017 12:19	PAINT	2.57	Wall	D	Intact	Tan	1st Floor	C106A	Building C	Negative	< LOD	0.16	mg / cm ^2
136	5/4/2017 12:19	PAINT	1.04	Door Frame	A	Intact	Red	1st Floor	C105	Building C	Negative	< LOD	0.19	mg / cm ^2
137	5/4/2017 12:19	PAINT	1.03	Door	A	Intact	Brown	1st Floor	C105	Building C	Negative	< LOD	0.05	mg / cm ^2
138	5/4/2017 12:20	PAINT	1.02	Wall	A	Intact	Stained/Brown	1st Floor	C105	Building C	Negative	< LOD	0.05	mg / cm ^2
139	5/4/2017 12:20	PAINT	1.03	Wall	B	Intact	Lt. Brown	1st Floor	C105	Building C	Negative	< LOD	0.03	mg / cm ^2
140	5/4/2017 12:20	PAINT	1.03	Wall	B	Intact	Dark Brown	1st Floor	C105	Building C	Negative	< LOD	0.04	mg / cm ^2
141	5/4/2017 12:20	PAINT	1.04	Wall	C	Intact	Dark Brown	1st Floor	C105	Building C	Negative	< LOD	0.03	mg / cm ^2
142	5/4/2017 12:21	PAINT	1.03	Wall	D	Intact	Dark Brown	1st Floor	C105	Building C	Negative	< LOD	0.04	mg / cm ^2
143	5/4/2017 12:21	PAINT	1.03	A/C	C	Intact	Gray	1st Floor	C105	Building C	Negative	< LOD	0.04	mg / cm ^2
144	5/4/2017 12:21	PAINT	1.03	Door Frame	A	Intact	Blue	1st Floor	C105	Building C	Negative	< LOD	0.13	mg / cm ^2
145	5/4/2017 12:21	PAINT	3.1	Wall	A	Intact	White	1st Floor	C105	Building C	Negative	< LOD	0.03	mg / cm ^2
146	5/4/2017 12:22	PAINT	1.03	Cabinet	A	Intact	White	1st Floor	C105	Building C	Negative	< LOD	0.1	mg / cm ^2
147	5/4/2017 12:22	PAINT	3.26	Wall	A	Intact	Beige	1st Floor	C104	Building C	Negative	< LOD	0.06	mg / cm ^2
148	5/4/2017 12:23	PAINT	2.57	Wall	B	Intact	Beige	1st Floor	C104	Building C	Negative	< LOD	0.03	mg / cm ^2
149	5/4/2017 12:23	PAINT	1.03	Door Frame	B	Intact	Red	1st Floor	C104	Building C	Negative	< LOD	0.18	mg / cm ^2
150	5/4/2017 12:23	PAINT	1.03	Door Frame	B	Intact	Blue	1st Floor	C104	Building C	Negative	< LOD	0.33	mg / cm ^2
151	5/4/2017 12:24	PAINT	1.03	Door	B	Intact	White	1st Floor	C104	Building C	Negative	< LOD	0.34	mg / cm ^2
152	5/4/2017 12:24	PAINT	2.76	Wall	D	Intact	Beige	1st Floor	C104	Building C	Negative	< LOD	0.03	mg / cm ^2
153	5/4/2017 12:25	PAINT	1.03	Door Frame	A	Intact	Blue	1st Floor	C104	Building C	Negative	< LOD	0.79	mg / cm ^2
154	5/4/2017 12:25	PAINT	1.04	Door	A	Intact		1st Floor	C104	Building C	Negative	< LOD	0.07	mg / cm ^2
155	5/4/2017 12:27	PAINT	3.09	Ceiling	A	Intact	White	1st Floor	C104	Building C	Negative	< LOD	0.1	mg / cm ^2
156	5/4/2017 12:28	PAINT	3.1	Wall	A	Intact	Beige	1st Floor	Lobby	Building C	Negative	< LOD	0.18	mg / cm ^2
157	5/4/2017 12:28	PAINT	2.23	Wall	B	Intact	Beige	1st Floor	Lobby	Building C	Negative	< LOD	0.43	mg / cm ^2
158	5/4/2017 12:28	PAINT	1.55	Wall	D	Intact	Beige	1st Floor	Lobby	Building C	Negative	< LOD	0.03	mg / cm ^2
159	5/4/2017 12:29	PAINT	3.61	Column	C	Intact	Beige	1st Floor	Lobby	Building C	Negative	< LOD	0.18	mg / cm ^2
160	5/4/2017 12:29	PAINT	1.03	Railing		Intact	Stained/Brown	1st Floor	Lobby	Building C	Negative	< LOD	0.03	mg / cm ^2
161	5/4/2017 12:29	PAINT	0.86	Railing		Intact	Stained/Brown	1st Floor	Lobby	Building C	Null	< LOD	0.03	mg / cm ^2
162	5/4/2017 12:29	PAINT	1.04	Door Frame	B	Intact	Blue	1st Floor	Lobby	Building C	Negative	< LOD	0.34	mg / cm ^2
163	5/4/2017 12:30	PAINT	1.03	Door		Intact	Beige	1st Floor	Lobby	Building C	Negative	< LOD	0.07	mg / cm ^2
164	5/4/2017 12:30	PAINT	1.03	Counter	A	Intact	Green	1st Floor	Lobby	Building C	Negative	< LOD	0.05	mg / cm ^2
165	5/4/2017 12:31	PAINT	3.09	Wall	A	Intact	White	1st Floor	C125	Building C	Negative	< LOD	0.03	mg / cm ^2
166	5/4/2017 12:32	PAINT	1.71	Wall	B	Intact	White	1st Floor	C125	Building C	Negative	< LOD	0.03	mg / cm ^2
167	5/4/2017 12:32	PAINT	2.07	Wall	B	Intact	Yellow	1st Floor	C125	Building C	Negative	< LOD	0.03	mg / cm ^2
168	5/4/2017 12:33	PAINT	3.27	Wall	C	Intact	White	1st Floor	C125	Building C	Negative	< LOD	0.31	mg / cm ^2
169	5/4/2017 12:36	PAINT	1.03	Cabinet	A	Intact	White	1st Floor	C125	Building C	Negative	< LOD	0.03	mg / cm ^2
170	5/4/2017 12:37	PAINT	1.03	Cabinet	A	Intact	White	1st Floor	C125	Building C	Negative	< LOD	0.03	mg / cm ^2
171	5/4/2017 12:37	PAINT	1.03	Cabinet	C	Intact	White	1st Floor	C125	Building C	Negative	< LOD	0.03	mg / cm ^2
172	5/4/2017 12:39	PAINT	2.75	Wall	D	Intact	White	1st Floor	C125	Building C	Negative	< LOD	0.03	mg / cm ^2
173	5/4/2017 12:39	PAINT	1.04	Door	C	Intact	Beige	1st Floor	C125	Building C	Negative	< LOD	0.27	mg / cm ^2
174	5/4/2017 12:39	PAINT	1.04	Door	C	Intact	Beige	1st Floor	C125	Building C	Negative	< LOD	0.03	mg / cm ^2
175	5/4/2017 12:39	PAINT	1.03	Door	C	Intact	Beige	1st Floor	C125	Building C	Negative	< LOD	0.03	mg / cm ^2
176	5/4/2017 12:40	PAINT	1.03	Door	C	Intact	Beige	1st Floor	C125	Building C	Negative	< LOD	0.03	mg / cm ^2
177	5/4/2017 12:40	PAINT	1.04	Mailbox		Intact		1st Floor	C125	Building C	Negative	< LOD	0.27	mg / cm ^2
178	5/4/2017 12:42	PAINT	3.27	Wall	A	Intact	White	1st Floor	C120	Building C	Negative	< LOD	0.03	mg / cm ^2
179	5/4/2017 12:42	PAINT	2.57	Wall	B	Intact	White	1st Floor	C120	Building C	Negative	< LOD	0.18	mg / cm ^2
180	5/4/2017 12:43	PAINT	3.09	Wall	C	Intact	White	1st Floor	C120	Building C	Negative	< LOD	0.03	mg / cm ^2
181	5/4/2017 12:43	PAINT	3.08	Wall	D	Intact	White	1st Floor	C120	Building C	Negative	< LOD	0.03	mg / cm ^2
182	5/4/2017 12:44	PAINT	1.04	Door Frame	B	Intact	Gray	1st Floor	C120	Building C	Negative	< LOD	0.25	mg / cm ^2
183	5/4/2017 12:44	PAINT	1.04	Door	B	Intact	Brown	1st Floor	C120	Building C	Negative	< LOD	0.14	mg / cm ^2
184	5/4/2017 12:44	PAINT	1.04	Door	B	Intact	Lt. Brown	1st Floor	C120	Building C	Negative	< LOD	0.03	mg / cm ^2
185	5/4/2017 12:45	PAINT	1.03	Cabinet	B	Intact	Tan	1st Floor	C120	Building C	Negative	< LOD	0.16	mg / cm ^2
186	5/4/2017 12:45	PAINT	1.03	Cabinet	B	Intact		1st Floor	C120	Building C	Negative	< LOD	0.03	mg / cm ^2

Hattiesburg Police Department

XRF Results for Building C

Reading No	Time	Type	Duration	Component	Side	Condition	Color	Floor	Room	Section	Results	PbC	PbC Error	Units
187	5/4/2017 12:45	PAINT	1.03	Cabinet	C	Intact	Beige	1st Floor	C120	Building C	Negative	< LOD	0.14	mg / cm ^2
188	5/4/2017 12:45	PAINT	1.03	Cabinet	C	Intact	Green	1st Floor	C120	Building C	Negative	< LOD	0.05	mg / cm ^2
189	5/4/2017 12:46	PAINT	1.03	Door Frame	A	Intact	Gray	1st Floor	C120	Building C	Negative	< LOD	0.94	mg / cm ^2
190	5/4/2017 12:46	PAINT	1.03	Door Frame	A	Intact	Brown	1st Floor	C120	Building C	Negative	< LOD	0.83	mg / cm ^2
191	5/4/2017 12:46	PAINT	1.03	Door	A	Intact		1st Floor	C120	Building C	Negative	< LOD	0.03	mg / cm ^2
192	5/4/2017 12:46	PAINT	1.03	Door	A	Intact		1st Floor	C120	Building C	Negative	< LOD	0.04	mg / cm ^2
193	5/4/2017 12:46	PAINT	1.03	Window	C	Intact	Gray	1st Floor	C120	Building C	Negative	< LOD	0.04	mg / cm ^2
194	5/4/2017 12:47	PAINT	1.03	Window	C	Intact	Gray	1st Floor	C120	Building C	Negative	< LOD	0.04	mg / cm ^2
195	5/4/2017 12:47	PAINT	1.03	Window	C	Intact	White	1st Floor	C120	Building C	Negative	< LOD	0.03	mg / cm ^2
196	5/4/2017 12:47	PAINT	1.04	Window	C	Intact	White	1st Floor	C120	Building C	Negative	< LOD	0.03	mg / cm ^2
197	5/4/2017 12:47	PAINT	1.03	Desk		Intact		1st Floor	C120	Building C	Negative	< LOD	0.03	mg / cm ^2
198	5/4/2017 12:48	PAINT	1.03	Door		Intact	Brown	1st Floor	C118	Building C	Negative	< LOD	0.16	mg / cm ^2
199	5/4/2017 12:48	PAINT	1.03	Door		Intact	Gray	1st Floor	C118	Building C	Negative	< LOD	0.08	mg / cm ^2
200	5/4/2017 12:48	PAINT	1.03	Door Frame		Intact	Gray	1st Floor	C118	Building C	Negative	< LOD	0.13	mg / cm ^2
201	5/4/2017 12:49	PAINT	1.03	Door Frame		Intact	Brown	1st Floor	C118	Building C	Negative	< LOD	0.11	mg / cm ^2
202	5/4/2017 12:49	PAINT	3.1	Wall	A	Intact	Beige	1st Floor	C118	Building C	Negative	< LOD	0.04	mg / cm ^2
203	5/4/2017 12:49	PAINT	3.26	Wall	B	Intact	Beige	1st Floor	C118	Building C	Negative	< LOD	0.03	mg / cm ^2
204	5/4/2017 12:50	PAINT	2.57	Wall	C	Intact	Beige	1st Floor	C118	Building C	Negative	< LOD	0.09	mg / cm ^2
205	5/4/2017 12:50	PAINT	3.26	Wall	D	Intact	Beige	1st Floor	C118	Building C	Negative	< LOD	0.04	mg / cm ^2
206	5/4/2017 12:50	PAINT	0.85	Cabinet	A	Intact	Beige	1st Floor	C118	Building C	Null	< LOD	0.08	mg / cm ^2
207	5/4/2017 12:50	PAINT	1.03	Cabinet	A	Intact	Beige	1st Floor	C118	Building C	Negative	< LOD	0.41	mg / cm ^2
208	5/4/2017 12:51	PAINT	0.85	Safe		Poor	Beige	1st Floor	C118	Building C	Positive	< LOD	7.8	mg / cm ^2
209	5/4/2017 12:51	PAINT	0.69	Safe		Poor	Beige	1st Floor	C118	Building C	Positive	< LOD	10.8	mg / cm ^2
210	5/4/2017 12:54	PAINT	3.94	Wall	A	Intact	Tan	1st Floor	C117	Building C	Negative	< LOD	0.18	mg / cm ^2
211	5/4/2017 12:55	PAINT	2.23	Wall	B	Intact	Tan	1st Floor	C117	Building C	Null	< LOD	0.54	mg / cm ^2
212	5/4/2017 12:55	PAINT	2.74	Wall	C	Intact	Tan	1st Floor	C117	Building C	Negative	< LOD	0.24	mg / cm ^2
213	5/4/2017 12:55	PAINT	1.72	Wall	D	Intact	Tan	1st Floor	C117	Building C	Negative	< LOD	0.23	mg / cm ^2
214	5/4/2017 12:56	PAINT	2.23	Ceiling		Intact	White	1st Floor	C117	Building C	Negative	< LOD	0.03	mg / cm ^2
215	5/4/2017 12:56	PAINT	1.03	Desk		Intact	Yellow	1st Floor	C117	Building C	Negative	< LOD	0.05	mg / cm ^2
216	5/4/2017 12:56	PAINT	1.04	Door Frame		Intact	Gray	1st Floor	C117A	Building C	Negative	< LOD	0.27	mg / cm ^2
217	5/4/2017 12:56	PAINT	1.03	Door Frame		Intact	Brown	1st Floor	C117A	Building C	Negative	< LOD	0.09	mg / cm ^2
218	5/4/2017 12:57	PAINT	1.03	Door		Intact		1st Floor	C117A	Building C	Negative	< LOD	0.05	mg / cm ^2
219	5/4/2017 12:57	PAINT	1.02	Cabinet	B	Intact		1st Floor	C117A	Building C	Negative	< LOD	0.15	mg / cm ^2
220	5/4/2017 12:57	PAINT	3.11	Wall	A	Intact	Tan	1st Floor	C117A	Building C	Negative	< LOD	0.05	mg / cm ^2
221	5/4/2017 12:57	PAINT	1.73	Wall	B	Intact	Tan	1st Floor	C117A	Building C	Null	< LOD	0.16	mg / cm ^2
222	5/4/2017 12:58	PAINT	4.29	Wall	C	Intact	Tan	1st Floor	C117A	Building C	Negative	< LOD	0.04	mg / cm ^2
223	5/4/2017 12:58	PAINT	3.26	Wall	D	Intact	Tan	1st Floor	C117A	Building C	Negative	< LOD	0.05	mg / cm ^2
224	5/4/2017 12:59	PAINT	2.23	Door Trim	D	Intact	Brown	1st Floor	C117A	Building C	Negative	< LOD	0.12	mg / cm ^2
225	5/4/2017 12:59	PAINT	1.21	Wall	A	Intact	Tan	1st Floor	C117B	Building C	Negative	< LOD	0.03	mg / cm ^2
226	5/4/2017 12:59	PAINT	1.37	Wall	B	Intact	Tan	1st Floor	C117B	Building C	Negative	< LOD	0.03	mg / cm ^2
227	5/4/2017 13:00	PAINT	3.09	Wall	C	Intact	Tan	1st Floor	C117B	Building C	Negative	< LOD	0.03	mg / cm ^2
228	5/4/2017 13:00	PAINT	1.73	Wall	D	Intact	Tan	1st Floor	C117B	Building C	Negative	< LOD	0.03	mg / cm ^2
229	5/4/2017 13:00	PAINT	1.03	Sink		Intact		1st Floor	C117B	Building C	Negative	< LOD	0.32	mg / cm ^2
230	5/4/2017 13:00	PAINT	0.52	Toilet		Intact		1st Floor	C117B	Building C	Null	< LOD	0.46	mg / cm ^2
231	5/4/2017 13:01	PAINT	3.1	Wall	A	Intact	Tan	1st Floor	C115	Building C	Negative	< LOD	0.03	mg / cm ^2
232	5/4/2017 13:02	PAINT	2.58	Wall	B	Intact	Tan	1st Floor	C115	Building C	Negative	< LOD	0.03	mg / cm ^2
233	5/4/2017 13:02	PAINT	3.27	Wall	C	Intact	Tan	1st Floor	C115	Building C	Negative	< LOD	0.03	mg / cm ^2
234	5/4/2017 13:02	PAINT	2.23	Wall	D	Intact	Tan	1st Floor	C115	Building C	Negative	< LOD	0.03	mg / cm ^2
235	5/4/2017 13:02	PAINT	1.03	Hat Rack	D	Intact		1st Floor	C115	Building C	Negative	< LOD	0.03	mg / cm ^2
236	5/4/2017 13:03	PAINT	2.93	Wall	A	Intact	Tan	1st Floor	C114	Building C	Negative	< LOD	0.33	mg / cm ^2
237	5/4/2017 13:03	PAINT	2.06	Wall	B	Intact	Tan	1st Floor	C114	Building C	Negative	< LOD	0.03	mg / cm ^2
238	5/4/2017 13:04	PAINT	3.28	Wall	C	Intact	Tan	1st Floor	C114	Building C	Negative	< LOD	0.17	mg / cm ^2
239	5/4/2017 13:04	PAINT	1.89	Wall	D	Intact	Tan	1st Floor	C114	Building C	Negative	< LOD	0.03	mg / cm ^2
240	5/4/2017 13:04	PAINT	3.42	Wall	D	Intact		1st Floor	C114	Building C	Negative	< LOD	0.03	mg / cm ^2
241	5/4/2017 13:05	PAINT	0.35	Wall		Intact	Beige	1st Floor	C112	Building C	Positive	< LOD	5.7	mg / cm ^2
242	5/4/2017 13:05	PAINT	0.69	Wall	A	Intact	Beige	1st Floor	C112	Building C	Null	< LOD	0.34	mg / cm ^2
243	5/4/2017 13:05	PAINT	3.08	Wall	B	Intact	Beige	1st Floor	C112	Building C	Negative	< LOD	0.17	mg / cm ^2
244	5/4/2017 13:06	PAINT	3.08	Wall	C	Intact	Beige	1st Floor	C112	Building C	Negative	< LOD	0.13	mg / cm ^2
245	5/4/2017 13:06	PAINT	3.26	Wall	D	Intact	Beige	1st Floor	C112	Building C	Negative	< LOD	0.16	mg / cm ^2
246	5/4/2017 13:07	PAINT	1.03	Cabinet	A	Intact	Beige	1st Floor	C112	Building C	Negative	< LOD	0.05	mg / cm ^2
247	5/4/2017 13:07	PAINT	1.03	Counter		Intact	White	1st Floor	C112	Building C	Negative	< LOD	0.03	mg / cm ^2

Hattiesburg Police Department

XRF Results for Building C

Reading No	Time	Type	Duration	Component	Side	Condition	Color	Floor	Room	Section	Results	PbC	PbC Error	Units
248	5/4/2017 13:07	PAINT	1.03	Cabinet		Intact	Beige	1st Floor	C112	Building C	Negative	< LOD	0.07	mg / cm ^2
249	5/4/2017 13:07	PAINT	1.04	Cabinet		Intact	Green	1st Floor	C112	Building C	Negative	< LOD	0.05	mg / cm ^2
250	5/4/2017 13:08	PAINT	0.35	Wall		Intact	Tan	1st Floor	Hallway	Building C	Positive	< LOD	7.8	mg / cm ^2
251	5/4/2017 13:09	PAINT	3.11	Wall		Intact	Beige	1st Floor	Hallway	Building C	Negative	< LOD	0.05	mg / cm ^2
252	5/4/2017 13:09	PAINT	1.04	Electric Box		Intact		1st Floor	Hallway	Building C	Negative	< LOD	0.05	mg / cm ^2
253	5/4/2017 13:09	PAINT	1.03	Door Frame		Intact	Brown	1st Floor	Hallway	Building C	Negative	< LOD	0.29	mg / cm ^2
254	5/4/2017 13:10	PAINT	2.59	Wall	A	Intact	White	1st Floor	Hallway	Building C	Negative	< LOD	0.04	mg / cm ^2
255	5/4/2017 13:10	PAINT	1.03	Wall		Intact	Brown	1st Floor	Hallway	Building C	Negative	< LOD	0.04	mg / cm ^2
256	5/4/2017 13:10	PAINT	1.03	Wall		Intact	Blue	1st Floor	Hallway	Building C	Negative	< LOD	0.05	mg / cm ^2
257	5/4/2017 13:10	PAINT	1.03	Door Frame		Intact	Brown	1st Floor	Hallway	Building C	Negative	< LOD	0.03	mg / cm ^2
258	5/4/2017 13:10	PAINT	1.37	Door		Intact	Tan	1st Floor	Hallway	Building C	Negative	< LOD	0.03	mg / cm ^2
259	5/4/2017 13:11	PAINT	3.26	Floor		Intact	Dark Gray	1st Floor	Hallway	Building C	Negative	< LOD	0.03	mg / cm ^2
260	5/4/2017 13:11	PAINT	4.63	Baseboard		Intact	Green	1st Floor	Hallway	Building C	Negative	< LOD	1.11	mg / cm ^2
261	5/4/2017 13:12	PAINT	1.89	Wall	A	Intact	White	1st Floor	C116	Building C	Negative	< LOD	0.03	mg / cm ^2
262	5/4/2017 13:12	PAINT	2.58	Wall	B	Intact	White	1st Floor	C116	Building C	Negative	< LOD	0.03	mg / cm ^2
263	5/4/2017 13:12	PAINT	2.92	Wall	C	Intact	White	1st Floor	C116	Building C	Negative	< LOD	0.03	mg / cm ^2
264	5/4/2017 13:12	PAINT	2.22	Wall	D	Intact	White	1st Floor	C116	Building C	Negative	< LOD	0.03	mg / cm ^2
265	5/4/2017 13:13	PAINT	1.03	Pipe 1		Intact	Green	1st Floor	C116	Building C	Null	< LOD	0.4	mg / cm ^2
266	5/4/2017 13:13	PAINT	1.04	Pipe 2		Intact	Green	1st Floor	C116	Building C	Negative	< LOD	0.26	mg / cm ^2
267	5/4/2017 13:13	PAINT	1.03	Pipe 3		Intact	Green	1st Floor	C116	Building C	Negative	< LOD	0.11	mg / cm ^2
268	5/4/2017 13:13	PAINT	1.03	A/C	D	Intact	Brown	1st Floor	C116	Building C	Negative	< LOD	0.03	mg / cm ^2
269	5/4/2017 13:14	PAINT	3.26	Calibration		Intact		FIRST			Positive	1.2	0.2	mg / cm ^2
270	5/4/2017 13:15	PAINT	7.4	Calibration		Intact		FIRST			Positive	1.1	0.1	mg / cm ^2
271	5/4/2017 13:16	PAINT	13.44	Calibration		Intact		FIRST			Positive	1	0.1	mg / cm ^2
272	5/4/2017 14:07	SHUTTER_CAL	154.64	Calibration		Intact						2.17	0	cps
273	5/4/2017 14:08	PAINT	7.23	Calibration		Intact		FIRST			Positive	1.1	0.1	mg / cm ^2
274	5/4/2017 14:09	PAINT	12.39	Calibration		Intact		FIRST			Positive	1.1	0.1	mg / cm ^2
275	5/4/2017 14:11	PAINT	17.57	Calibration		Intact		FIRST			Positive	1	0.1	mg / cm ^2
276	5/4/2017 14:16	PAINT	2.76	Wall	A	Intact	Beige	FIRST	C130	Building C	Negative	< LOD	0.03	mg / cm ^2
277	5/4/2017 14:16	PAINT	2.58	Wall	B	Intact	Beige	FIRST	C130	Building C	Negative	< LOD	0.27	mg / cm ^2
278	5/4/2017 14:16	PAINT	1.21	Wall	C	Intact	Beige	FIRST	C130	Building C	Negative	< LOD	0.03	mg / cm ^2
279	5/4/2017 14:16	PAINT	1.37	Wall	D	Intact	Beige	FIRST	C130	Building C	Null	< LOD	0.03	mg / cm ^2
280	5/4/2017 14:17	PAINT	1.03	A/C	A	Intact	Brown	FIRST	C130	Building C	Negative	< LOD	0.05	mg / cm ^2
281	5/4/2017 14:17	PAINT	1.04	Desk	D	Intact	Tan	FIRST	C130	Building C	Negative	< LOD	0.14	mg / cm ^2
282	5/4/2017 14:17	PAINT	0.86	Window	D	Intact	Brown	FIRST	C130	Building C	Null	< LOD	0.03	mg / cm ^2
283	5/4/2017 14:18	PAINT	1.02	Window	D	Intact	Brown	FIRST	C130	Building C	Negative	< LOD	0.03	mg / cm ^2
284	5/4/2017 14:18	PAINT	1.03	Window	D	Intact	Brown	FIRST	C130	Building C	Negative	< LOD	0.06	mg / cm ^2
285	5/4/2017 14:18	PAINT	1.03	Cabinet	C	Intact	Brown	FIRST	C130	Building C	Negative	< LOD	0.04	mg / cm ^2
286	5/4/2017 14:18	PAINT	1.03	Cabinet	C	Intact	Brown	FIRST	C130	Building C	Negative	< LOD	0.04	mg / cm ^2
287	5/4/2017 14:19	PAINT	2.22	Column	C	Intact	Brown	FIRST	C130	Building C	Negative	< LOD	0.03	mg / cm ^2
288	5/4/2017 14:19	PAINT	0.17	Wall	A	Intact	Beige	FIRST	C131	Building C	Null	< LOD	0.37	mg / cm ^2
289	5/4/2017 14:19	PAINT	0.86	Wall	B	Intact	Beige	FIRST	C131	Building C	Null	< LOD	0.14	mg / cm ^2
290	5/4/2017 14:19	PAINT	2.59	Wall	C	Intact	Beige	FIRST	C131	Building C	Null	< LOD	0.03	mg / cm ^2
291	5/4/2017 14:20	PAINT	2.57	Wall	D	Intact	Beige	FIRST	C131	Building C	Negative	< LOD	0.03	mg / cm ^2
292	5/4/2017 14:20	PAINT	0.51	Wall		Intact	Blue	FIRST	C131	Building C	Positive	3.1	2	mg / cm ^2
293	5/4/2017 14:20	PAINT	3.26	Floor		Intact	Blue	FIRST	C131	Building C	Negative	< LOD	0.03	mg / cm ^2
294	5/4/2017 14:20	PAINT	1.03	Sink		Intact		FIRST	C131	Building C	Negative	< LOD	0.19	mg / cm ^2
295	5/4/2017 14:21	PAINT	0.69	Toilet		Intact		FIRST	C131	Building C	Null	< LOD	0.08	mg / cm ^2
296	5/4/2017 14:21	PAINT	1.2	Wall	A	Intact	Beige	FIRST	C103	Building C	Negative	< LOD	0.03	mg / cm ^2
297	5/4/2017 14:21	PAINT	2.42	Wall	B	Intact	Beige	FIRST	C103	Building C	Negative	< LOD	0.08	mg / cm ^2
298	5/4/2017 14:22	PAINT	1.9	Wall	C	Intact	Beige	FIRST	C103	Building C	Negative	< LOD	0.03	mg / cm ^2
299	5/4/2017 14:22	PAINT	1.55	Wall	D	Intact	Beige	FIRST	C103	Building C	Negative	< LOD	0.03	mg / cm ^2
300	5/4/2017 14:22	PAINT	2.23	Wall	B	Intact	White	FIRST	C103	Building C	Negative	< LOD	0.1	mg / cm ^2
301	5/4/2017 14:22	PAINT	1.03	Sink		Intact		FIRST	C103	Building C	Negative	< LOD	0.19	mg / cm ^2
302	5/4/2017 14:23	PAINT	1.03	Toliet		Intact		FIRST	C103	Building C	Negative	< LOD	0.09	mg / cm ^2
303	5/4/2017 14:25	PAINT	2.75	Wall	A	Intact	White	FIRST	C131?	Building C	Negative	< LOD	0.03	mg / cm ^2
304	5/4/2017 14:25	PAINT	3.09	Wall	B	Intact	White	FIRST	C131?	Building C	Negative	< LOD	0.03	mg / cm ^2
305	5/4/2017 14:25	PAINT	2.23	Wall	C	Intact	White	FIRST	C131?	Building C	Negative	< LOD	0.03	mg / cm ^2
306	5/4/2017 14:26	PAINT	1.03	Pipe	D	Intact	Black	FIRST	C131?	Building C	Negative	< LOD	0.03	mg / cm ^2
307	5/4/2017 14:27	PAINT	1.03	Elevator		Intact	Brown	FIRST	Hallway	Building C	Negative	< LOD	0.36	mg / cm ^2
308	5/4/2017 14:27	PAINT	3.43	Elevator		Intact	Brown	FIRST	Hallway	Building C	Negative	< LOD	1.54	mg / cm ^2

Hattiesburg Police Department

XRF Results for Building C

Reading No	Time	Type	Duration	Component	Side	Condition	Color	Floor	Room	Section	Results	PbC	PbC Error	Units
309	5/4/2017 14:27	PAINT	2.06	Board		Intact	Brown	FIRST	Hallway	Building C	Negative	< LOD	0.03	mg / cm ^2
310	5/4/2017 14:28	PAINT	1.72	Wires		Intact	Brown	FIRST	Hallway	Building C	Negative	< LOD	0.06	mg / cm ^2
311	5/4/2017 14:28	PAINT	1.03	Door		Intact	Brown	FIRST	Hallway	Building C	Negative	< LOD	0.06	mg / cm ^2
312	5/4/2017 14:28	PAINT	1.03	Door		Intact	Brown	FIRST	Hallway	Building C	Negative	< LOD	0.04	mg / cm ^2
313	5/4/2017 14:29	PAINT	3.08	Door		Intact	Brown	FIRST	Hallway	Building C	Negative	< LOD	1.82	mg / cm ^2
314	5/4/2017 14:29	PAINT	1.04	Door Frame		Intact	Brown	FIRST	Hallway	Building C	Negative	< LOD	0.19	mg / cm ^2
315	5/4/2017 14:29	PAINT	1.03	A/C		Intact	Brown	FIRST	Hallway	Building C	Negative	< LOD	0.05	mg / cm ^2
316	5/4/2017 14:30	PAINT	2.57	Wall	A	Intact	Yellow	FIRST	C127	Building C	Negative	< LOD	0.05	mg / cm ^2
317	5/4/2017 14:30	PAINT	1.03	Wall	A	Intact	Yellow	FIRST	C127	Building C	Negative	< LOD	0.03	mg / cm ^2
318	5/4/2017 14:30	PAINT	2.07	Wall	B	Intact	Yellow	FIRST	C127	Building C	Negative	< LOD	0.12	mg / cm ^2
319	5/4/2017 14:30	PAINT	2.57	Wall	C	Intact	Yellow	FIRST	C127	Building C	Negative	< LOD	0.14	mg / cm ^2
320	5/4/2017 14:31	PAINT	1.03	Wall	D	Intact	Yellow	FIRST	C127	Building C	Negative	< LOD	0.03	mg / cm ^2
321	5/4/2017 14:31	PAINT	3.24	Wall	D	Intact	Yellow	FIRST	C127	Building C	Negative	< LOD	0.18	mg / cm ^2
322	5/4/2017 14:31	PAINT	1.03	Ceiling		Intact	White	FIRST	C127	Building C	Negative	< LOD	0.22	mg / cm ^2
323	5/4/2017 14:32	PAINT	1.03	Door		Intact		FIRST	C128	Building C	Negative	< LOD	0.05	mg / cm ^2
324	5/4/2017 14:32	PAINT	1.03	Door Frame		Intact	Gray	FIRST	C128	Building C	Negative	< LOD	0.18	mg / cm ^2
325	5/4/2017 14:32	PAINT	1.03	Door Frame		Intact	Blue	FIRST	C128	Building C	Negative	< LOD	0.07	mg / cm ^2
326	5/4/2017 14:32	PAINT	3.09	Wall	A	Intact	Beige	FIRST	C128	Building C	Negative	< LOD	0.04	mg / cm ^2
327	5/4/2017 14:33	PAINT	2.06	Wall	B	Intact	Beige	FIRST	C128	Building C	Negative	< LOD	0.03	mg / cm ^2
328	5/4/2017 14:33	PAINT	2.92	Wall	C	Intact	Beige	FIRST	C128	Building C	Negative	< LOD	0.14	mg / cm ^2
329	5/4/2017 14:33	PAINT	2.06	Wall	D	Intact	Beige	FIRST	C128	Building C	Negative	< LOD	0.04	mg / cm ^2
330	5/4/2017 14:34	PAINT	2.41	Wall	D	Intact	White	FIRST	C128	Building C	Negative	< LOD	0.05	mg / cm ^2
331	5/4/2017 14:34	PAINT	1.03	Window		Intact	White	FIRST	C128	Building C	Negative	< LOD	0.03	mg / cm ^2
332	5/4/2017 14:34	PAINT	1.55	Wall	A	Intact	Beige	FIRST	C129	Building C	Null	< LOD	0.05	mg / cm ^2
333	5/4/2017 14:35	PAINT	0.17	Wall	B	Intact	Beige	FIRST	C129	Building C	Null	< LOD	0.2	mg / cm ^2
334	5/4/2017 14:35	PAINT	2.57	Wall	C	Intact	Beige	FIRST	C129	Building C	Negative	< LOD	0.05	mg / cm ^2
335	5/4/2017 14:35	PAINT	2.92	Wall	D	Intact	Beige	FIRST	C129	Building C	Negative	< LOD	0.13	mg / cm ^2
336	5/4/2017 14:35	PAINT	1.04	Door Frame	D	Intact	Brown	FIRST	C129	Building C	Negative	< LOD	0.16	mg / cm ^2
337	5/4/2017 14:36	PAINT	1.03	Door Frame	D	Intact	Blue	FIRST	C129	Building C	Negative	< LOD	0.15	mg / cm ^2
338	5/4/2017 14:36	PAINT	1.88	Cabinet	B	Intact	Beige	FIRST	C129	Building C	Negative	< LOD	0.2	mg / cm ^2
339	5/4/2017 14:36	PAINT	2.41	Wall	A	Intact	White	FIRST	C101	Building C	Negative	< LOD	0.09	mg / cm ^2
340	5/4/2017 14:37	PAINT	2.41	Wall	B	Intact	White	FIRST	C101	Building C	Negative	< LOD	0.36	mg / cm ^2
341	5/4/2017 14:37	PAINT	2.57	Wall	C	Intact	White	FIRST	C101	Building C	Negative	< LOD	0.17	mg / cm ^2
342	5/4/2017 14:37	PAINT	3.09	Wall	D	Intact	White	FIRST	C101	Building C	Negative	< LOD	0.07	mg / cm ^2
343	5/4/2017 14:38	PAINT	1.02	A/C	C	Intact	White	FIRST	C101	Building C	Negative	< LOD	0.03	mg / cm ^2
344	5/4/2017 14:38	PAINT	0.34	Cabinet	C	Intact	White	FIRST	C101	Building C	Null	< LOD	0.09	mg / cm ^2
345	5/4/2017 14:38	PAINT	1.03	Cabinet	C	Intact	White	FIRST	C101	Building C	Negative	< LOD	0.05	mg / cm ^2
346	5/4/2017 14:38	PAINT	0.68	Cabinet	C	Intact	White	FIRST	C101	Building C	Null	< LOD	0.3	mg / cm ^2
347	5/4/2017 14:39	PAINT	2.39	Wall	A	Intact	White	FIRST	C102	Building C	Negative	< LOD	0.03	mg / cm ^2
348	5/4/2017 14:39	PAINT	0.34	Wall	B	Intact	White	FIRST	C102	Building C	Null	< LOD	0.13	mg / cm ^2
349	5/4/2017 14:40	PAINT	3.09	Wall	C	Intact	White	FIRST	C102	Building C	Negative	< LOD	0.03	mg / cm ^2
350	5/4/2017 14:40	PAINT	1.71	Wall	D	Intact	White	FIRST	C102	Building C	Negative	< LOD	0.03	mg / cm ^2
351	5/4/2017 14:40	PAINT	1.03	Wall	B	Intact		FIRST	C102	Building C	Negative	< LOD	0.03	mg / cm ^2
352	5/4/2017 14:41	PAINT	2.56	Wall	A	Intact	Yellow	FIRST	Hallway	Building C	Negative	< LOD	0.16	mg / cm ^2
353	5/4/2017 14:41	PAINT	1.9	Wall	B	Intact	Yellow	FIRST	Hallway	Building C	Negative	< LOD	0.03	mg / cm ^2
354	5/4/2017 14:42	PAINT	1.89	Wall	C	Intact	Yellow	FIRST	Hallway	Building C	Negative	< LOD	0.12	mg / cm ^2
355	5/4/2017 14:42	PAINT	1.04	Wall	D	Intact	Yellow	FIRST	Hallway	Building C	Negative	< LOD	0.03	mg / cm ^2
356	5/4/2017 14:42	PAINT	1.03	Elevator		Intact	Gray	FIRST	Hallway	Building C	Negative	< LOD	0.14	mg / cm ^2
357	5/4/2017 14:42	PAINT	3.09	Elevator		Intact	Gray	FIRST	Hallway	Building C	Negative	< LOD	1.62	mg / cm ^2
358	5/4/2017 14:43	PAINT	1.04	Door Frame	B	Intact	Gray	FIRST	Hallway	Building C	Negative	< LOD	0.03	mg / cm ^2
359	5/4/2017 14:43	PAINT	1.03	Door	B	Intact		FIRST	Hallway	Building C	Negative	< LOD	0.12	mg / cm ^2
360	5/4/2017 14:43	PAINT	1.04	A/C	C	Intact	Gray	FIRST	Hallway	Building C	Negative	< LOD	0.05	mg / cm ^2
361	5/4/2017 14:43	PAINT	1.03	Door Frame		Intact	Gray	FIRST	Hallway	Building C	Negative	< LOD	0.06	mg / cm ^2
362	5/4/2017 14:43	PAINT	1.03	Door		Intact		FIRST	Hallway	Building C	Negative	< LOD	0.03	mg / cm ^2
363	5/4/2017 14:44	PAINT	1.04	Door Frame		Intact	Gray	FIRST	Hallway	Building C	Negative	< LOD	0.03	mg / cm ^2
364	5/4/2017 14:44	PAINT	1.03	Door		Intact		FIRST	Hallway	Building C	Negative	< LOD	0.03	mg / cm ^2
365	5/4/2017 14:44	PAINT	2.05	Door		Intact		FIRST	Hallway	Building C	Negative	< LOD	0.12	mg / cm ^2
366	5/4/2017 14:45	PAINT	1.03	Cabinet		Intact		FIRST	Hallway	Building C	Negative	< LOD	0.03	mg / cm ^2
367	5/4/2017 14:47	PAINT	1.04	Door		Intact	Brown	FIRST	Stairwell	Building C	Negative	< LOD	0.17	mg / cm ^2
368	5/4/2017 14:47	PAINT	1.04	Door Frame		Intact	Brown	FIRST	Stairwell	Building C	Negative	< LOD	0.55	mg / cm ^2
369	5/4/2017 14:47	PAINT	3.11	Wall	A	Intact	Tan	FIRST	Stairwell	Building C	Negative	< LOD	0.03	mg / cm ^2

Hattiesburg Police Department

XRF Results for Building C

Reading No	Time	Type	Duration	Component	Side	Condition	Color	Floor	Room	Section	Results	PbC	PbC Error	Units
370	5/4/2017 14:47	PAINT	3.09	Wall	B	Intact	Tan	FIRST	Stairwell	Building C	Negative	< LOD	0.11	mg / cm ^2
371	5/4/2017 14:48	PAINT	1.2	Ceiling		Intact	White	FIRST	Stairwell	Building C	Null	< LOD	0.03	mg / cm ^2
372	5/4/2017 14:48	PAINT	1.88	Ceiling		Intact	Tan	FIRST	Stairwell	Building C	Null	< LOD	0.19	mg / cm ^2
373	5/4/2017 14:49	PAINT	1.03	Railing		Intact		FIRST	Stairwell	Building C	Negative	< LOD	0.12	mg / cm ^2
374	5/4/2017 14:49	PAINT	1.04	Railing		Intact		FIRST	Stairwell	Building C	Negative	< LOD	0.24	mg / cm ^2
375	5/4/2017 14:49	PAINT	0.51	Wall	C	Intact	Tan	FIRST	Stairwell	Building C	Null	< LOD	0.87	mg / cm ^2
376	5/4/2017 14:49	PAINT	3.27	Wall	D	Intact	Tan	FIRST	Stairwell	Building C	Negative	< LOD	0.08	mg / cm ^2
377	5/4/2017 14:50	PAINT	2.92	Floor		Intact		FIRST	Stairwell	Building C	Negative	< LOD	0.03	mg / cm ^2
378	5/4/2017 14:50	PAINT	3.09	Steps		Intact		FIRST	Stairwell	Building C	Negative	< LOD	0.03	mg / cm ^2
379	5/4/2017 14:53	PAINT	3.1	Wall	A	Intact	Beige	SECOND	C223	Building C	Negative	< LOD	0.03	mg / cm ^2
380	5/4/2017 14:54	PAINT	2.42	Wall	B	Intact	Beige	SECOND	C223	Building C	Null	< LOD	0.16	mg / cm ^2
381	5/4/2017 14:54	PAINT	0.51	Wall	C	Intact	Beige	SECOND	C223	Building C	Null	< LOD	0.37	mg / cm ^2
382	5/4/2017 14:54	PAINT	2.76	Wall	D	Intact	Beige	SECOND	C223	Building C	Negative	< LOD	0.3	mg / cm ^2
383	5/4/2017 14:54	PAINT	2.41	Wall	D	Intact	Lt. Beige	SECOND	C223	Building C	Negative	< LOD	0.03	mg / cm ^2
384	5/4/2017 14:55	PAINT	1.03	A/C	A	Intact	Beige	SECOND	C223	Building C	Negative	< LOD	0.09	mg / cm ^2
385	5/4/2017 14:55	PAINT	0.35	Wall		Intact	Brown	SECOND	C223A	Building C	Positive	< LOD	5.25	mg / cm ^2
386	5/4/2017 14:56	PAINT	2.06	Wall	B	Intact	Beige	SECOND	C223A	Building C	Negative	< LOD	0.04	mg / cm ^2
387	5/4/2017 14:56	PAINT	0.51	Ceiling		Intact	White	SECOND	C223A	Building C	Null	< LOD	0.24	mg / cm ^2
388	5/4/2017 14:57	PAINT	0.34	Toliet		Intact		SECOND	C223A	Building C	Positive	< LOD	6.3	mg / cm ^2
389	5/4/2017 14:57	PAINT	0.51	Door		Intact	Brown	SECOND	C223A	Building C	Null	< LOD	0.11	mg / cm ^2
390	5/4/2017 14:57	PAINT	1.03	Door Frame		Intact	Brown	SECOND	C223A	Building C	Negative	< LOD	0.17	mg / cm ^2
391	5/4/2017 14:58	PAINT	3.1	Wall	A	Intact	Beige	SECOND	C224	Building C	Negative	< LOD	0.03	mg / cm ^2
392	5/4/2017 14:58	PAINT	3.09	Wall	B	Intact	Beige	SECOND	C224	Building C	Negative	< LOD	0.03	mg / cm ^2
393	5/4/2017 14:58	PAINT	3.07	Wall	C	Intact	Beige	SECOND	C224	Building C	Negative	< LOD	0.03	mg / cm ^2
394	5/4/2017 14:58	PAINT	2.23	Wall	D	Intact	Beige	SECOND	C224	Building C	Negative	< LOD	0.03	mg / cm ^2
395	5/4/2017 14:59	PAINT	2.06	Wall	A	Intact		SECOND	C224A	Building C	Negative	< LOD	0.06	mg / cm ^2
396	5/4/2017 14:59	PAINT	0.34	Wall		Intact	Green	SECOND	C224A	Building C	Positive	< LOD	11.85	mg / cm ^2
397	5/4/2017 14:59	PAINT	0.34	Toilet		Intact		SECOND	C224A	Building C	Positive	< LOD	6.3	mg / cm ^2
398	5/4/2017 15:00	PAINT	3.1	Wall	A	Intact	Beige	SECOND	C225	Building C	Negative	< LOD	0.19	mg / cm ^2
399	5/4/2017 15:00	PAINT	3.27	Wall	B	Intact	Beige	SECOND	C225	Building C	Negative	< LOD	1.6	mg / cm ^2
400	5/4/2017 15:00	PAINT	4.11	Wall	C	Intact	Beige	SECOND	C225	Building C	Null	< LOD	0.32	mg / cm ^2
401	5/4/2017 15:01	PAINT	2.93	Wall	D	Intact	Beige	SECOND	C225	Building C	Negative	< LOD	0.09	mg / cm ^2
402	5/4/2017 15:01	PAINT	1.03	A/C	A	Intact	Beige	SECOND	C225	Building C	Negative	< LOD	0.03	mg / cm ^2
403	5/4/2017 15:01	PAINT	1.37	Ceiling		Intact	White	SECOND	C225	Building C	Null	< LOD	0.31	mg / cm ^2
404	5/4/2017 15:02	PAINT	2.4	Wall	A	Intact	Beige	SECOND	C226	Building C	Negative	< LOD	0.03	mg / cm ^2
405	5/4/2017 15:02	PAINT	1.89	Wall	B	Intact	Beige	SECOND	C226	Building C	Negative	< LOD	0.03	mg / cm ^2
406	5/4/2017 15:02	PAINT	3.09	Wall	C	Intact	Beige	SECOND	C226	Building C	Negative	< LOD	0.03	mg / cm ^2
407	5/4/2017 15:03	PAINT	0.34	Wall	D	Intact	Beige	SECOND	C226	Building C	Null	< LOD	0.03	mg / cm ^2
408	5/4/2017 15:03	PAINT	1.03	A/C	A	Intact	Beige	SECOND	C226	Building C	Negative	< LOD	0.23	mg / cm ^2
409	5/4/2017 15:03	PAINT	3.09	Wall	A	Intact	Beige	SECOND	C227	Building C	Null	< LOD	0.11	mg / cm ^2
410	5/4/2017 15:04	PAINT	2.91	Wall	B	Intact	Beige	SECOND	C227	Building C	Negative	< LOD	0.42	mg / cm ^2
411	5/4/2017 15:04	PAINT	2.41	Wall	C	Intact	Beige	SECOND	C227	Building C	Negative	< LOD	0.19	mg / cm ^2
412	5/4/2017 15:04	PAINT	2.23	Wall	D	Intact	Beige	SECOND	C227	Building C	Negative	< LOD	0.1	mg / cm ^2
413	5/4/2017 15:04	PAINT	1.03	A/C	A	Intact	Beige	SECOND	C227	Building C	Negative	< LOD	0.06	mg / cm ^2
414	5/4/2017 15:05	PAINT	2.57	Wall	A	Intact	Beige	SECOND	C228	Building C	Negative	< LOD	0.03	mg / cm ^2
415	5/4/2017 15:05	PAINT	2.39	Wall	B	Intact	Beige	SECOND	C228	Building C	Negative	< LOD	0.03	mg / cm ^2
416	5/4/2017 15:06	PAINT	2.57	Wall	C	Intact	Beige	SECOND	C228	Building C	Negative	< LOD	0.03	mg / cm ^2
417	5/4/2017 15:06	PAINT	2.06	Wall	D	Intact	Beige	SECOND	C228	Building C	Negative	< LOD	0.03	mg / cm ^2
418	5/4/2017 15:06	PAINT	1.03	A/C	A	Intact	Beige	SECOND	C228	Building C	Negative	< LOD	0.05	mg / cm ^2
419	5/4/2017 15:07	PAINT	3.95	Wall	A	Intact	Beige	SECOND	C229	Building C	Null	< LOD	0.29	mg / cm ^2
420	5/4/2017 15:07	PAINT	1.9	Wall	B	Intact	Beige	SECOND	C229	Building C	Null	< LOD	0.42	mg / cm ^2
421	5/4/2017 15:07	PAINT	2.92	Wall	C	Intact	Beige	SECOND	C229	Building C	Negative	< LOD	0.32	mg / cm ^2
422	5/4/2017 15:08	PAINT	3.11	Wall	D	Intact	Beige	SECOND	C229	Building C	Negative	< LOD	0.36	mg / cm ^2
423	5/4/2017 15:08	PAINT	1.02	A/C	A	Intact	Beige	SECOND	C229	Building C	Negative	< LOD	0.09	mg / cm ^2
424	5/4/2017 15:08	PAINT	1.03	Cabinet	B	Intact		SECOND	C229	Building C	Negative	< LOD	0.03	mg / cm ^2
425	5/4/2017 15:09	PAINT	2.41	Wall	A	Intact	Beige	SECOND	C230	Building C	Null	< LOD	0.06	mg / cm ^2
426	5/4/2017 15:09	PAINT	2.74	Wall	B	Intact	Beige	SECOND	C230	Building C	Negative	< LOD	0.15	mg / cm ^2
427	5/4/2017 15:09	PAINT	3.09	Wall	C	Intact	Beige	SECOND	C230	Building C	Negative	< LOD	0.07	mg / cm ^2
428	5/4/2017 15:09	PAINT	0.17	Wall	D	Intact	Beige	SECOND	C230	Building C	Null	< LOD	0.11	mg / cm ^2
429	5/4/2017 15:10	PAINT	1.04	A/C	A	Intact	Beige	SECOND	C230	Building C	Negative	< LOD	0.25	mg / cm ^2
430	5/4/2017 15:10	PAINT	2.24	Wall	A	Intact	Beige	SECOND	C232	Building C	Negative	< LOD	0.05	mg / cm ^2

Hattiesburg Police Department

XRF Results for Building C

Reading No	Time	Type	Duration	Component	Side	Condition	Color	Floor	Room	Section	Results	PbC	PbC Error	Units
431	5/4/2017 15:11	PAINT	1.89	Wall	B	Intact	Beige	SECOND	C232	Building C	Negative	< LOD	0.04	mg / cm ^2
432	5/4/2017 15:11	PAINT	2.23	Wall	C	Intact	Beige	SECOND	C232	Building C	Negative	< LOD	0.03	mg / cm ^2
433	5/4/2017 15:11	PAINT	3.11	Wall	D	Intact	Beige	SECOND	C232	Building C	Negative	< LOD	0.03	mg / cm ^2
434	5/4/2017 15:12	PAINT	1.04	A/C	A	Intact	Beige	SECOND	C232	Building C	Negative	< LOD	0.04	mg / cm ^2
435	5/4/2017 15:12	PAINT	3.27	Wall	A	Intact	Beige	SECOND	C233	Building C	Negative	< LOD	0.28	mg / cm ^2
436	5/4/2017 15:13	PAINT	2.92	Wall	B	Intact	Beige	SECOND	C233	Building C	Null	< LOD	0.25	mg / cm ^2
437	5/4/2017 15:13	PAINT	2.92	Wall	C	Intact	Beige	SECOND	C233	Building C	Negative	< LOD	0.12	mg / cm ^2
438	5/4/2017 15:13	PAINT	2.22	Wall	D	Intact	Beige	SECOND	C233	Building C	Negative	< LOD	0.22	mg / cm ^2
439	5/4/2017 15:14	PAINT	1.02	A/C	A	Intact	Beige	SECOND	C233	Building C	Negative	< LOD	0.03	mg / cm ^2
440	5/4/2017 15:14	PAINT	2.24	Wall	A	Intact	Beige	SECOND	C234	Building C	Negative	< LOD	0.07	mg / cm ^2
441	5/4/2017 15:14	PAINT	2.06	Wall	B	Intact	Beige	SECOND	C234	Building C	Null	< LOD	0.06	mg / cm ^2
442	5/4/2017 15:15	PAINT	2.39	Wall	C	Intact	Beige	SECOND	C234	Building C	Negative	< LOD	0.04	mg / cm ^2
443	5/4/2017 15:15	PAINT	1.9	Wall	D	Intact	Beige	SECOND	C234	Building C	Negative	< LOD	0.09	mg / cm ^2
444	5/4/2017 15:15	PAINT	1.02	A/C	A	Intact	Beige	SECOND	C234	Building C	Negative	< LOD	0.17	mg / cm ^2
445	5/4/2017 15:16	PAINT	1.38	Wall	A	Intact	Beige	SECOND	C212	Building C	Negative	< LOD	0.03	mg / cm ^2
446	5/4/2017 15:16	PAINT	3.08	Wall	B	Intact	Beige	SECOND	C212	Building C	Negative	< LOD	0.23	mg / cm ^2
447	5/4/2017 15:16	PAINT	1.89	Wall	C	Intact	Beige	SECOND	C212	Building C	Negative	< LOD	0.03	mg / cm ^2
448	5/4/2017 15:17	PAINT	2.4	Wall	D	Intact	Beige	SECOND	C212	Building C	Null	< LOD	0.07	mg / cm ^2
449	5/4/2017 15:17	PAINT	0.34	Wall	D	Intact	Beige	SECOND	C212	Building C	Positive	< LOD	11.55	mg / cm ^2
450	5/4/2017 15:17	PAINT	1.03	Door	B	Intact		SECOND	C212	Building C	Negative	< LOD	0.13	mg / cm ^2
451	5/4/2017 15:17	PAINT	1.02	Door Frame	B	Intact	Brown	SECOND	C212	Building C	Negative	< LOD	0.32	mg / cm ^2
452	5/4/2017 15:17	PAINT	1.03	Door Frame	B	Intact	Brown	SECOND	C212	Building C	Negative	< LOD	0.16	mg / cm ^2
453	5/4/2017 15:18	PAINT	4.64	Wall		Intact	White	SECOND	C213	Building C	Positive	1.2	0.2	mg / cm ^2
454	5/4/2017 15:18	PAINT	2.93	Wall		Intact	Green	SECOND	C213	Building C	Negative	< LOD	0.19	mg / cm ^2
455	5/4/2017 15:19	PAINT	3.26	Wall		Intact	Green	SECOND	C213	Building C	Negative	< LOD	0.16	mg / cm ^2
456	5/4/2017 15:19	PAINT	1.03	Wall	A	Intact	Lt. Blue	SECOND	C210	Building C	Negative	< LOD	0.03	mg / cm ^2
457	5/4/2017 15:19	PAINT	0.69	Wall	B	Intact	Lt. Blue	SECOND	C210	Building C	Null	< LOD	0.03	mg / cm ^2
458	5/4/2017 15:19	PAINT	0.69	Wall	C	Intact	Lt. Blue	SECOND	C210	Building C	Null	< LOD	0.03	mg / cm ^2
459	5/4/2017 15:20	PAINT	1.38	Wall	D	Intact	Lt. Blue	SECOND	C210	Building C	Negative	< LOD	0.03	mg / cm ^2
460	5/4/2017 15:20	PAINT	1.03	Door Frame	D	Intact	Blue	SECOND	C210	Building C	Negative	< LOD	0.03	mg / cm ^2
461	5/4/2017 15:21	PAINT	3.07	Closet	D	Intact		SECOND	C210	Building C	Negative	< LOD	0.11	mg / cm ^2
462	5/4/2017 15:22	PAINT	1.04	Wall	A	Intact	Beige	SECOND	C216	Building C	Null	< LOD	0.03	mg / cm ^2
463	5/4/2017 15:22	PAINT	1.37	Wall	B	Intact	Beige	SECOND	C216	Building C	Negative	< LOD	0.03	mg / cm ^2
464	5/4/2017 15:23	PAINT	1.89	Wall	C	Intact	Beige	SECOND	C216	Building C	Negative	< LOD	0.03	mg / cm ^2
465	5/4/2017 15:24	PAINT	2.93	Wall	D	Intact	Beige	SECOND	C216	Building C	Negative	< LOD	0.03	mg / cm ^2
466	5/4/2017 15:24	PAINT	1.03	Counter		Intact	White	SECOND	C216	Building C	Negative	< LOD	0.05	mg / cm ^2
467	5/4/2017 15:24	PAINT	1.03	Counter		Intact	Yellow	SECOND	C216	Building C	Negative	< LOD	0.04	mg / cm ^2
468	5/4/2017 15:25	PAINT	2.06	Wall	A	Intact	Beige	SECOND	C217	Building C	Negative	< LOD	0.05	mg / cm ^2
469	5/4/2017 15:25	PAINT	2.06	Wall	B	Intact	Beige	SECOND	C217	Building C	Null	< LOD	0.04	mg / cm ^2
470	5/4/2017 15:25	PAINT	2.23	Wall	C	Intact	Beige	SECOND	C217	Building C	Negative	< LOD	0.11	mg / cm ^2
471	5/4/2017 15:26	PAINT	0.17	Wall	D	Intact	Beige	SECOND	C217	Building C	Null	< LOD	0.2	mg / cm ^2
472	5/4/2017 15:26	PAINT	1.03	Door Frame	B	Intact	Beige	SECOND	C217	Building C	Negative	< LOD	0.07	mg / cm ^2
473	5/4/2017 15:26	PAINT	1.04	Door	B	Intact		SECOND	C217	Building C	Negative	< LOD	0.39	mg / cm ^2
474	5/4/2017 15:26	PAINT	1.02	Wall	A	Intact	Beige	SECOND	C218	Building C	Negative	< LOD	0.04	mg / cm ^2
475	5/4/2017 15:27	PAINT	0.17	Wall	B	Intact	Beige	SECOND	C218	Building C	Null	< LOD	0.03	mg / cm ^2
476	5/4/2017 15:27	PAINT	1.03	Wall	C	Intact	Beige	SECOND	C218	Building C	Negative	< LOD	0.04	mg / cm ^2
477	5/4/2017 15:27	PAINT	2.57	Wall	D	Intact	Beige	SECOND	C218	Building C	Negative	< LOD	0.1	mg / cm ^2
478	5/4/2017 15:27	PAINT	0.34	Wall	D	Intact	White	SECOND	C218	Building C	Null	< LOD	0.53	mg / cm ^2
479	5/4/2017 15:28	PAINT	1.02	Cabinet	B	Intact	Beige	SECOND	C218	Building C	Negative	< LOD	0.21	mg / cm ^2
480	5/4/2017 15:28	PAINT	1.03	Cabinet	B	Intact	Green	SECOND	C218	Building C	Negative	< LOD	0.15	mg / cm ^2
481	5/4/2017 15:29	PAINT	0.52	Wall	A	Intact	Beige	SECOND	C220	Building C	Null	< LOD	0.03	mg / cm ^2
482	5/4/2017 15:29	PAINT	0.69	Wall	B	Intact	Beige	SECOND	C220	Building C	Null	< LOD	0.03	mg / cm ^2
483	5/4/2017 15:29	PAINT	1.54	Wall	C	Intact	Beige	SECOND	C220	Building C	Negative	< LOD	0.03	mg / cm ^2
484	5/4/2017 15:29	PAINT	0.52	Wall	D	Intact	Beige	SECOND	C220	Building C	Null	< LOD	0.03	mg / cm ^2
485	5/4/2017 15:30	PAINT	1.03	Lockers		Intact		SECOND	C220	Building C	Negative	< LOD	0.03	mg / cm ^2
486	5/4/2017 15:30	PAINT	1.03	Door Frame		Intact	Brown	SECOND	C220	Building C	Negative	< LOD	0.17	mg / cm ^2
487	5/4/2017 15:30	PAINT	1.03	Door		Intact		SECOND	C220	Building C	Negative	< LOD	0.11	mg / cm ^2
488	5/4/2017 15:30	PAINT	1.2	Wall	A	Intact	Beige	SECOND	C220A	Building C	Negative	< LOD	0.03	mg / cm ^2
489	5/4/2017 15:30	PAINT	1.72	Wall	B	Intact	Beige	SECOND	C220A	Building C	Null	< LOD	0.06	mg / cm ^2
490	5/4/2017 15:31	PAINT	1.89	Wall	C	Intact	Beige	SECOND	C220A	Building C	Negative	< LOD	0.25	mg / cm ^2
491	5/4/2017 15:31	PAINT	1.88	Wall	D	Intact	Beige	SECOND	C220A	Building C	Negative	< LOD	0.13	mg / cm ^2

Hattiesburg Police Department

XRF Results for Building C

Reading No	Time	Type	Duration	Component	Side	Condition	Color	Floor	Room	Section	Results	PbC	PbC Error	Units
492	5/4/2017 15:31	PAINT	1.03	Seat	C	Intact	Green	SECOND	C220A	Building C	Negative	< LOD	0.25	mg / cm ^2
493	5/4/2017 15:31	PAINT	1.02	Ceiling		Intact	White	SECOND	C220A	Building C	Negative	< LOD	0.34	mg / cm ^2
494	5/4/2017 15:32	PAINT	2.39	Floor		Intact		SECOND	C220A	Building C	Negative	< LOD	0.1	mg / cm ^2
495	5/4/2017 15:33	PAINT	2.4	Wall	A	Intact	Yellow	SECOND	C222	Building C	Negative	< LOD	0.05	mg / cm ^2
496	5/4/2017 15:33	PAINT	3.09	Wall	B	Intact	Yellow	SECOND	C222	Building C	Negative	< LOD	0.03	mg / cm ^2
497	5/4/2017 15:33	PAINT	2.58	Wall	C	Intact	Yellow	SECOND	C222	Building C	Null	< LOD	0.03	mg / cm ^2
498	5/4/2017 15:34	PAINT	1.72	Wall	D	Intact	Yellow	SECOND	C222	Building C	Null	< LOD	0.04	mg / cm ^2
499	5/4/2017 15:34	PAINT	1.03	Door Frame	A	Intact	Brown	SECOND	C222	Building C	Negative	< LOD	0.14	mg / cm ^2
500	5/4/2017 15:36	PAINT	1.37	Wall	A	Intact	Beige	SECOND	Hallway	Building C	Negative	< LOD	0.08	mg / cm ^2
501	5/4/2017 15:36	PAINT	1.2	Wall	B	Intact	Beige	SECOND	Hallway	Building C	Negative	< LOD	0.03	mg / cm ^2
502	5/4/2017 15:36	PAINT	1.2	Wall	C	Intact	Beige	SECOND	Hallway	Building C	Negative	< LOD	0.03	mg / cm ^2
503	5/4/2017 15:36	PAINT	1.37	Wall	D	Intact	Beige	SECOND	Hallway	Building C	Negative	< LOD	0.18	mg / cm ^2
504	5/4/2017 15:36	PAINT	1.03	Door Frame	B	Intact	Brown	SECOND	Hallway	Building C	Negative	< LOD	0.03	mg / cm ^2
505	5/4/2017 15:37	PAINT	1.03	Door	B	Intact	Beige	SECOND	Hallway	Building C	Negative	< LOD	0.04	mg / cm ^2
506	5/4/2017 15:37	PAINT	0.68	Door Frame		Intact		SECOND	Hallway	Building C	Null	< LOD	0.04	mg / cm ^2
507	5/4/2017 15:37	PAINT	1.04	Elevator		Intact	Brown	SECOND	Hallway	Building C	Negative	< LOD	0.12	mg / cm ^2
508	5/4/2017 15:37	PAINT	1.03	Elevator		Intact	Brown	SECOND	Hallway	Building C	Negative	< LOD	0.11	mg / cm ^2
509	5/4/2017 15:38	PAINT	1.03	Panel		Intact	Brown	SECOND	Hallway	Building C	Negative	< LOD	0.03	mg / cm ^2
510	5/4/2017 15:38	PAINT	1.03	Door	C	Intact		SECOND	Hallway	Building C	Negative	< LOD	0.3	mg / cm ^2
511	5/4/2017 15:38	PAINT	1.03	Door Frame	C	Intact		SECOND	Hallway	Building C	Negative	< LOD	0.13	mg / cm ^2
512	5/4/2017 15:39	PAINT	1.03	A/C		Intact	White	SECOND	Hallway	Building C	Negative	< LOD	0.12	mg / cm ^2
513	5/4/2017 15:40	PAINT	1.04	Wall	D	Intact	Beige	SECOND	Hallway	Building C	Negative	< LOD	0.03	mg / cm ^2
514	5/4/2017 15:40	PAINT	1.03	Wall		Intact	Brown	SECOND	Hallway	Building C	Negative	< LOD	0.04	mg / cm ^2
515	5/4/2017 15:40	PAINT	3.09	Baseboard		Intact	Brown	SECOND	Hallway	Building C	Negative	< LOD	0.03	mg / cm ^2
516	5/4/2017 15:42	PAINT	1.88	Wall	A	Intact	Beige	SECOND	C221	Building C	Negative	< LOD	0.24	mg / cm ^2
517	5/4/2017 15:42	PAINT	1.71	Wall	C	Intact	Beige	SECOND	C221	Building C	Null	< LOD	0.09	mg / cm ^2
518	5/4/2017 15:42	PAINT	1.54	Wall	D	Intact	Beige	SECOND	C221	Building C	Negative	< LOD	0.05	mg / cm ^2
519	5/4/2017 15:43	PAINT	1.03	Cabinet	A	Intact	Beige	SECOND	C221	Building C	Negative	< LOD	0.04	mg / cm ^2
520	5/4/2017 15:43	PAINT	1.03	Cabinet	A	Intact	Beige	SECOND	C221	Building C	Negative	< LOD	0.09	mg / cm ^2
521	5/4/2017 15:43	PAINT	0.17	Cabinet	B	Intact	Beige	SECOND	C221	Building C	Null	< LOD	0.11	mg / cm ^2
522	5/4/2017 15:43	PAINT	1.02	Cabinet	C	Intact	Beige	SECOND	C221	Building C	Negative	< LOD	0.05	mg / cm ^2
523	5/4/2017 15:44	PAINT	1.04	Wall	A	Intact	Beige	SECOND	C219	Building C	Negative	< LOD	0.17	mg / cm ^2
524	5/4/2017 15:44	PAINT	1.72	Wall	A	Intact	Beige	SECOND	C219	Building C	Negative	< LOD	0.03	mg / cm ^2
525	5/4/2017 15:44	PAINT	2.05	Wall	B	Intact	Beige	SECOND	C219	Building C	Negative	< LOD	0.03	mg / cm ^2
526	5/4/2017 15:45	PAINT	2.74	Wall	C	Intact	Beige	SECOND	C219	Building C	Negative	< LOD	0.23	mg / cm ^2
527	5/4/2017 15:45	PAINT	3.09	Wall	D	Intact	Beige	SECOND	C219	Building C	Negative	< LOD	0.07	mg / cm ^2
528	5/4/2017 15:46	PAINT	1.04	Wall	A	Intact	Beige	SECOND	C219	Building C	Negative	< LOD	0.03	mg / cm ^2
529	5/4/2017 15:46	PAINT	1.72	Wall	A	Intact	Beige	SECOND	C202	Building C	Negative	< LOD	0.03	mg / cm ^2
530	5/4/2017 15:46	PAINT	1.88	Wall	B	Intact	Beige	SECOND	C202	Building C	Null	< LOD	0.03	mg / cm ^2
531	5/4/2017 15:47	PAINT	1.89	Wall	C	Intact	Beige	SECOND	C202	Building C	Negative	< LOD	0.03	mg / cm ^2
532	5/4/2017 15:47	PAINT	2.75	Wall	D	Intact	Beige	SECOND	C202	Building C	Negative	< LOD	0.16	mg / cm ^2
533	5/4/2017 15:47	PAINT	1.02	A/C		Intact	Beige	SECOND	C202	Building C	Negative	< LOD	0.04	mg / cm ^2
534	5/4/2017 15:48	PAINT	1.03	Shelving		Intact	Beige	SECOND	C202	Building C	Negative	< LOD	0.07	mg / cm ^2
535	5/4/2017 15:48	PAINT	1.54	Wall	A	Intact	Beige	SECOND	C203	Building C	Negative	< LOD	0.03	mg / cm ^2
536	5/4/2017 15:48	PAINT	1.55	Wall	B	Intact	Beige	SECOND	C203	Building C	Negative	< LOD	0.03	mg / cm ^2
537	5/4/2017 15:49	PAINT	1.2	Wall	C	Intact	Beige	SECOND	C203	Building C	Null	< LOD	0.04	mg / cm ^2
538	5/4/2017 15:49	PAINT	2.76	Wall	D	Intact	Beige	SECOND	C203	Building C	Negative	< LOD	0.03	mg / cm ^2
539	5/4/2017 15:49	PAINT	1.04		A	Intact	Beige	SECOND	C203	Building C	Null	< LOD	0.03	mg / cm ^2
540	5/4/2017 15:50	PAINT	2.4	Wall	A	Intact	Beige	SECOND	C204	Building C	Null	< LOD	0.16	mg / cm ^2
541	5/4/2017 15:51	PAINT	2.23	Wall	B	Intact	Beige	SECOND	C204	Building C	Negative	< LOD	0.09	mg / cm ^2
542	5/4/2017 15:51	PAINT	2.76	Wall	C	Intact	Beige	SECOND	C204	Building C	Negative	< LOD	0.22	mg / cm ^2
543	5/4/2017 15:52	PAINT	2.57	Wall	D	Intact	Beige	SECOND	C204	Building C	Negative	< LOD	0.06	mg / cm ^2
544	5/4/2017 15:52	PAINT	1.04	A/C		Intact	Beige	SECOND	C204	Building C	Negative	< LOD	0.06	mg / cm ^2
545	5/4/2017 15:53	PAINT	2.4	Wall	A	Intact	Beige	SECOND	C205	Building C	Negative	< LOD	0.03	mg / cm ^2
546	5/4/2017 15:53	PAINT	2.07	Wall	B	Intact	Beige	SECOND	C205	Building C	Null	< LOD	0.03	mg / cm ^2
547	5/4/2017 15:53	PAINT	2.74	Wall	C	Intact	Beige	SECOND	C205	Building C	Negative	< LOD	0.03	mg / cm ^2
548	5/4/2017 15:53	PAINT	2.75	Wall	D	Intact	Beige	SECOND	C205	Building C	Negative	< LOD	0.03	mg / cm ^2
549	5/4/2017 15:54	PAINT	0.17	A/C	C	Intact	Beige	SECOND	C205	Building C	Null	< LOD	1.65	mg / cm ^2
550	5/4/2017 15:54	PAINT	2.23	Wall	A	Intact	Beige	SECOND	C206	Building C	Negative	< LOD	0.13	mg / cm ^2
551	5/4/2017 15:54	PAINT	2.91	Wall	B	Intact	Beige	SECOND	C206	Building C	Negative	< LOD	0.14	mg / cm ^2
552	5/4/2017 15:55	PAINT	1.71	Wall	C	Intact	Beige	SECOND	C206	Building C	Null	< LOD	0.09	mg / cm ^2

Hattiesburg Police Department

XRF Results for Building C

Reading No	Time	Type	Duration	Component	Side	Condition	Color	Floor	Room	Section	Results	PbC	PbC Error	Units
553	5/4/2017 15:55	PAINT	2.05	Wall	D	Intact	Beige	SECOND	C206	Building C	Null	< LOD	0.1	mg / cm ^2
554	5/4/2017 15:55	PAINT	1.72	Wall	A	Intact	Beige	SECOND	C207	Building C	Negative	< LOD	0.21	mg / cm ^2
555	5/4/2017 15:56	PAINT	1.9	Wall	B	Intact	Beige	SECOND	C207	Building C	Null	< LOD	0.03	mg / cm ^2
556	5/4/2017 15:56	PAINT	2.58	Wall	C	Intact	Beige	SECOND	C207	Building C	Negative	< LOD	0.03	mg / cm ^2
557	5/4/2017 15:56	PAINT	2.58	Wall	D	Intact	Beige	SECOND	C207	Building C	Negative	< LOD	0.16	mg / cm ^2
558	5/4/2017 15:57	PAINT	3.11	Wall	A	Intact	Beige	SECOND	C208	Building C	Negative	< LOD	0.15	mg / cm ^2
559	5/4/2017 15:57	PAINT	3.27	Wall	B	Intact	Beige	SECOND	C208	Building C	Negative	< LOD	0.14	mg / cm ^2
560	5/4/2017 15:57	PAINT	2.93	Wall	C	Intact	Beige	SECOND	C208	Building C	Negative	< LOD	0.06	mg / cm ^2
561	5/4/2017 15:58	PAINT	1.89	Wall	D	Intact	Beige	SECOND	C208	Building C	Negative	< LOD	0.13	mg / cm ^2
562	5/4/2017 15:58	PAINT	1.73	Wall	A	Intact	Beige	SECOND	C215	Building C	Negative	< LOD	0.03	mg / cm ^2
563	5/4/2017 15:59	PAINT	1.55	Wall	B	Intact	Beige	SECOND	C215	Building C	Negative	< LOD	0.03	mg / cm ^2
564	5/4/2017 15:59	PAINT	2.74	Wall	C	Intact	Beige	SECOND	C215	Building C	Null	< LOD	0.05	mg / cm ^2
565	5/4/2017 15:59	PAINT	3.09	Wall	D	Intact	Beige	SECOND	C215	Building C	Negative	< LOD	0.06	mg / cm ^2
566	5/4/2017 16:00	PAINT	1.72	Wall		Intact		SECOND	C215	Building C	Negative	< LOD	0.14	mg / cm ^2
567	5/4/2017 16:00	PAINT	3.1	Wall	A	Intact	Beige	SECOND	C215	Building C	Negative	< LOD	0.03	mg / cm ^2
568	5/4/2017 16:01	PAINT	1.03	Door Frame		Intact	Brown	SECOND	C215	Building C	Negative	< LOD	0.03	mg / cm ^2
569	5/4/2017 16:01	PAINT	1.03	Door		Intact		SECOND	C215	Building C	Negative	< LOD	0.04	mg / cm ^2
570	5/4/2017 16:01	PAINT	1.04	Toliet		Intact	White	SECOND	C215	Building C	Negative	< LOD	0.04	mg / cm ^2
571	5/4/2017 16:02	PAINT	3.44	Calibration		Intact		SECOND			Positive	1.2	0.2	mg / cm ^2
572	5/4/2017 16:02	PAINT	3.28	Calibration		Intact		SECOND			Positive	1.2	0.2	mg / cm ^2
573	5/4/2017 16:02	PAINT	3.29	Calibration		Intact		SECOND			Positive	1.2	0.2	mg / cm ^2
574	5/4/2017 16:03	PAINT	2.4	Wall	A	Intact	Beige	SECOND	C209	Building C	Negative	< LOD	0.22	mg / cm ^2
575	5/4/2017 16:04	PAINT	1.39	Wall	B	Intact	Beige	SECOND	C209	Building C	Negative	< LOD	0.03	mg / cm ^2
576	5/4/2017 16:04	PAINT	2.93	Wall	C	Intact	Beige	SECOND	C209	Building C	Negative	< LOD	0.03	mg / cm ^2
577	5/4/2017 16:04	PAINT	3.79	Wall	D	Intact	Beige	SECOND	C209	Building C	Negative	< LOD	0.14	mg / cm ^2
578	5/4/2017 16:05	PAINT	1.03	Cabinet	D	Intact	Brown	SECOND	C209	Building C	Negative	< LOD	0.18	mg / cm ^2
579	5/4/2017 16:05	PAINT	1.03	Cabinet	D	Intact	Brown	SECOND	C209	Building C	Negative	< LOD	0.03	mg / cm ^2
580	5/4/2017 16:05	PAINT	1.03	A/C	C	Intact	Brown	SECOND	C209	Building C	Negative	< LOD	0.06	mg / cm ^2
581	5/4/2017 16:06	PAINT	0.86	Wall	A	Intact	Lt. Blue	SECOND	C214	Building C	Null	< LOD	0.21	mg / cm ^2
582	5/4/2017 16:06	PAINT	3.08	Wall	B	Intact	Lt. Blue	SECOND	C214	Building C	Negative	< LOD	0.03	mg / cm ^2
583	5/4/2017 16:06	PAINT	1.38	Wall	C	Intact	Lt. Blue	SECOND	C214	Building C	Null	< LOD	0.03	mg / cm ^2
584	5/4/2017 16:06	PAINT	1.54	Wall	D	Intact	Lt. Blue	SECOND	C214	Building C	Negative	< LOD	0.03	mg / cm ^2
585	5/4/2017 16:07	PAINT	0.17	Shelving	B	Intact	Brown	SECOND	C214	Building C	Null	< LOD	0.03	mg / cm ^2
586	5/4/2017 16:07	PAINT	1.03	Cabinet	B	Intact	Brown	SECOND	C214	Building C	Negative	< LOD	0.04	mg / cm ^2
587	5/4/2017 16:07	PAINT	1.03	Door Frame	C	Intact	Brown	SECOND	C214	Building C	Negative	< LOD	0.04	mg / cm ^2
588	5/4/2017 16:07	PAINT	1.03	Door	C	Intact	Brown	SECOND	C214	Building C	Negative	< LOD	0.05	mg / cm ^2
589	5/4/2017 16:08	PAINT	1.03	Door Frame		Intact	Blue	SECOND	btw 209 & 214	Building C	Negative	< LOD	0.09	mg / cm ^2
590	5/4/2017 16:08	PAINT	1.03	Door Frame		Intact	Brown	SECOND	btw 209 & 214	Building C	Negative	< LOD	0.25	mg / cm ^2
591	5/4/2017 16:09	PAINT	1.04	Gate		Intact		THIRD	Stairs	Building C	Negative	< LOD	0.17	mg / cm ^2
592	5/4/2017 16:17	PAINT	8.61	Calibration		Intact		THIRD			Positive	1.1	0.1	mg / cm ^2
593	5/4/2017 16:17	PAINT	5.52	Calibration		Intact		THIRD			Positive	1	0.1	mg / cm ^2
594	5/4/2017 16:18	PAINT	12.39	Calibration		Intact		THIRD			Positive	1	0.1	mg / cm ^2
1559	5/8/2017 08:28	SHUTTER_CAL	154.7			Intact						2.39	0	cps
1560	5/8/2017 08:36	PAINT	8.24	Calibration		Intact					Positive	1.1	0.1	mg / cm ^2
1561	5/8/2017 08:37	PAINT	7.53	Calibration		Intact					Positive	1.1	0.1	mg / cm ^2
1562	5/8/2017 08:37	PAINT	5.5	Calibration		Intact					Negative	0.9	0.1	mg / cm ^2
1563	5/8/2017 08:48	PAINT	3.25	WALL	A	Intact	GREEN	THIRD	309	Building C	Negative	0.11	0.06	mg / cm ^2
1564	5/8/2017 08:48	PAINT	3.06	WALL	B	Intact	GREEN	THIRD	309	Building C	Negative	< LOD	0.08	mg / cm ^2
1565	5/8/2017 08:48	PAINT	1.37	WALL	C	Intact	GREEN	THIRD	309	Building C	Null	< LOD	0.13	mg / cm ^2
1566	5/8/2017 08:49	PAINT	2.39	WALL	D	Intact	GREEN	THIRD	309	Building C	Null	< LOD	0.11	mg / cm ^2
1567	5/8/2017 08:49	PAINT	3.06	WALL	A	Intact	WHITE	THIRD	309	Building C	Negative	0.23	0.12	mg / cm ^2
1568	5/8/2017 08:50	PAINT	3.06	WALL	A	Intact	WHITE	THIRD	309	Building C	Negative	< LOD	0.09	mg / cm ^2
1569	5/8/2017 08:50	PAINT	1.37	WALL	A	Intact	WHITE	THIRD	309	Building C	Null	< LOD	0.2	mg / cm ^2
1570	5/8/2017 08:50	PAINT	2.05	WALL	A	Intact	WHITE	THIRD	309	Building C	Null	< LOD	0.13	mg / cm ^2
1571	5/8/2017 08:50	PAINT	1.02	DOOR	C	Intact	WHITE	THIRD	309	Building C	Negative	< LOD	0.22	mg / cm ^2
1572	5/8/2017 08:51	PAINT	1.02	DOOR	C	Intact	WHITE	THIRD	309	Building C	Negative	< LOD	0.27	mg / cm ^2
1573	5/8/2017 08:52	PAINT	2.73	WALL	A	Intact	WHITE	THIRD	309	Building C	Null	< LOD	0.04	mg / cm ^2
1574	5/8/2017 08:53	PAINT	1.02	WALL	A	Intact	WHITE	THIRD	309	Building C	Null	< LOD	0.15	mg / cm ^2
1575	5/8/2017 08:53	PAINT	0.51	WALL	A	Intact	WHITE	THIRD	309	Building C	Null	< LOD	0.21	mg / cm ^2
1576	5/8/2017 08:53	PAINT	0.17	WALL	A	Intact	WHITE	THIRD	309	Building C	Null	< LOD	0.7	mg / cm ^2
1577	5/8/2017 08:54	PAINT	3.25	WALL	A	Intact	GREEN	THIRD	309	Building C	Negative	< LOD	0.06	mg / cm ^2

Hattiesburg Police Department

XRF Results for Building C

Reading No	Time	Type	Duration	Component	Side	Condition	Color	Floor	Room	Section	Results	PbC	PbC Error	Units
1578	5/8/2017 08:54	PAINT	2.05	WALL	A	Intact	GREEN	THIRD	309	Building C	Null	< LOD	0.05	mg / cm ^2
1579	5/8/2017 08:54	PAINT	3.25	WALL	A	Intact	GREEN	THIRD	309	Building C	Negative	< LOD	0.03	mg / cm ^2
1580	5/8/2017 08:54	PAINT	2.56	WALL	A	Intact	GREEN	THIRD	309	Building C	Negative	< LOD	0.35	mg / cm ^2
1581	5/8/2017 08:55	PAINT	1.02	DOOR	C	Intact	WHITE	THIRD	309	Building C	Negative	< LOD	0.12	mg / cm ^2
1582	5/8/2017 08:55	PAINT	1.02	DOOR	C	Intact	WHITE	THIRD	309	Building C	Negative	< LOD	0.54	mg / cm ^2
1583	5/8/2017 08:57	PAINT	3.08	WALL	A	Intact	BEIGE	THIRD	305	Building C	Negative	< LOD	0.03	mg / cm ^2
1584	5/8/2017 08:57	PAINT	3.24	WALL	B	Intact	BEIGE	THIRD	305	Building C	Negative	< LOD	0.1	mg / cm ^2
1585	5/8/2017 08:57	PAINT	2.91	WALL	C	Intact	BEIGE	THIRD	305	Building C	Negative	< LOD	0.27	mg / cm ^2
1586	5/8/2017 08:58	PAINT	2.22	WALL	D	Intact	BEIGE	THIRD	305	Building C	Negative	< LOD	0.14	mg / cm ^2
1587	5/8/2017 08:58	PAINT	3.25	WALL	A	Intact	GREEN	THIRD	305a	Building C	Negative	0.05	0.03	mg / cm ^2
1588	5/8/2017 08:59	PAINT	2.57	WALL	B	Intact	GREEN	THIRD	305a	Building C	Negative	< LOD	0.06	mg / cm ^2
1589	5/8/2017 08:59	PAINT	0.51	WALL	C	Intact	GREEN	THIRD	305a	Building C	Null	< LOD	0.19	mg / cm ^2
1590	5/8/2017 08:59	PAINT	0.51	WALL	D	Intact	GREEN	THIRD	305a	Building C	Null	< LOD	0.28	mg / cm ^2
1591	5/8/2017 08:59	PAINT	3.26	WALL	B	Intact	WHITE	THIRD	305a	Building C	Negative	0.04	0.02	mg / cm ^2
1592	5/8/2017 09:00	PAINT	2.4	WALL	C	Intact	WHITE	THIRD	305a	Building C	Negative	< LOD	0.05	mg / cm ^2
1593	5/8/2017 09:00	PAINT	1.03	DOOR	D	Intact	WHITE	THIRD	305a	Building C	Negative	< LOD	0.32	mg / cm ^2
1594	5/8/2017 09:00	PAINT	1.02	DOOR	D	Intact	WHITE	THIRD	305a	Building C	Negative	< LOD	0.32	mg / cm ^2
1595	5/8/2017 09:01	PAINT	1.03	DOOR	C	Intact	WHITE	THIRD	305a	Building C	Negative	< LOD	0.35	mg / cm ^2
1596	5/8/2017 09:02	PAINT	1.03	DOOR	C	Intact	WHITE	THIRD	305a	Building C	Negative	< LOD	0.08	mg / cm ^2
1597	5/8/2017 09:02	PAINT	2.39	WALL	A	Intact	GREEN	THIRD	312	Building C	Negative	< LOD	0.15	mg / cm ^2
1598	5/8/2017 09:03	PAINT	2.22	WALL	B	Intact	GREEN	THIRD	312	Building C	Negative	< LOD	0.04	mg / cm ^2
1599	5/8/2017 09:03	PAINT	2.22	WALL	C	Intact	GREEN	THIRD	312	Building C	Null	< LOD	0.08	mg / cm ^2
1600	5/8/2017 09:03	PAINT	0.85	WALL	D	Intact	GREEN	THIRD	312	Building C	Null	< LOD	0.38	mg / cm ^2
1601	5/8/2017 09:04	PAINT	3.25	WALL	A	Intact	BEIGE	THIRD	312	Building C	Negative	< LOD	0.03	mg / cm ^2
1602	5/8/2017 09:04	PAINT	1.71	WALL	B	Intact	WHITE	THIRD	312	Building C	Negative	< LOD	0.03	mg / cm ^2
1603	5/8/2017 09:05	PAINT	2.22	WALL	D	Intact	WHITE	THIRD	312	Building C	Negative	< LOD	0.03	mg / cm ^2
1604	5/8/2017 09:05	PAINT	3.25	WALL	D	Intact	GREEN dark	THIRD	312	Building C	Negative	< LOD	0.03	mg / cm ^2
1605	5/8/2017 09:07	PAINT	3.58	WALL	A	Intact	GREEN	THIRD	301	Building C	Negative	< LOD	0.03	mg / cm ^2
1606	5/8/2017 09:07	PAINT	1.88	WALL	B	Intact	GREEN	THIRD	301	Building C	Negative	< LOD	0.04	mg / cm ^2
1607	5/8/2017 09:08	PAINT	1.02	WALL	C	Intact	GREEN	THIRD	301	Building C	Null	< LOD	0.2	mg / cm ^2
1608	5/8/2017 09:08	PAINT	1.02	WALL	D	Intact	GREEN	THIRD	301	Building C	Null	< LOD	0.32	mg / cm ^2
1609	5/8/2017 09:08	PAINT	1.03	COLUMN	C	Intact	WHITE	THIRD	301	Building C	Negative	< LOD	0.42	mg / cm ^2
1610	5/8/2017 09:09	PAINT	1.03	CABINET	D	Intact	BEIGE	THIRD	301	Building C	Negative	< LOD	0.27	mg / cm ^2
1611	5/8/2017 09:10	PAINT	0.85	WALL	A	Intact	GREEN	THIRD	315	Building C	Null	< LOD	0.23	mg / cm ^2
1612	5/8/2017 09:10	PAINT	3.41	WALL	B	Intact	GREEN	THIRD	315	Building C	Negative	< LOD	0.05	mg / cm ^2
1613	5/8/2017 09:10	PAINT	2.57	WALL	C	Intact	GREEN	THIRD	315	Building C	Negative	< LOD	0.04	mg / cm ^2
1614	5/8/2017 09:11	PAINT	1.19	WALL	D	Intact	GREEN	THIRD	315	Building C	Null	< LOD	0.09	mg / cm ^2
1615	5/8/2017 09:12	PAINT	2.06	WALL	A	Intact	WHITE	THIRD	316	Building C	Negative	< LOD	0.03	mg / cm ^2
1616	5/8/2017 09:12	PAINT	1.89	WALL	C	Intact	WHITE	THIRD	316	Building C	Negative	< LOD	0.09	mg / cm ^2
1617	5/8/2017 09:12	PAINT	2.4	WALL	D	Intact	WHITE	THIRD	316	Building C	Null	< LOD	0.07	mg / cm ^2
1618	5/8/2017 09:13	PAINT	1.03	WALL	D	Intact	black	THIRD	316	Building C	Negative	< LOD	0.15	mg / cm ^2
1619	5/8/2017 09:14	PAINT	3.24	WALL	A	Intact	GREEN	THIRD	318		Positive	2.5	1.2	mg / cm ^2
1620	5/8/2017 09:15	PAINT	3.26	WALL	B	Intact	GREEN	THIRD	318		Positive	2.2	1.2	mg / cm ^2
1621	5/8/2017 09:15	PAINT	1.37	WALL	C	Intact	GREEN	THIRD	318	Building C	Null	< LOD	0.07	mg / cm ^2
1622	5/8/2017 09:16	PAINT	0.34	WALL	D	Intact	GREEN	THIRD	318	Building C	Null	< LOD	0.26	mg / cm ^2
1623	5/8/2017 09:16	PAINT	0.34	WINDOW	A	Intact	GREEN	THIRD	318		Positive	< LOD	98.55	mg / cm ^2
1624	5/8/2017 09:17	PAINT	1.02	CABINET	A	Intact	GREEN	THIRD	318	Building C	Negative	< LOD	0.67	mg / cm ^2
1625	5/8/2017 09:17	PAINT	1.02	DOOR	D	Intact	WHITE	THIRD	318	Building C	Negative	< LOD	0.27	mg / cm ^2
1626	5/8/2017 09:18	PAINT	1.02	DOOR	D	Intact	WHITE	THIRD	318	Building C	Negative	< LOD	0.16	mg / cm ^2
1627	5/8/2017 09:18	PAINT	2.4	WALL	D	Intact	GREEN	THIRD	318a	Building C	Null	< LOD	0.04	mg / cm ^2
1628	5/8/2017 09:19	PAINT	3.23	WALL	A	Intact	GREEN	THIRD	318b	Building C	Negative	0.07	0.04	mg / cm ^2
1629	5/8/2017 09:20	PAINT	2.22	WALL	A	Intact	GREEN	THIRD	318b	Building C	Negative	< LOD	0.1	mg / cm ^2
1630	5/8/2017 09:20	PAINT	3.26	WALL	A	Intact	GREEN	THIRD	318b	Building C	Negative	< LOD	0.04	mg / cm ^2
1631	5/8/2017 09:20	PAINT	0.34	WALL	A	Intact	GREEN	THIRD	318b	Building C	Null	< LOD	0.2	mg / cm ^2
1632	5/8/2017 09:21	PAINT	1.02	DOOR	B	Intact	WHITE	THIRD	318b	Building C	Negative	< LOD	0.27	mg / cm ^2
1633	5/8/2017 09:21	PAINT	0.34	DOOR	B	Intact	WHITE	THIRD	318b	Building C	Null	< LOD	0.22	mg / cm ^2
1634	5/8/2017 09:21	PAINT	0.34	WINDOW	C	Intact	GREEN	THIRD	318b		Positive	< LOD	102.15	mg / cm ^2
1635	5/8/2017 09:24	PAINT	1.19	WALL	A	Intact	GREEN	THIRD	320&321	Building C	Null	< LOD	0.19	mg / cm ^2
1636	5/8/2017 09:24	PAINT	2.4	WALL	B	Intact	GREEN	THIRD	320&321	Building C	Negative	< LOD	0.05	mg / cm ^2
1637	5/8/2017 09:24	PAINT	1.53	WALL	C	Intact	GREEN	THIRD	320&321	Building C	Null	< LOD	0.2	mg / cm ^2
1638	5/8/2017 09:25	PAINT	1.03	WALL	D	Intact	GREEN	THIRD	320&321	Building C	Null	< LOD	0.16	mg / cm ^2

Hattiesburg Police Department

XRF Results for Building C

Reading No	Time	Type	Duration	Component	Side	Condition	Color	Floor	Room	Section	Results	PbC	PbC Error	Units
1639	5/8/2017 09:26	PAINT	1.36	WALL	A	Intact	GREEN	THIRD	324	Building C	Null	< LOD	0.09	mg / cm ^2
1640	5/8/2017 09:26	PAINT	3.42	WALL	B	Intact	GREEN	THIRD	324	Building C	Negative	< LOD	0.03	mg / cm ^2
1641	5/8/2017 09:26	PAINT	3.24	WALL	C	Intact	GREEN	THIRD	324	Building C	Negative	< LOD	0.04	mg / cm ^2
1642	5/8/2017 09:27	PAINT	3.24	WALL	D	Intact	GREEN	THIRD	324	Building C	Negative	< LOD	0.05	mg / cm ^2
1643	5/8/2017 09:28	PAINT	3.24	WALL	A	Intact	GREEN	THIRD	326&326a	Building C	Negative	< LOD	0.05	mg / cm ^2
1644	5/8/2017 09:28	PAINT	0.68	WALL	B	Intact	GREEN	THIRD	326&326a	Building C	Null	< LOD	0.14	mg / cm ^2
1645	5/8/2017 09:28	PAINT	3.08	WALL	C	Intact	GREEN	THIRD	326&326a	Building C	Negative	< LOD	0.04	mg / cm ^2
1646	5/8/2017 09:28	PAINT	2.72	WALL	D	Intact	GREEN	THIRD	326&326a	Building C	Negative	< LOD	0.09	mg / cm ^2
1647	5/8/2017 09:29	PAINT	1.02	DOOR	A	Intact	WHITE	THIRD	326&326a	Building C	Negative	< LOD	0.78	mg / cm ^2
1648	5/8/2017 09:29	PAINT	1.02	DOOR	A	Intact	WHITE	THIRD	326&326a	Building C	Negative	< LOD	0.24	mg / cm ^2
1649	5/8/2017 09:30	PAINT	0.34	tile	A	Intact	GREEN	THIRD	HALL		Positive	< LOD	4.5	mg / cm ^2
1650	5/8/2017 09:30	PAINT	0.34	tile	A	Intact	BROWN	THIRD	HALL		Positive	< LOD	6.3	mg / cm ^2
1651	5/8/2017 09:31	PAINT	1.03	DOOR doubly	A	Intact	WHITE	THIRD	HALL	Building C	Negative	< LOD	0.36	mg / cm ^2
1652	5/8/2017 09:31	PAINT	1.02	DOOR doubly	A	Intact	WHITE	THIRD	HALL	Building C	Negative	< LOD	0.13	mg / cm ^2
1653	5/8/2017 09:33	PAINT	2.56	WALL	A	Intact	WHITE	THIRD	312	Building C	Null	< LOD	0.03	mg / cm ^2
1654	5/8/2017 09:33	PAINT	3.06	WALL	B	Intact	WHITE	THIRD	312	Building C	Negative	< LOD	0.03	mg / cm ^2
1655	5/8/2017 09:34	PAINT	1.03	WALL	C	Intact	WHITE	THIRD	312	Building C	Negative	< LOD	0.03	mg / cm ^2
1656	5/8/2017 09:35	PAINT	1.7	WALL	D	Intact	GREEN	THIRD	312	Building C	Null	< LOD	0.12	mg / cm ^2
1657	5/8/2017 09:35	PAINT	3.07	WALL	A	Intact	GREEN	THIRD	312	Building C	Negative	< LOD	0.12	mg / cm ^2
1658	5/8/2017 09:36	PAINT	3.25	WALL	A	Intact	GREEN	THIRD	312	Building C	Negative	< LOD	0.03	mg / cm ^2
1659	5/8/2017 09:36	PAINT	2.06	WALL	A	Intact	GREEN	THIRD	312	Building C	Null	< LOD	0.03	mg / cm ^2
1660	5/8/2017 09:37	PAINT	1.02	WINDOW	D	Intact	WHITE	THIRD	312	Building C	Negative	< LOD	0.14	mg / cm ^2
1661	5/8/2017 09:37	PAINT	1.02	WINDOW	D	Intact	WHITE	THIRD	312	Building C	Negative	< LOD	0.16	mg / cm ^2
1662	5/8/2017 09:38	PAINT	1.03	pipe	D	Intact	black	THIRD	312	Building C	Negative	< LOD	0.03	mg / cm ^2
1663	5/8/2017 09:38	PAINT	1.02	pipe	D	Intact	black	THIRD	312	Building C	Negative	< LOD	0.04	mg / cm ^2
1664	5/8/2017 09:38	PAINT	1.19	pipe	D	Intact	black	THIRD	312	Building C	Negative	< LOD	0.03	mg / cm ^2
1665	5/8/2017 09:39	PAINT	1.03	DOOR	D	Intact	WHITE	THIRD	312b	Building C	Negative	< LOD	0.33	mg / cm ^2
1666	5/8/2017 09:39	PAINT	1.02	DOOR	D	Intact	WHITE	THIRD	312b	Building C	Negative	< LOD	0.19	mg / cm ^2
1667	5/8/2017 09:40	PAINT	1.02	WINDOW	B	Intact	WHITE	THIRD	312b	Building C	Negative	< LOD	0.29	mg / cm ^2
1668	5/8/2017 09:40	PAINT	1.02	WINDOW	B	Intact	WHITE	THIRD	312b	Building C	Negative	< LOD	0.15	mg / cm ^2
1669	5/8/2017 09:41	PAINT	2.22	WALL	A	Intact	WHITE	THIRD	312b	Building C	Negative	< LOD	0.05	mg / cm ^2
1670	5/8/2017 09:41	PAINT	2.24	WALL	B	Intact	WHITE	THIRD	312b	Building C	Negative	< LOD	0.03	mg / cm ^2
1671	5/8/2017 09:42	PAINT	2.41	WALL	C	Intact	WHITE	THIRD	312b	Building C	Negative	< LOD	0.08	mg / cm ^2
1672	5/8/2017 09:42	PAINT	2.23	WALL	D	Intact	WHITE	THIRD	312b	Building C	Negative	< LOD	0.04	mg / cm ^2
1673	5/8/2017 09:42	PAINT	1.02	CABINET	C	Intact	GREEN	THIRD	312b	Building C	Negative	< LOD	0.3	mg / cm ^2
1674	5/8/2017 09:42	PAINT	1.03	CABINET	C	Intact	GREEN	THIRD	312b	Building C	Negative	< LOD	0.42	mg / cm ^2
1675	5/8/2017 09:44	PAINT	3.26	WALL	A	Intact	WHITE	THIRD	311	Building C	Negative	< LOD	0.03	mg / cm ^2
1676	5/8/2017 09:45	PAINT	1.2	WALL	B	Intact	WHITE	THIRD	311	Building C	Null	< LOD	0.03	mg / cm ^2
1677	5/8/2017 09:45	PAINT	1.88	WALL	C	Intact	WHITE	THIRD	311	Building C	Null	< LOD	0.03	mg / cm ^2
1678	5/8/2017 09:46	PAINT	2.21	WALL	D	Intact	WHITE	THIRD	311	Building C	Negative	< LOD	0.03	mg / cm ^2
1679	5/8/2017 09:46	PAINT	2.05	WALL	D	Intact	GREEN	THIRD	311	Building C	Negative	< LOD	0.03	mg / cm ^2
1680	5/8/2017 09:48	PAINT	3.42	WALL	A	Intact	GREEN	THIRD	311b	Building C	Negative	< LOD	0.11	mg / cm ^2
1681	5/8/2017 09:49	PAINT	3.25	WALL	B	Intact	GREEN	THIRD	311b	Building C	Negative	< LOD	0.03	mg / cm ^2
1682	5/8/2017 09:49	PAINT	3.25	WALL	C	Intact	GREEN	THIRD	311b	Building C	Negative	< LOD	0.03	mg / cm ^2
1683	5/8/2017 09:49	PAINT	1.02	WALL	D	Intact	GREEN	THIRD	311b	Building C	Negative	< LOD	0.13	mg / cm ^2
1684	5/8/2017 09:50	PAINT	1.03	WINDOW	A	Intact	WHITE	THIRD	311b	Building C	Negative	< LOD	0.11	mg / cm ^2
1685	5/8/2017 09:50	PAINT	1.02	WINDOW	A	Intact	WHITE	THIRD	311b	Building C	Negative	< LOD	0.1	mg / cm ^2
1686	5/8/2017 09:50	PAINT	1.02	WINDOW	C	Intact	WHITE	THIRD	311b	Building C	Negative	< LOD	0.17	mg / cm ^2
1687	5/8/2017 09:50	PAINT	1.03	WINDOW	C	Intact	WHITE	THIRD	311b	Building C	Negative	< LOD	0.21	mg / cm ^2
1688	5/8/2017 09:51	PAINT	1.03	WINDOW	D	Intact	WHITE	THIRD	311c	Building C	Negative	< LOD	0.46	mg / cm ^2
1689	5/8/2017 09:52	PAINT	1.02	WINDOW	D	Intact	WHITE	THIRD	311c	Building C	Negative	< LOD	0.14	mg / cm ^2
1690	5/8/2017 09:52	PAINT	2.05	WALL	A	Intact	WHITE	THIRD	311c	Building C	Negative	< LOD	0.03	mg / cm ^2
1691	5/8/2017 09:52	PAINT	3.25	WALL	B	Intact	WHITE	THIRD	311c	Building C	Negative	< LOD	0.03	mg / cm ^2
1692	5/8/2017 09:53	PAINT	3.26	WALL	C	Intact	WHITE	THIRD	311c	Building C	Negative	< LOD	0.03	mg / cm ^2
1693	5/8/2017 09:53	PAINT	2.74	WALL	D	Intact	WHITE	THIRD	311c	Building C	Negative	< LOD	0.03	mg / cm ^2
1694	5/8/2017 09:54	PAINT	3.25	WALL	A	Intact	WHITE	THIRD	311d	Building C	Negative	< LOD	0.03	mg / cm ^2
1695	5/8/2017 09:54	PAINT	3.25	WALL	B	Intact	WHITE	THIRD	311d	Building C	Negative	< LOD	0.03	mg / cm ^2
1696	5/8/2017 09:54	PAINT	2.22	WALL	C	Intact	WHITE	THIRD	311d	Building C	Negative	< LOD	0.03	mg / cm ^2
1697	5/8/2017 09:54	PAINT	3.08	WALL	D	Intact	WHITE	THIRD	311d	Building C	Negative	< LOD	0.03	mg / cm ^2
1698	5/8/2017 09:55	PAINT	1.02	DOOR	A	Intact	WHITE	THIRD	311d	Building C	Negative	< LOD	0.22	mg / cm ^2
1699	5/8/2017 09:55	PAINT	1.02	DOOR	A	Intact	WHITE	THIRD	311d	Building C	Negative	< LOD	0.24	mg / cm ^2

Hattiesburg Police Department

XRF Results for Building C

Reading No	Time	Type	Duration	Component	Side	Condition	Color	Floor	Room	Section	Results	PbC	PbC Error	Units
1700	5/8/2017 09:56	PAINT	1.02	DOOR eliva	C	Intact	WHITE	THIRD	311d	Building C	Negative	< LOD	0.55	mg / cm ^2
1701	5/8/2017 09:56	PAINT	1.03	DOOR eliva	C	Intact	WHITE	THIRD	311d	Building C	Negative	< LOD	0.11	mg / cm ^2
1702	5/8/2017 09:57	PAINT	3.24	WALL	A	POOR	GREEN	THIRD	HALL by Sec H	Building C	Negative	0.19	0.1	mg / cm ^2
1703	5/8/2017 09:58	PAINT	3.24	WALL	B	POOR	GREEN	THIRD	HALL by Sec H	Building C	Negative	< LOD	0.03	mg / cm ^2
1704	5/8/2017 09:58	PAINT	3.23	WALL	C	POOR	GREEN	THIRD	HALL by Sec H	Building C	Negative	< LOD	0.06	mg / cm ^2
1705	5/8/2017 09:59	PAINT	1.71	WALL	D	POOR	GREEN	THIRD	HALL by Sec H	Building C	Negative	< LOD	0.07	mg / cm ^2
1706	5/8/2017 10:00	PAINT	3.23	WALL	A	INTACT	GREEN	THIRD	310	Building C	Negative	< LOD	0.1	mg / cm ^2
1707	5/8/2017 10:00	PAINT	0.51	WALL	B	INTACT	GREEN	THIRD	310	Building C	Null	< LOD	0.26	mg / cm ^2
1708	5/8/2017 10:01	PAINT	3.24	WALL	C	INTACT	GREEN	THIRD	310	Building C	Negative	0.2	0.09	mg / cm ^2
1709	5/8/2017 10:01	PAINT	2.56	WALL	D	INTACT	GREEN	THIRD	310	Building C	Negative	< LOD	0.16	mg / cm ^2
1710	5/8/2017 10:01	PAINT	1.54	WALL	A	INTACT	BEIGE	THIRD	310	Building C	Negative	< LOD	0.16	mg / cm ^2
1711	5/8/2017 10:02	PAINT	1.02	DOOR	A	INTACT	BEIGE	THIRD	310	Building C	Negative	< LOD	0.31	mg / cm ^2
1712	5/8/2017 10:02	PAINT	1.03	DOOR	A	INTACT	BEIGE	THIRD	310	Building C	Negative	< LOD	0.21	mg / cm ^2
1713	5/8/2017 10:02	PAINT	1.02	DOOR	B	INTACT	BEIGE	THIRD	310	Building C	Negative	< LOD	0.13	mg / cm ^2
1714	5/8/2017 10:03	PAINT	1.03	DOOR	B	INTACT	GREEN	THIRD	310	Building C	Negative	< LOD	0.29	mg / cm ^2
1715	5/8/2017 10:03	PAINT	1.02	CABINET	D	INTACT	BEIGE	THIRD	310	Building C	Negative	< LOD	0.03	mg / cm ^2
1716	5/8/2017 10:04	PAINT	1.03	stairs	D	INTACT	BROWN	THIRD	310	Building C	Negative	< LOD	0.04	mg / cm ^2
1717	5/8/2017 10:04	PAINT	1.02	stairs	D	INTACT	BROWN	THIRD	310	Building C	Negative	< LOD	0.04	mg / cm ^2
1718	5/8/2017 10:05	PAINT	1.02	stairs	D	INTACT	GREEN	THIRD	310	Building C	Negative	< LOD	0.22	mg / cm ^2
1719	5/8/2017 10:05	PAINT	1.02	up stairs	D	INTACT	GREEN	THIRD	310	Building C	Negative	< LOD	0.06	mg / cm ^2
1720	5/8/2017 10:13	PAINT	10.45	Calibration	D	INTACT	GREEN	THIRD	310	Building C	Positive	1.1	0.1	mg / cm ^2
1721	5/8/2017 10:14	PAINT	4.63	Calibration	D	INTACT	GREEN	THIRD	310	Building C	Positive	1	0.1	mg / cm ^2
1722	5/8/2017 10:14	PAINT	1.87	Calibration	D	INTACT	GREEN	THIRD	310	Building C	Positive	1.1	0.3	mg / cm ^2
1723	5/8/2017 10:14	PAINT	1.89	Calibration	D	INTACT	GREEN	THIRD	310	Building C	Negative	0.9	0.3	mg / cm ^2
595	5/5/2017 09:43	SHUTTER_CAL	152.67									2.38	0	cps
596	5/5/2017 09:49	PAINT	7.4	Calibration							Positive	1.1	0.1	mg / cm ^2
597	5/5/2017 09:49	PAINT	1.2	Calibration							Positive	1.6	0.6	mg / cm ^2
598	5/5/2017 09:50	PAINT	7.39	Calibration							Positive	1.1	0.1	mg / cm ^2
599	5/5/2017 09:51	PAINT	15.23	Calibration							Positive	1.1	0.1	mg / cm ^2
600	5/5/2017 09:51	PAINT	1.9	Calibration							Positive	1.1	0.3	mg / cm ^2
689	5/5/2017 11:23	PAINT	3.93	WALL	A	INTACT	YELLOW	THIRD	304	Evidence Room	Negative	< LOD	0.06	mg / cm ^2
690	5/5/2017 11:24	PAINT	7.37	WALL	B	INTACT	YELLOW	THIRD	304	Evidence Room	Null	< LOD	0.6	mg / cm ^2
691	5/5/2017 11:24	PAINT	3.1	WALL	B	INTACT	YELLOW	THIRD	304	Evidence Room	Negative	< LOD	0.03	mg / cm ^2
692	5/5/2017 11:25	PAINT	3.11	WALL	C	INTACT	YELLOW	THIRD	304	Evidence Room	Negative	< LOD	0.03	mg / cm ^2
693	5/5/2017 11:25	PAINT	3.77	WALL	C	INTACT	GREEN	THIRD	308	Evidence Room	Negative	0.14	0.06	mg / cm ^2
694	5/5/2017 11:26	PAINT	10.68	WALL	D	INTACT	BEIGE	THIRD	308	Evidence Room	Null	0.9	0.5	mg / cm ^2
695	5/5/2017 11:27	PAINT	1.2	BASEBOARD	D	INTACT	GREEN	THIRD	308	Evidence Room	Positive	3	1.6	mg / cm ^2
696	5/5/2017 11:27	PAINT	1.03	WINDOW	D	INTACT	BROWN	THIRD	308	Evidence Room	Positive	< LOD	6.15	mg / cm ^2
697	5/5/2017 11:28	PAINT	4.28	WINDOW	D	INTACT	BROWN	THIRD	323	Evidence Room	Negative	0.7	0.3	mg / cm ^2
698	5/5/2017 11:28	PAINT	0.86	DOOR	D	INTACT	BROWN	THIRD	323	Evidence Room	Positive	< LOD	11.7	mg / cm ^2
699	5/5/2017 11:30	PAINT	1.2	DOOR	D	INTACT	BROWN	THIRD	323	Evidence Room	Positive	3.2	1.6	mg / cm ^2
700	5/5/2017 11:30	PAINT	0.86	DOOR	D	INTACT	BROWN	THIRD	323	Evidence Room	Positive	< LOD	12.9	mg / cm ^2
701	5/5/2017 11:31	PAINT	2.24	WALL	D	INTACT	BEIGE	THIRD	325	Evidence Room	Null	< LOD	0.03	mg / cm ^2
702	5/5/2017 11:31	PAINT	1.03	WALL	C	INTACT	BEIGE	THIRD	325	Evidence Room	Positive	< LOD	6.45	mg / cm ^2
703	5/5/2017 11:32	PAINT	2.23	WALL	A	INTACT	BEIGE	THIRD	325	Evidence Room	Positive	< LOD	3.6	mg / cm ^2
704	5/5/2017 11:33	PAINT	4.8	CABINET	D	INTACT	GREEN	THIRD	325	Evidence Room	Null	< LOD	0.03	mg / cm ^2
705	5/5/2017 11:33	PAINT	1.03	CABINET	D	INTACT	GREEN	THIRD	235	Evidence Room	Negative	< LOD	0.24	mg / cm ^2
706	5/5/2017 11:39	PAINT	19.3	Calibration	D	INTACT	GREEN	THIRD	341		Positive	1	0.1	mg / cm ^2
707	5/5/2017 11:39	PAINT	7.56	Calibration	D	INTACT	GREEN	THIRD	341		Positive	1.1	0.1	mg / cm ^2
708	5/5/2017 11:40	PAINT	10.33	Calibration	D	INTACT	GREEN	THIRD	341		Positive	1	0.1	mg / cm ^2

Hattiesburg Police Department XRF Results for Building H

Reading No	Time	Type	Duration	Component	Side	Condition	Color	Floor	Room	Section	Results	PbC	PbC Error	Units
595	5/5/2017 09:43	SHUTTER_CAL	152.67									2.38	0	cps
596	5/5/2017 09:49	PAINT	7.4	Calibration							Positive	1.1	0.1	mg / cm ^2
597	5/5/2017 09:49	PAINT	1.2	Calibration							Positive	1.6	0.6	mg / cm ^2
598	5/5/2017 09:50	PAINT	7.39	Calibration							Positive	1.1	0.1	mg / cm ^2
599	5/5/2017 09:51	PAINT	15.23	Calibration							Positive	1.1	0.1	mg / cm ^2
600	5/5/2017 09:51	PAINT	1.9	Calibration							Positive	1.1	0.3	mg / cm ^2
675	5/5/2017 11:05	PAINT	0.52	WALL	D	INTACT	YELLOW	FIRST	141	Evidence Room	Positive	< LOD	12.15	mg / cm ^2
676	5/5/2017 11:06	PAINT	3.1	WALL	D	INTACT	YELLOW	FIRST	141	Evidence Room	Negative	< LOD	0.03	mg / cm ^2
677	5/5/2017 11:07	PAINT	3.25	WALL	A	INTACT	YELLOW	FIRST	141	Evidence Room	Negative	< LOD	0.05	mg / cm ^2
678	5/5/2017 11:07	PAINT	3.25	WALL	C	INTACT	YELLOW	FIRST	141	Evidence Room	Negative	< LOD	0.08	mg / cm ^2
679	5/5/2017 11:08	PAINT	1.03	WINDOW	D	INTACT	YELLOW	FIRST	141	Evidence Room	Negative	< LOD	0.21	mg / cm ^2
680	5/5/2017 11:08	PAINT	1.03	WINDOW	D	INTACT	YELLOW	FIRST	141	Evidence Room	Negative	< LOD	0.45	mg / cm ^2
681	5/5/2017 11:08	PAINT	1.03	WINDOW	D	INTACT	YELLOW	FIRST	141	Evidence Room	Negative	< LOD	0.51	mg / cm ^2
682	5/5/2017 11:10	PAINT	3.08	CEILING	D	INTACT	YELLOW	FIRST	141	Evidence Room	Positive	2.3	1.1	mg / cm ^2
683	5/5/2017 11:10	PAINT	1.02	CEILING	D	INTACT	YELLOW	FIRST	141	Evidence Room	Negative	< LOD	0.47	mg / cm ^2
684	5/5/2017 11:10	PAINT	1.03	CEILING	D	INTACT	YELLOW	FIRST	141	Evidence Room	Positive	< LOD	5.4	mg / cm ^2
685	5/5/2017 11:13	PAINT	3.11	WALL	A	INTACT	GREEN	FIRST	156	Evidence Room	Negative	< LOD	0.03	mg / cm ^2
686	5/5/2017 11:14	PAINT	5.49	WALL	B	INTACT	YELLOW	FIRST	156	Evidence Room	Negative	< LOD	0.23	mg / cm ^2
687	5/5/2017 11:16	PAINT	1.03	WALL	C	INTACT	YELLOW	FIRST	156	Evidence Room	Positive	< LOD	6.6	mg / cm ^2
688	5/5/2017 11:17	PAINT	3.08	WALL	D	INTACT	YELLOW	FIRST	156	Evidence Room	Negative	< LOD	0.03	mg / cm ^2
706	5/5/2017 11:39	PAINT	19.3	Calibration							Positive	1	0.1	mg / cm ^2
707	5/5/2017 11:39	PAINT	7.56	Calibration							Positive	1.1	0.1	mg / cm ^2
708	5/5/2017 11:40	PAINT	10.33	Calibration							Positive	1	0.1	mg / cm ^2
709	5/5/2017 12:49	SHUTTER_CAL	152.82									2.18	0	cps
710	5/5/2017 12:53	PAINT	17.68	Calibration							Positive	1	0.1	mg / cm ^2
711	5/5/2017 12:53	PAINT	1.89	Calibration							Positive	1	0.3	mg / cm ^2
712	5/5/2017 12:54	PAINT	6.02	Calibration							Negative	0.9	0.1	mg / cm ^2
713	5/5/2017 13:00	PAINT	3.08	WALL	A	INTACT	BEIGE	FIRST	142	Building H	Negative	< LOD	0.04	mg / cm ^2
714	5/5/2017 13:01	PAINT	4.79	WALL	B	INTACT	BEIGE	FIRST	142	Building H	Negative	< LOD	1.14	mg / cm ^2
715	5/5/2017 13:01	PAINT	3.1	WALL	C	INTACT	BEIGE	FIRST	142	Building H	Negative	< LOD	0.03	mg / cm ^2
716	5/5/2017 13:02	PAINT	4.63	WALL	D	INTACT	BEIGE	FIRST	142	Building H	Null	< LOD	0.22	mg / cm ^2
717	5/5/2017 13:02	PAINT	1.21	WINDOW	D	INTACT	BEIGE	FIRST	142	Building H	Positive	< LOD	5.55	mg / cm ^2
718	5/5/2017 13:02	PAINT	1.03	WINDOW	D	INTACT	BEIGE	FIRST	142	Building H	Positive	< LOD	6.45	mg / cm ^2
719	5/5/2017 13:03	PAINT	1.54	TRIM	D	INTACT	RED	FIRST	142	Building H	Positive	< LOD	5.1	mg / cm ^2
720	5/5/2017 13:04	PAINT	1.54	BASEBOARD	B	INTACT	RED	FIRST	142	Building H	Positive	< LOD	5.25	mg / cm ^2
721	5/5/2017 13:05	PAINT	1.03	DOOR	C	INTACT	RED	FIRST	142	Building H	Negative	< LOD	0.38	mg / cm ^2
722	5/5/2017 13:05	PAINT	1.03	DOOR	C	INTACT	RED	FIRST	142	Building H	Negative	< LOD	0.61	mg / cm ^2
723	5/5/2017 13:05	PAINT	1.03	DOOR	B	INTACT	RED	FIRST	142	Building H	Positive	< LOD	6.45	mg / cm ^2
724	5/5/2017 13:05	PAINT	1.03	DOOR	B	INTACT	RED	FIRST	142	Building H	Positive	8.5	5.1	mg / cm ^2
725	5/5/2017 13:06	PAINT	1.03	DOOR	B	INTACT	RED	FIRST	142	Building H	Negative	< LOD	0.62	mg / cm ^2
726	5/5/2017 13:06	PAINT	1.03	DOOR	B	INTACT	BEIGE	FIRST	142	Building H	Positive	< LOD	6.3	mg / cm ^2
727	5/5/2017 13:06	PAINT	1.2	DOOR	B	INTACT	BEIGE	FIRST	142	Building H	Positive	< LOD	5.25	mg / cm ^2
728	5/5/2017 13:09	PAINT	1.03	DOOR	C	INTACT	YELLOW	FIRST	142-hall	Building H	Negative	< LOD	0.04	mg / cm ^2
729	5/5/2017 13:09	PAINT	1.02	DOOR	C	INTACT	YELLOW	FIRST	142-hall	Building H	Negative	< LOD	0.03	mg / cm ^2
730	5/5/2017 13:09	PAINT	1.02	DOOR	C	INTACT	YELLOW	FIRST	142-hall	Building H	Negative	< LOD	0.04	mg / cm ^2
731	5/5/2017 13:09	PAINT	1.03	DOOR	C	INTACT	BEIGE	FIRST	142-hall	Building H	Negative	< LOD	0.04	mg / cm ^2
732	5/5/2017 13:10	PAINT	2.06	WALL	C	INTACT	BEIGE	FIRST	142-hall	Building H	Negative	< LOD	0.03	mg / cm ^2
733	5/5/2017 13:11	PAINT	8.21	WALL	D	INTACT	BEIGE	FIRST	142-hall	Building H	Negative	< LOD	0.9	mg / cm ^2
734	5/5/2017 13:11	PAINT	2.06	WALL	A	INTACT	BEIGE	FIRST	142-hall	Building H	Negative	< LOD	0.11	mg / cm ^2
735	5/5/2017 13:12	PAINT	3.08	WALL	B	INTACT	BEIGE	FIRST	142-hall	Building H	Negative	< LOD	1.39	mg / cm ^2
736	5/5/2017 13:12	PAINT	1.03	WALL	B	INTACT	BEIGE	FIRST	142-hall	Building H	Negative	< LOD	0.05	mg / cm ^2
737	5/5/2017 13:12	PAINT	1.02	WALL	B	INTACT	BEIGE	FIRST	142-hall	Building H	Negative	< LOD	0.05	mg / cm ^2
738	5/5/2017 13:12	PAINT	1.71	BASEBOARD	D	INTACT	BEIGE	FIRST	142-hall	Building H	Positive	< LOD	5.1	mg / cm ^2
739	5/5/2017 13:13	PAINT	1.19	BASEBOARD	A	INTACT	BEIGE	FIRST	142-hall	Building H	Positive	< LOD	6.3	mg / cm ^2
740	5/5/2017 13:15	PAINT	3.1	WALL	B	INTACT	BEIGE	FIRST	141hall	Building H	Positive	2.6	1.2	mg / cm ^2
741	5/5/2017 13:16	PAINT	7.74	WALL	C	INTACT	BEIGE	FIRST	141hall	Building H	Negative	< LOD	0.03	mg / cm ^2
742	5/5/2017 13:16	PAINT	1.03	DOOR	C	INTACT	BEIGE	FIRST	141hall	Building H	Negative	< LOD	0.25	mg / cm ^2
743	5/5/2017 13:17	PAINT	1.2	DOOR	D	INTACT	YELLOW	FIRST	141hall	Building H	Negative	< LOD	0.48	mg / cm ^2
744	5/5/2017 13:17	PAINT	1.03	DOOR	D	INTACT	YELLOW	FIRST	141hall	Building H	Negative	< LOD	0.2	mg / cm ^2
745	5/5/2017 13:17	PAINT	2.06	WALL	D	INTACT	BEIGE	FIRST	141hall	Building H	Negative	< LOD	0.03	mg / cm ^2
746	5/5/2017 13:19	PAINT	1.88	WALL	D	INTACT	BEIGE	FIRST	139hall	Building H	Negative	< LOD	0.03	mg / cm ^2

Hattiesburg Police Department XRF Results for Building H

Reading No	Time	Type	Duration	Component	Side	Condition	Color	Floor	Room	Section	Results	PbC	PbC Error	Units
747	5/5/2017 13:19	PAINT	5.32	WALL	B	INTACT	BEIGE	FIRST	139hall	Building H	Negative	< LOD	1.07	mg / cm ^2
748	5/5/2017 13:20	PAINT	2.23	BASEBOARD	B	INTACT	BEIGE	FIRST	139hall	Building H	Negative	< LOD	0.09	mg / cm ^2
749	5/5/2017 13:20	PAINT	2.92	BASEBOARD	B	INTACT	BEIGE	FIRST	139hall	Building H	Negative	< LOD	0.03	mg / cm ^2
750	5/5/2017 13:21	PAINT	3.78	BASEBOARD	B	INTACT	BEIGE	FIRST	139hall	Building H	Negative	< LOD	0.03	mg / cm ^2
751	5/5/2017 13:21	PAINT	0.68	DOOR	B	INTACT	BEIGE	FIRST	139hall	Building H	Positive	< LOD	14.4	mg / cm ^2
752	5/5/2017 13:21	PAINT	0.86	DOOR	B	INTACT	YELLOW	FIRST	139hall	Building H	Positive	< LOD	12.15	mg / cm ^2
753	5/5/2017 13:22	PAINT	1.03	DOOR	D	INTACT	YELLOW	FIRST	139hall	Building H	Negative	< LOD	0.03	mg / cm ^2
754	5/5/2017 13:22	PAINT	1.2	DOOR	D	INTACT	BEIGE	FIRST	139hall	Building H	Negative	< LOD	0.03	mg / cm ^2
755	5/5/2017 13:23	PAINT	1.03	DOOR	D	INTACT	BEIGE	FIRST	139hall	Building H	Negative	< LOD	0.03	mg / cm ^2
756	5/5/2017 13:23	PAINT	1.03	DOOR	D	INTACT	BEIGE	FIRST	139hall	Building H	Negative	< LOD	0.04	mg / cm ^2
757	5/5/2017 13:23	PAINT	1.03	DOOR	A	INTACT	BLUE	FIRST	136	Building H	Negative	< LOD	0.04	mg / cm ^2
758	5/5/2017 13:24	PAINT	1.2	WALL	A	INTACT	BEIGE	FIRST	136	Building H	Negative	< LOD	0.03	mg / cm ^2
759	5/5/2017 13:24	PAINT	1.19	WALL	B	INTACT	BEIGE	FIRST	136	Building H	Negative	< LOD	0.03	mg / cm ^2
760	5/5/2017 13:24	PAINT	0.68	WALL	C	INTACT	BEIGE	FIRST	136	Building H	Null	< LOD	0.03	mg / cm ^2
761	5/5/2017 13:25	PAINT	1.2	WALL	D	INTACT	BEIGE	FIRST	136	Building H	Negative	< LOD	0.03	mg / cm ^2
762	5/5/2017 13:25	PAINT	1.55	BASEBOARD	D	INTACT	BEIGE	FIRST	136	Building H	Negative	< LOD	0.03	mg / cm ^2
763	5/5/2017 13:27	PAINT	4.29	BASEBOARD	D	INTACT	BLUE	FIRST	136hall	Building H	Negative	< LOD	0.03	mg / cm ^2
764	5/5/2017 13:27	PAINT	1.54	WALL	D	INTACT	BEIGE	FIRST	136hall	Building H	Negative	< LOD	0.03	mg / cm ^2
765	5/5/2017 13:28	PAINT	1.55	WALL	C	INTACT	BEIGE	FIRST	136hall	Building H	Negative	< LOD	0.03	mg / cm ^2
766	5/5/2017 13:28	PAINT	1.55	WALL	B	INTACT	BEIGE	FIRST	136hall	Building H	Negative	< LOD	0.03	mg / cm ^2
767	5/5/2017 13:28	PAINT	2.74	WALL	A	INTACT	BEIGE	FIRST	136hall	Building H	Null	< LOD	0.04	mg / cm ^2
768	5/5/2017 13:30	PAINT	1.03	CABINET	B	INTACT	BEIGE	FIRST	139	Building H	Negative	< LOD	0.04	mg / cm ^2
769	5/5/2017 13:30	PAINT	0.68	CABINET	B	INTACT	WHITE	FIRST	139	Building H	Null	< LOD	0.03	mg / cm ^2
770	5/5/2017 13:31	PAINT	1.02	CABINET	D	INTACT	BROWN	FIRST	139	Building H	Negative	< LOD	0.09	mg / cm ^2
771	5/5/2017 13:32	PAINT	4.29	WALL	D	INTACT	BEIGE	FIRST	139	Building H	Negative	< LOD	1.24	mg / cm ^2
772	5/5/2017 13:32	PAINT	2.07	WALL	C	INTACT	GREEN	FIRST	139	Building H	Negative	< LOD	0.03	mg / cm ^2
773	5/5/2017 13:32	PAINT	4.29	WALL	B	INTACT	GREEN	FIRST	139	Building H	Negative	< LOD	1.14	mg / cm ^2
774	5/5/2017 13:33	PAINT	1.03	DOOR	D	INTACT	BEIGE	FIRST	139	Building H	Negative	< LOD	0.05	mg / cm ^2
775	5/5/2017 13:33	PAINT	0.69	DOOR	D	INTACT	BEIGE	FIRST	139	Building H	Null	< LOD	0.06	mg / cm ^2
776	5/5/2017 13:33	PAINT	1.55	WALL	A	INTACT	BEIGE	FIRST	139	Building H	Null	< LOD	0.03	mg / cm ^2
777	5/5/2017 13:34	PAINT	3.44	WALL	B	INTACT	BEIGE	FIRST	139	Building H	Negative	< LOD	0.03	mg / cm ^2
778	5/5/2017 13:34	PAINT	0.34	WALL	C	INTACT	WHITE	FIRST	139	Building H	Null	< LOD	0.03	mg / cm ^2
779	5/5/2017 13:34	PAINT	1.02	DOOR	B	INTACT	BEIGE	FIRST	139	Building H	Negative	< LOD	0.03	mg / cm ^2
780	5/5/2017 13:35	PAINT	1.03	DOOR	B	INTACT	BEIGE	FIRST	139	Building H	Negative	< LOD	0.06	mg / cm ^2
781	5/5/2017 13:35	PAINT	3.95	CEILING	B	INTACT	GREEN	FIRST	139	Building H	Negative	< LOD	0.04	mg / cm ^2
782	5/5/2017 13:37	PAINT	2.74	WALL	B	INTACT	BEIGE	FIRST	156hall	Building H	Negative	< LOD	0.03	mg / cm ^2
788	5/5/2017 13:47	PAINT	1.03	DOOR	C	INTACT	black	FIRST	156hall	Building H	Negative	< LOD	0.41	mg / cm ^2
789	5/5/2017 13:48	PAINT	1.03	DOOR	C	INTACT	black	FIRST	156hall	Building H	Negative	< LOD	0.44	mg / cm ^2
790	5/5/2017 13:48	PAINT	1.03	DOOR	D	INTACT	black	FIRST	156hall	Building H	Negative	< LOD	0.21	mg / cm ^2
791	5/5/2017 13:48	PAINT	1.03	DOOR	D	INTACT	black	FIRST	156hall	Building H	Negative	< LOD	0.17	mg / cm ^2
792	5/5/2017 13:48	PAINT	1.03	DOOR	C	INTACT	black	FIRST	156hall	Building H	Negative	< LOD	0.46	mg / cm ^2
793	5/5/2017 13:49	PAINT	1.03	RISER	B	INTACT	black	FIRST	156hall	Building H	Negative	< LOD	0.03	mg / cm ^2
794	5/5/2017 13:49	PAINT	1.03	WALL	A	INTACT	BEIGE	FIRST	156hall	Building H	Negative	< LOD	0.04	mg / cm ^2
795	5/5/2017 13:49	PAINT	1.03	WALL	A	INTACT	BEIGE	FIRST	156hall	Building H	Negative	< LOD	0.03	mg / cm ^2
796	5/5/2017 13:50	PAINT	2.92	WALL	D	INTACT	BEIGE	FIRST	156hall	Building H	Negative	< LOD	0.03	mg / cm ^2
797	5/5/2017 13:50	PAINT	1.2	WALL	D	INTACT	BEIGE	FIRST	156hall	Building H	Negative	< LOD	0.03	mg / cm ^2
798	5/5/2017 13:50	PAINT	1.03	WALL	B	INTACT	BEIGE	FIRST	156hall	Building H	Negative	< LOD	0.05	mg / cm ^2
799	5/5/2017 13:51	PAINT	2.23	WALL	C	INTACT	BEIGE	FIRST	156hall	Building H	Negative	< LOD	0.03	mg / cm ^2
800	5/5/2017 13:51	PAINT	1.2	WALL	C	INTACT	YELLOW	FIRST	156hall	Building H	Negative	< LOD	0.05	mg / cm ^2
801	5/5/2017 13:52	PAINT	1.03	DOOR	B	INTACT	black	FIRST	156hall	building H	Negative	< LOD	0.03	mg / cm ^2
802	5/5/2017 13:52	PAINT	1.03	DOOR	B	INTACT	black	FIRST	156hall	Building H	Negative	< LOD	0.05	mg / cm ^2
803	5/5/2017 13:57	PAINT	1.38	WALL	D	INTACT	YELLOW	FIRST	156hall	Building H	Negative	< LOD	0.03	mg / cm ^2
804	5/5/2017 13:58	PAINT	1.2	WALL	B	INTACT	YELLOW	FIRST	156hall	Building H	Negative	< LOD	0.03	mg / cm ^2
805	5/5/2017 13:58	PAINT	2.24	WALL	D	INTACT	BEIGE	FIRST	156hall	Building H	Negative	< LOD	0.03	mg / cm ^2
806	5/5/2017 13:59	PAINT	1.03	DOOR	A	INTACT	BLUE	FIRST	156hall	Building H	Negative	< LOD	0.28	mg / cm ^2
807	5/5/2017 13:59	PAINT	1.03	DOOR	A	INTACT	BLUE	FIRST	156hall	Building H	Negative	< LOD	0.04	mg / cm ^2
808	5/5/2017 13:59	PAINT	1.03	DOOR	A	INTACT	BLUE	FIRST	156hall	Building H	Negative	< LOD	0.41	mg / cm ^2
809	5/5/2017 13:59	PAINT	1.03	DOOR	A	INTACT	BLUE	FIRST	156hall	Building H	Negative	< LOD	0.9	mg / cm ^2
810	5/5/2017 14:00	PAINT	3.25	BASEBOARD	A	INTACT	BLUE	FIRST	156hall	Building H	Negative	< LOD	0.03	mg / cm ^2
811	5/5/2017 14:00	PAINT	1.03	DOOR	C	INTACT	BLUE	FIRST	156hall	Building H	Negative	< LOD	0.2	mg / cm ^2
812	5/5/2017 14:00	PAINT	1.03	DOOR	C	INTACT	BLUE	FIRST	156hall	Building H	Negative	< LOD	0.1	mg / cm ^2

Hattiesburg Police Department XRF Results for Building H

Reading No	Time	Type	Duration	Component	Side	Condition	Color	Floor	Room	Section	Results	PbC	PbC Error	Units
813	5/5/2017 14:01	PAINT	1.89	WALL	C	INTACT	BLUE	FIRST	156hall	Building H	Negative	< LOD	0.03	mg / cm ^2
814	5/5/2017 14:01	PAINT	5.32	WALL	C	INTACT	BLUE	FIRST	156hall	Building H	Negative	< LOD	1.02	mg / cm ^2
815	5/5/2017 14:02	PAINT	1.02	WALL	C	INTACT	YELLOW	FIRST	156hall	Building H	Negative	< LOD	0.09	mg / cm ^2
893	5/5/2017 14:45	PAINT	7.06	Calibration							Positive	1	0.1	mg / cm ^2
894	5/5/2017 14:46	PAINT	3.25	Calibration							Positive	1.2	0.2	mg / cm ^2
895	5/5/2017 14:46	PAINT	10.48	Calibration							Positive	1	0.1	mg / cm ^2
896	5/5/2017 14:47	PAINT	8.93	Calibration							Positive	1	0.1	mg / cm ^2
1079	5/6/2017 08:12	SHUTTER_CAL	154.65									2.18	0	cps
1080	5/6/2017 08:14	PAINT	18.39	Calibration							Positive	1	0.1	mg / cm ^2
1081	5/6/2017 08:14	PAINT	2.92	Calibration							Positive	0.8	0.2	mg / cm ^2
1082	5/6/2017 08:15	PAINT	7.36	Calibration							Positive	1.1	0.1	mg / cm ^2
1083	5/6/2017 08:26	PAINT	1.03	WALL	A	INTACT	BEIGE	FIRST	138hall	Building H	Negative	< LOD	0.03	mg / cm ^2
1084	5/6/2017 08:27	PAINT	2.76	WALL	B	INTACT	BEIGE	FIRST	138hall	Building H	Negative	< LOD	0.03	mg / cm ^2
1085	5/6/2017 08:27	PAINT	2.58	WALL	C	INTACT	BEIGE	FIRST	138hall	Building H	Negative	< LOD	0.03	mg / cm ^2
1086	5/6/2017 08:27	PAINT	3.24	WALL	D	INTACT	BEIGE	FIRST	138hall	Building H	Negative	< LOD	0.03	mg / cm ^2
1087	5/6/2017 08:28	PAINT	1.02	DOOR	A	INTACT	BEIGE	FIRST	138hall	Building H	Negative	< LOD	0.04	mg / cm ^2
1088	5/6/2017 08:28	PAINT	1.03	DOOR	A	INTACT	BEIGE	FIRST	138hall	Building H	Negative	< LOD	0.05	mg / cm ^2
1089	5/6/2017 08:28	PAINT	1.03	DOOR	B	INTACT	BEIGE	FIRST	138hall	Building H	Negative	< LOD	0.09	mg / cm ^2
1090	5/6/2017 08:28	PAINT	1.03	DOOR	B	INTACT	BEIGE	FIRST	138hall	Building H	Negative	< LOD	0.03	mg / cm ^2
1091	5/6/2017 08:29	PAINT	1.2	DOOR	D	INTACT	BEIGE	FIRST	138hall	Building H	Negative	< LOD	0.03	mg / cm ^2
1092	5/6/2017 08:29	PAINT	3.09	DOOR	D	INTACT	BEIGE	FIRST	138hall	Building H	Negative	< LOD	1.14	mg / cm ^2
1093	5/6/2017 08:29	PAINT	0.85	DOOR	D	INTACT	BEIGE	FIRST	138hall	Building H	Positive	< LOD	11.25	mg / cm ^2
1094	5/6/2017 08:29	PAINT	1.03	DOOR	D	INTACT	BEIGE	FIRST	138hall	Building H	Positive	7.7	5	mg / cm ^2
1095	5/6/2017 08:30	PAINT	1.04	DOOR	D	INTACT	black	FIRST	138hall	Building H	Negative	< LOD	0.03	mg / cm ^2
1096	5/6/2017 08:30	PAINT	1.02	DOOR	D	INTACT	black	FIRST	138hall	Building H	Negative	< LOD	0.04	mg / cm ^2
1097	5/6/2017 08:31	PAINT	1.02	DOOR	D	INTACT	black	FIRST	138hall	Building H	Negative	< LOD	0.04	mg / cm ^2
1098	5/6/2017 08:31	PAINT	1.02	DOOR	A	INTACT	black	FIRST	138hall	Building H	Negative	< LOD	0.06	mg / cm ^2
1099	5/6/2017 08:31	PAINT	1.02	DOOR	A	INTACT	black	FIRST	138hall	Building H	Negative	< LOD	0.44	mg / cm ^2
1100	5/6/2017 08:31	PAINT	1.02	DOOR	B	INTACT	black	FIRST	138hall	Building H	Negative	< LOD	0.2	mg / cm ^2
1101	5/6/2017 08:32	PAINT	3.6	WALL	A	INTACT	GREEN	FIRST	138	Building H	Negative	< LOD	0.03	mg / cm ^2
1102	5/6/2017 08:33	PAINT	2.22	WALL	A	INTACT	GREEN	FIRST	138	Building H	Null	< LOD	0.03	mg / cm ^2
1103	5/6/2017 08:33	PAINT	3.08	WALL	A	INTACT	GREEN	FIRST	138	Building H	Negative	< LOD	0.04	mg / cm ^2
1104	5/6/2017 08:34	PAINT	3.41	WALL	A	INTACT	WHITE	FIRST	138	Building H	Negative	< LOD	0.08	mg / cm ^2
1105	5/6/2017 08:34	PAINT	2.4	WALL	A	INTACT	WHITE	FIRST	138	Building H	Negative	< LOD	0.03	mg / cm ^2
1106	5/6/2017 08:35	PAINT	3.26	WALL	A	INTACT	WHITE	FIRST	138	Building H	Negative	< LOD	0.03	mg / cm ^2
1107	5/6/2017 08:37	PAINT	0.68	WINDOW	D	INTACT	GREEN	FIRST	138	Building H	Positive	< LOD	8.25	mg / cm ^2
1108	5/6/2017 08:37	PAINT	0.69	WINDOW	D	INTACT	GREEN	FIRST	138	Building H	Positive	< LOD	15.9	mg / cm ^2
1109	5/6/2017 08:38	PAINT	0.52	WINDOW	A	INTACT	GREEN	FIRST	138	building H	Positive	< LOD	9	mg / cm ^2
1110	5/6/2017 08:38	PAINT	0.69	WINDOW	A	INTACT	GREEN	FIRST	138	Building H	Positive	< LOD	5.25	mg / cm ^2
1111	5/6/2017 08:39	PAINT	3.25	WINDOW	A	INTACT	WHITE	FIRST	138	Building H	Positive	2.2	0.9	mg / cm ^2
1112	5/6/2017 08:39	PAINT	1.03	WINDOW	A	INTACT	WHITE	FIRST	138	Building H	Negative	< LOD	0.48	mg / cm ^2
1113	5/6/2017 08:39	PAINT	1.37	WINDOW	D	INTACT	WHITE	FIRST	138	Building H	Positive	< LOD	4.05	mg / cm ^2
1114	5/6/2017 08:39	PAINT	1.2	WINDOW	D	INTACT	WHITE	FIRST	138	Building H	Positive	< LOD	4.5	mg / cm ^2
1115	5/6/2017 08:40	PAINT	1.03	CABINET	C	INTACT	GREEN	FIRST	138	Building H	Negative	< LOD	0.28	mg / cm ^2
1116	5/6/2017 08:41	PAINT	0.34	CABINET	A	INTACT	BEIGE	FIRST	138	Building H	Null	< LOD	0.08	mg / cm ^2
1117	5/6/2017 08:41	PAINT	1.03	CABINET	B	INTACT	WHITE	FIRST	138	Building H	Negative	< LOD	0.04	mg / cm ^2
1118	5/6/2017 08:42	PAINT	1.04	CABINET	B	INTACT	WHITE	FIRST	138	Building H	Negative	< LOD	0.03	mg / cm ^2
1119	5/6/2017 08:42	PAINT	1.03	CABINET-column	B	INTACT	WHITE	FIRST	138	Building H	Negative	< LOD	0.33	mg / cm ^2
1120	5/6/2017 08:43	PAINT	0.86	CABINET-column	B	INTACT	WHITE	FIRST	138	Building H	Null	< LOD	0.03	mg / cm ^2
1121	5/6/2017 08:43	PAINT	3.08	COLUMN	B	INTACT	WHITE	FIRST	138	Building H	Negative	< LOD	0.03	mg / cm ^2
1122	5/6/2017 08:44	PAINT	3.09	COLUMN	B	INTACT	WHITE	FIRST	138	Building H	Negative	< LOD	0.03	mg / cm ^2
1123	5/6/2017 08:44	PAINT	3.24	COLUMN	B	INTACT	WHITE	FIRST	138	Building H	Negative	< LOD	0.03	mg / cm ^2
1124	5/6/2017 08:46	PAINT	1.03	pipe	B	INTACT	black	FIRST	138	Building H	Negative	< LOD	0.04	mg / cm ^2
1125	5/6/2017 08:46	PAINT	1.03	pipe	B	INTACT	black	FIRST	138	Building H	Negative	< LOD	0.04	mg / cm ^2
1126	5/6/2017 08:47	PAINT	1.02	DOOR	B	INTACT	WHITE	FIRST	138a	Building H	Negative	< LOD	0.24	mg / cm ^2
1127	5/6/2017 08:47	PAINT	1.02	DOOR	B	INTACT	WHITE	FIRST	138a	Building H	Negative	< LOD	0.23	mg / cm ^2
1128	5/6/2017 08:49	PAINT	1.03	WINDOW	A	INTACT	GREEN	FIRST	138a	Building H	Positive	6.1	3.9	mg / cm ^2
1129	5/6/2017 08:49	PAINT	1.02	WINDOW	A	INTACT	GREEN	FIRST	138a	Building H	Negative	< LOD	0.04	mg / cm ^2
1130	5/6/2017 08:49	PAINT	1.03	WINDOW	A	INTACT	GREEN	FIRST	138a	Building H	Negative	< LOD	0.04	mg / cm ^2
1131	5/6/2017 08:50	PAINT	9.06	WALL	A	INTACT	GREEN	FIRST	138a	Building H	Null	0.21	0.07	mg / cm ^2
1132	5/6/2017 08:52	PAINT	14.37	WALL	A	INTACT	GREEN	FIRST	138a	Building H	Null	0.23	0.06	mg / cm ^2

Hattiesburg Police Department XRF Results for Building H

Reading No	Time	Type	Duration	Component	Side	Condition	Color	Floor	Room	Section	Results	PbC	PbC Error	Units
1133	5/6/2017 08:52	PAINT	1.03	WALL	A	INTACT	GREEN	FIRST	138a	Building H	Negative	< LOD	0.64	mg / cm ^2
1134	5/6/2017 08:53	PAINT	6.53	WALL	A	INTACT	GREEN	FIRST	138a	Building H	Null	< LOD	0.03	mg / cm ^2
1135	5/6/2017 08:53	PAINT	1.37	WALL	A	INTACT	GREEN-dark	FIRST	138a	Building H	Null	< LOD	0.03	mg / cm ^2
1136	5/6/2017 08:54	PAINT	10.59	WALL	A	INTACT	GREEN-dark	FIRST	138a	Building H	Null	0.19	0.06	mg / cm ^2
1137	5/6/2017 08:55	PAINT	0.86	WALL	A	INTACT	GREEN-dark	FIRST	138a	Building H	Null	< LOD	0.72	mg / cm ^2
1138	5/6/2017 08:55	PAINT	0.51	WALL	A	INTACT	GREEN-dark	FIRST	138a	Building H	Null	< LOD	0.05	mg / cm ^2
1139	5/6/2017 08:56	PAINT	1.02	CEILING	A	INTACT	BEIGE	FIRST	138a	Building H	Null	< LOD	0.03	mg / cm ^2
1298	5/6/2017 10:08	PAINT	7.89	Calibration							Positive	1.1	0.1	mg / cm ^2
1299	5/6/2017 10:10	PAINT	19.96	Calibration							Positive	1	0.1	mg / cm ^2
1300	5/6/2017 10:11	PAINT	16.31	Calibration							Positive	1	0.1	mg / cm ^2
1805	5/8/2017 11:27	PAINT	1.2	WALL	A	INTACT	BEIGE	FIRST	136	Building H	Negative	< LOD	0.03	mg / cm ^2
1806	5/8/2017 11:27	PAINT	0.17	WALL	A	INTACT	BEIGE	FIRST	136	Building H	Null	< LOD	0.03	mg / cm ^2
1807	5/8/2017 11:27	PAINT	1.89	WALL	A	INTACT	BEIGE	FIRST	136	Building H	Negative	< LOD	0.03	mg / cm ^2
1808	5/8/2017 11:27	PAINT	0.69	WALL	A	INTACT	BEIGE	FIRST	136	Building H	Null	< LOD	0.14	mg / cm ^2
1809	5/8/2017 11:28	PAINT	2.4	WALL	A	INTACT	BEIGE	FIRST	137	Building H	Negative	< LOD	0.03	mg / cm ^2
1810	5/8/2017 11:28	PAINT	1.2	WALL	A	INTACT	BEIGE	FIRST	137	Building H	Negative	< LOD	0.03	mg / cm ^2
1811	5/8/2017 11:29	PAINT	3.24	WALL	A	INTACT	BEIGE	FIRST	137	Building H	Negative	< LOD	0.03	mg / cm ^2
1812	5/8/2017 11:29	PAINT	1.2	WALL	A	INTACT	BEIGE	FIRST	137	Building H	Positive	7.8	4.8	mg / cm ^2
1813	5/8/2017 11:29	PAINT	1.36	WALL	D	INTACT	BEIGE	FIRST	137	Building H	Positive	< LOD	5.85	mg / cm ^2
1814	5/8/2017 11:30	PAINT	1.2	WALL	D	INTACT	BEIGE	FIRST	137	Building H	Negative	< LOD	0.03	mg / cm ^2
1815	5/8/2017 11:30	PAINT	1.19	DOOR	D	INTACT	BROWN	FIRST	137	Building H	Negative	< LOD	0.76	mg / cm ^2
1816	5/8/2017 11:30	PAINT	1.03	DOOR	D	INTACT	BROWN	FIRST	137	Building H	Negative	< LOD	0.54	mg / cm ^2
1817	5/8/2017 11:31	PAINT	1.03	DOOR	C	INTACT	BROWN	FIRST	137	Building H	Negative	< LOD	0.03	mg / cm ^2
1818	5/8/2017 11:31	PAINT	1.02	DOOR	C	INTACT	BROWN	FIRST	137	Building H	Negative	< LOD	0.04	mg / cm ^2
1819	5/8/2017 11:31	PAINT	1.02	DOOR	C	INTACT	BLUE	FIRST	137	Building H	Negative	< LOD	0.03	mg / cm ^2
1820	5/8/2017 11:31	PAINT	1.02	DOOR	C	INTACT	BLUE	FIRST	137	building H	Negative	< LOD	0.03	mg / cm ^2
1821	5/8/2017 11:32	PAINT	1.03	CABINET	B	INTACT	BEIGE	FIRST	137	Building H	Negative	< LOD	0.05	mg / cm ^2
1822	5/8/2017 11:34	PAINT	2.57	Calibration							Positive	1.3	0.3	mg / cm ^2
1823	5/8/2017 11:35	PAINT	9.76	Calibration							Positive	1	0.1	mg / cm ^2
1824	5/8/2017 11:36	PAINT	7.52	Calibration							Positive	1.1	0.1	mg / cm ^2
1825	5/8/2017 11:36	PAINT	10.95	Calibration							Positive	1	0.1	mg / cm ^2
1826	5/10/2017 10:39	SHUTTER_CAL	152.66									2.27	0	cps
1827	5/10/2017 10:40	PAINT	7.34	Calibration							Positive	1.1	0.1	mg / cm ^2
1828	5/10/2017 10:41	PAINT	7.49	Calibration							Positive	1.1	0.1	mg / cm ^2
1829	5/10/2017 10:41	PAINT	3.24	Calibration							Positive	1.2	0.2	mg / cm ^2
1830	5/10/2017 10:45	PAINT	1.7	WALL	A	POOR	Beige	First	H108	Building H	Negative	< LOD	0.03	mg / cm ^2
1831	5/10/2017 10:46	PAINT	3.22	WALL	B	POOR	Beige	First	H108	Building H	Negative	< LOD	0.03	mg / cm ^2
1832	5/10/2017 10:46	PAINT	3.22	WALL	C	POOR	Beige	First	H108	Building H	Negative	< LOD	0.04	mg / cm ^2
1833	5/10/2017 10:47	PAINT	4.6	WALL	D		Beige	First	H108	Building H	Negative	< LOD	1.15	mg / cm ^2
1834	5/10/2017 10:47	PAINT	3.22	WALL	C	POOR	Green	First	H108	Building H	Negative	< LOD	0.08	mg / cm ^2
1835	5/10/2017 10:47	PAINT	1.19	Window	C	POOR	Brown	First	H108	Building H	Negative	< LOD	0.88	mg / cm ^2
1836	5/10/2017 10:48	PAINT	1.19	Window	C	POOR	Brown	First	H108	Building H	Positive	< LOD	5.7	mg / cm ^2
1837	5/10/2017 10:48	PAINT	1.19	Window	C	POOR	Brown	First	H108	Building H	Positive	< LOD	5.55	mg / cm ^2
1838	5/10/2017 10:48	PAINT	0.51	Window	C	POOR	Brown	First	H108	Building H	Positive	< LOD	7.05	mg / cm ^2
1839	5/10/2017 10:48	PAINT	1.02	Window	C	POOR	Red	First	H108	Building H	Positive	< LOD	9.9	mg / cm ^2
1840	5/10/2017 10:49	PAINT	1.53	Window	C	POOR	White	First	H108	Building H	Negative	< LOD	0.03	mg / cm ^2
1841	5/10/2017 10:50	PAINT	1.37	Window	D	POOR	Brown	First	H108	Building H	Positive	< LOD	5.4	mg / cm ^2
1842	5/10/2017 10:50	PAINT	1.03	Window	D	POOR	Brown	First	H108	Building H	Positive	< LOD	9.15	mg / cm ^2
1843	5/10/2017 10:50	PAINT	1.19	Window	D	POOR	Brown	First	H108	Building H	Positive	7	4.6	mg / cm ^2
1844	5/10/2017 10:51	PAINT	1.02	Window	D	POOR	Brown	First	H108	Building H	Negative	< LOD	0.03	mg / cm ^2
1845	5/10/2017 10:51	PAINT	1.02	Door Frame	C	POOR		First	H108A	Building H	Negative	< LOD	0.19	mg / cm ^2
1846	5/10/2017 10:52	PAINT	1.02	Door Frame	C	POOR		First	H108A	Building H	Negative	< LOD	0.23	mg / cm ^2
1847	5/10/2017 10:52	PAINT	3.57	Wall	A	POOR	Beige	First	H108A	Building H	Null	< LOD	0.25	mg / cm ^2
1848	5/10/2017 10:52	PAINT	3.08	Wall	B	POOR	Beige	First	H108A	Building H	Null	< LOD	0.05	mg / cm ^2
1849	5/10/2017 10:52	PAINT	1.87	Wall	C	POOR	Beige	First	H108A	Building H	Negative	< LOD	0.04	mg / cm ^2
1850	5/10/2017 10:53	PAINT	2.21	Wall	D	POOR	Beige	First	H108A	Building H	Null	< LOD	0.27	mg / cm ^2
1851	5/10/2017 10:53	PAINT	2.72	Ceiling		POOR	White	First	H108A	Building H	Null	< LOD	0.05	mg / cm ^2
1852	5/10/2017 10:53	PAINT	3.05	Baseboard		POOR	Brown	First	H108A	Building H	Null	< LOD	0.03	mg / cm ^2
1853	5/10/2017 10:54	PAINT	1.02	Tile		POOR	Green	First	H108A	Building H	Negative	< LOD	0.5	mg / cm ^2
1854	5/10/2017 10:55	PAINT	2.04	Wall	A	POOR	Beige	First	H109	Building H	Negative	< LOD	0.03	mg / cm ^2
1855	5/10/2017 10:55	PAINT	4.42	Wall	B	POOR	Beige	First	H109	Building H	Null	0.1	0.07	mg / cm ^2

1856	5/10/2017 10:55	PAINT	2.38	Wall	C	POOR	Beige	First	H109	Building H	Negative	< LOD	0.03	mg / cm ^2
1857	5/10/2017 10:56	PAINT	4.61	Wall	D	POOR	Beige	First	H109	Building H	Negative	< LOD	1.19	mg / cm ^2
1858	5/10/2017 10:57	PAINT	1.2	Window	B	POOR	Brown	First	H109	Building H	Positive	< LOD	5.4	mg / cm ^2
1859	5/10/2017 10:57	PAINT	1.02	Window	B	POOR	Brown	First	H109	Building H	Positive	7.3	4.8	mg / cm ^2
1860	5/10/2017 10:57	PAINT	0.68	Window	B	POOR	Red	First	H109	Building H	Positive	< LOD	15.9	mg / cm ^2
1861	5/10/2017 10:57	PAINT	1.02	Window	B	POOR	Brown	First	H109	Building H	Negative	< LOD	0.03	mg / cm ^2
1862	5/10/2017 10:58	PAINT	0.34	Door Frame	A	POOR	Brown	First	H109A	Building H	Null	< LOD	10.05	mg / cm ^2
1863	5/10/2017 10:58	PAINT	0.68	Door Frame	A	POOR	Brown	First	H109A	Building H	Positive	< LOD	17.7	mg / cm ^2
1864	5/10/2017 10:59	PAINT	5.64	Wall	A	POOR	Yellow	First	H109A	Building H	Negative	< LOD	1.09	mg / cm ^2
1865	5/10/2017 10:59	PAINT	2.05	Wall	B	POOR	Yellow	First	H109A	Building H	Null	< LOD	0.11	mg / cm ^2
1866	5/10/2017 11:00	PAINT	5.29	Wall	C	POOR	Yellow	First	H109A	Building H	Negative	< LOD	0.03	mg / cm ^2
1867	5/10/2017 11:00	PAINT	5.47	Wall	D	POOR	Yellow	First	H109A	Building H	Negative	< LOD	1.04	mg / cm ^2
1868	5/10/2017 11:01	PAINT	1.02	Wall	A	POOR	Yellow	First	H109A	Building H	Negative	< LOD	0.04	mg / cm ^2
1869	5/10/2017 11:01	PAINT	0.69	Tile	A	POOR	White	First	H109A	Building H	Positive	2.7	1.6	mg / cm ^2
1870	5/10/2017 11:02	PAINT	2.38	Wall	A	POOR	Beige	First	H110	Building H	Negative	< LOD	0.03	mg / cm ^2
1871	5/10/2017 11:02	PAINT	1.19	Wall	B	POOR	Beige	First	H110	Building H	Negative	< LOD	0.03	mg / cm ^2
1872	5/10/2017 11:02	PAINT	4.94	Wall	C	POOR	Beige	First	H110	Building H	Null	0.16	0.09	mg / cm ^2
1873	5/10/2017 11:03	PAINT	3.24	Wall	D	POOR	Beige	First	H110	Building H	Negative	< LOD	1.38	mg / cm ^2
1874	5/10/2017 11:03	PAINT	1.2	Window	D	POOR	Beige	First	H110	Building H	Positive	< LOD	5.7	mg / cm ^2
1875	5/10/2017 11:03	PAINT	1.19	Window	D	POOR	Beige	First	H110	Building H	Positive	< LOD	5.55	mg / cm ^2
1876	5/10/2017 11:03	PAINT	1.02	Window	D	POOR	Beige	First	H110	Building H	Negative	< LOD	0.04	mg / cm ^2
1877	5/10/2017 11:04	PAINT	1.02	Door Frame	C	POOR	Brown	First	H110A	Building H	Negative	< LOD	0.8	mg / cm ^2
1878	5/10/2017 11:04	PAINT	1.02	Door Frame	C	POOR	Brown	First	H110A	Building H	Negative	< LOD	0.22	mg / cm ^2
1879	5/10/2017 11:04	PAINT	2.21	Wall	A	POOR	Beige	First	H110A	Building H	Negative	< LOD	0.08	mg / cm ^2
1880	5/10/2017 11:05	PAINT	5.81	Wall	B	POOR	Beige	First	H110A	Building H	Negative	< LOD	1.04	mg / cm ^2
1881	5/10/2017 11:05	PAINT	2.39	Wall	C	POOR	Beige	First	H110A	Building H	Negative	< LOD	0.05	mg / cm ^2
1882	5/10/2017 11:05	PAINT	3.22	Wall	D	POOR	Beige	First	H110A	Building H	Negative	< LOD	0.06	mg / cm ^2
1883	5/10/2017 11:05	PAINT	0.51	Tile		POOR	hite w/br Spec	First	H110A	Building H	Positive	< LOD	3.9	mg / cm ^2
1884	5/10/2017 11:06	PAINT	6.83	Wall	A	POOR	Beige	First	H111	Building H	Negative	< LOD	0.91	mg / cm ^2
1885	5/10/2017 11:07	PAINT	5.63	Wall	B	POOR	Beige	First	H111	Building H	Negative	< LOD	1.03	mg / cm ^2
1886	5/10/2017 11:07	PAINT	3.24	Wall	C	POOR	Beige	First	H111	Building H	Negative	< LOD	0.07	mg / cm ^2
1887	5/10/2017 11:08	PAINT	3.24	Wall	D	POOR	Beige	First	H111	Building H	Negative	< LOD	0.07	mg / cm ^2
1888	5/10/2017 11:08	PAINT	3.22	Window	B	POOR	Brown	First	H111	Building H	Positive	1.9	0.6	mg / cm ^2
1889	5/10/2017 11:08	PAINT	1.19	Window	B	POOR	Brown	First	H111	Building H	Positive	6.7	4.3	mg / cm ^2
1890	5/10/2017 11:09	PAINT	0.86	Window	B	POOR	Brown	First	H111	Building H	Positive	< LOD	11.55	mg / cm ^2
1891	5/10/2017 11:09	PAINT	0.68	Window	B	POOR	Brown	First	H111	Building H	Positive	< LOD	15.75	mg / cm ^2
1892	5/10/2017 11:09	PAINT	0.68	Window	B	POOR	Red	First	H111	Building H	Positive	< LOD	15.75	mg / cm ^2
1893	5/10/2017 11:09	PAINT	1.02	Door Frame	C	POOR	Brown	First	H111A	Building H	Negative	< LOD	0.09	mg / cm ^2
1894	5/10/2017 11:10	PAINT	1.02	Door Frame	C	POOR	Red	First	H111A	Building H	Negative	< LOD	0.19	mg / cm ^2
1895	5/10/2017 11:10	PAINT	3.24	Wall	A	POOR	Beige	First	H111A	Building H	Negative	< LOD	0.04	mg / cm ^2
1896	5/10/2017 11:10	PAINT	3.07	Wall	B	POOR	Beige	First	H111A	Building H	Negative	< LOD	0.03	mg / cm ^2
1897	5/10/2017 11:11	PAINT	3.23	Wall	C	POOR	Beige	First	H111A	Building H	Negative	< LOD	0.03	mg / cm ^2
1898	5/10/2017 11:11	PAINT	3.22	Wall	D	POOR	Beige	First	H111A	Building H	Null	< LOD	0.36	mg / cm ^2
1899	5/10/2017 11:11	PAINT	0.34	Tile		POOR	Green	First	H111A	Building H	Null	< LOD	0.23	mg / cm ^2
1900	5/10/2017 11:12	PAINT	3.24	Wall	A	POOR	Beige	First	H112	Building H	Negative	< LOD	0.03	mg / cm ^2
1901	5/10/2017 11:12	PAINT	3.23	Wall	B	POOR	Beige	First	H112	Building H	Negative	< LOD	0.03	mg / cm ^2
1902	5/10/2017 11:13	PAINT	5.6	Wall	C	POOR	Beige	First	H112	Building H	Negative	< LOD	1.05	mg / cm ^2
1903	5/10/2017 11:13	PAINT	4.27	Wall	D	POOR	Beige	First	H112	Building H	Negative	< LOD	1.26	mg / cm ^2
1904	5/10/2017 11:14	PAINT	9.69	Window	D	POOR	Brown	First	H112	Building H	Null	1	0.3	mg / cm ^2
1905	5/10/2017 11:14	PAINT	1.19	Window	D	POOR	Brown	First	H112	Building H	Positive	< LOD	5.55	mg / cm ^2
1906	5/10/2017 11:14	PAINT	0.85	Window	D	POOR	Red	First	H112	Building H	Positive	< LOD	14.4	mg / cm ^2
1907	5/10/2017 11:15	PAINT	1.19	Window	D	POOR	Brown	First	H112	Building H	Negative	< LOD	0.79	mg / cm ^2
1908	5/10/2017 11:16	PAINT	0.68	Window	D	POOR	Red	First	H112	Building H	Positive	< LOD	16.65	mg / cm ^2
1909	5/10/2017 11:17	PAINT	1.02	Door Frame		POOR	Brown	First	H112A	Building H	Negative	< LOD	0.18	mg / cm ^2
1910	5/10/2017 11:17	PAINT	0.34	Door Frame		POOR	Red	First	H112A	Building H	Null	< LOD	0.18	mg / cm ^2
1911	5/10/2017 11:17	PAINT	0.34	Wall		POOR	Beige	First	H112A	Building H	Null	< LOD	0.16	mg / cm ^2
1912	5/10/2017 11:18	PAINT	4.26	Wall	A	POOR	Beige	First	H113	Building H	Negative	< LOD	1.2	mg / cm ^2
1913	5/10/2017 11:18	PAINT	2.39	Wall	B	POOR	Beige	First	H113	Building H	Negative	< LOD	0.03	mg / cm ^2
1914	5/10/2017 11:19	PAINT	3.24	Wall	C	POOR	Beige	First	H113	Building H	Negative	< LOD	0.12	mg / cm ^2
1915	5/10/2017 11:19	PAINT	6.15	Wall	D	POOR	Beige	First	H113	Building H	Null	< LOD	0.17	mg / cm ^2
1916	5/10/2017 11:19	PAINT	1.19	Window	D	POOR	Brown	First	H113	Building H	Positive	6.3	4	mg / cm ^2
1917	5/10/2017 11:20	PAINT	1.19	Window	D	POOR	Brown	First	H113	Building H	Positive	< LOD	6	mg / cm ^2

1918	5/10/2017 11:20	PAINT	1.19	Window	D	POOR	Brown	First	H113	Building H	Positive	5.3	3.5	mg / cm ^2
1919	5/10/2017 11:20	PAINT	1.02	Window	D	POOR	Brown	First	H113	Building H	Positive	< LOD	10.8	mg / cm ^2
1920	5/10/2017 11:20	PAINT	0.68	Window	D	POOR	Red	First	H113	Building H	Positive	< LOD	18	mg / cm ^2
1921	5/10/2017 11:21	PAINT	1.02	Door Frame		POOR		First	H113A	Building H	Negative	< LOD	0.58	mg / cm ^2
1922	5/10/2017 11:21	PAINT	1.02	Door Frame		POOR		First	H113A	Building H	Negative	< LOD	0.12	mg / cm ^2
1923	5/10/2017 11:21	PAINT	2.9	Wall	A	POOR	Beige	First	H113A	Building H	Negative	< LOD	0.03	mg / cm ^2
1924	5/10/2017 11:21	PAINT	0.34	Wall	B	POOR	Beige	First	H113A	Building H	Null	< LOD	10.44	mg / cm ^2
1925	5/10/2017 11:22	PAINT	1.7	Wall	C	POOR	Beige	First	H113A	Building H	Negative	< LOD	0.15	mg / cm ^2
1926	5/10/2017 11:22	PAINT	2.21	Wall	D	POOR	Beige	First	H113A	Building H	Negative	< LOD	0.11	mg / cm ^2
1927	5/10/2017 11:22	PAINT	0.68	Wall	A	POOR	Beige	First	H114	Building H	Null	< LOD	1.23	mg / cm ^2
1928	5/10/2017 11:23	PAINT	1.19	Wall	B	POOR	Beige	First	H114	Building H	Null	< LOD	0.03	mg / cm ^2
1929	5/10/2017 11:23	PAINT	5.78	Wall	C	POOR	Beige	First	H114	Building H	Null	< LOD	0.2	mg / cm ^2
1930	5/10/2017 11:24	PAINT	6.63	Wall	D	POOR	Beige	First	H114	Building H	Negative	< LOD	0.98	mg / cm ^2
1931	5/10/2017 11:24	PAINT	1.19	Window	D	POOR	Brown	First	H114	Building H	Positive	< LOD	6.45	mg / cm ^2
1932	5/10/2017 11:24	PAINT	1.19	Window	D	POOR	Brown	First	H114	Building H	Positive	< LOD	5.7	mg / cm ^2
1933	5/10/2017 11:24	PAINT	1.03	Window	D	POOR	Brown	First	H114	Building H	Positive	< LOD	6.45	mg / cm ^2
1934	5/10/2017 11:24	PAINT	0.85	Window	D	POOR	Brown	First	H114	Building H	Positive	< LOD	11.85	mg / cm ^2
1935	5/10/2017 11:25	PAINT	0.69	Window	D	POOR	Red	First	H114	Building H	Positive	< LOD	14.4	mg / cm ^2
1936	5/10/2017 11:25	PAINT	2.21	Baseboard		POOR	Brown	First	H114	Building H	Negative	< LOD	0.03	mg / cm ^2
1937	5/10/2017 11:25	PAINT	1.02	Door Frame		POOR	Brown	First	H114A	Building H	Negative	< LOD	0.22	mg / cm ^2
1938	5/10/2017 11:26	PAINT	1.02	Door Frame		POOR	Red	First	H114A	Building H	Negative	< LOD	0.93	mg / cm ^2
1939	5/10/2017 11:26	PAINT	2.21	Wall		POOR	Beige	First	H114A	Building H	Null	< LOD	0.05	mg / cm ^2
1940	5/10/2017 11:27	PAINT	6.32	Wall	A	POOR	Beige	First	H115	Building H	Null	< LOD	0.07	mg / cm ^2
1941	5/10/2017 11:27	PAINT	1.87	Wall	B	POOR	Beige	First	H115	Building H	Negative	< LOD	0.03	mg / cm ^2
1942	5/10/2017 11:27	PAINT	3.24	Wall	C	POOR	Beige	First	H115	Building H	Negative	< LOD	0.24	mg / cm ^2
1943	5/10/2017 11:28	PAINT	3.23	Wall	D	POOR	Beige	First	H115	Building H	Negative	< LOD	0.03	mg / cm ^2
1944	5/10/2017 11:28	PAINT	1.19	Window	D	POOR	Brown	First	H115	Building H	Positive	< LOD	5.1	mg / cm ^2
1945	5/10/2017 11:29	PAINT	1.53	Window	D	POOR	Brown	First	H115	Building H	Positive	< LOD	4.35	mg / cm ^2
1946	5/10/2017 11:29	PAINT	1.02	Window	D	POOR	Brown	First	H115	Building H	Positive	< LOD	9.3	mg / cm ^2
1947	5/10/2017 11:30	PAINT	0.84	Window	D	POOR	Brown	First	H115	Building H	Positive	< LOD	12.15	mg / cm ^2
1948	5/10/2017 11:30	PAINT	0.85	Door Frame		POOR	Brown	First	H115A	Building H	Null	< LOD	0.22	mg / cm ^2
1949	5/10/2017 11:30	PAINT	1.02	Door Frame		POOR	Red	First	H115A	Building H	Negative	< LOD	0.36	mg / cm ^2
1950	5/10/2017 11:31	PAINT	2.72	Wall	A	POOR	Beige	First	H115A	Building H	Negative	< LOD	0.03	mg / cm ^2
1951	5/10/2017 11:31	PAINT	2.91	Wall	B	POOR	Beige	First	H115A	Building H	Null	< LOD	0.17	mg / cm ^2
1952	5/10/2017 11:31	PAINT	3.23	Wall	C	POOR	Beige	First	H115A	Building H	Negative	< LOD	0.05	mg / cm ^2
1953	5/10/2017 11:32	PAINT	3.23	Wall	D	POOR	Beige	First	H115A	Building H	Negative	< LOD	0.04	mg / cm ^2
1954	5/10/2017 11:33	PAINT	5.81	Wall	A	POOR	Beige	First	H116	Building H	Negative	< LOD	0.98	mg / cm ^2
1955	5/10/2017 11:34	PAINT	3.39	Wall	B	POOR	Beige	First	H116	Building H	Negative	< LOD	0.03	mg / cm ^2
1956	5/10/2017 11:34	PAINT	2.22	Wall	C	POOR	Beige	First	H116	Building H	Null	< LOD	0.45	mg / cm ^2
1957	5/10/2017 11:34	PAINT	0.17	Wall	D	POOR	Beige	First	H116	Building H	Null	< LOD	0.5	mg / cm ^2
1958	5/10/2017 11:34	PAINT	1.18	Wall	A	POOR	Beige	First	H116	Building H	Positive	2.2	1	mg / cm ^2
1959	5/10/2017 11:35	PAINT	0.85	Wall	C	POOR	White	First	H116	Building H	Positive	2	1	mg / cm ^2
1960	5/10/2017 11:35	PAINT	1.2	Window		POOR	White	First	H116	Building H	Positive	< LOD	3.45	mg / cm ^2
1961	5/10/2017 11:36	PAINT	1.19	Window		POOR	White	First	H116	Building H	Positive	5.5	3.6	mg / cm ^2
1962	5/10/2017 11:36	PAINT	0.51	Window		POOR	White	First	H116	Building H	Null	< LOD	16.35	mg / cm ^2
1963	5/10/2017 11:37	PAINT	0.85	Wall	A	POOR	Beige	First	H117	Building H	Null	< LOD	0.26	mg / cm ^2
1964	5/10/2017 11:37	PAINT	3.22	Wall	B	POOR	Beige	First	H117	Building H	Positive	2.9	1.3	mg / cm ^2
1965	5/10/2017 11:39	PAINT	3.24	Wall	C	POOR	Beige	First	H117	Building H	Negative	< LOD	0.03	mg / cm ^2
1966	5/10/2017 11:39	PAINT	1.87	Wall	D	POOR	Beige	First	H117	Building H	Negative	< LOD	0.03	mg / cm ^2
1967	5/10/2017 11:39	PAINT	0.85	Window		POOR	White	First	H117	Building H	Null	< LOD	0.04	mg / cm ^2
1968	5/10/2017 11:40	PAINT	1.02	Window		POOR	Brown	First	H117	Building H	Negative	< LOD	0.03	mg / cm ^2
1969	5/10/2017 11:40	PAINT	1.03	Window		POOR	Green	First	H117	Building H	Negative	< LOD	0.32	mg / cm ^2
1970	5/10/2017 11:41	PAINT	0.68	Window		POOR	Brown	First	H117	Building H	Positive	< LOD	10.35	mg / cm ^2
1971	5/10/2017 11:41	PAINT	0.85	Window		POOR	Red	First	H117	Building H	Positive	< LOD	13.05	mg / cm ^2
1972	5/10/2017 11:41	PAINT	1.03	Window		POOR	Red	First	H117	Building H	Positive	< LOD	6.6	mg / cm ^2
1973	5/10/2017 11:42	PAINT	1.02	Door Frame		POOR	Brown	First	H117A	Building H	Negative	< LOD	0.11	mg / cm ^2
1974	5/10/2017 11:42	PAINT	1.02	Door Frame		POOR	Red	First	H117A	Building H	Negative	< LOD	0.61	mg / cm ^2
1975	5/10/2017 11:42	PAINT	3.23	Wall	A	POOR	Beige	First	H117A	Building H	Negative	< LOD	0.03	mg / cm ^2
1976	5/10/2017 11:43	PAINT	2.72	Wall	B	POOR	Beige	First	H117A	Building H	Negative	< LOD	0.05	mg / cm ^2
1977	5/10/2017 11:46	PAINT	3.59	Calibration		POOR					Positive	1	0.1	mg / cm ^2
1978	5/10/2017 11:46	PAINT	1.01	Calibration		POOR					Positive	1	0.5	mg / cm ^2
1979	5/10/2017 11:46	PAINT	2.4	Calibration		POOR					Negative	0.9	0.2	mg / cm ^2

1980	5/10/2017 12:36	SHUTTER_CAL	154.79			POOR						2.17	0	cps
1981	5/10/2017 12:38	PAINT	13.67	Calibration		POOR					Positive	1	0.1	mg / cm ^2
1982	5/10/2017 12:39	PAINT	8.39	Calibration		POOR					Positive	1.1	0.1	mg / cm ^2
1983	5/10/2017 12:39	PAINT	7.5	Calibration		POOR					Negative	0.9	0.1	mg / cm ^2
1984	5/10/2017 12:46	PAINT	0.86	Door Frame	H112	POOR	Brown	First	Hallway btw 112-118	Building H	Positive	< LOD	5.55	mg / cm ^2
1985	5/10/2017 12:47	PAINT	1.03	Door Frame	H112	POOR	Brown	First	Hallway btw 112-118	Building H	Positive	< LOD	5.85	mg / cm ^2
1986	5/10/2017 12:47	PAINT	0.68	Door Frame	H114	POOR	Brown	First	Hallway btw 112-118	Building H	Null	< LOD	6.15	mg / cm ^2
1987	5/10/2017 12:47	PAINT	1.19	Door Frame	H114	POOR	Brown	First	Hallway btw 112-118	Building H	Positive	4.4	2.7	mg / cm ^2
1988	5/10/2017 12:47	PAINT	1.36	Door	H114	POOR	Beige	First	Hallway btw 112-118	Building H	Positive	< LOD	4.95	mg / cm ^2
1989	5/10/2017 12:47	PAINT	0.85	Door	H113	POOR	Beige	First	Hallway btw 112-118	Building H	Null	< LOD	3.75	mg / cm ^2
1990	5/10/2017 12:48	PAINT	1.02	Door Frame	H117	POOR	Brown	First	Hallway btw 112-118	Building H	Negative	< LOD	0.36	mg / cm ^2
1991	5/10/2017 12:48	PAINT	1.02	Door Frame	H117	POOR	Brown	First	Hallway btw 112-118	Building H	Negative	< LOD	0.65	mg / cm ^2
1992	5/10/2017 12:49	PAINT	1.02	Door Frame	H116	POOR	Brown	First	Hallway btw 112-118	Building H	Negative	< LOD	0.49	mg / cm ^2
1993	5/10/2017 12:49	PAINT	1.02			POOR		First	Hallway btw 112-118	Building H	Negative	< LOD	0.07	mg / cm ^2
1994	5/10/2017 12:50	PAINT	0.85			POOR		First	Hallway btw 112-118	Building H	Positive	< LOD	11.1	mg / cm ^2
1995	5/10/2017 12:50	PAINT	1.03	Door Frame	H116	POOR	White	First	Hallway btw 112-118	Building H	Positive	< LOD	9.75	mg / cm ^2
1996	5/10/2017 12:52	PAINT	1.02	Door		POOR		First	Hallway btw 112-118	Building H	Negative	< LOD	0.03	mg / cm ^2
1997	5/10/2017 12:52	PAINT	1.02	Door		POOR		First	Hallway btw 112-118	Building H	Negative	< LOD	0.03	mg / cm ^2
1998	5/10/2017 12:53	PAINT	1.36	Wall	A	POOR	Beige	First	Hallway btw 112-118	Building H	Negative	< LOD	0.03	mg / cm ^2
1999	5/10/2017 12:54	PAINT	6.26	Wall	B	POOR	Beige	First	Hallway btw 112-118	Building H	Negative	< LOD	1.02	mg / cm ^2
2000	5/10/2017 12:54	PAINT	1.7	Wall	C	POOR	Beige	First	Hallway btw 112-118	Building H	Negative	< LOD	0.03	mg / cm ^2
2001	5/10/2017 12:54	PAINT	4.79	Wall	D	POOR	Beige	First	Hallway btw 112-118	Building H	Negative	< LOD	1.16	mg / cm ^2
2002	5/10/2017 12:55	PAINT	7.66	Wall	D	POOR	Green	First	Hallway btw 112-118	Building H	Negative	< LOD	0.9	mg / cm ^2
2003	5/10/2017 12:56	PAINT	1.02	Ceiling	D	POOR	White/Beige	First	Hallway btw 112-118	Building H	Negative	< LOD	0.21	mg / cm ^2
2004	5/10/2017 12:56	PAINT	3.22	Wall	B	POOR	Green	First	Hallway btw 112-118	Building H	Negative	< LOD	0.03	mg / cm ^2
2005	5/10/2017 12:57	PAINT	1.87	Baseboard	D	POOR	Brown	First	Hallway btw 112-118	Building H	Positive	< LOD	4.5	mg / cm ^2
2006	5/10/2017 12:57	PAINT	1.19	Door Frame	C	POOR	Brown	First	Hallway btw 112-118	Building H	Positive	3.1	1.9	mg / cm ^2
2007	5/10/2017 12:58	PAINT	1.2	Door Frame	C	POOR	Brown	First	Hallway btw 112-118	Building H	Positive	7	4.3	mg / cm ^2
2008	5/10/2017 12:59	PAINT	1.19	Door Frame	H110	POOR		First	Hallway btw 108-111	Building H	Positive	< LOD	5.4	mg / cm ^2
2009	5/10/2017 12:59	PAINT	1.53	Door Frame	H110	POOR		First	Hallway btw 108-111	Building H	Positive	< LOD	4.05	mg / cm ^2
2010	5/10/2017 12:59	PAINT	1.02	Door Frame	H110	POOR		First	Hallway btw 108-111	Building H	Negative	< LOD	0.19	mg / cm ^2
2011	5/10/2017 13:00	PAINT	1.54	Wall	A	POOR	Beige	First	Hallway btw 108-111	Building H	Negative	< LOD	0.03	mg / cm ^2
2012	5/10/2017 13:01	PAINT	9.24	Wall	B	POOR	Beige	First	Hallway btw 108-111	Building H	Negative	< LOD	0.9	mg / cm ^2
2013	5/10/2017 13:01	PAINT	3.22	Wall	C	POOR	Beige	First	Hallway btw 108-111	Building H	Negative	< LOD	0.23	mg / cm ^2
2014	5/10/2017 13:01	PAINT	1.52	Wall	D	POOR	Beige	First	Hallway btw 108-111	Building H	Null	< LOD	0.03	mg / cm ^2
2015	5/10/2017 13:02	PAINT	8.85	Wall	B	POOR	Green	First	Hallway btw 108-111	Building H	Null	0.1	0.04	mg / cm ^2
2016	5/10/2017 13:03	PAINT	1.53	Wall	C	POOR	Green	First	Hallway btw 108-111	Building H	Null	< LOD	0.2	mg / cm ^2
2017	5/10/2017 13:03	PAINT	4.43	Wall	D	POOR	Green	First	Hallway btw 108-111	Building H	Null	0.08	0.05	mg / cm ^2
2018	5/10/2017 13:04	PAINT	1.88	Baseboard	B	POOR	Brown	First	Hallway btw 108-111	Building H	Positive	< LOD	4.8	mg / cm ^2
2019	5/10/2017 13:05	PAINT	2.73	Wall	A	POOR	White	First	H118	Building H	Negative	< LOD	0.1	mg / cm ^2
2020	5/10/2017 13:06	PAINT	1.89	Wall	C	POOR	White	First	H118	Building H	Negative	< LOD	0.07	mg / cm ^2
2021	5/10/2017 13:06	PAINT	2.91	Wall	C	POOR	White	First	H118	Building H	Negative	< LOD	0.13	mg / cm ^2
2022	5/10/2017 13:06	PAINT	0.17	Ceiling		POOR	Green	First	H118	Building H	Null	< LOD	0.15	mg / cm ^2
2023	5/10/2017 13:07	PAINT	2.21	Ceiling		POOR	Green	First	H118	Building H	Null	< LOD	0.07	mg / cm ^2
2024	5/10/2017 13:07	PAINT	0.68	Pipe	A	POOR		First	H118	Building H	Null	< LOD	3.3	mg / cm ^2
2025	5/10/2017 13:07	PAINT	1.19	Pipe	A	POOR		First	H118	Building H	Positive	2.6	1.3	mg / cm ^2
2026	5/10/2017 13:08	PAINT	1.36	Pipe	B	POOR		First	H118	Building H	Positive	2.1	1	mg / cm ^2
2027	5/10/2017 13:09	PAINT	1.02	Door Frame	D	POOR	Brown	First	H118	Building H	Negative	< LOD	0.04	mg / cm ^2
2028	5/10/2017 13:09	PAINT	0.85	Door Frame	D	POOR	Brown	First	H118	Building H	Positive	< LOD	11.85	mg / cm ^2
2029	5/10/2017 13:11	PAINT	0.86	Ceiling		POOR	White	First	H119	Building H	Null	< LOD	0.03	mg / cm ^2
2030	5/10/2017 13:11	PAINT	1.02	Cabinet		POOR	Blue	First	H119	Building H	Negative	< LOD	0.18	mg / cm ^2
2031	5/10/2017 13:11	PAINT	1.03	Cabinet		POOR	Blue	First	H119	Building H	Negative	< LOD	0.62	mg / cm ^2
2032	5/10/2017 13:12	PAINT	1.02	Cabinet		POOR	Green	First	H119	Building H	Negative	< LOD	0.17	mg / cm ^2
2033	5/10/2017 13:12	PAINT	1.02	Cabinet		POOR	Green	First	H119	Building H	Negative	< LOD	0.09	mg / cm ^2
2034	5/10/2017 13:12	PAINT	1.02	Cabinet		POOR	Green	First	H119	Building H	Negative	< LOD	0.07	mg / cm ^2
2035	5/10/2017 13:12	PAINT	0.85	Cabinet		POOR	Green	First	H119	Building H	Null	< LOD	0.2	mg / cm ^2
2036	5/10/2017 13:13	PAINT	1.02	Window	A	POOR	White	First	H119	Building H	Negative	< LOD	0.49	mg / cm ^2
2037	5/10/2017 13:13	PAINT	1.02	Window	A	POOR	White	First	H119	Building H	Negative	< LOD	0.39	mg / cm ^2
2038	5/10/2017 13:13	PAINT	1.03	Window	B	POOR	White	First	H119	Building H	Negative	< LOD	0.05	mg / cm ^2
2039	5/10/2017 13:13	PAINT	1.02	Window	B	POOR	White	First	H119	Building H	Negative	< LOD	0.03	mg / cm ^2
2040	5/10/2017 13:13	PAINT	1.02	Door Frame		POOR	Green	First	H119	Building H	Negative	< LOD	0.03	mg / cm ^2
2041	5/10/2017 13:15	PAINT	1.7	Wall	A	POOR	Beige	First	H120	Building H	Positive	< LOD	4.8	mg / cm ^2

2042	5/10/2017 13:15	PAINT	1.54	Wall	A	POOR	White	First	H120	Building H	Positive	< LOD	5.1	mg / cm ^2
2043	5/10/2017 13:15	PAINT	2.38	Wall	B	POOR	Green	First	H120	Building H	Negative	< LOD	0.03	mg / cm ^2
2044	5/10/2017 13:16	PAINT	2.56	Wall	D	POOR	Green	First	H120	Building H	Negative	< LOD	0.03	mg / cm ^2
2045	5/10/2017 13:16	PAINT	3.25	Wall	D	POOR	White	First	H120	Building H	Negative	< LOD	0.03	mg / cm ^2
2046	5/10/2017 13:16	PAINT	1.02	Door Frame		POOR	Green	First	H120A	Building H	Negative	< LOD	0.29	mg / cm ^2
2047	5/10/2017 13:17	PAINT	1.02	Door Frame		POOR	Green	First	H120A	Building H	Negative	< LOD	0.21	mg / cm ^2
2048	5/10/2017 13:17	PAINT	5.94	Wall	A	POOR	Beige	First	H120A	Building H	Negative	< LOD	0.9	mg / cm ^2
2049	5/10/2017 13:17	PAINT	2.55	Wall	B	POOR	Beige	First	H120A	Building H	Negative	< LOD	0.06	mg / cm ^2
2050	5/10/2017 13:18	PAINT	1.71	Wall	C	POOR	Beige	First	H120A	Building H	Null	< LOD	0.03	mg / cm ^2
2051	5/10/2017 13:18	PAINT	0.51	Wall	D	POOR	Beige	First	H120A	Building H	Null	< LOD	0.54	mg / cm ^2
2052	5/10/2017 13:19	PAINT	2.73	Wall	A	POOR	Beige	First	Hallway Area H	Building H	Negative	< LOD	0.03	mg / cm ^2
2053	5/10/2017 13:19	PAINT	3.22	Wall	B	POOR	Beige	First	Hallway Area H	Building H	Negative	< LOD	0.06	mg / cm ^2
2054	5/10/2017 13:20	PAINT	3.22	Wall	D	POOR	Beige	First	Hallway Area H	Building H	Negative	< LOD	0.06	mg / cm ^2
2055	5/10/2017 13:20	PAINT	2.05	Ceiling		POOR	Beige	First	Hallway Area H	Building H	Null	< LOD	0.03	mg / cm ^2
2056	5/10/2017 13:20	PAINT	1.02	Window	D	Facing D	Green	First	Hallway Area H	Building H	Negative	< LOD	0.18	mg / cm ^2
2057	5/10/2017 13:22	PAINT	1.02	Elevator		POOR	White	First	Hallway Area H	Building H	Negative	< LOD	0.03	mg / cm ^2
2058	5/10/2017 13:22	PAINT	1.02	Elevator		POOR	White	First	Hallway Area H	Building H	Negative	< LOD	0.55	mg / cm ^2
2059	5/10/2017 13:24	PAINT	1.02	Door Frame	AreaH	POOR	Beige	First	Area Btw B & H	Building H	Negative	< LOD	0.16	mg / cm ^2
2060	5/10/2017 13:24	PAINT	1.02	Door Frame	AreaH	POOR	White	First	Area Btw B & H	Building H	Negative	< LOD	0.31	mg / cm ^2
2061	5/10/2017 13:24	PAINT	1.02	Door Frame	C	POOR	Beige	First	Area Btw B & H	Building H	Negative	< LOD	0.49	mg / cm ^2
2062	5/10/2017 13:25	PAINT	2.04	Wall	A	POOR	White	First	Area Btw B & H	Building H	Negative	< LOD	0.04	mg / cm ^2
2063	5/10/2017 13:26	PAINT	3.06	Wall	A	POOR	Green	First	Area Btw B & H	Building H	Negative	< LOD	0.09	mg / cm ^2
2064	5/10/2017 13:26	PAINT	1.89	Wall	A	POOR	Beige	First	Area Btw B & H	Building H	Negative	< LOD	0.05	mg / cm ^2
2065	5/10/2017 13:26	PAINT	3.09	Wall	A	POOR	Green	First	Area Btw B & H	Building H	Negative	< LOD	0.03	mg / cm ^2
2066	5/10/2017 13:27	PAINT	0.51	Wall	B	POOR	Beige	First	Area Btw B & H	Building H	Null	< LOD	0.34	mg / cm ^2
2067	5/10/2017 13:28	PAINT	4.93	Wall	C	POOR	Beige	First	Area Btw B & H	Building H	Negative	< LOD	1.09	mg / cm ^2
2068	5/10/2017 13:28	PAINT	1.2	Wall	D	POOR	Beige	First	Area Btw B & H	Building H	Null	< LOD	0.04	mg / cm ^2
2069	5/10/2017 13:28	PAINT	2.91	Wall	D	POOR	Green	First	Area Btw B & H	Building H	Negative	< LOD	0.03	mg / cm ^2
2070	5/10/2017 13:29	PAINT	1.02	Wall	D	POOR	White	First	Area Btw B & H	Building H	Negative	< LOD	0.04	mg / cm ^2
2071	5/10/2017 13:29	PAINT	0.51	Ceiling		POOR	Green	First	Area Btw B & H	Building H	Null	< LOD	1.16	mg / cm ^2
2072	5/10/2017 13:30	PAINT	1.02	Door Frame	C	POOR	Green	First	Area Btw B & H	Building H	Negative	< LOD	0.68	mg / cm ^2
2073	5/10/2017 13:30	PAINT	1.02	Door Frame	C	POOR	Beige	First	Area Btw B & H	Building H	Negative	< LOD	0.46	mg / cm ^2
2074	5/10/2017 13:31	PAINT	1.02	Door Frame	B	POOR	Beige	First	Area Btw B & H	Building H	Negative	< LOD	0.31	mg / cm ^2
2075	5/10/2017 13:31	PAINT	1.02	Door Frame	B	POOR	Beige	First	Area Btw B & H	Building H	Negative	< LOD	0.35	mg / cm ^2
2076	5/10/2017 13:32	PAINT	2.4	Wall	A	POOR	White	First	Area B	Building H	Negative	< LOD	0.03	mg / cm ^2
2077	5/10/2017 13:32	PAINT	2.56	Wall	B	POOR	White	First	Area B	Building H	Negative	< LOD	0.03	mg / cm ^2
2078	5/10/2017 13:33	PAINT	0.86	Wall	C	POOR	white	First	Area B	Building H	Null	< LOD	0.13	mg / cm ^2
2079	5/10/2017 13:33	PAINT	3.09	Wall	D	POOR	white	First	Area B	Building H	Negative	< LOD	0.03	mg / cm ^2
2080	5/10/2017 13:33	PAINT	1.02	Door Frame	Facing A	POOR	Brown	First	Area B	Building H	Negative	< LOD	0.37	mg / cm ^2
2081	5/10/2017 13:33	PAINT	1.03	Door Frame	Facing A	POOR	Beige	First	Area B	Building H	Negative	< LOD	0.27	mg / cm ^2
2082	5/10/2017 13:34	PAINT	1.02	Door Frame	Facing B	POOR	Brown	First	Area B	Building H	Negative	< LOD	0.42	mg / cm ^2
2083	5/10/2017 13:34	PAINT	1.02	Door Frame	Facing B	POOR	Brown	First	Area B	Building H	Negative	< LOD	0.52	mg / cm ^2
2084	5/10/2017 13:34	PAINT	2.23	Wall	A	POOR	White	First	H181	Building H	Negative	< LOD	0.03	mg / cm ^2
2085	5/10/2017 13:35	PAINT	2.38	Wall	B	POOR	White	First	H181	Building H	Null	< LOD	0.03	mg / cm ^2
2086	5/10/2017 13:35	PAINT	2.03	Wall	C	POOR	white	First	H181	Building H	Negative	< LOD	0.03	mg / cm ^2
2087	5/10/2017 13:35	PAINT	0.86	Wall	D	POOR	white	First	H181	Building H	Null	< LOD	0.03	mg / cm ^2
2088	5/10/2017 13:36	PAINT	1.02	Door Frame	Facing A	POOR	Brown	First	H181	Building H	Negative	< LOD	0.24	mg / cm ^2
2089	5/10/2017 13:36	PAINT	1.02	Door Frame	Facing A	POOR	Beige	First	H181	Building H	Negative	< LOD	0.28	mg / cm ^2
2090	5/10/2017 13:37	PAINT	3.07	Wall	A	POOR	Lt. Green	First	Animial End of Area B	Building H	Negative	< LOD	0.03	mg / cm ^2
2091	5/10/2017 13:38	PAINT	1.71	Wall	A	POOR	Lt. Green	First	Animial End of Area B	Building H	Null	< LOD	0.03	mg / cm ^2
2092	5/10/2017 13:38	PAINT	0.51	Wall	B	POOR	Lt. Green	First	Animial End of Area B	Building H	Null	< LOD	0.05	mg / cm ^2
2093	5/10/2017 13:38	PAINT	3.25	Wall	B	POOR	Lt. Green	First	Animial End of Area B	Building H	Negative	< LOD	0.03	mg / cm ^2
2094	5/10/2017 13:39	PAINT	3.25	Wall	C	POOR	Lt. Green	First	Animial End of Area B	Building H	Negative	< LOD	0.03	mg / cm ^2
2095	5/10/2017 13:39	PAINT	1.89	Wall	D	POOR	Lt. Green	First	Animial End of Area B	Building H	Negative	< LOD	0.03	mg / cm ^2
2096	5/10/2017 13:40	PAINT	3.23	Wall	D	POOR	Lt. Green	First	Animial End of Area B	Building H	Negative	< LOD	0.03	mg / cm ^2
2097	5/10/2017 13:40	PAINT	2.9	Window	B	POOR	Drk. Green	First	Animial End of Area B	Building H	Negative	< LOD	0.03	mg / cm ^2
2098	5/10/2017 13:40	PAINT	1.02	Door Frame		POOR	Green	First	Animial End of Area B	Building H	Negative	< LOD	0.62	mg / cm ^2
2099	5/10/2017 13:41	PAINT	1.02	Door Frame		POOR	Green	First	Animial End of Area B	Building H	Negative	< LOD	0.33	mg / cm ^2
2100	5/10/2017 13:41	PAINT	1.02	Door Frame		POOR	Green	First	Animial End of Area B	Building H	Negative	< LOD	0.1	mg / cm ^2
2101	5/10/2017 13:41	PAINT	1.02	Ceiling		POOR		First	Animial End of Area B	Building H	Negative	< LOD	0.03	mg / cm ^2
2102	5/10/2017 13:42	PAINT	1.02	Ceiling		POOR		First	Animial End of Area B	Building H	Negative	< LOD	0.11	mg / cm ^2
2103	5/10/2017 13:43	PAINT	1.53	Wall	A	POOR	White	First	Animial End of Area B	Building H	Null	< LOD	0.07	mg / cm ^2

2104	5/10/2017 13:43	PAINT	3.06	Wall	A	POOR	White	First	Animial End of Area B	Building H	Negative	< LOD	0.09	mg / cm ^2
2105	5/10/2017 13:44	PAINT	3.07	Wall	B	POOR	Drk. Green	First	Animial End of Area B	Building H	Negative	< LOD	0.03	mg / cm ^2
2106	5/10/2017 13:46	PAINT	1.02	Door		POOR	Green	1st-Basemen	Stairwell	Building H	Negative	< LOD	0.61	mg / cm ^2
2107	5/10/2017 13:47	PAINT	1.02	Door		POOR	Green	1st-Basemen	Stairwell	Building H	Negative	< LOD	0.15	mg / cm ^2
2108	5/10/2017 13:47	PAINT	1.03	Door		POOR	Green	1st-Basemen	Stairwell	Building H	Negative	< LOD	0.11	mg / cm ^2
2109	5/10/2017 13:47	PAINT	1.19	Door Frame		POOR	Green	1st-Basemen	Stairwell	Building H	Positive	< LOD	4.5	mg / cm ^2
2110	5/10/2017 13:47	PAINT	1.02	Door Frame		POOR	Beige	1st-Basemen	Stairwell	Building H	Positive	2.4	1.4	mg / cm ^2
2111	5/10/2017 13:48	PAINT	3.24	Wall	D	POOR	Beige	1st-Basemen	Stairwell	Building H	Negative	0.11	0.04	mg / cm ^2
2112	5/10/2017 13:48	PAINT	1.02	Door Frame	D	POOR	Beige	1st-Basemen	Stairwell	Building H	Negative	< LOD	0.11	mg / cm ^2
2113	5/10/2017 13:48	PAINT	0.51	Rail		POOR	Green	1st-Basemen	Stairwell	Building H	Positive	3.5	2.1	mg / cm ^2
2114	5/10/2017 13:49	PAINT	1.71	Ceiling		POOR	Lt. Green	1st-Basemen	Stairwell	Building H	Null	< LOD	0.16	mg / cm ^2
2115	5/10/2017 13:49	PAINT	3.57	Wall	A	POOR	White	1st-Basemen	Stairwell	Building H	Negative	< LOD	0.04	mg / cm ^2
2116	5/10/2017 13:49	PAINT	0.34	Wall	A	POOR	Beige	1st-Basemen	Stairwell	Building H	Null	< LOD	0.34	mg / cm ^2
2117	5/10/2017 13:50	PAINT	7.48	Wall	A	POOR	Blue	1st-Basemen	Stairwell	Building H	Null	0.18	0.08	mg / cm ^2
2118	5/10/2017 13:50	PAINT	3.23	Wall	A	POOR	Drk. Green	1st-Basemen	Stairwell	Building H	Negative	< LOD	0.03	mg / cm ^2
2119	5/10/2017 13:51	PAINT	3.4	Baseboard	A	POOR	Gray	1st-Basemen	Stairwell	Building H	Negative	< LOD	0.06	mg / cm ^2
2120	5/10/2017 13:52	PAINT	13.24	Wall	C	POOR	Lt. Green	1st-Basemen	Stairwell	Building H	Null	0.15	0.06	mg / cm ^2
2121	5/10/2017 13:53	PAINT	10.54	Wall	C	POOR	Drk. Green	1st-Basemen	Stairwell	Building H	Null	0.25	0.07	mg / cm ^2
2122	5/10/2017 13:53	PAINT	1.19	Window		POOR	Green	1st-2nd	Stairwell	Building H	Positive	6.5	4.3	mg / cm ^2
2123	5/10/2017 13:54	PAINT	0.85	Window		POOR	Green	1st-2nd	Stairwell	Building H	Positive	< LOD	12.75	mg / cm ^2
2124	5/10/2017 13:54	PAINT	1.02	Window		POOR	White/Beige	1st-2nd	Stairwell	Building H	Negative	< LOD	0.33	mg / cm ^2
2125	5/10/2017 13:55	PAINT	5.13	Wall	A	POOR	White	1st-2nd	Stairwell	Building H	Null	< LOD	0.07	mg / cm ^2
2126	5/10/2017 13:56	PAINT	7.14	Wall	A	POOR	Green	1st-2nd	Stairwell	Building H	Negative	< LOD	0.9	mg / cm ^2
2127	5/10/2017 13:56	PAINT	1.19	Wall	B	POOR	Blue	1st-2nd	Stairwell	Building H	Negative	< LOD	0.56	mg / cm ^2
2128	5/10/2017 13:57	PAINT	3.74	Wall	B	POOR	Green	1st-2nd	Stairwell	Building H	Null	< LOD	0.04	mg / cm ^2
2129	5/10/2017 13:57	PAINT	3.24	Wall	B	POOR	Beige	1st-2nd	Stairwell	Building H	Negative	< LOD	0.05	mg / cm ^2
2130	5/10/2017 13:57	PAINT	2.05	Wall	C	POOR	Blue	1st-2nd	Stairwell	Building H	Null	< LOD	0.56	mg / cm ^2
2131	5/10/2017 13:57	PAINT	3.74	Wall	C	POOR	Beige	1st-2nd	Stairwell	Building H	Null	< LOD	0.27	mg / cm ^2
2132	5/10/2017 13:58	PAINT	9	Wall	C	POOR	Green	1st-2nd	Stairwell	Building H	Null	0.24	0.08	mg / cm ^2
2133	5/10/2017 14:00	PAINT	1.71	Wall	A	POOR	Beige	2nd Level	H211	Building H	Null	< LOD	0.03	mg / cm ^2
2134	5/10/2017 14:00	PAINT	3.09	Wall	B	POOR	Beige	2nd Level	H211	Building H	Negative	< LOD	0.03	mg / cm ^2
2135	5/10/2017 14:01	PAINT	2.21	Wall	C	POOR	Beige	2nd Level	H211	Building H	Negative	< LOD	0.03	mg / cm ^2
2136	5/10/2017 14:01	PAINT	2.71	Wall	D	POOR	Beige	2nd Level	H211	Building H	Negative	< LOD	0.05	mg / cm ^2
2137	5/10/2017 14:01	PAINT	1.02	Door Frame		POOR	Brown	2nd Level	H211A	Building H	Negative	< LOD	0.21	mg / cm ^2
2138	5/10/2017 14:01	PAINT	1.03	Door Frame		POOR	Brown	2nd Level	H211A	Building H	Negative	< LOD	0.2	mg / cm ^2
2139	5/10/2017 14:02	PAINT	2.55	Wall	A	POOR	Beige	2nd Level	H211A	Building H	Negative	< LOD	0.06	mg / cm ^2
2140	5/10/2017 14:02	PAINT	1.02	Wall	A	POOR	Beige	2nd Level	H211A	Building H	Negative	< LOD	0.19	mg / cm ^2
2141	5/10/2017 14:02	PAINT	1.19	Window	C	POOR	Brown	2nd Level	H211	Building H	Positive	< LOD	5.4	mg / cm ^2
2142	5/10/2017 14:03	PAINT	1.2	Window	C	POOR	Brown	2nd Level	H211	Building H	Positive	< LOD	5.25	mg / cm ^2
2143	5/10/2017 14:03	PAINT	1.19	Window	C	POOR	Brown	2nd Level	H211	Building H	Positive	6.2	3.8	mg / cm ^2
2144	5/10/2017 14:03	PAINT	0.68	Window	C	POOR	Brown	2nd Level	H211	Building H	Positive	< LOD	15.9	mg / cm ^2
2145	5/10/2017 14:04	PAINT	2.91	Wall	A	POOR	Beige	2nd Level	H212	Building H	Negative	< LOD	0.03	mg / cm ^2
2146	5/10/2017 14:04	PAINT	2.21	Wall	B	POOR	Beige	2nd Level	H212	Building H	Negative	< LOD	0.11	mg / cm ^2
2147	5/10/2017 14:04	PAINT	5.13	Wall	C	POOR	Beige	2nd Level	H212	Building H	Null	< LOD	0.06	mg / cm ^2
2148	5/10/2017 14:05	PAINT	3.22	Wall	D	POOR	Beige	2nd Level	H212	Building H	Negative	< LOD	0.08	mg / cm ^2
2149	5/10/2017 14:05	PAINT	1.02	Door Frame		POOR	Brown	2nd Level	H212A	Building H	Negative	< LOD	0.71	mg / cm ^2
2150	5/10/2017 14:05	PAINT	1.02	Door Frame		POOR	Brown	2nd Level	H212A	Building H	Negative	< LOD	0.42	mg / cm ^2
2151	5/10/2017 14:06	PAINT	3.23	Wall	C	POOR	Beige	2nd Level	H212A	Building H	Negative	< LOD	0.04	mg / cm ^2
2152	5/10/2017 14:06	PAINT	1.53	Wall	C	POOR	Green	2nd Level	H212A	Building H	Null	< LOD	0.03	mg / cm ^2
2153	5/10/2017 14:06	PAINT	1.89	Wall	A	POOR	Beige	2nd Level	H213	Building H	Null	< LOD	0.03	mg / cm ^2
2154	5/10/2017 14:06	PAINT	2.39	Wall	B	POOR	Beige	2nd Level	H213	Building H	Negative	< LOD	0.03	mg / cm ^2
2155	5/10/2017 14:07	PAINT	6.61	Wall	C	POOR	Beige	2nd Level	H213	Building H	Null	< LOD	0.2	mg / cm ^2
2156	5/10/2017 14:07	PAINT	6.85	Wall	D	POOR	Beige	2nd Level	H213	Building H	Null	< LOD	0.11	mg / cm ^2
2157	5/10/2017 14:08	PAINT	0.68	Door Frame		POOR	Brown	2nd Level	H213A	Building H	Null	< LOD	0.33	mg / cm ^2
2158	5/10/2017 14:08	PAINT	1.02	Door Frame		POOR	Brown	2nd Level	H213A	Building H	Negative	< LOD	0.28	mg / cm ^2
2159	5/10/2017 14:08	PAINT	2.72	Wall	B	POOR	Green	2nd Level	H213A	Building H	Negative	< LOD	0.03	mg / cm ^2
2160	5/10/2017 14:09	PAINT	0.51	Wall	B	POOR	Beige	2nd Level	H213A	Building H	Null	< LOD	0.05	mg / cm ^2
2161	5/10/2017 14:09	PAINT	2.38	Wall	B	POOR	White	2nd Level	H213A	Building H	Null	< LOD	0.03	mg / cm ^2
2162	5/10/2017 14:09	PAINT	1.36	Wall	A	POOR	Beige	2nd Level	H214	Building H	Null	< LOD	0.3	mg / cm ^2
2163	5/10/2017 14:10	PAINT	3.08	Wall	B	POOR	Beige	2nd Level	H214	Building H	Null	< LOD	0.17	mg / cm ^2
2164	5/10/2017 14:10	PAINT	2.73	Wall	C	POOR	Beige	2nd Level	H214	Building H	Negative	< LOD	0.03	mg / cm ^2
2165	5/10/2017 14:10	PAINT	2.37	Wall	D	POOR	Beige	2nd Level	H214	Building H	Negative	< LOD	0.18	mg / cm ^2

2166	5/10/2017 14:10	PAINT	0.85	Door Frame		POOR	Brown	2nd Level	H214A	Building H	Null	< LOD	0.88	mg / cm ^2
2167	5/10/2017 14:11	PAINT	1.02	Door Frame		POOR	Brown	2nd Level	H214A	Building H	Negative	< LOD	0.37	mg / cm ^2
2168	5/10/2017 14:11	PAINT	3.23	Wall	C	POOR	Beige	2nd Level	H214A	Building H	Negative	< LOD	0.03	mg / cm ^2
2169	5/10/2017 14:12	PAINT	1.88	Wall	A	POOR	Beige	2nd Level	H215	Building H	Null	< LOD	0.28	mg / cm ^2
2170	5/10/2017 14:12	PAINT	3.23	Wall	B	POOR	Beige	2nd Level	H215	Building H	Negative	< LOD	0.07	mg / cm ^2
2171	5/10/2017 14:12	PAINT	3.07	Wall	C	POOR	Beige	2nd Level	H215	Building H	Negative	< LOD	1.45	mg / cm ^2
2172	5/10/2017 14:13	PAINT	3.07	Wall	D	POOR	Beige	2nd Level	H215	Building H	Null	< LOD	0.23	mg / cm ^2
2173	5/10/2017 14:13	PAINT	1.02	Window		POOR	Brown	2nd Level	H215	Building H	Positive	< LOD	10.2	mg / cm ^2
2174	5/10/2017 14:13	PAINT	1.02	Door Frame		POOR	Brown	2nd Level	H215A	Building H	Negative	< LOD	0.5	mg / cm ^2
2175	5/10/2017 14:14	PAINT	1.02	Door Frame		POOR	Brown	2nd Level	H215A	Building H	Negative	< LOD	0.28	mg / cm ^2
2176	5/10/2017 14:14	PAINT	2.22	Wall	C	POOR	Beige	2nd Level	H215A	Building H	Negative	< LOD	0.04	mg / cm ^2
2177	5/10/2017 14:15	PAINT	3.93	Wall	B	POOR	Beige	2nd Level	H216	Building H	Null	< LOD	0.16	mg / cm ^2
2178	5/10/2017 14:15	PAINT	1.18	Wall	C	POOR	Beige	2nd Level	H216	Building H	Negative	< LOD	0.03	mg / cm ^2
2179	5/10/2017 14:15	PAINT	0.51	Wall	D	POOR	Beige	2nd Level	H216	Building H	Null	< LOD	0.18	mg / cm ^2
2180	5/10/2017 14:15	PAINT	3.23	Baseboard		POOR	Beige	2nd Level	H216	Building H	Negative	0.3	0.1	mg / cm ^2
2181	5/10/2017 14:16	PAINT	1.69	Wall	A	POOR	Beige	2nd Level	H217	Building H	Null	< LOD	0.03	mg / cm ^2
2182	5/10/2017 14:16	PAINT	0.51	Wall	B	POOR	Beige	2nd Level	H217	Building H	Null	< LOD	0.03	mg / cm ^2
2183	5/10/2017 14:17	PAINT	4.09	Wall	C	POOR	Beige	2nd Level	H217	Building H	Null	< LOD	0.11	mg / cm ^2
2184	5/10/2017 14:17	PAINT	1.71	Wall	D	POOR	Beige	2nd Level	H217	Building H	Null	< LOD	0.69	mg / cm ^2
2185	5/10/2017 14:17	PAINT	1.02	Door Frame		POOR	Brown	2nd Level	H217A	Building H	Negative	< LOD	0.09	mg / cm ^2
2186	5/10/2017 14:17	PAINT	1.02	Door Frame		POOR	Brown	2nd Level	H217A	Building H	Negative	< LOD	0.18	mg / cm ^2
2187	5/10/2017 14:17	PAINT	2.22	Wall	A	POOR	Beige	2nd Level	H217A	Building H	Negative	< LOD	0.03	mg / cm ^2
2188	5/10/2017 14:18	PAINT	1.2	Wall	A	POOR	Beige	2nd Level	H218	Building H	Null	< LOD	0.24	mg / cm ^2
2189	5/10/2017 14:18	PAINT	2.91	Wall	B	POOR	Beige	2nd Level	H218	Building H	Negative	< LOD	0.04	mg / cm ^2
2190	5/10/2017 14:19	PAINT	2.73	Wall	C	POOR	Beige	2nd Level	H218	Building H	Negative	< LOD	0.03	mg / cm ^2
2191	5/10/2017 14:19	PAINT	3.59	Wall	D	POOR	Beige	2nd Level	H218	Building H	Null	< LOD	0.23	mg / cm ^2
2192	5/10/2017 14:19	PAINT	1.02	Door Frame		POOR	Brown	2nd Level	H218A	Building H	Negative	< LOD	0.07	mg / cm ^2
2193	5/10/2017 14:19	PAINT	1.02	Door Frame		POOR	Brown	2nd Level	H218A	Building H	Negative	< LOD	0.14	mg / cm ^2
2194	5/10/2017 14:20	PAINT	3.75	Wall	B	POOR	Beige	2nd Level	H218A	Building H	Null	0.23	0.09	mg / cm ^2
2195	5/10/2017 14:21	PAINT	2.73	Wall	A	POOR	Beige	2nd Level	H219	Building H	Negative	< LOD	0.04	mg / cm ^2
2196	5/10/2017 14:21	PAINT	2.03	Wall	B	POOR	Beige	2nd Level	H219	Building H	Negative	< LOD	0.11	mg / cm ^2
2197	5/10/2017 14:21	PAINT	6.13	Wall	C	POOR	Beige	2nd Level	H219	Building H	Null	< LOD	0.23	mg / cm ^2
2198	5/10/2017 14:22	PAINT	2.04	Wall	D	POOR	Beige	2nd Level	H219	Building H	Null	< LOD	0.06	mg / cm ^2
2199	5/10/2017 14:22	PAINT	1.03	Wall	D	POOR		2nd Level	H219	Building H	Negative	< LOD	0.03	mg / cm ^2
2200	5/10/2017 14:23	PAINT	1.02	Door Frame		POOR	Brown	2nd Level	H219A	Building H	Negative	< LOD	0.32	mg / cm ^2
2201	5/10/2017 14:23	PAINT	1.02	Door Frame		POOR	Brown	2nd Level	H219A	Building H	Negative	< LOD	0.23	mg / cm ^2
2202	5/10/2017 14:24	PAINT	3.06	Wall	A	POOR	Beige	2nd Level	H220	Building H	Null	< LOD	0.03	mg / cm ^2
2203	5/10/2017 14:24	PAINT	0.85	Wall	B	POOR	Beige	2nd Level	H220	Building H	Null	< LOD	0.04	mg / cm ^2
2204	5/10/2017 14:24	PAINT	2.56	Wall	C	POOR	Beige	2nd Level	H220	Building H	Null	< LOD	0.03	mg / cm ^2
2205	5/10/2017 14:24	PAINT	1.19	Wall	D	POOR	Beige	2nd Level	H220	Building H	Null	< LOD	0.11	mg / cm ^2
2206	5/10/2017 14:25	PAINT	1.02	Door Frame		POOR	Brown	2nd Level	H220A	Building H	Negative	< LOD	0.18	mg / cm ^2
2207	5/10/2017 14:25	PAINT	1.02	Door Frame		POOR	Brown	2nd Level	H220A	Building H	Negative	< LOD	0.18	mg / cm ^2
2208	5/10/2017 14:25	PAINT	3.23	Wall	A	POOR	Beige	2nd Level	H220A	Building H	Negative	< LOD	0.03	mg / cm ^2
2209	5/10/2017 14:26	PAINT	1.87	Wall	A	POOR	Beige	2nd Level	H221	Building H	Negative	< LOD	0.16	mg / cm ^2
2210	5/10/2017 14:26	PAINT	1.53	Wall	B	POOR	Beige	2nd Level	H221	Building H	Null	< LOD	0.9	mg / cm ^2
2211	5/10/2017 14:26	PAINT	3.42	Wall	C	POOR	Beige	2nd Level	H221	Building H	Null	< LOD	0.25	mg / cm ^2
2212	5/10/2017 14:26	PAINT	1.54	Wall	D	POOR	Beige	2nd Level	H221	Building H	Null	< LOD	0.03	mg / cm ^2
2213	5/10/2017 14:27	PAINT	4.43	Wall	A	POOR	Beige	2nd Level	H222	Building H	Null	< LOD	0.03	mg / cm ^2
2214	5/10/2017 14:27	PAINT	2.39	Wall	B	POOR	Beige	2nd Level	H222	Building H	Null	< LOD	0.13	mg / cm ^2
2215	5/10/2017 14:28	PAINT	2.72	Wall	C	POOR	Beige	2nd Level	H222	Building H	Negative	< LOD	0.05	mg / cm ^2
2216	5/10/2017 14:28	PAINT	1.03	Wall	D	POOR	Beige	2nd Level	H222	Building H	Negative	< LOD	0.55	mg / cm ^2
2217	5/10/2017 14:28	PAINT	1.03	Window		POOR	Brown	2nd Level	H222	Building H	Positive	< LOD	9.75	mg / cm ^2
2218	5/10/2017 14:28	PAINT	1.02	Door Frame		POOR	Brown	2nd Level	H222A	Building H	Negative	< LOD	0.61	mg / cm ^2
2219	5/10/2017 14:29	PAINT	1.02	Door Frame		POOR	Brown	2nd Level	H222A	Building H	Negative	< LOD	0.69	mg / cm ^2
2220	5/10/2017 14:29	PAINT	1.02	Wall	B	POOR	Beige	2nd Level	H222A	Building H	Negative	< LOD	0.18	mg / cm ^2
2221	5/10/2017 14:29	PAINT	4.26	Wall	A	POOR	Beige	2nd Level	H223	Building H	Negative	< LOD	0.03	mg / cm ^2
2222	5/10/2017 14:30	PAINT	1.19	Wall	B	POOR	Beige	2nd Level	H223	Building H	Positive	7.8	4.8	mg / cm ^2
2223	5/10/2017 14:30	PAINT	1.36	Wall	B	POOR	Beige	2nd Level	H223	Building H	Positive	< LOD	5.55	mg / cm ^2
2224	5/10/2017 14:30	PAINT	3.23	Wall	C	POOR	Beige	2nd Level	H223	Building H	Negative	< LOD	0.03	mg / cm ^2
2225	5/10/2017 14:31	PAINT	2.73	Wall	D	POOR	Beige	2nd Level	H223	Building H	Null	< LOD	0.05	mg / cm ^2
2226	5/10/2017 14:31	PAINT	1.02	Door Frame		POOR	Brown	2nd Level	H223A	Building H	Negative	< LOD	0.14	mg / cm ^2
2227	5/10/2017 14:31	PAINT	1.02	Door Frame		POOR	Brown	2nd Level	H223A	Building H	Negative	< LOD	0.18	mg / cm ^2

2228	5/10/2017 14:31	PAINT	3.22	Wall	B	POOR	Beige	2nd Level	H223A	Building H	Negative	< LOD	0.05	mg / cm ^2
2229	5/10/2017 14:32	PAINT	2.05	Wall	A	POOR	Beige	2nd Level	H224	Building H	Negative	< LOD	0.03	mg / cm ^2
2230	5/10/2017 14:32	PAINT	3.23	Wall	B	POOR	Beige	2nd Level	H224	Building H	Negative	< LOD	0.06	mg / cm ^2
2231	5/10/2017 14:33	PAINT	4.1	Wall	C	POOR	Beige	2nd Level	H224	Building H	Negative	< LOD	0.03	mg / cm ^2
2232	5/10/2017 14:33	PAINT	1.2	Wall	D	POOR	Beige	2nd Level	H224	Building H	Null	< LOD	0.03	mg / cm ^2
2233	5/10/2017 14:33	PAINT	1.02	Door Frame		POOR	Brown	2nd Level	H224A	Building H	Negative	< LOD	0.3	mg / cm ^2
2234	5/10/2017 14:33	PAINT	1.02	Door Frame		POOR	Brown	2nd Level	H224A	Building H	Negative	< LOD	0.77	mg / cm ^2
2235	5/10/2017 14:34	PAINT	3.24	Wall	A	POOR	Beige	2nd Level	H224A	Building H	Negative	< LOD	0.07	mg / cm ^2
2236	5/10/2017 14:36	PAINT	7.34	Calibration		POOR					Positive	1.1	0.1	mg / cm ^2
2237	5/10/2017 14:37	PAINT	14.7	Calibration		POOR					Positive	1	0.1	mg / cm ^2
2238	5/10/2017 14:38	PAINT	19.29	Calibration		POOR					Positive	1	0.1	mg / cm ^2
2239	5/10/2017 14:43	PAINT	1.87	Wall	A	POOR	Beige	2nd Level	H225	Building H	Null	< LOD	0.28	mg / cm ^2
2240	5/10/2017 14:43	PAINT	0.34	Wall	B	POOR	Beige	2nd Level	H225	Building H	Null	< LOD	0.05	mg / cm ^2
2241	5/10/2017 14:44	PAINT	3.24	Wall	C	POOR	Beige	2nd Level	H225	Building H	Negative	< LOD	0.06	mg / cm ^2
2242	5/10/2017 14:44	PAINT	4.75	Wall	D	POOR	Beige	2nd Level	H225	Building H	Negative	< LOD	1.14	mg / cm ^2
2243	5/10/2017 14:44	PAINT	1.03	Window		POOR	Brown	2nd Level	H225	Building H	Positive	< LOD	9.9	mg / cm ^2
2244	5/10/2017 14:45	PAINT	0.85	Window		POOR	Brown	2nd Level	H225	Building H	Positive	< LOD	12.6	mg / cm ^2
2245	5/10/2017 14:45	PAINT	1.2	Window		POOR	Brown	2nd Level	H225	Building H	Positive	< LOD	5.25	mg / cm ^2
2246	5/10/2017 14:45	PAINT	0.68	Window		POOR	Brown	2nd Level	H225	Building H	Positive	< LOD	16.95	mg / cm ^2
2247	5/10/2017 14:45	PAINT	1.03	Door Frame		POOR	Brown	2nd Level	H225A	Building H	Negative	< LOD	0.36	mg / cm ^2
2248	5/10/2017 14:46	PAINT	0.34	Door Frame		POOR	Brown	2nd Level	H225A	Building H	Null	< LOD	0.67	mg / cm ^2
2249	5/10/2017 14:46	PAINT	3.39	Wall	C	POOR	Green/Beige	2nd Level	H225A	Building H	Negative	< LOD	0.03	mg / cm ^2
2250	5/10/2017 14:47	PAINT	1.36	Wall	A	POOR	Beige	2nd Level	H226	Building H	Null	< LOD	0.03	mg / cm ^2
2251	5/10/2017 14:48	PAINT	6.85	Wall	B	POOR	Beige	2nd Level	H226	Building H	Null	< LOD	0.11	mg / cm ^2
2252	5/10/2017 14:48	PAINT	3.22	Wall	C	POOR	Beige	2nd Level	H226	Building H	Negative	< LOD	0.08	mg / cm ^2
2253	5/10/2017 14:48	PAINT	3.24	Wall	D	POOR	Beige	2nd Level	H226	Building H	Negative	< LOD	1.31	mg / cm ^2
2254	5/10/2017 14:49	PAINT	1.02	Wall		POOR		2nd Level	H226	Building H	Negative	< LOD	0.17	mg / cm ^2
2255	5/10/2017 14:49	PAINT	1.03	Door Frame		POOR		2nd Level	H226	Building H	Negative	< LOD	0.22	mg / cm ^2
2256	5/10/2017 14:49	PAINT	0.85	Door Frame		POOR	Brown	2nd Level	H226	Building H	Positive	< LOD	12.9	mg / cm ^2
2257	5/10/2017 14:50	PAINT	1.19	Door Frame		POOR	Brown	2nd Level	H226	Building H	Positive	6.3	4.1	mg / cm ^2
2258	5/10/2017 14:50	PAINT	1.19	Wall		POOR	Brown	2nd Level	H226	Building H	Positive	6.6	4.2	mg / cm ^2
2259	5/10/2017 14:51	PAINT	1.03	Cabinet		POOR	Green	2nd Level	H227	Building H	Negative	< LOD	0.42	mg / cm ^2
2260	5/10/2017 14:51	PAINT	1.19	Wall	A	POOR	Green	2nd Level	H227	Building H	Null	< LOD	0.03	mg / cm ^2
2261	5/10/2017 14:51	PAINT	1.02	Wall	B	POOR	Green	2nd Level	H227	Building H	Negative	< LOD	0.33	mg / cm ^2
2262	5/10/2017 14:52	PAINT	3.06	Wall	C	POOR	Green	2nd Level	H227	Building H	Negative	< LOD	0.1	mg / cm ^2
2263	5/10/2017 14:52	PAINT	1.87	Wall	D	POOR	Green	2nd Level	H227	Building H	Negative	< LOD	0.15	mg / cm ^2
2264	5/10/2017 14:52	PAINT	1.02	Shelf	D	POOR	Green	2nd Level	H227	Building H	Negative	< LOD	0.23	mg / cm ^2
2265	5/10/2017 14:53	PAINT	6.13	Pipe	C	POOR	Green	2nd Level	H227	Building H	Negative	< LOD	0.29	mg / cm ^2
2266	5/10/2017 14:53	PAINT	1.02	Pipe	B	POOR	Green	2nd Level	H227	Building H	Negative	< LOD	0.05	mg / cm ^2
2267	5/10/2017 14:53	PAINT	1.02	Door Frame	A	POOR	Green	2nd Level	H227	Building H	Negative	< LOD	0.13	mg / cm ^2
2268	5/10/2017 14:54	PAINT	1.02	Door Frame	A	POOR	Brown	2nd Level	H227	Building H	Negative	< LOD	0.28	mg / cm ^2
2269	5/10/2017 14:54	PAINT	1.2	Window	B&C	POOR	Brown	2nd Level	H228	Building H	Positive	3.6	2.3	mg / cm ^2
2270	5/10/2017 14:55	PAINT	1.19	Window	B&C	POOR	Brown	2nd Level	H228	Building H	Positive	< LOD	5.4	mg / cm ^2
2271	5/10/2017 14:55	PAINT	1.02	Window	B&C	POOR	Brown	2nd Level	H228	Building H	Negative	< LOD	0.46	mg / cm ^2
2272	5/10/2017 14:55	PAINT	0.51	Window	B&C	POOR	Brown	2nd Level	H228	Building H	Null	< LOD	6.9	mg / cm ^2
2273	5/10/2017 14:56	PAINT	1.19	Window		POOR	Brown	2nd Level	H228	Building H	Positive	< LOD	5.55	mg / cm ^2
2274	5/10/2017 14:56	PAINT	1.19	Window		POOR	Brown	2nd Level	H228	Building H	Positive	5.7	3.6	mg / cm ^2
2275	5/10/2017 14:56	PAINT	1.36	Window		POOR	Brown	2nd Level	H228	Building H	Negative	< LOD	0.75	mg / cm ^2
2276	5/10/2017 14:56	PAINT	1.2	Window		POOR	Brown	2nd Level	H228	Building H	Positive	7.2	4.7	mg / cm ^2
2277	5/10/2017 14:57	PAINT	2.56	Wall	A	POOR	Beige	2nd Level	H228	Building H	Negative	< LOD	0.03	mg / cm ^2
2278	5/10/2017 14:58	PAINT	4.27	Wall	B	POOR	Beige	2nd Level	H228	Building H	Null	< LOD	0.18	mg / cm ^2
2279	5/10/2017 14:58	PAINT	2.04	Wall	C	POOR	Beige	2nd Level	H228	Building H	Null	< LOD	0.4	mg / cm ^2
2280	5/10/2017 14:58	PAINT	3.74	Wall	D	POOR	Beige	2nd Level	H228	Building H	Negative	< LOD	0.03	mg / cm ^2
2281	5/10/2017 14:59	PAINT	0.17	Baseboard		POOR	Brown	2nd Level	H228	Building H	Null	< LOD	5.1	mg / cm ^2
2282	5/10/2017 15:00	PAINT	1.53	Wall	A	POOR	Beige	2nd Level	Hallway	Building H	Negative	< LOD	0.03	mg / cm ^2
2283	5/10/2017 15:00	PAINT	3.23	Wall	A	POOR	Beige	2nd Level	Hallway	Building H	Negative	< LOD	0.03	mg / cm ^2
2284	5/10/2017 15:00	PAINT	2.38	Wall	B	POOR	Beige	2nd Level	Hallway	Building H	Null	< LOD	0.31	mg / cm ^2
2285	5/10/2017 15:01	PAINT	3.06	Wall	C	POOR	Beige	2nd Level	Hallway	Building H	Negative	< LOD	0.12	mg / cm ^2
2286	5/10/2017 15:01	PAINT	2.39	Wall	D	POOR	Beige	2nd Level	Hallway	Building H	Negative	< LOD	0.03	mg / cm ^2
2287	5/10/2017 15:02	PAINT	1.02	Elevator	B	POOR	Green	2nd Level	Hallway	Building H	Negative	< LOD	0.35	mg / cm ^2
2288	5/10/2017 15:02	PAINT	3.24	Wall		POOR	Green	2nd Level	Hallway	Building H	Negative	< LOD	0.03	mg / cm ^2
2289	5/10/2017 15:02	PAINT	1.02	Wall		POOR	Tan	2nd Level	Hallway	Building H	Negative	< LOD	0.71	mg / cm ^2

2290	5/10/2017 15:03	PAINT	1.02	Ceiling		POOR	White	2nd Level	Hallway	Building H	Negative	< LOD	0.28	mg / cm ^2
2291	5/10/2017 15:03	PAINT	1.53	Fire - Cabinet		POOR	Brown	2nd Level	Hallway	Building H	Positive	< LOD	5.55	mg / cm ^2
2292	5/10/2017 15:03	PAINT	1.19	Fire - Cabinet		POOR	Brown	2nd Level	Hallway	Building H	Positive	6.5	4.2	mg / cm ^2
2293	5/10/2017 15:04	PAINT	1.02	Fire - Cabinet		POOR		2nd Level	Hallway	Building H	Positive	< LOD	9.15	mg / cm ^2
2294	5/10/2017 15:04	PAINT	0.68	Fire - Cabinet		POOR		2nd Level	Hallway	Building H	Positive	< LOD	14.25	mg / cm ^2
2295	5/10/2017 15:04	PAINT	0.68	Fire - Cabinet		POOR		2nd Level	Hallway	Building H	Positive	< LOD	5.85	mg / cm ^2
2296	5/10/2017 15:04	PAINT	1.02	Door Frame	H220	POOR	Brown	2nd Level	Hallway	Building H	Negative	< LOD	0.28	mg / cm ^2
2297	5/10/2017 15:05	PAINT	1.02	Door Frame	H220	POOR	Brown	2nd Level	Hallway	Building H	Negative	< LOD	0.26	mg / cm ^2
2298	5/10/2017 15:05	PAINT	1.02	Door Frame	H220	POOR	Brown	2nd Level	Hallway	Building H	Negative	< LOD	0.15	mg / cm ^2
2299	5/10/2017 15:05	PAINT	1.02	Door Frame	H214	POOR	Brown	2nd Level	Hallway	Building H	Negative	< LOD	0.42	mg / cm ^2
2300	5/10/2017 15:05	PAINT	1.02	Door Frame	H214	POOR	Brown	2nd Level	Hallway	Building H	Negative	< LOD	0.08	mg / cm ^2
2301	5/10/2017 15:05	PAINT	1.02	Door Frame	H214	POOR	Brown	2nd Level	Hallway	Building H	Negative	< LOD	0.19	mg / cm ^2
2302	5/10/2017 15:06	PAINT	1.02	Door Frame		POOR	Green	2nd Level	Hallway	Building H	Negative	< LOD	0.15	mg / cm ^2
2303	5/10/2017 15:06	PAINT	1.02	Door Frame		POOR	Beige	2nd Level	Hallway	Building H	Negative	< LOD	0.03	mg / cm ^2
2304	5/10/2017 15:06	PAINT	0.68	Ceiling	H225	POOR	White	2nd Level	Hallway	Building H	Null	< LOD	1.3	mg / cm ^2
2305	5/10/2017 15:07	PAINT	2.22	Ceiling	H223	POOR	White	2nd Level	Hallway	Building H	Null	< LOD	0.04	mg / cm ^2
2306	5/10/2017 15:08	PAINT	3.25	Ceiling	H217	POOR	White	2nd Level	Hallway	Building H	Null	< LOD	0.21	mg / cm ^2
2307	5/10/2017 15:08	PAINT	0.68	Ceiling	H214	POOR	White	2nd Level	Hallway	Building H	Null	< LOD	0.58	mg / cm ^2
2308	5/10/2017 15:09	PAINT	3.22	Wall	A	POOR	Green	2nd&3rd	Stairwell	Building H	Null	< LOD	0.25	mg / cm ^2
2309	5/10/2017 15:09	PAINT	3.75	Wall	A	POOR	Green	2nd&3rd	Stairwell	Building H	Null	< LOD	0.13	mg / cm ^2
2310	5/10/2017 15:10	PAINT	3.22	Wall	B	POOR	Green	2nd&3rd	Stairwell	Building H	Negative	< LOD	0.18	mg / cm ^2
2311	5/10/2017 15:10	PAINT	3.76	Wall	C	POOR	Green	2nd&3rd	Stairwell	Building H	Null	< LOD	0.12	mg / cm ^2
2312	5/10/2017 15:11	PAINT	2.74	Wall	D	POOR	Green	2nd&3rd	Stairwell	Building H	Negative	< LOD	0.03	mg / cm ^2
2313	5/10/2017 15:11	PAINT	1.36	Wall	D	POOR	Drk. Green	2nd&3rd	Stairwell	Building H	Null	< LOD	0.03	mg / cm ^2
2314	5/10/2017 15:12	PAINT	1.54	Baseboard		POOR	Gray	2nd&3rd	Stairwell	Building H	Null	1.6	0.8	mg / cm ^2
2315	5/10/2017 15:12	PAINT	1.02	Window		POOR	Green	2nd&3rd	Stairwell	Building H	Positive	< LOD	10.05	mg / cm ^2
2316	5/10/2017 15:12	PAINT	1.02	Window		POOR	Green	2nd&3rd	Stairwell	Building H	Positive	7.7	4.5	mg / cm ^2
2317	5/10/2017 15:12	PAINT	0.34	Window		POOR	Green	2nd&3rd	Stairwell	Building H	Null	< LOD	12.6	mg / cm ^2
2318	5/10/2017 15:13	PAINT	0.68	Window		POOR	Green	2nd&3rd	Stairwell	Building H	Positive	< LOD	15.3	mg / cm ^2
2319	5/10/2017 15:13	PAINT	1.02	Door Frame		POOR	Green	2nd&3rd	Stairwell	Building H	Negative	< LOD	0.04	mg / cm ^2
2320	5/10/2017 15:13	PAINT	1.02	Door		POOR	Green	2nd&3rd	Stairwell	Building H	Negative	< LOD	0.42	mg / cm ^2
2321	5/10/2017 15:14	PAINT	1.03	Door Frame		POOR	Brown	2nd&3rd	Stairwell	Building H	Negative	< LOD	0.04	mg / cm ^2
2322	5/10/2017 15:14	PAINT	1.02	Door		POOR	Brown	2nd&3rd	Stairwell	Building H	Negative	< LOD	0.8	mg / cm ^2
2323	5/10/2017 15:16	PAINT	3.4	Wall		POOR	White	3rd Floor	Roof Access	Building H	Negative	< LOD	0.03	mg / cm ^2
2324	5/10/2017 15:16	PAINT	3.24	Wall		POOR	White	3rd Floor	Roof Access	Building H	Negative	< LOD	0.1	mg / cm ^2
2325	5/10/2017 15:16	PAINT	2.9	Wall		POOR	White	3rd Floor	Roof Access	Building H	Null	< LOD	0.03	mg / cm ^2
2326	5/10/2017 15:17	PAINT	0.51	Door Frame		POOR	Green	3rd Floor	Roof Access	Building H	Positive	4.9	3.2	mg / cm ^2
2327	5/10/2017 15:17	PAINT	0.85	Door Frame		POOR	Brown	3rd Floor	Roof Access	Building H	Positive	< LOD	12.15	mg / cm ^2
2328	5/10/2017 15:18	PAINT	0.34	Ladder		POOR	Black	3rd Floor	Roof Access	Building H	Positive	3.6	2.3	mg / cm ^2
2329	5/10/2017 15:19	PAINT	2.55	Wall	A	POOR	Beige	3rd Floor	H344	Building H	Negative	< LOD	0.06	mg / cm ^2
2330	5/10/2017 15:19	PAINT	3.06	Wall	B	POOR	Beige	3rd Floor	H344	Building H	Negative	< LOD	0.06	mg / cm ^2
2331	5/10/2017 15:19	PAINT	3.23	Wall	C	POOR	Beige	3rd Floor	H344	Building H	Negative	< LOD	1.48	mg / cm ^2
2332	5/10/2017 15:20	PAINT	3.23	Wall	D	POOR	Beige	3rd Floor	H344	Building H	Negative	< LOD	0.18	mg / cm ^2
2333	5/10/2017 15:20	PAINT	2.56	Window		POOR	Brown	3rd Floor	H344	Building H	Positive	2.9	1.8	mg / cm ^2
2334	5/10/2017 15:21	PAINT	4.58	Window		POOR	Brown	3rd Floor	H344	Building H	Positive	1.7	0.7	mg / cm ^2
2335	5/10/2017 15:21	PAINT	1.18	Window		POOR	Brown	3rd Floor	H344	Building H	Positive	< LOD	5.55	mg / cm ^2
2336	5/10/2017 15:21	PAINT	1.02	Door Frame		POOR	Brown	3rd Floor	H344A	Building H	Negative	< LOD	0.15	mg / cm ^2
2337	5/10/2017 15:21	PAINT	1.02	Door Frame		POOR	Brown	3rd Floor	H344A	Building H	Negative	< LOD	0.87	mg / cm ^2
2338	5/10/2017 15:21	PAINT	3.23	Wall	C	POOR	Beige	3rd Floor	H344A	Building H	Negative	< LOD	0.04	mg / cm ^2
2339	5/10/2017 15:22	PAINT	0.17	Wall	C	POOR	Green	3rd Floor	H344A	Building H	Null	< LOD	0.03	mg / cm ^2
2340	5/10/2017 15:22	PAINT	4.08	Wall	A	POOR	Beige	3rd Floor	H345	Building H	Null	0.7	0.3	mg / cm ^2
2341	5/10/2017 15:23	PAINT	3.22	Wall	B	POOR	Beige	3rd Floor	H345	Building H	Negative	< LOD	0.09	mg / cm ^2
2342	5/10/2017 15:23	PAINT	1.87	Wall	C	POOR	Beige	3rd Floor	H345	Building H	Null	< LOD	1.5	mg / cm ^2
2343	5/10/2017 15:23	PAINT	4.6	Wall	A	POOR	Beige	3rd Floor	H345	Building H	Null	1.2	0.5	mg / cm ^2
2344	5/10/2017 15:24	PAINT	10.03	Wall	D	POOR	Beige	3rd Floor	H345	Building H	Positive	1.6	0.6	mg / cm ^2
2345	5/10/2017 15:25	PAINT	1.02	Window		POOR	Brown	3rd Floor	H345	Building H	Positive	< LOD	3.15	mg / cm ^2
2346	5/10/2017 15:25	PAINT	1.19	Window		POOR	Brown	3rd Floor	H345	Building H	Positive	< LOD	5.7	mg / cm ^2
2347	5/10/2017 15:25	PAINT	1.19	Window		POOR	Brown	3rd Floor	H345	Building H	Positive	< LOD	5.1	mg / cm ^2
2348	5/10/2017 15:25	PAINT	0.85	Window		POOR	Brown	3rd Floor	H345	Building H	Positive	< LOD	11.7	mg / cm ^2
2349	5/10/2017 15:26	PAINT	2.56	Wall	A	POOR	Beige	3rd Floor	H346	Building H	Null	< LOD	0.03	mg / cm ^2
2350	5/10/2017 15:26	PAINT	2.73	Wall	B	POOR	Beige	3rd Floor	H346	Building H	Negative	< LOD	0.03	mg / cm ^2
2351	5/10/2017 15:26	PAINT	2.38	Wall	C	POOR	Beige	3rd Floor	H346	Building H	Null	< LOD	0.09	mg / cm ^2

2352	5/10/2017 15:27	PAINT	4.07	Wall	D	POOR	Beige	3rd Floor	H346	Building H	Null	< LOD	0.46	mg / cm ^2
2353	5/10/2017 15:27	PAINT	1.02	Pipe		POOR	Black	3rd Floor	H346	Building H	Negative	< LOD	0.06	mg / cm ^2
2354	5/10/2017 15:27	PAINT	2.04	Wall	A	POOR	Beige	3rd Floor	H347	Building H	Negative	< LOD	0.03	mg / cm ^2
2355	5/10/2017 15:28	PAINT	2.73	Wall	B	POOR	Beige	3rd Floor	H347	Building H	Negative	< LOD	0.27	mg / cm ^2
2356	5/10/2017 15:28	PAINT	3.56	Wall	C	POOR	Beige	3rd Floor	H347	Building H	Null	< LOD	0.04	mg / cm ^2
2357	5/10/2017 15:28	PAINT	3.26	Wall	D	POOR	Beige	3rd Floor	H347	Building H	Negative	< LOD	0.03	mg / cm ^2
2358	5/10/2017 15:29	PAINT	3.24	Wall	D	POOR	Beige	3rd Floor	H347	Building H	Negative	< LOD	0.24	mg / cm ^2
2359	5/10/2017 15:29	PAINT	0.85	Door		POOR	Brown	3rd Floor	H347	Building H	Null	< LOD	0.27	mg / cm ^2
2360	5/10/2017 15:29	PAINT	1.19	Door Frame		POOR	Brown	3rd Floor	H347	Building H	Positive	< LOD	6.3	mg / cm ^2
2361	5/10/2017 15:29	PAINT	1.02	Door		POOR	Brown	3rd Floor	H347	Building H	Positive	< LOD	10.65	mg / cm ^2
2362	5/10/2017 15:30	PAINT	1.02	Door		POOR	Brown	3rd Floor	H347	Building H	Negative	< LOD	0.04	mg / cm ^2
2363	5/10/2017 15:30	PAINT	1.19	Door		POOR	Brown	3rd Floor	H347	Building H	Positive	6.8	4.3	mg / cm ^2
2364	5/10/2017 15:31	PAINT	2.21	Wall	A	POOR	Beige	3rd Floor	H348	Building H	Null	< LOD	0.27	mg / cm ^2
2365	5/10/2017 15:31	PAINT	3.23	Wall	B	POOR	Beige	3rd Floor	H348	Building H	Null	0.14	0.09	mg / cm ^2
2366	5/10/2017 15:32	PAINT	2.91	Wall	C	POOR	Beige	3rd Floor	H348	Building H	Null	< LOD	0.03	mg / cm ^2
2367	5/10/2017 15:32	PAINT	6.14	Wall	D	POOR	Beige	3rd Floor	H348	Building H	Null	0.14	0.07	mg / cm ^2
2368	5/10/2017 15:32	PAINT	3.24	Baseboard		POOR	Gray	3rd Floor	H348	Building H	Negative	0.07	0.04	mg / cm ^2
2369	5/10/2017 15:33	PAINT	3.07	Wall	A	POOR	Beige	3rd Floor	H349	Building H	Null	< LOD	0.15	mg / cm ^2
2370	5/10/2017 15:33	PAINT	0.68	Wall	B	POOR	Beige	3rd Floor	H349	Building H	Null	< LOD	0.13	mg / cm ^2
2371	5/10/2017 15:34	PAINT	3.41	Wall	C	POOR	Beige	3rd Floor	H349	Building H	Null	< LOD	0.25	mg / cm ^2
2372	5/10/2017 15:34	PAINT	0.51	Cabinet		POOR	White	3rd Floor	H349	Building H	Null	< LOD	0.08	mg / cm ^2
2373	5/10/2017 15:34	PAINT	5.12	Wall	A	POOR	Beige	3rd Floor	H350	Building H	Negative	< LOD	1.03	mg / cm ^2
2374	5/10/2017 15:35	PAINT	3.23	Wall	B	POOR	Beige	3rd Floor	H350	Building H	Negative	< LOD	0.06	mg / cm ^2
2375	5/10/2017 15:35	PAINT	2.55	Wall	C	POOR	Beige	3rd Floor	H350	Building H	Null	< LOD	0.52	mg / cm ^2
2376	5/10/2017 15:35	PAINT	0.17	Wall	D	POOR	Beige	3rd Floor	H350	Building H	Null	< LOD	0.11	mg / cm ^2
2377	5/10/2017 15:36	PAINT	1.02	Door Frame		POOR	Brown	3rd Floor	H350A	Building H	Negative	< LOD	0.38	mg / cm ^2
2378	5/10/2017 15:36	PAINT	1.02	Door Frame		POOR	Brown	3rd Floor	H350A	Building H	Negative	< LOD	0.18	mg / cm ^2
2379	5/10/2017 15:36	PAINT	2.38	Wall	C	POOR	Beige	3rd Floor	H350A	Building H	Null	< LOD	0.03	mg / cm ^2
2380	5/10/2017 15:38	PAINT	2.73	Calibration		POOR					Positive	1.3	0.3	mg / cm ^2
2381	5/10/2017 15:40	PAINT	19.96	Calibration		POOR					Positive	1	0.1	mg / cm ^2
2382	5/10/2017 15:40	PAINT	5.46	Calibration		POOR					Negative	0.9	0.1	mg / cm ^2
2383	5/10/2017 15:45	SHUTTER_CAL	154.75	Calibration		POOR						2.33	0	cps
2384	5/10/2017 15:47	PAINT	17.75	Calibration		POOR					Positive	1	0.1	mg / cm ^2
2385	5/10/2017 15:50	PAINT	1.71	Wall	A	POOR	Beige	3rd Floor	H351	Building H	Negative	< LOD	0.03	mg / cm ^2
2386	5/10/2017 15:50	PAINT	3.24	Wall	B	POOR	Beige	3rd Floor	H351	Building H	Negative	< LOD	0.03	mg / cm ^2
2387	5/10/2017 15:50	PAINT	2.38	Wall	C	POOR	Beige	3rd Floor	H351	Building H	Null	< LOD	0.05	mg / cm ^2
2388	5/10/2017 15:51	PAINT	3.07	Wall	D	POOR	Beige	3rd Floor	H351	Building H	Negative	< LOD	0.03	mg / cm ^2
2389	5/10/2017 15:51	PAINT	1.02	Door Frame		POOR	Brown	3rd Floor	H351A	Building H	Negative	< LOD	0.29	mg / cm ^2
2390	5/10/2017 15:51	PAINT	1.02	Door Frame		POOR	Brown	3rd Floor	H351A	Building H	Negative	< LOD	0.75	mg / cm ^2
2391	5/10/2017 15:51	PAINT	3.23	Wall	A	POOR	Beige	3rd Floor	H351A	Building H	Negative	< LOD	0.06	mg / cm ^2
2392	5/10/2017 15:52	PAINT	2.38	Wall	A	POOR	Beige	3rd Floor	H352	Building H	Negative	< LOD	0.12	mg / cm ^2
2393	5/10/2017 15:52	PAINT	3.23	Wall	B	POOR	Beige	3rd Floor	H352	Building H	Negative	< LOD	0.03	mg / cm ^2
2394	5/10/2017 15:53	PAINT	2.75	Wall	C	POOR	Beige	3rd Floor	H352	Building H	Negative	< LOD	0.03	mg / cm ^2
2395	5/10/2017 15:53	PAINT	3.26	Wall	D	POOR	Beige	3rd Floor	H352	Building H	Negative	< LOD	0.03	mg / cm ^2
2396	5/10/2017 15:53	PAINT	1.02	Door Frame		POOR	Brown	3rd Floor	H352A/B	Building H	Positive	7.4	4.7	mg / cm ^2
2397	5/10/2017 15:53	PAINT	1.36	Door Frame		POOR	Brown	3rd Floor	H352A/B	Building H	Positive	1.6	0.6	mg / cm ^2
2398	5/10/2017 15:53	PAINT	0.51	Wall	A	POOR	Beige	3rd Floor	H352A/B	Building H	Positive	< LOD	4.05	mg / cm ^2
2399	5/10/2017 15:54	PAINT	0.68	Window		POOR	Brown	3rd Floor	H352	Building H	Positive	< LOD	18.75	mg / cm ^2
2400	5/10/2017 15:54	PAINT	2.05	Window		POOR	Brown	3rd Floor	H352	Building H	Negative	< LOD	0.03	mg / cm ^2
2401	5/10/2017 15:54	PAINT	1.53	Window		POOR	Brown	3rd Floor	H352	Building H	Negative	< LOD	0.57	mg / cm ^2
2402	5/10/2017 15:54	PAINT	0.34	Window		POOR	Brown	3rd Floor	H352	Building H	Null	< LOD	0.37	mg / cm ^2
2403	5/10/2017 15:55	PAINT	3.07	Wall		POOR	Beige	3rd Floor	H352	Building H	Negative	< LOD	0.03	mg / cm ^2
2404	5/10/2017 15:55	PAINT	0.34	Wall	A	POOR	Beige	3rd Floor	H353	Building H	Null	< LOD	0.08	mg / cm ^2
2405	5/10/2017 15:55	PAINT	2.21	Wall	B	POOR	Beige	3rd Floor	H353	Building H	Negative	< LOD	0.03	mg / cm ^2
2406	5/10/2017 15:56	PAINT	3.25	Wall	C	POOR	Beige	3rd Floor	H353	Building H	Null	< LOD	0.07	mg / cm ^2
2407	5/10/2017 15:56	PAINT	5.46	Wall	D	POOR	Beige	3rd Floor	H353	Building H	Negative	< LOD	1.08	mg / cm ^2
2408	5/10/2017 15:57	PAINT	1.02	Door Frame		POOR	Brown	3rd Floor	H353A	Building H	Negative	< LOD	0.69	mg / cm ^2
2409	5/10/2017 15:57	PAINT	1.02	Door Frame		POOR	Brown	3rd Floor	H353A	Building H	Negative	< LOD	0.54	mg / cm ^2
2410	5/10/2017 15:57	PAINT	1.71	Wall	A	POOR	Beige	3rd Floor	H353A	Building H	Null	< LOD	0.12	mg / cm ^2
2411	5/10/2017 15:57	PAINT	1.53	Wall	A	POOR	Beige	3rd Floor	H354	Building H	Negative	< LOD	0.08	mg / cm ^2
2412	5/10/2017 15:58	PAINT	3.06	Wall	B	POOR	Beige	3rd Floor	H354	Building H	Null	< LOD	0.09	mg / cm ^2
2413	5/10/2017 15:58	PAINT	0.86	Wall	C	POOR	Beige	3rd Floor	H354	Building H	Null	< LOD	0.03	mg / cm ^2

2414	5/10/2017 15:58	PAINT	3.26	Wall	D	POOR	Beige	3rd Floor	H354	Building H	Negative	< LOD	0.03	mg / cm ^2
2415	5/10/2017 15:58	PAINT	1.02	Door Frame		POOR	Brown	3rd Floor	H354A	Building H	Negative	< LOD	0.4	mg / cm ^2
2416	5/10/2017 15:58	PAINT	1.02	Door Frame		POOR	Brown	3rd Floor	H354A	Building H	Negative	< LOD	0.19	mg / cm ^2
2417	5/10/2017 15:59	PAINT	0.85	Wall	B	POOR	Beige	3rd Floor	H354A	Building H	Null	< LOD	0.35	mg / cm ^2
2418	5/10/2017 15:59	PAINT	0.85	Wall	A	POOR	Beige	3rd Floor	H355	Building H	Null	< LOD	0.42	mg / cm ^2
2419	5/10/2017 15:59	PAINT	1.88	Wall	B	POOR	Beige	3rd Floor	H355	Building H	Negative	< LOD	0.1	mg / cm ^2
2420	5/10/2017 16:00	PAINT	5.3	Wall	C	POOR	Beige	3rd Floor	H355	Building H	Null	< LOD	0.23	mg / cm ^2
2421	5/10/2017 16:00	PAINT	1.71	Wall	D	POOR	Beige	3rd Floor	H355	Building H	Null	< LOD	0.45	mg / cm ^2
2422	5/10/2017 16:01	PAINT	1.02	Door Frame		POOR	Brown	3rd Floor	H355A	Building H	Negative	< LOD	0.2	mg / cm ^2
2423	5/10/2017 16:01	PAINT	1.02	Door Frame		POOR	Brown	3rd Floor	H355A	Building H	Negative	< LOD	0.21	mg / cm ^2
2424	5/10/2017 16:01	PAINT	1.2	Wall	A	POOR	Beige	3rd Floor	H355A	Building H	Null	< LOD	0.04	mg / cm ^2
2425	5/10/2017 16:02	PAINT	3.23	Wall	A	POOR	Beige	3rd Floor	H356	Building H	Null	< LOD	0.37	mg / cm ^2
2426	5/10/2017 16:02	PAINT	3.23	Wall	B	POOR	Beige	3rd Floor	H356	Building H	Negative	< LOD	0.03	mg / cm ^2
2427	5/10/2017 16:02	PAINT	3.24	Wall	C	POOR	Beige	3rd Floor	H356	Building H	Negative	< LOD	1.45	mg / cm ^2
2428	5/10/2017 16:03	PAINT	1.72	Wall	D	POOR	Beige	3rd Floor	H356	Building H	Negative	< LOD	0.03	mg / cm ^2
2429	5/10/2017 16:03	PAINT	1.19	Door Frame		POOR	Brown	3rd Floor	H356A	Building H	Negative	< LOD	0.69	mg / cm ^2
2430	5/10/2017 16:03	PAINT	1.02	Door Frame		POOR	Brown	3rd Floor	H356A	Building H	Negative	< LOD	0.17	mg / cm ^2
2431	5/10/2017 16:03	PAINT	3.07	Wall	B	POOR	Beige	3rd Floor	H356A	Building H	Negative	< LOD	1.49	mg / cm ^2
2432	5/10/2017 16:04	PAINT	3.41	Wall	A	POOR	Beige	3rd Floor	H357	Building H	Null	< LOD	0.42	mg / cm ^2
2433	5/10/2017 16:04	PAINT	1.7	Wall	B	POOR	Beige	3rd Floor	H357	Building H	Negative	< LOD	0.1	mg / cm ^2
2434	5/10/2017 16:04	PAINT	2.73	Wall	C	POOR	Beige	3rd Floor	H357	Building H	Negative	< LOD	0.03	mg / cm ^2
2435	5/10/2017 16:04	PAINT	2.23	Wall	D	POOR	Beige	3rd Floor	H357	Building H	Negative	< LOD	0.03	mg / cm ^2
2436	5/10/2017 16:05	PAINT	1.02	Door Frame		POOR	Brown	3rd Floor	H357A	Building H	Negative	< LOD	0.16	mg / cm ^2
2437	5/10/2017 16:05	PAINT	1.02	Door Frame		POOR	Brown	3rd Floor	H357A	Building H	Negative	< LOD	0.07	mg / cm ^2
2438	5/10/2017 16:05	PAINT	0.17	Wall	D	POOR	Beige	3rd Floor	H357A	Building H	Null	< LOD	0.39	mg / cm ^2
2439	5/10/2017 16:05	PAINT	2.39			POOR		3rd Floor		Building H	Negative	< LOD	0.03	mg / cm ^2
2440	5/10/2017 16:06	PAINT	1.36	Wall	A	POOR	Beige	3rd Floor	H358	Building H	Null	< LOD	0.19	mg / cm ^2
2441	5/10/2017 16:06	PAINT	2.55	Wall	B	POOR	Beige	3rd Floor	H358	Building H	Null	< LOD	0.03	mg / cm ^2
2442	5/10/2017 16:07	PAINT	12.13	Wall	C	POOR	Beige	3rd Floor	H358	Building H	Null	0.15	0.08	mg / cm ^2
2443	5/10/2017 16:08	PAINT	13.51	Wall	D	POOR	Beige	3rd Floor	H358	Building H	Negative	< LOD	0.75	mg / cm ^2
2444	5/10/2017 16:08	PAINT	1.71	Window	D	POOR	Brown	3rd Floor	H358	Building H	Negative	< LOD	0.73	mg / cm ^2
2445	5/10/2017 16:09	PAINT	1.19	Window	D	POOR	Brown	3rd Floor	H358	Building H	Positive	< LOD	5.4	mg / cm ^2
2446	5/10/2017 16:09	PAINT	0.86	Window	D	POOR	Brown	3rd Floor	H358	Building H	Positive	< LOD	12.15	mg / cm ^2
2447	5/10/2017 16:09	PAINT	1.02	Window	D	POOR	Brown	3rd Floor	H358	Building H	Negative	< LOD	0.29	mg / cm ^2
2448	5/10/2017 16:09	PAINT	1.02	Window	D	POOR	Brown	3rd Floor	H358	Building H	Negative	< LOD	0.29	mg / cm ^2
2449	5/10/2017 16:10	PAINT	1.03	Window	A	POOR	Brown	3rd Floor	H358	Building H	Negative	< LOD	0.12	mg / cm ^2
2450	5/10/2017 16:10	PAINT	1.02	Window	A	POOR	Brown	3rd Floor	H358	Building H	Negative	< LOD	0.19	mg / cm ^2
2451	5/10/2017 16:10	PAINT	1.02	Window	A	POOR	Brown	3rd Floor	H358	Building H	Negative	< LOD	0.44	mg / cm ^2
2452	5/10/2017 16:10	PAINT	1.02	Window	A	POOR	Brown	3rd Floor	H358	Building H	Negative	< LOD	0.09	mg / cm ^2
2453	5/10/2017 16:10	PAINT	1.02	Window	B	POOR	Brown	3rd Floor	H358	Building H	Negative	< LOD	0.17	mg / cm ^2
2454	5/10/2017 16:10	PAINT	1.02	Window	B	POOR	Brown	3rd Floor	H358	Building H	Negative	< LOD	0.53	mg / cm ^2
2455	5/10/2017 16:11	PAINT	2.38	Wall	A	POOR	Beige	3rd Floor	H359	Building H	Negative	< LOD	0.07	mg / cm ^2
2456	5/10/2017 16:11	PAINT	2.55	Wall	B	POOR	Beige	3rd Floor	H359	Building H	Null	< LOD	0.12	mg / cm ^2
2457	5/10/2017 16:11	PAINT	1.53	Wall	C	POOR	Beige	3rd Floor	H359	Building H	Negative	< LOD	0.19	mg / cm ^2
2458	5/10/2017 16:12	PAINT	3.59	Wall	D	POOR	Beige	3rd Floor	H359	Building H	Null	< LOD	0.08	mg / cm ^2
2459	5/10/2017 16:12	PAINT	1.02	Window	D	POOR	Brown	3rd Floor	H359	Building H	Negative	< LOD	0.36	mg / cm ^2
2460	5/10/2017 16:12	PAINT	1.2	Window	D	POOR	Brown	3rd Floor	H359	Building H	Positive	3.3	2.2	mg / cm ^2
2461	5/10/2017 16:12	PAINT	1.19	Window	D	POOR	Brown	3rd Floor	H359	Building H	Positive	< LOD	5.85	mg / cm ^2
2462	5/10/2017 16:13	PAINT	1.02	Window	D	POOR	Brown	3rd Floor	H359	Building H	Negative	< LOD	0.04	mg / cm ^2
2463	5/10/2017 16:13	PAINT	3.23	Wall	B	POOR	Green	3rd Floor	H359	Building H	Negative	< LOD	0.06	mg / cm ^2
2464	5/10/2017 16:14	PAINT	3.22	Ceiling		POOR	Green	3rd Floor	H359	Building H	Null	< LOD	0.07	mg / cm ^2
2465	5/10/2017 16:14	PAINT	1.02	Window	A	POOR	Brown	3rd Floor	H359	Building H	Negative	< LOD	0.12	mg / cm ^2
2466	5/10/2017 16:14	PAINT	1.02	Window	A	POOR	Brown	3rd Floor	H359	Building H	Negative	< LOD	0.22	mg / cm ^2
2467	5/10/2017 16:14	PAINT	0.17	Window	A	POOR	Brown	3rd Floor	H359	Building H	Null	< LOD	0.72	mg / cm ^2
2468	5/10/2017 16:15	PAINT	1.02	Window	A	POOR	Brown	3rd Floor	H359	Building H	Negative	< LOD	0.12	mg / cm ^2
2469	5/10/2017 16:15	PAINT	1.02	Window	A	POOR	Brown	3rd Floor	H359	Building H	Negative	< LOD	0.05	mg / cm ^2
2470	5/10/2017 16:15	PAINT	2.2	Wall	A	POOR	Beige	3rd Floor	H359C	Building H	Negative	< LOD	0.12	mg / cm ^2
2471	5/10/2017 16:15	PAINT	2.54	Wall	B	POOR	Beige	3rd Floor	H359C	Building H	Negative	< LOD	0.06	mg / cm ^2
2472	5/10/2017 16:16	PAINT	2.04	Wall	C	POOR	Beige	3rd Floor	H359C	Building H	Negative	< LOD	0.04	mg / cm ^2
2473	5/10/2017 16:16	PAINT	3.93	Wall	D	POOR	Beige	3rd Floor	H359C	Building H	Null	< LOD	0.17	mg / cm ^2
2474	5/10/2017 16:16	PAINT	1.02	Window		POOR	Brown	3rd Floor	H359C	Building H	Negative	< LOD	0.24	mg / cm ^2
2475	5/10/2017 16:16	PAINT	1.02	Window		POOR	Brown	3rd Floor	H359C	Building H	Negative	< LOD	0.16	mg / cm ^2

2476	5/10/2017 16:16	PAINT	1.02	Pipe		POOR	White	3rd Floor	H359C	Building H	Negative	< LOD	0.07	mg / cm ^2
2477	5/10/2017 16:17	PAINT	4.07	Ceiling		POOR	White	3rd Floor	H359C	Building H	Negative	< LOD	1.33	mg / cm ^2
2478	5/10/2017 16:17	PAINT	2.55	Ceiling		POOR	Beige	3rd Floor	H359C	Building H	Null	0.26	0.16	mg / cm ^2
2479	5/10/2017 16:18	PAINT	2.38	Wall	A	POOR	Beige	3rd Floor	H359B	Building H	Negative	< LOD	0.05	mg / cm ^2
2480	5/10/2017 16:18	PAINT	2.37	Wall	B	POOR	Beige	3rd Floor	H359B	Building H	Negative	< LOD	0.06	mg / cm ^2
2481	5/10/2017 16:18	PAINT	2.72	Wall	C	POOR	Beige	3rd Floor	H359B	Building H	Negative	< LOD	0.03	mg / cm ^2
2482	5/10/2017 16:18	PAINT	1.19	Wall	D	POOR	Beige	3rd Floor	H359B	Building H	Negative	< LOD	0.08	mg / cm ^2
2483	5/10/2017 16:19	PAINT	3.06	Wall	A	POOR	White	3rd Floor	H359B	Building H	Negative	< LOD	0.03	mg / cm ^2
2484	5/10/2017 16:19	PAINT	0.34	Wall	B	POOR	White	3rd Floor	H359B	Building H	Null	< LOD	0.08	mg / cm ^2
2485	5/10/2017 16:19	PAINT	3.23	Wall	C	POOR	White	3rd Floor	H359B	Building H	Negative	< LOD	0.03	mg / cm ^2
2486	5/10/2017 16:20	PAINT	3.23	Wall	D	POOR	White	3rd Floor	H359B	Building H	Negative	< LOD	0.03	mg / cm ^2
2487	5/10/2017 16:20	PAINT	0.17	Cabinet	A	POOR	White	3rd Floor	H359B	Building H	Null	< LOD	0.11	mg / cm ^2
2488	5/10/2017 16:20	PAINT	1.02	Cabinet	A	POOR	White	3rd Floor	H359B	Building H	Negative	< LOD	0.13	mg / cm ^2
2489	5/10/2017 16:20	PAINT	1.02	Cabinet	A	POOR	White	3rd Floor	H359B	Building H	Negative	< LOD	0.08	mg / cm ^2
2490	5/10/2017 16:20	PAINT	1.02	Cabinet	B	POOR	White	3rd Floor	H359B	Building H	Negative	< LOD	0.14	mg / cm ^2
2491	5/10/2017 16:21	PAINT	1.01	Cabinet	C	POOR	White	3rd Floor	H359B	Building H	Negative	< LOD	0.81	mg / cm ^2
2492	5/10/2017 16:21	PAINT	1.02	Cabinet	C	POOR	White	3rd Floor	H359B	Building H	Negative	< LOD	0.36	mg / cm ^2
2493	5/10/2017 16:21	PAINT	0.34	Door Frame		POOR	Brown	3rd Floor	H359A	Building H	Null	< LOD	0.68	mg / cm ^2
2494	5/10/2017 16:21	PAINT	1.02	Door Frame		POOR	Brown	3rd Floor	H359A	Building H	Negative	< LOD	0.31	mg / cm ^2
2495	5/10/2017 16:22	PAINT	4.93	Wall	B	POOR	Beige	3rd Floor	H359A	Building H	Negative	< LOD	0.03	mg / cm ^2
2496	5/10/2017 16:22	PAINT	1.36	Wall	A	POOR	Beige	3rd Floor	Hallway	Building H	Negative	< LOD	0.03	mg / cm ^2
2497	5/10/2017 16:23	PAINT	3.25	Wall	B	POOR	Beige	3rd Floor	Hallway	Building H	Negative	< LOD	1.44	mg / cm ^2
2498	5/10/2017 16:23	PAINT	1.02	Wall	C	POOR	Beige	3rd Floor	Hallway	Building H	Null	< LOD	1.27	mg / cm ^2
2499	5/10/2017 16:23	PAINT	3.08	Wall	D	POOR	Beige	3rd Floor	Hallway	Building H	Negative	< LOD	1.43	mg / cm ^2
2500	5/10/2017 16:24	PAINT	1.02	Wall	C	POOR	Brown	3rd Floor	Hallway	Building H	Negative	< LOD	0.72	mg / cm ^2
2501	5/10/2017 16:24	PAINT	1.03	Door Frame	H352	POOR	Lt. Brown	3rd Floor	Hallway	Building H	Negative	< LOD	0.4	mg / cm ^2
2502	5/10/2017 16:24	PAINT	0.85	Door Frame	H352	POOR	Drk. Brown	3rd Floor	Hallway	Building H	Positive	< LOD	12.9	mg / cm ^2
2503	5/10/2017 16:25	PAINT	1.02	Door Frame	H352	POOR	Beige	3rd Floor	Hallway	Building H	Negative	< LOD	0.41	mg / cm ^2
2504	5/10/2017 16:25	PAINT	1.19	Door Frame	H347	POOR	Lt. Brown	3rd Floor	Hallway	Building H	Negative	0.6	0.3	mg / cm ^2
2505	5/10/2017 16:25	PAINT	0.85	Door Frame	H347	POOR	Drk. Brown	3rd Floor	Hallway	Building H	Positive	< LOD	13.2	mg / cm ^2
2506	5/10/2017 16:26	PAINT	1.03	Door Frame	H346	POOR	Lt. Brown	3rd Floor	Hallway	Building H	Negative	< LOD	0.45	mg / cm ^2
2507	5/10/2017 16:27	PAINT	1.02	Door Frame	H346	POOR	Drk. Brown	3rd Floor	Hallway	Building H	Positive	< LOD	9.9	mg / cm ^2
2508	5/10/2017 16:27	PAINT	1.03	Door Frame	H346	POOR	Beige	3rd Floor	Hallway	Building H	Negative	< LOD	0.21	mg / cm ^2
2509	5/10/2017 16:27	PAINT	1.02	Door Frame	Stairwell	POOR	Brown	3rd Floor	Hallway	Building H	Negative	< LOD	0.03	mg / cm ^2
2510	5/10/2017 16:28	PAINT	2.57	Baseboard	D	POOR	Gray	3rd Floor	Hallway	Building H	Negative	< LOD	0.03	mg / cm ^2
2511	5/10/2017 16:29	PAINT	1.02	Ceiling	Hallway	POOR	Beige	3rd Floor	Hallway	Building H	Negative	< LOD	0.13	mg / cm ^2
2512	5/10/2017 16:29	PAINT	1.02	Ceiling	Hallway	POOR	Tan	3rd Floor	Hallway	Building H	Negative	< LOD	0.34	mg / cm ^2
2513	5/10/2017 16:30	PAINT	1.53	Ceiling	H345	POOR	White	3rd Floor	Hallway	Building H	Null	< LOD	0.77	mg / cm ^2
2514	5/10/2017 16:30	PAINT	0.34	Ceiling	H353	POOR	White	3rd Floor	Hallway	Building H	Null	< LOD	0.08	mg / cm ^2
2515	5/10/2017 16:36	PAINT	1.69	Calibration		POOR					Negative	0.9	0.3	mg / cm ^2
2516	5/10/2017 16:36	PAINT	0.51	Calibration		POOR					Positive	1		mg / cm ^2
2517	5/10/2017 16:36	PAINT	1.52	Calibration		POOR					Positive	1.2	0.4	mg / cm ^2
2518	5/12/2017 12:41	SHUTTER_CAL				POOR						2.16	0	cps
2519	5/12/2017 12:42	PAINT		CALIBRATION		POOR					Negative	0.9	0.1	mg / cm ^2
2520	5/12/2017 12:43	PAINT		CALIBRATION		POOR					Positive	1	0.1	mg / cm ^2
2521	5/12/2017 12:43	PAINT		CALIBRATION		POOR					Positive	1.1	0.1	mg / cm ^2
2554	5/12/2017 13:15	PAINT		WALL	A	POOR	GREEN	3	327	Building H	Null	0.07	0.03	mg / cm ^2
2555	5/12/2017 13:15	PAINT		WALL	B	POOR	GREEN	3	327	Building H	Negative	< LOD	0.07	mg / cm ^2
2556	5/12/2017 13:15	PAINT		WALL	C	POOR	GREEN	3	327	Building H	Negative	< LOD	0.04	mg / cm ^2
2557	5/12/2017 13:16	PAINT		WALL	D	POOR	GREEN	3	327	Building H	Null	0.1	0.05	mg / cm ^2
2558	5/12/2017 13:16	PAINT		WINDOW FRAME	D	POOR	GREEN	3	327	Building H	Positive	< LOD	5.25	mg / cm ^2
2559	5/12/2017 13:17	PAINT		WINDOW FRAME TR	D	POOR	BROWN	3	327	Building H	Positive	3.1	1.5	mg / cm ^2
2560	5/12/2017 13:17	PAINT		WINDOW LEDGE	D	POOR	GREEN	3	327	Building H	Negative	< LOD	0.4	mg / cm ^2
2561	5/12/2017 13:17	PAINT		WINDOW	D	POOR	GREEN	3	327	Building H	Null	< LOD	42.45	mg / cm ^2
2562	5/12/2017 13:18	PAINT		BASEBOARD	A	POOR	GREEN	3	327	Building H	Null	< LOD	0.12	mg / cm ^2
2563	5/12/2017 13:19	PAINT		WALL	A	POOR	GREEN	3	328	Building H	Positive	< LOD	5.55	mg / cm ^2
2564	5/12/2017 13:19	PAINT		WALL	B		GREEN	3	328	Building H	Null	< LOD	24.45	mg / cm ^2
2565	5/12/2017 13:19	PAINT		WALL	C	POOR	GREEN	3	328	Building H	Null	< LOD	0.16	mg / cm ^2
2566	5/12/2017 13:20	PAINT		WALL	D	POOR	GREEN	3	328	Building H	Positive	< LOD	5.1	mg / cm ^2
2567	5/12/2017 13:20	PAINT		WINDOW FRAME	D	POOR	GREEN	3	328	Building H	Positive	< LOD	5.85	mg / cm ^2
2568	5/12/2017 13:21	PAINT		WINDOW	D	POOR	GREEN	3	328	Building H	Positive	< LOD	11.55	mg / cm ^2
2569	5/12/2017 13:21	PAINT		WINDOW	D	POOR	GREEN	3	328	Building H	Positive	< LOD	9	mg / cm ^2

Hattiesburg Police Department XRF Results for Building H

Reading No	Time	Type	Duration	Component	Side	Condition	Color	Floor	Room	Section	Results	PbC	PbC Error	Units
2570	5/12/2017 13:21	PAINT		DOOR	B	POOR	GREEN	3	328	Building H	Negative	< LOD	0.03	mg / cm ^2
2571	5/12/2017 13:22	PAINT		TILE		POOR	GREEN	3	328	Building H	Positive	< LOD	7.35	mg / cm ^2
2572	5/12/2017 13:22	PAINT		PIPE	D	POOR	GREEN	3	328	Building H	Positive	2.9	1.9	mg / cm ^2
2573	5/12/2017 13:23	PAINT		WALL	A	POOR	GREEN	3	329	Building H	Negative	< LOD	0.03	mg / cm ^2
2574	5/12/2017 13:23	PAINT		WALL	B	POOR	GREEN	3	329	Building H	Positive	< LOD	5.4	mg / cm ^2
2575	5/12/2017 13:23	PAINT		WALL	C	POOR	GREEN	3	329	Building H	Null	< LOD	0.04	mg / cm ^2
2576	5/12/2017 13:24	PAINT		WALL	D	POOR	GREEN	3	329	Building H	Negative	< LOD	0.03	mg / cm ^2
2577	5/12/2017 13:24	PAINT		PIPE	D	POOR		3	329	Building H	Positive	< LOD	4.35	mg / cm ^2
2578	5/12/2017 13:24	PAINT		WINDOW FRAME	A	POOR	GREEN	3	329	Building H	Positive	6.5	4	mg / cm ^2
2579	5/12/2017 13:25	PAINT		WINDOW FRAME	A	POOR	BROWN	3	329	Building H	Negative	< LOD	0.32	mg / cm ^2
2580	5/12/2017 13:27	PAINT		WALL	A	POOR	GREEN	3	330	Building H	Null	0.26	0.07	mg / cm ^2
2581	5/12/2017 13:27	PAINT		WALL	B	POOR	GREEN	3	330	Building H	Null	0.23	0.08	mg / cm ^2
2582	5/12/2017 13:28	PAINT		WALL	C	POOR	GREEN	3	330	Building H	Negative	< LOD	0.03	mg / cm ^2
2583	5/12/2017 13:28	PAINT		WALL	D	POOR	GREEN	3	330	Building H	Null	< LOD	0.35	mg / cm ^2
2584	5/12/2017 13:28	PAINT		WALL	A	POOR	DARK GREEN	3	330	Building H	Negative	< LOD	0.58	mg / cm ^2
2585	5/12/2017 13:28	PAINT		WALL	B	POOR	DARK GREEN	3	330	Building H	Null	0.23	0.15	mg / cm ^2
2586	5/12/2017 13:29	PAINT		WALL	A	POOR	BLUE	3	330	Building H	Negative	0.23	0.13	mg / cm ^2
2587	5/12/2017 13:29	PAINT		WALL	B	POOR	BLUE	3	330	Building H	Negative	< LOD	0.3	mg / cm ^2
2588	5/12/2017 13:29	PAINT		PIPE	B	POOR	BLACK	3	330	Building H	Negative	< LOD	0.04	mg / cm ^2
2589	5/12/2017 13:29	PAINT		WINDOW FRAME	A	POOR	GREEN	3	330	Building H	Positive	< LOD	5.1	mg / cm ^2
2590	5/12/2017 13:30	PAINT		WINDOW FRAME	A	POOR	BROWN	3	330	Building H	Negative	< LOD	0.03	mg / cm ^2
2591	5/12/2017 13:31	PAINT		WALL	A	POOR	GREEN	3	332	Building H	Negative	< LOD	0.12	mg / cm ^2
2592	5/12/2017 13:31	PAINT		WALL	D	POOR	GREEN	3	332	Building H	Negative	< LOD	0.03	mg / cm ^2
2593	5/12/2017 13:32	PAINT		WALL	B	POOR	GREEN	3	332	Building H	Negative	< LOD	0.07	mg / cm ^2
2594	5/12/2017 13:32	PAINT		CABINET FRAME	B	POOR		3	332	Building H	Negative	< LOD	0.6	mg / cm ^2
2595	5/12/2017 13:32	PAINT		CABINET FRAME	A	POOR		3	332	Building H	Negative	< LOD	0.23	mg / cm ^2
2596	5/12/2017 13:33	PAINT		WINDOW	A	POOR		3	332	Building H	Negative	< LOD	0.62	mg / cm ^2
2597	5/12/2017 13:33	PAINT		CEILING		POOR	WHITE	3	332	Building H	Null	< LOD	0.05	mg / cm ^2
2598	5/12/2017 13:33	PAINT		WALL	C	POOR	GREEN	3	332	Building H	Null	< LOD	0.12	mg / cm ^2
2599	5/12/2017 13:33	PAINT		DOOR	C	POOR		3	332	Building H	Negative	< LOD	0.2	mg / cm ^2
2600	5/12/2017 13:34	PAINT		DOOR	C	POOR		3	332	Building H	Positive	1.6	0.5	mg / cm ^2
2601	5/12/2017 13:35	PAINT		WINDOW	A	POOR	GREEN	3	333	Building H	Negative	< LOD	0.26	mg / cm ^2
2602	5/12/2017 13:35	PAINT		DOOR	C	POOR		3	333	Building H	Negative	< LOD	0.29	mg / cm ^2
2603	5/12/2017 13:35	PAINT		DOOR	C	POOR		3	333	Building H	Positive	2	1	mg / cm ^2
2604	5/12/2017 13:38	PAINT		CALIBRATION		POOR					Negative	0.9	0.1	mg / cm ^2
2605	5/12/2017 13:39	PAINT		CALIBRATION		POOR					Negative	0.9	0.1	mg / cm ^2
2606	5/12/2017 13:39	PAINT		CALIBRATION		POOR					Positive	1.1	0.1	mg / cm ^2
2607	5/12/2017 13:42	PAINT		WALL	A	POOR	GREEN	3	336	Building H	Null	< LOD	0.07	mg / cm ^2
2608	5/12/2017 13:43	PAINT		WALL	A	POOR	GREEN	3	337	Building H	Negative	< LOD	0.03	mg / cm ^2
2609	5/12/2017 13:43	PAINT		WALL	B	POOR	GREEN	3	337	Building H	Null	< LOD	0.15	mg / cm ^2
2610	5/12/2017 13:44	PAINT		WALL	C	POOR	GREEN	3	337	Building H	Negative	< LOD	0.06	mg / cm ^2
2611	5/12/2017 13:44	PAINT		WALL	D	POOR	GREEN	3	337	Building H	Negative	< LOD	0.03	mg / cm ^2
2612	5/12/2017 13:44	PAINT		WINDOW FRAME	B	POOR	GREEN	3	337	Building H	Positive	< LOD	12.6	mg / cm ^2
2613	5/12/2017 13:44	PAINT		WINDOW TRIM	B	POOR	BROWN	3	337	Building H	Positive	< LOD	8.85	mg / cm ^2
2614	5/12/2017 13:45	PAINT		WINDOWSILL	B	POOR	GREEN	3	337	Building H	Positive	5.2	3.4	mg / cm ^2
2615	5/12/2017 13:45	PAINT		WINDOW	B	POOR	GREEN	3	337	Building H	Positive	< LOD	10.95	mg / cm ^2
2616	5/12/2017 13:45	PAINT		WALL	A	POOR	GREEN	3	338	Building H	Null	< LOD	0.06	mg / cm ^2
2617	5/12/2017 13:46	PAINT		WALL	B	POOR	GREEN	3	338	Building H	Negative	< LOD	0.07	mg / cm ^2
2618	5/12/2017 13:46	PAINT		WALL	C	POOR	GREEN	3	338	Building H	Negative	< LOD	0.05	mg / cm ^2
2619	5/12/2017 13:46	PAINT		WALL	D	POOR	GREEN	3	338	Building H	Negative	< LOD	0.03	mg / cm ^2
2620	5/12/2017 13:47	PAINT		HEATER	B	POOR	GREEN	3	338	Building H	Null	< LOD	9.3	mg / cm ^2
2621	5/12/2017 13:48	PAINT		WALL	A	POOR	GREEN	3	339	Building H	Null	< LOD	0.05	mg / cm ^2
2622	5/12/2017 13:49	PAINT		WALL	B	POOR	GREEN	3	339	Building H	Negative	< LOD	1.03	mg / cm ^2
2623	5/12/2017 13:49	PAINT		WALL	C	POOR	GREEN	3	339	Building H	Negative	< LOD	1.68	mg / cm ^2
2624	5/12/2017 13:49	PAINT		WALL	D	POOR	GREEN	3	339	Building H	Negative	< LOD	0.03	mg / cm ^2
2625	5/12/2017 13:49	PAINT		BASEBOARD	B	POOR	GREEN	3	339	Building H	Null	< LOD	0.12	mg / cm ^2
2626	5/12/2017 13:50	PAINT		BASEBOARD	C	POOR	GREEN	3	339	Building H	Negative	< LOD	0.03	mg / cm ^2
2627	5/12/2017 13:50	PAINT		WALL	A	POOR	GREEN	3	336-339	Building H	Negative	< LOD	0.1	mg / cm ^2
2628	5/12/2017 13:50	PAINT		WALL	B	POOR	GREEN	3	336-339	Building H	Null	< LOD	0.08	mg / cm ^2
2629	5/12/2017 13:51	PAINT		WALL	C	POOR	GREEN	3	336-339	Building H	Negative	< LOD	0.04	mg / cm ^2
2630	5/12/2017 13:51	PAINT		WALL	D	POOR	GREEN	3	336-339	Building H	Negative	< LOD	0.03	mg / cm ^2

Hattiesburg Police Department XRF Results for Building H

Reading No	Time	Type	Duration	Component	Side	Condition	Color	Floor	Room	Section	Results	PbC	PbC Error	Units
2631	5/12/2017 13:51	PAINT		DOOR	D	POOR		3	336-339	Building H	Negative	< LOD	0.21	mg / cm ^2
2632	5/12/2017 13:52	PAINT		DOOR	D	POOR		3	336-339	Building H	Negative	< LOD	0.21	mg / cm ^2
2633	5/12/2017 13:52	PAINT		DOOR	D	POOR	GREEN	3	339	Building H	Negative	< LOD	0.14	mg / cm ^2
2634	5/12/2017 13:52	PAINT		DOOR	D	POOR	GREEN	3	336	Building H	Negative	< LOD	0.04	mg / cm ^2
2635	5/12/2017 13:52	PAINT		DOOR	D	POOR	GREEN	3	336	Building H	Negative	< LOD	0.4	mg / cm ^2
2636	5/12/2017 13:53	PAINT		WALL	A	POOR	GREEN	3	340	Building H	Null	0.07	0.04	mg / cm ^2
2637	5/12/2017 13:53	PAINT		WALL	B	POOR	GREEN	3	340	Building H	Null	< LOD	0.25	mg / cm ^2
2638	5/12/2017 13:54	PAINT		WALL	C	POOR	GREEN	3	340	Building H	Negative	< LOD	0.11	mg / cm ^2
2639	5/12/2017 13:55	PAINT		WALL	D	POOR	GREEN	3	340	Building H	Null	0.06	0.03	mg / cm ^2
2640	5/12/2017 13:55	PAINT		DOOR	D	POOR	GREEN	3	340	Building H	Positive	< LOD	14.7	mg / cm ^2
2641	5/12/2017 13:55	PAINT		DOOR	D	POOR		3	340	Building H	Positive	< LOD	11.85	mg / cm ^2
2642	5/12/2017 13:55	PAINT		DOOR	D	POOR		3	340	Building H	Positive	< LOD	12.75	mg / cm ^2
2643	5/12/2017 13:56	PAINT		DOOR	D	POOR	BROWN	3	340	Building H	Negative	0.7	0.2	mg / cm ^2
2644	5/12/2017 13:56	PAINT		OVERHEAD DOOF	D	POOR	GREEN	3	340	Building H	Null	< LOD	0.03	mg / cm ^2
2645	5/12/2017 13:56	PAINT		DOOR	A	POOR		3	340	Building H	Positive	7.5	4.4	mg / cm ^2
2646	5/12/2017 13:57	PAINT		DOOR	A	POOR		3	340	Building H	Negative	< LOD	0.13	mg / cm ^2
2647	5/12/2017 13:57	PAINT		PIPE	A	POOR		3	340	Building H	Negative	< LOD	0.75	mg / cm ^2
2648	5/12/2017 13:57	PAINT		PIPE	A	POOR		3	340	Building H	Negative	< LOD	0.36	mg / cm ^2
2649	5/12/2017 13:58	PAINT		WINDOW FRAME	B	POOR		3	340	Building H	Negative	< LOD	0.05	mg / cm ^2
2650	5/12/2017 13:58	PAINT		WINDOW LEDGE	B	POOR		3	340	Building H	Negative	< LOD	0.6	mg / cm ^2
2651	5/12/2017 13:58	PAINT		WINDOW	B	POOR		3	340	Building H	Positive	< LOD	13.05	mg / cm ^2
2652	5/12/2017 13:59	PAINT		WALL	A	POOR	LIGHT GREEN	3	327	Building H	Null	< LOD	0.07	mg / cm ^2
2653	5/12/2017 13:59	PAINT		WALL	A	POOR	DARK GREEN	3	327	Building H	Negative	< LOD	0.06	mg / cm ^2
2654	5/12/2017 14:00	PAINT		WALL	B	POOR	LIGHT GREEN	3	327	Building H	Negative	< LOD	0.05	mg / cm ^2
2655	5/12/2017 14:00	PAINT		WALL	B	POOR	DARK GREEN	3	327	Building H	Negative	< LOD	0.03	mg / cm ^2
2656	5/12/2017 14:00	PAINT		WALL	C	POOR	PINK	3	327	Building H	Negative	< LOD	0.08	mg / cm ^2
2657	5/12/2017 14:00	PAINT		WALL	C	POOR	LIGHT GREEN	3	327	Building H	Negative	< LOD	0.08	mg / cm ^2
2658	5/12/2017 14:01	PAINT		DOOR	B	POOR		3	327	Building H	Positive	5.1	3.2	mg / cm ^2
2659	5/12/2017 14:01	PAINT		WALL	B	POOR		3	327	Building H	Positive	< LOD	10.2	mg / cm ^2
2660	5/12/2017 14:01	PAINT		WALL	B	POOR		3	327	Building H	Positive	< LOD	6.45	mg / cm ^2
2661	5/12/2017 14:02	PAINT		ARCHWAY TRIM		POOR	GREEN	3	327	Building H	Negative	< LOD	0.04	mg / cm ^2
2662	5/12/2017 14:02	PAINT		ARCHWAY FRAME		POOR	GREEN	3	327	Building H	Negative	< LOD	0.07	mg / cm ^2
2663	5/12/2017 14:02	PAINT		ARCHWAY PANEL		POOR	GREEN	3	327	Building H	Negative	< LOD	0.04	mg / cm ^2
2664	5/12/2017 14:02	PAINT		ARCHWAY DOOR FRAME		POOR		3	327	Building H	Negative	< LOD	0.13	mg / cm ^2
2665	5/12/2017 14:03	PAINT		ARCHWAY PANEL		POOR	BEIGE	3	327	Building H	Null	< LOD	0.33	mg / cm ^2
2666	5/12/2017 14:03	PAINT		ARCHWAY CROWN MOULDING		POOR		3	327	Building H	Negative	< LOD	0.15	mg / cm ^2
2667	5/12/2017 14:03	PAINT		WALL	D	POOR	BEIGE	3	327	Building H	Null	< LOD	0.44	mg / cm ^2
2668	5/12/2017 14:03	PAINT		CEILING		POOR	TAN	3	327	Building H	Negative	< LOD	0.29	mg / cm ^2
2669	5/12/2017 14:04	PAINT		DOOR		POOR		3	327	Building H	Negative	< LOD	0.24	mg / cm ^2
2670	5/12/2017 14:04	PAINT		DOOR		POOR		3	327	Building H	Null	< LOD	0.27	mg / cm ^2
2671	5/12/2017 14:04	PAINT		STAIRWELL DOOR		POOR		3	327	Building H	Negative	< LOD	0.04	mg / cm ^2
2672	5/12/2017 14:04	PAINT		STAIRWELL DOOR		POOR		3	327	Building H	Negative	< LOD	0.03	mg / cm ^2
2673	5/12/2017 14:05	PAINT		STAIRWELL DOOR		POOR		3	327	Building H	Null	< LOD	0.05	mg / cm ^2
2674	5/12/2017 14:06	PAINT		WALL	A	POOR	GREEN	3	341	building H-C	Negative	< LOD	0.03	mg / cm ^2
2675	5/12/2017 14:07	PAINT		WALL	B	POOR	GREEN	3	341	building H-C	Negative	< LOD	0.03	mg / cm ^2
2676	5/12/2017 14:07	PAINT		WALL	C	POOR	GREEN	3	341	building H-C	Negative	< LOD	0.07	mg / cm ^2
2677	5/12/2017 14:08	PAINT		WALL	D	POOR	GREEN	3	341	building H-C	Null	< LOD	0.16	mg / cm ^2
2678	5/12/2017 14:08	PAINT		WALL	D	POOR	BEIGE	3	341	building H-C	Negative	< LOD	0.09	mg / cm ^2
2679	5/12/2017 14:08	PAINT		WALL	B	POOR	BEIGE	3	341	building H-C	Null	< LOD	0.03	mg / cm ^2
2680	5/12/2017 14:09	PAINT		CEILING		POOR	BEIGE	3	341	building H-C	Negative	< LOD	0.58	mg / cm ^2
2681	5/12/2017 14:09	PAINT		TRIM	D	POOR	DARK GREEN	3	341	building H-C	Null	0.12	0.06	mg / cm ^2
2706	5/12/2017 14:48	PAINT		CALIBRATION		POOR					Positive	1	0.1	mg / cm ^2
2707	5/12/2017 14:49	PAINT		CALIBRATION		POOR					Positive	1.1	0.1	mg / cm ^2
2708	5/12/2017 14:49	PAINT		CALIBRATION		POOR					Positive	1	0.1	mg / cm ^2

Reading No	Time	Type	Duration	Component	Substrate	Side	Condition	Color	Floor	Room	Results	PbC	PbC Error	Units
2818	5/15/2017 15:39	SHUTTER_CAL	152.86									2.29	0	cps
2819	5/15/2017 15:59	PAINT	4.24	calibration1	DRYWALL	A	INTACT	BEIGE	Building B		Positive	1.1	0.1	mg / cm ^2
2820	5/15/2017 15:59	PAINT	4.22	calibration2	DRYWALL	A	INTACT	BEIGE	Building B		Positive	1	0.1	mg / cm ^2
2821	5/15/2017 16:00	PAINT	3.54	calibration3	DRYWALL	A	INTACT	BEIGE	Building B		Positive	1.2	0.2	mg / cm ^2
2822	5/15/2017 16:03	PAINT	1.52	WALL	DRYWALL	A	INTACT	BEIGE	Building B	166	Negative	< LOD	0.18	mg / cm ^2
2823	5/15/2017 16:03	PAINT	1.69	WALL	DRYWALL	B	INTACT	BEIGE	Building B	166	Null	< LOD	0.03	mg / cm ^2
2824	5/15/2017 16:04	PAINT	2.88	WALL	DRYWALL	C	INTACT	BEIGE	Building B	166	Negative	< LOD	0.03	mg / cm ^2
2825	5/15/2017 16:04	PAINT	1.01	WALL	DRYWALL	C	INTACT	BEIGE	Building B	166	Negative	< LOD	0.03	mg / cm ^2
2826	5/15/2017 16:04	PAINT	2.55	WALL	DRYWALL	D	INTACT	BEIGE	Building B	166	Negative	< LOD	0.03	mg / cm ^2
2827	5/15/2017 16:05	PAINT	1.02	BASEBOARD	WOOD	C	INTACT	BEIGE	Building B	166	Negative	< LOD	0.08	mg / cm ^2
2828	5/15/2017 16:06	PAINT	1.01	DOOR	WOOD	C	INTACT	BROWN	Building B	166	Negative	< LOD	0.03	mg / cm ^2
2829	5/15/2017 16:06	PAINT	1.02	DOOR	WOOD	C	INTACT	BROWN	Building B	166	Negative	< LOD	0.03	mg / cm ^2
2830	5/15/2017 16:07	PAINT	1.02	CEILING	WOOD	C	INTACT	BROWN	Building B	166	Negative	< LOD	0.03	mg / cm ^2
2831	5/15/2017 16:08	PAINT	5.58	calibration4	WOOD	C	INTACT	BROWN	Building B	166	Negative	0.9	0.1	mg / cm ^2
2832	5/15/2017 16:09	PAINT	7.44	calibration5	WOOD	C	INTACT	BROWN	Building B	166	Positive	1.1	0.1	mg / cm ^2
2833	5/15/2017 16:09	PAINT	7.77	calibration6	WOOD	C	INTACT	BROWN	Building B	166	Positive	1.1	0.1	mg / cm ^2

Reading No	Time	Type	Duration	Component	Substrate	Side	Condition	Color	Floor	Room	Results	PbC	PbC Error	Units
2890	7/2/2017 12:51	SHUTTER_CAL	168.82									2.18	0	cps
2891	7/2/2017 12:56	PAINT	3.47	calibration 1	PLASTER						Positive	1.2	0.2	mg / cm ^2
2892	7/2/2017 12:57	PAINT	7.39	calibration 2	PLASTER						Positive	1	0.1	mg / cm ^2
2893	7/2/2017 12:57	PAINT	0.95	calibration 3	PLASTER						Positive	1.2	0.6	mg / cm ^2
2894	7/2/2017 13:00	PAINT	3.15	WALL	PLASTER	A	INTACT	BEIGE	Building H	hall west	Negative	< LOD	1.55	mg / cm ^2
2895	7/2/2017 13:00	PAINT	1.11	WALL	WOOD	A	INTACT	BEIGE	Building H	hall west	Negative	< LOD	0.03	mg / cm ^2
2896	7/2/2017 13:00	PAINT	1.58	WALL	PLASTER	B	INTACT	BEIGE	Building H	hall west	Negative	< LOD	0.03	mg / cm ^2
2897	7/2/2017 13:01	PAINT	1.26	WALL	PLASTER	B	INTACT	BEIGE	Building H	hall west	Negative	< LOD	0.03	mg / cm ^2
2898	7/2/2017 13:01	PAINT	1.58	WALL	PLASTER	C	INTACT	BEIGE	Building H	hall west	Negative	< LOD	0.03	mg / cm ^2
2899	7/2/2017 13:01	PAINT	2.22	WALL	PLASTER	C	INTACT	BEIGE	Building H	hall west	Negative	< LOD	0.03	mg / cm ^2
2900	7/2/2017 13:01	PAINT	1.42	WALL	PLASTER	C	INTACT	BEIGE	Building H	hall west	Negative	< LOD	0.03	mg / cm ^2
2901	7/2/2017 13:02	PAINT	1.74	WALL	PLASTER	C	INTACT	BEIGE	Building H	hall west	Negative	< LOD	0.03	mg / cm ^2
2902	7/2/2017 13:02	PAINT	1.11	WALL	PLASTER	C	INTACT	BEIGE	Building H	hall west	Null	< LOD	0.03	mg / cm ^2
2903	7/2/2017 13:02	PAINT	1.75	WALL	PLASTER	D	INTACT	BEIGE	Building H	hall west	Negative	< LOD	0.03	mg / cm ^2
2904	7/2/2017 13:03	PAINT	1.11	DOOR	METAL	D	INTACT	BROWN	Building H	hall west	Negative	< LOD	0.11	mg / cm ^2
2905	7/2/2017 13:03	PAINT	1.1	DOOR	METAL	D	INTACT	BROWN	Building H	hall west	Negative	< LOD	0.14	mg / cm ^2
2906	7/2/2017 13:03	PAINT	1.1	DOOR	METAL	C	INTACT	BROWN	Building H	hall west	Negative	< LOD	0.19	mg / cm ^2
2907	7/2/2017 13:03	PAINT	1.11	DOOR	METAL	C	INTACT	BROWN	Building H	hall west	Negative	< LOD	0.34	mg / cm ^2
2908	7/2/2017 13:04	PAINT	1.42	BASEBOARD	WOOD	C	INTACT	BEIGE	Building H	hall west	Negative	< LOD	0.1	mg / cm ^2
2909	7/2/2017 13:04	PAINT	2.06	BASEBOARD	WOOD	C	INTACT	BEIGE	Building H	hall west	Negative	< LOD	0.03	mg / cm ^2
2910	7/2/2017 13:05	PAINT	2.22	CEILING	WOOD	C	INTACT	BEIGE	Building H	hall west	Null	< LOD	0.03	mg / cm ^2
2911	7/2/2017 13:05	PAINT	5.06	CEILING	WOOD	C	INTACT	BEIGE	Building H	hall west	Negative	< LOD	1.05	mg / cm ^2
2912	7/2/2017 13:06	PAINT	1.26	BASEBOARD	WOOD	A	INTACT	BLUE	Building H	hall west	Positive	2.5	1.3	mg / cm ^2
2913	7/2/2017 13:07	PAINT	3.17	BASEBOARD	WOOD	B	INTACT	BEIGE	Building H	hall middle	Negative	< LOD	0.03	mg / cm ^2
2914	7/2/2017 13:07	PAINT	2.99	BASEBOARD	WOOD	B	INTACT	BEIGE	Building H	hall middle	Positive	< LOD	3.75	mg / cm ^2
2915	7/2/2017 13:08	PAINT	3.17	BASEBOARD	WOOD	B	INTACT	BEIGE	Building H	hall middle	Negative	< LOD	0.03	mg / cm ^2
2916	7/2/2017 13:09	PAINT	2.68	BASEBOARD	WOOD	B	INTACT	BEIGE	Building H	hall middle	Negative	< LOD	0.05	mg / cm ^2
2917	7/2/2017 13:09	PAINT	3.15	BASEBOARD	WOOD	D	INTACT	BEIGE	Building H	hall middle	Negative	< LOD	1.58	mg / cm ^2
2918	7/2/2017 13:10	PAINT	1.11	DOOR	WOOD	A	INTACT	BROWN	Building H	hall middle	Negative	< LOD	0.23	mg / cm ^2
2919	7/2/2017 13:10	PAINT	1.11	DOOR	WOOD	A	INTACT	BROWN	Building H	hall middle	Negative	< LOD	0.32	mg / cm ^2
2920	7/2/2017 13:11	PAINT	1.1	DOOR	WOOD	B	INTACT	BROWN	Building H	hall middle	Negative	< LOD	0.03	mg / cm ^2
2921	7/2/2017 13:11	PAINT	1.1	DOOR	WOOD	B	INTACT	BROWN	Building H	hall middle	Negative	< LOD	0.03	mg / cm ^2
2922	7/2/2017 13:11	PAINT	1.1	DOOR	WOOD	B	INTACT	BROWN	Building H	hall middle	Negative	< LOD	0.03	mg / cm ^2
2923	7/2/2017 13:11	PAINT	1.1	COLUMN	WOOD	B	INTACT	BROWN	Building H	hall middle	Negative	< LOD	0.03	mg / cm ^2
2924	7/2/2017 13:12	PAINT	1.11	DOOR	WOOD	B	INTACT	BEIGE	Building H	hall middle	Positive	< LOD	6.75	mg / cm ^2
2925	7/2/2017 13:12	PAINT	1.73	DOOR	WOOD	B	INTACT	BEIGE	Building H	hall middle	Positive	< LOD	5.25	mg / cm ^2
2926	7/2/2017 13:12	PAINT	0.79	DOOR	WOOD	B	INTACT	YELLOW	Building H	hall middle	Positive	< LOD	13.2	mg / cm ^2
2927	7/2/2017 13:13	PAINT	0.79	DOOR	WOOD	B	INTACT	YELLOW	Building H	hall middle	Positive	< LOD	13.8	mg / cm ^2
2928	7/2/2017 13:13	PAINT	1.11	DOOR-elevator	WOOD	B	INTACT	YELLOW	Building H	hall middle	Negative	< LOD	0.09	mg / cm ^2
2929	7/2/2017 13:14	PAINT	3.16	DOOR-elevator	WOOD	B	INTACT	YELLOW	Building H	hall middle	Negative	< LOD	0.03	mg / cm ^2
2930	7/2/2017 13:14	PAINT	1.1	DOOR-elevator	PLASTER	B	INTACT	BEIGE	Building H	hall middle	Negative	< LOD	0.39	mg / cm ^2
2931	7/2/2017 13:14	PAINT	1.1	DOOR-elevator	PLASTER	B	INTACT	BEIGE	Building H	hall middle	Negative	< LOD	0.46	mg / cm ^2
2932	7/2/2017 13:15	PAINT	1.11	DOOR-elevator	METAL	B	INTACT	BEIGE	Building H	hall middle	Negative	< LOD	0.41	mg / cm ^2
2933	7/2/2017 13:15	PAINT	1.11	DOOR	METAL	C	INTACT	BEIGE	Building H	hall middle	Negative	< LOD	0.22	mg / cm ^2
2934	7/2/2017 13:15	PAINT	0.79	DOOR	METAL	C	INTACT	BEIGE	Building H	hall middle	Null	< LOD	0.14	mg / cm ^2

Reading No	Time	Type	Duration	Component	Substrate	Side	Condition	Color	Floor	Room	Results	PbC	PbC Error	Units
2935	7/2/2017 13:16	PAINT	1.11	DOOR	METAL	B	INTACT	YELLOW	Building H	hall middle	Negative	< LOD	0.28	mg / cm ^2
2936	7/2/2017 13:16	PAINT	1.11	DOOR	METAL	B	INTACT	YELLOW	Building H	hall middle	Negative	< LOD	0.38	mg / cm ^2
2937	7/2/2017 13:17	PAINT	1.1	DOOR	METAL	D	INTACT	BLUE	Building H	hall middle	Negative	< LOD	0.03	mg / cm ^2
2938	7/2/2017 13:17	PAINT	1.11	DOOR	METAL	D	INTACT	BLUE	Building H	hall middle	Negative	< LOD	0.03	mg / cm ^2
2939	7/2/2017 13:17	PAINT	1.1	DOOR	METAL	D	INTACT	BLUE	Building H	hall middle	Negative	< LOD	0.03	mg / cm ^2
2940	7/2/2017 13:17	PAINT	1.1	DOOR	METAL	D	INTACT	YELLOW	Building H	hall middle	Negative	< LOD	0.03	mg / cm ^2
2941	7/2/2017 13:18	PAINT	2.05	TRIM	DRYWALL	A	INTACT	BEIGE	Building H	hall middle	Negative	< LOD	0.03	mg / cm ^2
2942	7/2/2017 13:18	PAINT	1.73	TRIM	DRYWALL	A	INTACT	BEIGE	Building H	hall middle	Negative	< LOD	0.04	mg / cm ^2
2943	7/2/2017 13:18	PAINT	3.17	TRIM	DRYWALL	A	INTACT	BEIGE	Building H	hall middle	Negative	< LOD	0.03	mg / cm ^2
2944	7/2/2017 13:19	PAINT	1.1	TRIM	WOOD	B	INTACT	BEIGE	Building H	hall middle	Negative	< LOD	0.03	mg / cm ^2
2945	7/2/2017 13:19	PAINT	0.47	TRIM	WOOD	B	INTACT	BEIGE	Building H	hall middle	Null	< LOD	0.06	mg / cm ^2
2946	7/2/2017 13:19	PAINT	1.58	WALL	CONCRETE	B	INTACT	BEIGE	Building H	hall middle	Negative	< LOD	0.03	mg / cm ^2
2947	7/2/2017 13:20	PAINT	1.9	WALL	CONCRETE	B	INTACT	BEIGE	Building H	hall middle	Negative	< LOD	0.03	mg / cm ^2
2948	7/2/2017 13:20	PAINT	3.15	WALL	CONCRETE	B	INTACT	BEIGE	Building H	hall middle	Negative	< LOD	1.52	mg / cm ^2
2949	7/2/2017 13:20	PAINT	3.31	WALL	CONCRETE	B	INTACT	BEIGE	Building H	hall middle	Negative	< LOD	1.55	mg / cm ^2
2950	7/2/2017 13:21	PAINT	2.22	WALL	CONCRETE	B	INTACT	BEIGE	Building H	hall middle	Negative	< LOD	0.03	mg / cm ^2
2951	7/2/2017 13:22	PAINT	3.15	WALL	CONCRETE	C	INTACT	BEIGE	Building H	hall middle	Negative	< LOD	0.03	mg / cm ^2
2952	7/2/2017 13:22	PAINT	3	WALL	CONCRETE	D	INTACT	BEIGE	Building H	hall middle	Negative	< LOD	0.03	mg / cm ^2
2953	7/2/2017 13:22	PAINT	1.9	WALL	CONCRETE	D	INTACT	BEIGE	Building H	hall middle	Negative	< LOD	0.03	mg / cm ^2
2954	7/2/2017 13:24	PAINT	7.61	CEILING	CONCRETE	D	INTACT	GREEN	Building H	hall middle	Negative	< LOD	0.99	mg / cm ^2
2955	7/2/2017 13:25	PAINT	1.11	CEILING	CONCRETE	D	INTACT	BEIGE	Building H	hall middle	Negative	< LOD	0.3	mg / cm ^2
2956	7/2/2017 13:26	PAINT	3.15	BASEBOARD	CONCRETE	A	INTACT	BLUE	Building H	starwell west	Positive	1.5	0.4	mg / cm ^2
2957	7/2/2017 13:27	PAINT	1.59	BASEBOARD	CONCRETE	A	INTACT	YELLOW	Building H	starwell west	Positive	2.4	1.4	mg / cm ^2
2958	7/2/2017 13:27	PAINT	1.1	BASEBOARD	CONCRETE	A	INTACT	YELLOW	Building H	starwell west	Positive	2.9	1.8	mg / cm ^2
2959	7/2/2017 13:28	PAINT	1.58	steps	CONCRETE	A	INTACT	YELLOW	Building H	starwell west	Positive	2.4	1.3	mg / cm ^2
2960	7/2/2017 13:28	PAINT	3.16	steps	CONCRETE	A	INTACT	BLUE	Building H	starwell west	Positive	1.5	0.4	mg / cm ^2
2961	7/2/2017 13:29	PAINT	1.59	steps	CONCRETE	C	INTACT	BEIGE	Building H	starwell west	Negative	< LOD	0.04	mg / cm ^2
2962	7/2/2017 13:30	PAINT	1.11	steps	CONCRETE	C	INTACT	BROWN	Building H	starwell west	Positive	2.3	1.3	mg / cm ^2
2963	7/2/2017 13:31	PAINT	1.11	rail	CONCRETE	C	INTACT	YELLOW	Building H	starwell west	Negative	< LOD	0.13	mg / cm ^2
2964	7/2/2017 13:31	PAINT	1.1	rail	CONCRETE	C	INTACT	BLUE	Building H	starwell west	Negative	< LOD	0.14	mg / cm ^2
2965	7/2/2017 13:32	PAINT	3.15	WALL	CONCRETE	C	INTACT	YELLOW	Building H	starwell west	Negative	< LOD	1.57	mg / cm ^2
2966	7/2/2017 13:32	PAINT	0.64	WALL	CONCRETE	C	INTACT	YELLOW	Building H	starwell west	Null	< LOD	0.98	mg / cm ^2
2967	7/2/2017 13:33	PAINT	3.16	WALL	CONCRETE	C	INTACT	TAN	Building H	starwell west	Negative	< LOD	1.46	mg / cm ^2
2968	7/2/2017 13:33	PAINT	3.16	WALL	CONCRETE	C	INTACT	TAN	Building H	starwell west	Negative	0.09	0.06	mg / cm ^2
2969	7/2/2017 13:34	PAINT	3.64	WALL	CONCRETE	C	INTACT	WHITE	Building H	starwell west	Negative	< LOD	1.36	mg / cm ^2
2970	7/2/2017 13:34	PAINT	3.15	WALL	CONCRETE	C	INTACT	GREEN	Building H	starwell west	Negative	< LOD	1.48	mg / cm ^2
2971	7/2/2017 13:35	PAINT	3.16	CEILING	CONCRETE	C	INTACT	WHITE	Building H	starwell west	Negative	< LOD	0.03	mg / cm ^2
2972	7/2/2017 13:35	PAINT	0.63	CEILING	CONCRETE	C	INTACT	WHITE	Building H	starwell west	Null	< LOD	0.07	mg / cm ^2
2973	7/2/2017 13:35	PAINT	1.89	CEILING	CONCRETE	C	INTACT	WHITE	Building H	starwell west	Null	< LOD	1.2	mg / cm ^2
2974	7/2/2017 13:36	PAINT	3.17	WALL	CONCRETE	B	INTACT	BEIGE	Building H	starwell west	Negative	< LOD	0.19	mg / cm ^2
2975	7/2/2017 13:41	PAINT	1.1	BASEBOARD	CONCRETE	D	INTACT	BROWN	Building H	west hall	Negative	< LOD	0.1	mg / cm ^2
2976	7/2/2017 13:41	PAINT	1.1	BASEBOARD	CONCRETE	A	INTACT	BROWN	Building H	west hall	Negative	< LOD	0.03	mg / cm ^2
2977	7/2/2017 13:53	PAINT	2.68	CEILING	CONCRETE	A	INTACT	GREEN	Building H	west hall	Negative	< LOD	0.05	mg / cm ^2
2978	7/2/2017 13:54	PAINT	1.27	CEILING	CONCRETE	A	INTACT	GREEN	Building H	west hall	Null	< LOD	0.29	mg / cm ^2
2979	7/2/2017 13:56	PAINT	8.04	calibration 4	CONCRETE	A	INTACT	GREEN	Building H	west hall	Positive	1	0.1	mg / cm ^2
2980	7/2/2017 13:57	PAINT	8.03	calibration 5	CONCRETE	A	INTACT	GREEN	Building H	west hall	Positive	1.1	0.1	mg / cm ^2
2981	7/2/2017 13:57	PAINT	7.73	calibration 6	CONCRETE	A	INTACT	GREEN	Building H	west hall	Positive	1.1	0.1	mg / cm ^2

Reading No	Time	Type	Component	Side	Color	Room	Section	Results	PbC	PbC Error	Units
2518	5/12/2017 12:41	SHUTTER_CAL							2.16	0	cps
2706	5/12/2017 14:48	PAINT	CALIBRATION1				B	Positive	1	0.1	mg / cm ^2
2707	5/12/2017 14:49	PAINT	CALIBRATION2				B	Positive	1.1	0.1	mg / cm ^2
2708	5/12/2017 14:49	PAINT	CALIBRATION3				B	Positive	1	0.1	mg / cm ^2
2709	5/12/2017 14:57	PAINT	BRICK	A	YELLOW	Outside	C	Negative	< LOD	0.04	mg / cm ^2
2710	5/12/2017 14:58	PAINT	DOOR	A	GREEN	Outside	C	Negative	< LOD	1.5	mg / cm ^2
2711	5/12/2017 14:58	PAINT	STAIR RAILING	A	GREEN	Outside	C	Null	< LOD	0.11	mg / cm ^2
2712	5/12/2017 14:59	PAINT	STAIR RAILING	A	GREEN	Outside	C	Negative	< LOD	0.04	mg / cm ^2
2713	5/12/2017 14:59	PAINT	RAMP	A	YELLOW	Outside	C	Negative	< LOD	0.03	mg / cm ^2
2714	5/12/2017 15:00	PAINT	BAY WALL	A	YELLOW	Outside	C	Positive	3.4	1.8	mg / cm ^2
2715	5/12/2017 15:01	PAINT	BAY WALL	A	GREEN	Outside	C	Positive	< LOD	4.65	mg / cm ^2
2716	5/12/2017 15:01	PAINT	STEPS	A	YELLOW	Outside	C	Negative	< LOD	0.08	mg / cm ^2
2717	5/12/2017 15:02	PAINT	RAIL	A	BLUE/GREEN	Outside	C	Negative	< LOD	0.4	mg / cm ^2
2718	5/12/2017 15:02	PAINT	COLUMN	A	WHITE	Outside	C	Negative	< LOD	0.06	mg / cm ^2
2719	5/12/2017 15:02	PAINT	SIDEWALK	A	WHITE	Outside	C	Negative	< LOD	0.05	mg / cm ^2
2720	5/12/2017 15:02	PAINT	BAY LINE	A	WHITE	Outside	C	Null	< LOD	0.07	mg / cm ^2
2721	5/12/2017 15:03	PAINT	BAY LINE	A	YELLOW	Outside	C	Null	< LOD	1.8	mg / cm ^2
2722	5/12/2017 15:03	PAINT	DOOR	A	GREEN	Outside	C	Negative	< LOD	2.5	mg / cm ^2
2723	5/12/2017 15:03	PAINT	DOOR	A	GREEN	Outside	C	Negative	< LOD	0.43	mg / cm ^2
2724	5/12/2017 15:04	PAINT	WALL	A	OLIVE GREEN	Outside	C	Negative	< LOD	0.03	mg / cm ^2
2725	5/12/2017 15:04	PAINT	SIDEWALK	A	LIGHT YELLOW	Outside	C	Positive	1.5	0.5	mg / cm ^2
2726	5/12/2017 15:05	PAINT	CEILING	A		Outside	C	Negative	< LOD	0.03	mg / cm ^2
2727	5/12/2017 15:05	PAINT	CEILING	A		Outside	C	Null	< LOD	0.06	mg / cm ^2
2728	5/12/2017 15:06	PAINT	PAINT	A	BLUE	Outside	C	Negative	< LOD	0.03	mg / cm ^2
2729	5/12/2017 15:07	PAINT	BRICK	D	YELLOW	Outside	C	Negative	0.04	0.02	mg / cm ^2
2730	5/12/2017 15:08	PAINT	BRICK	C	YELLOW	Outside	C	Null	0.07	0.05	mg / cm ^2
2731	5/12/2017 15:09	PAINT	WALL	C	OLIVE GREEN	Outside	C	Negative	< LOD	0.03	mg / cm ^2
2732	5/12/2017 15:10	PAINT	COLUMN	C	WHITE	Outside	C	Negative	< LOD	0.03	mg / cm ^2
2733	5/12/2017 15:10	PAINT	PLATFORM	C	YELLOW	Outside	C	Negative	< LOD	0.03	mg / cm ^2
2734	5/12/2017 15:11	PAINT	RAMP SIDE	C	YELLOW	Outside	C	Negative	< LOD	0.03	mg / cm ^2
2735	5/12/2017 15:11	PAINT	HANDRAIL	C		Outside	C	Negative	< LOD	0.23	mg / cm ^2
2736	5/12/2017 15:11	PAINT	CEILING	C		Outside	C	Null	< LOD	0.03	mg / cm ^2
2737	5/12/2017 15:12	PAINT	PAINT	C	RED	Outside	C	Null	1.1	0.6	mg / cm ^2
2738	5/12/2017 15:13	PAINT	PAINT	C	YELLOW	Outside	C	Positive	1.9	0.9	mg / cm ^2
2739	5/12/2017 15:13	PAINT	PAINT	C	WHITE	Outside	C	Negative	< LOD	0.03	mg / cm ^2
2740	5/12/2017 15:14	PAINT	PAINT	C	BLUE	Outside	C	Negative	< LOD	0.04	mg / cm ^2
2741	5/12/2017 15:14	PAINT	BRICK	B	YELLOW	Outside	C	Null	< LOD	0.04	mg / cm ^2
2742	5/12/2017 15:16	PAINT	CONCRETE	D	YELLOW	Outside	C	Null	0.8	0.1	mg / cm ^2
2743	5/12/2017 15:17	PAINT	BRICK	D	YELLOW	Outside	C	Negative	< LOD	0.03	mg / cm ^2
2744	5/12/2017 15:17	PAINT	CONCRETE	D	YELLOW	Outside	C	Null	0.9	0.2	mg / cm ^2
2745	5/12/2017 15:18	PAINT	COLUMN	D	WHITE	Outside	C	Negative	< LOD	0.03	mg / cm ^2

Reading No	Time	Type	Component	Side	Color	Room	Section	Results	PbC	PbC Error	Units
2746	5/12/2017 15:18	PAINT	WINDOW LEDGE	D	WHITE	Outside	C	Negative	< LOD	0.04	mg / cm ^2
2747	5/12/2017 15:18	PAINT	WINDOW LEDGE	D	GREEN	Outside	C	Positive	< LOD	5.4	mg / cm ^2
2748	5/12/2017 15:18	PAINT	WINDOW	D	GREEN	Outside	C	Positive	< LOD	12	mg / cm ^2
2749	5/12/2017 15:18	PAINT	WINDOW FRAME	D	GREEN	Outside	C	Positive	< LOD	8.55	mg / cm ^2
2750	5/12/2017 15:19	PAINT	CONCRETE	C	YELLOW	Outside	C	Null	< LOD	0.05	mg / cm ^2
2751	5/12/2017 15:20	PAINT	BRICK	C	YELLOW	Outside	C	Negative	< LOD	0.03	mg / cm ^2
2752	5/12/2017 15:20	PAINT	WINDOW LEDGE	C	WHITE	Outside	C	Negative	0.07	0.04	mg / cm ^2
2753	5/12/2017 15:20	PAINT	WINDOW LEDGE	C	GREEN	Outside	C	Positive	< LOD	18.15	mg / cm ^2
2754	5/12/2017 15:20	PAINT	WINDOW	C	GREEN	Outside	C	Positive	< LOD	2	mg / cm ^2
2755	5/12/2017 15:20	PAINT	WINDOW FRAME	C	GREEN	Outside	C	Positive	< LOD	7.5	mg / cm ^2
2756	5/12/2017 15:21	PAINT	BRICK	C	YELLOW	Outside	C	Negative	< LOD	0.06	mg / cm ^2
2757	5/12/2017 15:21	PAINT	COLUMN	C	WHITE	Outside	C	Negative	< LOD	0.07	mg / cm ^2
2758	5/12/2017 15:21	PAINT	DOOR	B	GREEN	Outside	C	Negative	< LOD	0.11	mg / cm ^2
2759	5/12/2017 15:22	PAINT	BRICK	B	YELLOW	Outside	C	Null	< LOD	1.2	mg / cm ^2
2760	5/12/2017 15:23	PAINT	CONCRETE	B	YELLOW	Outside	C	Null	0.9	0.1	mg / cm ^2
2761	5/12/2017 15:23	PAINT	WINDOW LEDGE	B	YELLOW	Outside	C	Negative	0.3	0.1	mg / cm ^2
2762	5/12/2017 15:23	PAINT	WINDOW LEDGE	B	GREEN	Outside	C	Negative	< LOD	0.38	mg / cm ^2
2763	5/12/2017 15:24	PAINT	WINDOW	B	GREEN	Outside	C	Positive	< LOD	16.5	mg / cm ^2
2764	5/12/2017 15:24	PAINT	WINDOW FRAME	B	GREEN	Outside	C	Positive	1.6	0.6	mg / cm ^2
2765	5/12/2017 15:25	PAINT	WINDOW LEDGE	B	YELLOW	Outside	C	Negative	0.22	0.11	mg / cm ^2
2766	5/12/2017 15:25	PAINT	WINDOW LEDGE	B	GREEN	Outside	C	Negative	< LOD	0.55	mg / cm ^2
2767	5/12/2017 15:25	PAINT	WINDOW	B	GREEN	Outside	C	Negative	< LOD	0.4	mg / cm ^2
2768	5/12/2017 15:25	PAINT	WINDOW FRAME	B	GREEN	Outside	C	Positive	2.2	1.1	mg / cm ^2
2769	5/12/2017 15:26	PAINT	BRICK	C	YELLOW	Outside	B	Negative	< LOD	0.03	mg / cm ^2
2770	5/12/2017 15:27	PAINT	RAIL	C	YELLOW	Outside	B	Negative	< LOD	0.13	mg / cm ^2
2771	5/12/2017 15:28	PAINT	WINDOW	B	GREEN	Outside	B	Negative	< LOD	0.04	mg / cm ^2
2772	5/12/2017 15:29	PAINT	DOUBLE DOOR	B	GREEN	Outside	B	Negative	< LOD	0.17	mg / cm ^2
2773	5/12/2017 15:29	PAINT	DOOR	B	GREEN	Outside	B	Negative	< LOD	0.75	mg / cm ^2
2774	5/12/2017 15:29	PAINT	DOOR	B	GREEN	Outside	B	Negative	< LOD	0.52	mg / cm ^2
2775	5/12/2017 15:29	PAINT	DOUBLE DOOR	B	GREEN	Outside	B	Negative	< LOD	0.06	mg / cm ^2
2776	5/12/2017 15:30	PAINT	DOUBLE DOOR	B	GREEN	Outside	B	Negative	< LOD	0.6	mg / cm ^2
2777	5/12/2017 15:31	PAINT	SMOKE STACK	C	RED	Outside	B	Negative	< LOD	0.04	mg / cm ^2
2778	5/12/2017 15:31	PAINT	BRICK	C		Outside	B	Negative	< LOD	0.03	mg / cm ^2
2779	5/12/2017 15:32	PAINT	WINDOW	C	GREEN	Outside	B	Negative	< LOD	0.04	mg / cm ^2
2780	5/12/2017 15:32	PAINT	WINDOW LEDGE	C	YELLOW	Outside	B	Negative	< LOD	0.13	mg / cm ^2
2781	5/12/2017 15:32	PAINT	BEAM	C	WHITE	Outside	B	Negative	< LOD	0.11	mg / cm ^2
2782	5/12/2017 15:32	PAINT	BEAM	C	RED	Outside	B	Negative	< LOD	0.15	mg / cm ^2
2783	5/12/2017 15:33	PAINT	PIPE	C	YELLOW	Outside	B	Negative	< LOD	0.6	mg / cm ^2
2784	5/12/2017 15:34	PAINT	DOUBLE DOOR	B	GREEN	Outside	B	Negative	< LOD	0.06	mg / cm ^2
2785	5/12/2017 15:34	PAINT	CONCRETE	B		Outside	B	Negative	< LOD	0.03	mg / cm ^2
2786	5/12/2017 15:35	PAINT	CONCRETE	B		Outside	B	Null	< LOD	0.03	mg / cm ^2

Reading No	Time	Type	Component	Side	Color	Room	Section	Results	PbC	PbC Error	Units
2787	5/12/2017 15:35	PAINT	RAIL	B	GREEN	Outside	B	Negative	< LOD	0.04	mg / cm ^2
2788	5/12/2017 15:35	PAINT	RAIL	B	BLUE	Outside	B	Negative	< LOD	0.03	mg / cm ^2
2789	5/12/2017 15:36	PAINT	WALL	B	GREEN	Outside	B	Negative	< LOD	0.03	mg / cm ^2
2790	5/12/2017 15:36	PAINT	BRICK	B	YELLOW	Outside	B	Negative	< LOD	0.06	mg / cm ^2
2791	5/12/2017 15:36	PAINT	WALL	B	YELLOW	Outside	B	Negative	< LOD	0.03	mg / cm ^2
2792	5/12/2017 15:37	PAINT	STEP	B	YELLOW	Outside	B	Negative	< LOD	0.03	mg / cm ^2
2793	5/12/2017 15:38	PAINT	PIPE	A	YELLOW	Outside	B	Positive	3.9	2.5	mg / cm ^2
2794	5/12/2017 15:39	PAINT	CONCRETE	A	YELLOW	Outside	B	Negative	< LOD	0.03	mg / cm ^2
2795	5/12/2017 15:39	PAINT	BRICK	A	YELLOW	Outside	B	Null	< LOD	0.11	mg / cm ^2
2796	5/12/2017 15:39	PAINT	WINDOW LEDGE	A	YELLOW	Outside	B	Null	< LOD	0.07	mg / cm ^2
2797	5/12/2017 15:40	PAINT	A/C POLES	A	YELLOW	Outside	B	Negative	< LOD	0.03	mg / cm ^2
2798	5/12/2017 15:40	PAINT	A/C POLES	A		Outside	B	Positive	2.7	1.6	mg / cm ^2
2799	5/12/2017 15:41	PAINT	CONCRETE	A	YELLOW	Outside	H	Negative	< LOD	0.03	mg / cm ^2
2800	5/12/2017 15:41	PAINT	WALL	A		Outside	H	Negative	< LOD	0.04	mg / cm ^2
2801	5/12/2017 15:41	PAINT	BRICK	A	YELLOW	Outside	H	Negative	< LOD	0.03	mg / cm ^2
2802	5/12/2017 15:42	PAINT	WINDOW LEDGE	A	YELLOW	Outside	H	Negative	0.1	0.06	mg / cm ^2
2803	5/12/2017 15:42	PAINT	WINDOW LEDGE	A	GREEN	Outside	H	Positive	3.3	2.2	mg / cm ^2
2804	5/12/2017 15:42	PAINT	WINDOW	A	GREEN	Outside	H	Negative	< LOD	0.37	mg / cm ^2
2805	5/12/2017 15:42	PAINT	WINDOW FRAME	A	GREEN	Outside	H	Negative	< LOD	0.6	mg / cm ^2
2806	5/12/2017 15:43	PAINT	COLUMN	D		Outside	H	Negative	< LOD	0.03	mg / cm ^2
2807	5/12/2017 15:43	PAINT	CONCRETE	D	YELLOW	Outside	H	Null	< LOD	0.09	mg / cm ^2
2808	5/12/2017 15:44	PAINT	BRICK	D	YELLOW	Outside	H	Negative	< LOD	0.03	mg / cm ^2
2809	5/12/2017 15:44	PAINT	WINDOW LEDGE	D	GREEN	Outside	H	Negative	0.1	0.05	mg / cm ^2
2810	5/12/2017 15:44	PAINT	WINDOW CASING	D	GREEN	Outside	H	Positive	1.8	0.8	mg / cm ^2
2811	5/12/2017 15:44	PAINT	DOOR CASING	D	GREEN	Outside	H	Negative	< LOD	0.04	mg / cm ^2
2812	5/12/2017 15:45	PAINT	DOOR	D	GREEN	Outside	H	Negative	< LOD	0.21	mg / cm ^2
2813	5/12/2017 15:45	PAINT	DOOR	D		Outside	H	Negative	< LOD	0.03	mg / cm ^2
2814	5/12/2017 15:45	PAINT	WALL	D	YELLOW	Outside	H	Negative	< LOD	0.05	mg / cm ^2
2815	5/12/2017 15:46	PAINT	CALIBRATION4			Outside	H	Positive	1.1	0.1	mg / cm ^2
2816	5/12/2017 15:47	PAINT	CALIBRATION5			Outside	H	Positive	1	0.1	mg / cm ^2
2817	5/12/2017 15:47	PAINT	CALIBRATION6			Outside	H	Positive	1	0.1	mg / cm ^2

Reading No	Time	Type	Duration	Component	Side	Condition	Color	Floor	Section	Results	PbC	PbC Error	Units
595	5/5/2017 09:43	SHUTTER_CAL	152.67								2.38	0	cps
596	5/5/2017 09:49	PAINT	7.4	cal1						Positive	1.1	0.1	mg / cm ^2
597	5/5/2017 09:49	PAINT	1.2	cal2						Positive	1.6	0.6	mg / cm ^2
598	5/5/2017 09:50	PAINT	7.39	cal3						Positive	1.1	0.1	mg / cm ^2
599	5/5/2017 09:51	PAINT	15.23	cal4						Positive	1.1	0.1	mg / cm ^2
600	5/5/2017 09:51	PAINT	1.9	cal5						Null	1.1	0.3	mg / cm ^2
601	5/5/2017 10:07	PAINT	3.09	CEILING			BROWN	roof	Building H	Negative	< LOD	0.03	mg / cm ^2
602	5/5/2017 10:08	PAINT	1.71	WALL	C		YELLOW	roof	Building H	Null	< LOD	0.18	mg / cm ^2
603	5/5/2017 10:09	PAINT	3.27	small build wall	C		YELLOW	roof	Building H	Negative	< LOD	0.03	mg / cm ^2
604	5/5/2017 10:09	PAINT	3.08	small build wall	B	INTACT	YELLOW	roof	Building H	Negative	< LOD	0.03	mg / cm ^2
605	5/5/2017 10:10	PAINT	2.73	small build wall	A	INTACT	YELLOW	roof	Building H	Null	< LOD	0.03	mg / cm ^2
606	5/5/2017 10:11	PAINT	2.41	small build wind	A	INTACT	YELLOW	roof	Building H	Null	< LOD	0.21	mg / cm ^2
607	5/5/2017 10:11	PAINT	2.58	small build wind	B	INTACT	YELLOW	roof	Building H	Negative	< LOD	0.18	mg / cm ^2
608	5/5/2017 10:12	PAINT	3.59	small build wind	B	INTACT	YELLOW	roof	Building H	Negative	< LOD	0.03	mg / cm ^2
609	5/5/2017 10:12	PAINT	0.68	small nuild door	C	INTACT	YELLOW	roof	Building H	Positive	2.6	1.5	mg / cm ^2
610	5/5/2017 10:13	PAINT	1.02	small nuild door	C	INTACT	YELLOW	roof	Building H	Negative	< LOD	0.15	mg / cm ^2
611	5/5/2017 10:13	PAINT	2.92	small nuild door	C	INTACT	YELLOW	roof	Building H	Positive	1.3	0.3	mg / cm ^2
612	5/5/2017 10:13	PAINT	1.03	small nuild door	C	INTACT	WHITE	roof	Building H	Negative	< LOD	0.11	mg / cm ^2
613	5/5/2017 10:14	PAINT	1.03	small nuild door	C	INTACT	WHITE	roof	Building H	Negative	< LOD	0.06	mg / cm ^2
614	5/5/2017 10:15	PAINT	4.1	smoke stack	B	INTACT	YELLOW	roof	Building H	Negative	< LOD	0.03	mg / cm ^2
615	5/5/2017 10:16	PAINT	1.02	WALL	B	INTACT	YELLOW	roof	Building H	Negative	< LOD	0.04	mg / cm ^2
616	5/5/2017 10:17	PAINT	3.1	WALL	A	INTACT	YELLOW	roof	Building H	Negative	< LOD	0.03	mg / cm ^2
617	5/5/2017 10:17	PAINT	1.03	WALL	D	INTACT	WHITE	roof	Building H	Negative	< LOD	0.03	mg / cm ^2
618	5/5/2017 10:18	PAINT	1.03	WALL	D	INTACT	grey	roof	Building H	Negative	< LOD	0.04	mg / cm ^2
619	5/5/2017 10:19	PAINT	3.26	WALL	C	INTACT	grey	roof	Building H	Negative	< LOD	0.03	mg / cm ^2
620	5/5/2017 10:20	PAINT	1.03	FLOOR	C	INTACT	grey	roof	Building H	Negative	< LOD	0.06	mg / cm ^2
621	5/5/2017 10:20	PAINT	0.34	planters	C	INTACT	YELLOW	roof	Building H	Null	< LOD	0.26	mg / cm ^2
622	5/5/2017 10:21	PAINT	3.27	planters	C	INTACT	YELLOW	roof	Building H	Negative	< LOD	0.03	mg / cm ^2
623	5/5/2017 10:21	PAINT	3.27	planters	C	INTACT	YELLOW	roof	Building H	Negative	< LOD	0.04	mg / cm ^2
624	5/5/2017 10:22	PAINT	3.27	top trim	C	INTACT	YELLOW	roof	Building H	Negative	< LOD	0.03	mg / cm ^2
625	5/5/2017 10:22	PAINT	3.26	top trim	D	INTACT	YELLOW	roof	Building H	Negative	< LOD	0.03	mg / cm ^2
626	5/5/2017 10:23	PAINT	3.26	top trim	B	INTACT	YELLOW	roof	Building H	Negative	< LOD	0.05	mg / cm ^2
627	5/5/2017 10:24	PAINT	3.26	top trim	A	INTACT	YELLOW	roof	Building H	Negative	< LOD	0.03	mg / cm ^2
628	5/5/2017 10:24	PAINT	0.34	exhsut	A	INTACT	YELLOW	roof	Building H	Positive	< LOD	88.2	mg / cm ^2
629	5/5/2017 10:25	PAINT	0.34	exhsut	A	INTACT	WHITE	roof	Building H	Positive	< LOD	90.45	mg / cm ^2
630	5/5/2017 10:25	PAINT	0.34	exhsut	A	INTACT	WHITE	roof	Building H	Positive	< LOD	94.95	mg / cm ^2
631	5/5/2017 10:26	PAINT	0.34	exhsut	A	INTACT	black	roof	Building H	Positive	< LOD	78.45	mg / cm ^2
632	5/5/2017 10:27	PAINT	1.03	stairs	A	INTACT	black	roof	Building H	Negative	< LOD	0.2	mg / cm ^2
633	5/5/2017 10:27	PAINT	1.03	stairs	A	INTACT	black	roof	Building H	Negative	< LOD	0.03	mg / cm ^2
634	5/5/2017 10:29	PAINT	2.91	WALL-column	B	INTACT	YELLOW	roof	Building H	Negative	< LOD	0.06	mg / cm ^2
635	5/5/2017 10:29	PAINT	6.01	WALL-column	B	INTACT	YELLOW	roof	Building H	Negative	< LOD	0.03	mg / cm ^2
636	5/5/2017 10:30	PAINT	6.68	WALL-column	B	INTACT	YELLOW	roof	Building H	Negative	< LOD	0.05	mg / cm ^2
637	5/5/2017 10:30	PAINT	3.27	wall-pic	B	INTACT	YELLOW	roof	Building H	Negative	< LOD	0.04	mg / cm ^2
638	5/5/2017 10:31	PAINT	3.27	wall-trim	B	INTACT	YELLOW	roof	Building H	Negative	< LOD	0.03	mg / cm ^2

Reading No	Time	Type	Duration	Component	Side	Condition	Color	Floor	Section	Results	PbC	PbC Error	Units
639	5/5/2017 10:32	PAINT	3.26	wall-facia	B	INTACT	YELLOW	roof	Building H	Negative	< LOD	0.09	mg / cm ^2
640	5/5/2017 10:33	PAINT	3.1	wall-facia	B	INTACT	YELLOW	roof	Building H	Negative	< LOD	0.08	mg / cm ^2
641	5/5/2017 10:33	PAINT	3.42	wall-facia	B	INTACT	YELLOW	roof	Building H	Negative	< LOD	0.08	mg / cm ^2
642	5/5/2017 10:34	PAINT	4.28	wall-brick	B	INTACT	YELLOW	roof	Building H	Negative	< LOD	0.07	mg / cm ^2
643	5/5/2017 10:34	PAINT	3.09	wall-brick	A	INTACT	YELLOW	roof	Building H	Null	< LOD	0.17	mg / cm ^2
644	5/5/2017 10:35	PAINT	4.47	wall-brick	C	INTACT	YELLOW	roof	Building H	Null	< LOD	0.05	mg / cm ^2
645	5/5/2017 10:36	PAINT	4.82	wall-brick	D	INTACT	YELLOW	roof	Building H	Negative	< LOD	0.03	mg / cm ^2
646	5/5/2017 10:36	PAINT	0.35	exhaust	D	INTACT	WHITE	roof	Building C	Positive	< LOD	100.05	mg / cm ^2
647	5/5/2017 10:38	PAINT	1.03	door	D	INTACT	YELLOW	roof	Building C	Negative	< LOD	0.03	mg / cm ^2
648	5/5/2017 10:39	PAINT	1.03	door	D	INTACT	YELLOW	roof	Building C	Negative	< LOD	0.08	mg / cm ^2
649	5/5/2017 10:39	PAINT	1.03	door	D	INTACT	RED	roof	Building C	Negative	< LOD	0.04	mg / cm ^2
650	5/5/2017 10:40	PAINT	1.03	ac	C	INTACT	RED	roof	Building C	Negative	< LOD	0.16	mg / cm ^2
706	5/5/2017 11:39	PAINT	19.3	calibration 6	D	INTACT	GREEN	THIRD	Building C	Positive	1	0.1	mg / cm ^2
707	5/5/2017 11:39	PAINT	7.56	calibration 7	D	INTACT	GREEN	THIRD	Building C	Positive	1.1	0.1	mg / cm ^2
708	5/5/2017 11:40	PAINT	10.33	calibration 8	D	INTACT	GREEN	THIRD	Building C	Positive	1	0.1	mg / cm ^2
1559	5/8/2017 08:28	SHUTTER_CAL	154.7								2.39	0	cps
1560	5/8/2017 08:36	PAINT	8.24	calibration 1						Positive	1.1	0.1	mg / cm ^2
1561	5/8/2017 08:37	PAINT	7.53	calibration 2						Positive	1.1	0.1	mg / cm ^2
1562	5/8/2017 08:37	PAINT	5.5	calibration 3						Negative	0.9	0.1	mg / cm ^2
1724	5/8/2017 10:27	PAINT	0.34	exhaust pipe	D	INTACT	WHITE	SECOND	Building B - roof	Positive	< LOD	92.85	mg / cm ^2
1725	5/8/2017 10:28	PAINT	0.17	exhaust pipe	D	INTACT	WHITE	SECOND	Building B - roof	Positive	< LOD	10.5	mg / cm ^2
1726	5/8/2017 10:29	PAINT	2.55	ac	D	INTACT	GREEN	SECOND	Building B - roof	Negative	< LOD	1.17	mg / cm ^2
1727	5/8/2017 10:29	PAINT	1.02	FLOOR	D	INTACT	WHITE	SECOND	Building B - roof	Negative	< LOD	0.12	mg / cm ^2
1728	5/8/2017 10:30	PAINT	1.03	WINDOW	D	INTACT	GREEN	SECOND	Building B - roof	Negative	< LOD	0.27	mg / cm ^2
1729	5/8/2017 10:30	PAINT	1.02	WINDOW	D	INTACT	GREEN	SECOND	Building B - roof	Negative	< LOD	0.6	mg / cm ^2
1730	5/8/2017 10:31	PAINT	1.03	WINDOW	D	INTACT	GREEN	SECOND	Building B - roof	Negative	< LOD	0.75	mg / cm ^2
1731	5/8/2017 10:31	PAINT	1.02	WINDOW	D	INTACT	GREEN	SECOND	Building B - roof	Negative	< LOD	0.06	mg / cm ^2
1732	5/8/2017 10:31	PAINT	1.02	WINDOW	D	INTACT	GREEN	SECOND	Building B - roof	Negative	< LOD	0.5	mg / cm ^2
1733	5/8/2017 10:32	PAINT	2.39	WALL	D	INTACT	TAN	SECOND	Building B - roof	Negative	< LOD	0.03	mg / cm ^2
1734	5/8/2017 10:32	PAINT	1.7	WALL	A	INTACT	TAN	SECOND	Building B - roof	Null	< LOD	0.1	mg / cm ^2
1735	5/8/2017 10:33	PAINT	1.03	WINDOW	A	INTACT	GREEN	SECOND	Building B - roof	Negative	< LOD	0.36	mg / cm ^2
1736	5/8/2017 10:33	PAINT	1.03	WINDOW	A	INTACT	GREEN	SECOND	Building B - roof	Negative	< LOD	0.38	mg / cm ^2
1737	5/8/2017 10:34	PAINT	2.06	pipe	D	INTACT	WHITE	SECOND	Building B - roof	Negative	< LOD	0.61	mg / cm ^2
1738	5/8/2017 10:35	PAINT	2.4	WINDOW	D	INTACT	GREEN	SECOND	Building B - roof	Positive	1.4	0.4	mg / cm ^2
1739	5/8/2017 10:35	PAINT	1.19	WINDOW	D	INTACT	GREEN	SECOND	Building B - roof	Negative	< LOD	0.4	mg / cm ^2
1740	5/8/2017 10:37	PAINT	1.02	WINDOW	D	INTACT	GREEN	THIRD	Building B - roof	Negative	< LOD	0.47	mg / cm ^2
1741	5/8/2017 10:37	PAINT	1.02	WINDOW	D	INTACT	GREEN	THIRD	Building B - roof	Negative	< LOD	0.7	mg / cm ^2
1742	5/8/2017 10:38	PAINT	1.02	WINDOW	D	INTACT	GREEN	THIRD	Building B - roof	Negative	< LOD	0.16	mg / cm ^2
1743	5/8/2017 10:41	PAINT	0.69	beam	B	INTACT	YELLOW	SECOND	Building B - roof	Positive	2.5	1.4	mg / cm ^2
1822	5/8/2017 11:34	PAINT	2.57	calibration 4	B	INTACT	BEIGE	FIRST	Building B - roof	Positive	1.3	0.3	mg / cm ^2
1823	5/8/2017 11:35	PAINT	9.76	calibration 5	B	INTACT	BEIGE	FIRST	Building B - roof	Positive	1	0.1	mg / cm ^2
1824	5/8/2017 11:36	PAINT	7.52	calibration 6	B	INTACT	BEIGE	FIRST	Building B - roof	Positive	1.1	0.1	mg / cm ^2
1825	5/8/2017 11:36	PAINT	10.95	calibration 7	B	INTACT	BEIGE	FIRST	Building B - roof	Positive	1	0.1	mg / cm ^2

Lead-Based Paint Standard Operating Procedures

Please review this report of a visual survey and X-Ray Fluorescence (XRF) analysis of the readily accessible areas of this building and tested components. The presence or absence of lead-based paint or lead-based paint hazards applies only to the surfaces tested or assessed on the date of the field visit. Conditions may change due to deterioration or maintenance. Ongoing monitoring by the owner is usually necessary.

Please review this report fully including any REMARKS printed on each page and call us for an explanation of any aspect of this report, written or printed, which you do not fully understand.

Methodology:

The lead-based paint survey and assessment includes the following:

Definition of Room Equivalent:

A **Room Equivalent** is a **Functional Space** and is often an identifiable part of a building, such as a room, an exterior side, or an exterior area. Hallways, stairways, and exterior areas, such as porches, loading docks, parking lots, and sides of a building, are all examples of room equivalents.

Delineation of Room Equivalents:

A room equivalent is identified as a room, a house exterior, a foyer, staircase, hallway, or an exterior area. Closets or other similar areas adjoining rooms are not considered as separate room equivalents unless they are obviously dissimilar from the adjoining room equivalent. Each room equivalent is made up of **Components**. Components may be located inside or outside a building. For example, components in a room are the ceiling, floor, walls, a door and its casing, the window sash, and window casings, etc. The **Substrate** is the material underneath the paint. Many substrates exist, however, the HUD Final Guidelines recommend classifying substrates into one of six substrate types: brick, concrete, drywall, metal, plaster, and wood. These substrate types are intended to include a broad range of materials. If the true substrate is not one of the six types, the substrate that most closely matches the true substrate is selected. For substrates on top of substrates, such as plaster on concrete, the substrate directly beneath the painted surface is used. A **Testing Combination** is characterized by the room equivalent, component, and substrate. In some cases, visible color of paint may also be used to further define unique testing combinations. The **Test Location** is a specific area on a testing combination where the XRF (x-ray fluorescence) instrument tests for lead-based paint.

Sampling Strategies:

The **Sampling Strategy** adheres to the EPA Performance Characteristic Sheet for the particular XRF instrument used, as well as the manufacture's modifications and recommendations. The XRF used for detection of lead-based paint is the NITON XL-309 Spectrum Analyzer Lead Detector. It was manufactured by NITON Corporation, 900 Middlesex Turnpike, Building 8, Billerica, MA 01821. According to the HUD Final Guidelines, a lead

reading by XRF of 1.0 mg/ cm^2 or above is considered positive for the presence of lead-based paint. Below 1.0 mg/cm^2 is considered negative. A positive result from the XRF reflects the HUD Guidelines of 1.0 mg/ cm^2 or 5000 PPM or greater. In Mississippi, the level for lead based paint is 1.0mg/ cm^2 or 5000ppm. This may affect the method of disposal for demolition debris.

Dust Wipe Samples will be analyzed by an EPA NLLAP (National Lead Laboratory Accreditation Program) or AIHA ELLAP (Environmental Lead Laboratory Accreditation Program) approved laboratory. These confirmatory Atomic Absorption or Inductively Coupled Plasma laboratory analyses are performed on dust wipe oil samples.

Lead Exposure Limits, Clearance Levels and Other Regulations

The regulations below have been established by various organizations and regulatory bodies and are presented below. Please note that for a Lead Hazard Screen, dust wipe levels are ½ the presented values.

1.0 PAINT
- 600 ppm - CPSC
- 1.0 mg/cm^2 or 5,000 ppm – HUD
- OSHA has set no LBP level – Exposure is based on activities. See below.

2.0 DUST
- 40 µg/ft^2 - HUD Clearance for Floors {Prop. 40 HUD & 50 EPA}
- 250 µg/ft^2 - HUD Clearance for Window Sills {Prop. 250}
- 400 µg/ft^2 - HUD Clearance for Window Wells
- 800 µg/ft^2 - HUD Clearance for Exterior Concrete

3.0 SOIL
- 500 – 1000 mg/Kg (ppm) - EPA Superfund Limit
- 400 mg/Kg (ppm) - High Contact Play Areas {Communicate}
- 1200 mg/Kg (ppm) - Other Residential Yard Areas {Average}
- 5000 mg/Kg (ppm) - Require Permanent Abatement

4.0 AIR
- 1.5 µg/m^3 - EPA National Air Quality Standard
- 30 µg/m^3 - OSHA Action Level (8 Hour Avg.)
- 50 µg/m^3 - OSHA Exposure Limit

5.0 BLOOD
- 10 µg/dl (CDC) for children
- 40 µg/dl (OSHA) Permissible Blood- Lead Level
- 50 µg/dl (OSHA) Worker Removal - Lead Level

6.0 WATER
- 15 µg/L (ppb)

7.0 HAZARDOUS WASTE
- 5 ppm Leachable TCLP

8.0 GASOLINE
- 0.1 g/gallon

9.0 CERAMIC OR POTTERY GLAZES – FDA - AOAC Method 973.32
- 3 ppm Leachate – Plates, Saucers and other Flatware
- 2 ppm Leachate – Small Hollowware – (Cereal Bowls)

- 1 ppm Leachate – Large Hollowware
- 0.5 ppm Leachate – Cups, Mugs and Pitchers

10.0 OSHA RESPIRATORY PROTECTION TASK RELATED TRIGGERS (29 CFR 1926.62 & HUD Manual Chapter 9, Page 17)

- Up to 10XPEL
  - ½ face Negative Pressure APR
  - Manual Demolition
  - Manual Scraping
  - Manual Sanding
  - Heat Gun Use
  - Power Tool Paint Removal + HEPA Dust Collect
- 10X up to 50XPEL
  - Full Face Negative Pressure APR or PAPR
  - Cleanup Dry Abrasive Blasting
  - Abrasive Blasting Enclosure Movement
- Greater than 50XPEL
  - Supplied Air Respirator
  - Abrasive Blasting, Welding, Torch Burning

Chain of Custody Procedures:

The sample is placed in a proper container and given a unique identification number. This number is then entered on the chain-of-custody form which the inspector/risk assessor signs. A copy is retained and the original is sent with the sample to an accredited laboratory. Upon receipt, lab personnel verify that samples and chain-of-custody information match and sign the form. A copy is retained by the laboratory and the signed original is returned with the results to the inspector/risk assessor or their company.

Assessment Logic:

Lead-Based Paint Risk Assessment is performed by use of the following **Assessment Logic**. Any paint found to contain lead below the HUD standard of 1.0mg/cm^2 or state or local standard, e.g. MS 1.0 mg/cm^2, regardless of condition, is considered non-hazardous. Components having lead levels at or above this standard are visually assessed for condition and approximate surface area. The paint condition is placed into one of three categories using the risk assessor's professional judgment. These categories are: *intact*, *fair*, and *poor*. Type of deterioration may also be noted on surfaces in *poor* condition. Size of area of deteriorated paint need not be measured, but simply estimated. Based on the approximate surface area of deteriorated paint, the risk assessor then assesses the condition as *intact*, *fair*, or *poor*. This is performed for all painted surfaces determined to be at or above HUD standard.

Standard Operating Procedure:

Lead Based Paint testing is performed using a NITON Model 309 X-ray Fluorescence Analyzer (Serial Number: #XL309-U2036NS0496, K+L Mode, 109Cd 10mCi 10/10/00),

Operator License: MS - 568-01, Assigned to Bonner Analytical Testing Co. Lead testing is performed in accordance with HUD Guidelines as revised 11/97 with the following procedural notes:

1.0 Room equivalents are generally listed by number, starting with the 1st room of the main entrance and proceeding clockwise on each floor. Refer to drawings to confirm room number assignments. Walls are listed in each room by letter with wall "A" being the wall of entrance, proceeding clockwise to "B, C, D", etc. Multiple components (i.e. windows or doors) are listed moving right to left along each external wall, and left to right on internal walls (e.g. moving from the "D-A" corner to the "A-B" corner).

2.0 Substrates are labeled as Brick, Concrete, Drywall, Plaster, Stucco, Wood or Metal. Concrete block or cinder block or CMU are labeled concrete. Wallpapered surfaces are examined by XRF for concealed lead based paint with postulated substrates.

Description of Paint Condition Hazard Rankings:

Hazard ranking protocol was assessed following the HUD Guidelines for Evaluation and Control of Lead Based Paint Hazards in Housing, dated June, 1995, Chapter 5: Risk Assessment; Table 5-3, Categories of Paint Film Quality. This information is summarized below.

Type of Building Component[1]	Total Area of Deteriorated Paint on Each Component		
	Intact[1]	**Fair**[2]	**Poor**[3]
Exterior components with large surface area	Entire surface area is intact	Less than or equal to 10 square feet	More that 10 square feet
Interior components with large surface area	Entire surface area is intact	Less than or equal to 2 square feet	More than 2 square feet
Interior and exterior components with small surface areas	Entire surface area is intact	Less than or equal to 10% of the total surface area of component	More than 10% of the total surface area or the component

NOTES:

Superscript 1 indicates the building component in this table refers to each individual component or side of the building, not the combined surface area of similar components in a room (i.e.: a wall with 1 square foot of deteriorated paint is in "fair" condition, even if the other three walls in a room are intact).

Superscript 2 indicates surfaces in "fair" condition should be repaired and/or monitored, but are not considered to be lead based paint hazards as defined by Title X.

Superscript 3 indicates surfaces in "poor" condition are considered to be lead based paint hazards as defined by Title X and should be addressed through abatement or interim controls.

Ongoing Monitoring - Reevaluation of Dwellings and Facilities:

Reevaluations are risk assessments which include detailed visual examination of paint films and existing hazard controls as well as dust and soil sampling. Recommended reevaluations follow HUD Guidelines Table 6.1 (copy attached in Appendix)

Standard Reevaluation Schedules

Table 6.1: Standard Reevaluation Schedule (see notes to Table 6.1)

Schedule	Evaluation Results	Action Taken	Reevalu-ation Frequen-cy	Visual Survey (by owner or representative)
1	Combination risk assessment/inspection finds no leaded dust or soil and no lead-based paint	None	None	None
2	No lead-based paint hazards found during risk assessment conducted before hazard control or at clearance (hazards include dust and soil).	None	3 Years	Annually and whenever information indicates a possible problem
3	The average of leaded dust levels on all floors, interior window sills, or window troughs samples exceeds the applicable standard, but by less than a factor of 10.	• Interim controls and/or hazard abatement (or mixture of the two), including but not necessarily limited to, dust removal. This schedule does not include window replacement. • Treatments specified in section A plus replacement of all windows with lead hazards • Abatement of all lead-based paint using encapsulation or enclosure. • Removal of all lead-based paint.	1 Year 2 Years 1 Year None None	Same as schedule 2, except for encapsulants. The first visual survey of encapsulants should be done one month after clearance; the second should be done six months later and annually thereafter. Same as Schedule 3 above None
4	The average of leaded dust levels on all floors, interior window sills, or window troughs samples exceeds	• Interim controls and/or hazard abatement (or mixture of the two), including but not necessarily	6-Mos., 1 Year, 2 Years	Same as Schedule 3

	the applicable standard by a factor of 10 or more.	limited to, dust removal. This schedule does not include window replacement. • Treatments specified in section A plus replacement of all windows with lead hazards • Abatement of all lead-based paint using encapsulation or enclosure. • Removal of all lead-based paint.	6 Mos., 2 Years None None	Same as Schedule 3 Same as Schedule 3 None
5	No leaded dust or leaded soil hazards identified, but lead-based paint hazards are found.	• Interim controls or mixture of interim controls and abatement (not including window replacement). • Mixture of interim controls and abatement, including window replacement • Abatement of all lead-based paint hazards, but not all lead-based paint. • Abatement of all lead-based paint using encapsulation or enclosure • Removal of all lead-based paint	2 Years 3 Years 4 Years None None	Same as Schedule 3 Same as Schedule 3 Same as Schedule 3 Same as Schedule 3 None
6	Bare leaded soil exceeds standard, but less than 5,000ug/g.	Interim Controls	None	3 Months to check new ground cover, then annually to identify new bare spots
7	Bare leaded soil greater than or equal to 5,000ug/g.	Abatement (paving or removal)	None	None for removal, annually to identify new bare spots or deterioration of paving

Notes to Table 6.1

1.0 When more than one schedule applies to a dwelling, use the one with the most stringent reevaluation schedule. Do not use the results of a reevaluation for Schedule 2.

2.0 A lead-based paint hazard includes deteriorated lead-based paint and leaded dust and soil above applicable standards.

3.0 The frequency of reevaluations and the interval between reevaluation depends on the findings at each reevaluation and the action taken. For example, a dwelling unit or common area falling under Schedule 3.A would be reevaluated one year after clearance. If no lead-based paint hazards are detected at the time, the unit or area would be reevaluated again two years after the first reevaluation. If no hazards are found in the second reevaluation, no further reevaluation is necessary, but annual visual monitoring should continue.

4.0 If, on the other hand, the unit or common area fails a reevaluation, a new reevaluation schedule should be determined based on the results of the reevaluation and the action taken. For instance, if the reevaluation finds deteriorated lead-based paint but no lead-contaminated dust, and the action taken is paint stabilization, Schedule 5A would apply, which indicates that the next reevaluation should be in two years. If, however, the owner of this same property decides to abate all lead-based paint hazards instead of doing only paint stabilization, the property would move to Schedule 5.C, which calls for reevaluation four years from the date of clearance after the hazard abatement.

5.0 Following another scenario, suppose a reevaluation of this same dwelling unit or common area finds that the average lead dust levels on samples window troughs exceeds the applicable standard by a factor of 10 or more, but no other lead-based paint hazards. The owner conducts dust removal. In this case the next reevaluation would be six months after clearance.

6.0 The initial evaluation results determine which reevaluation schedule should be applied. An initial evaluation can be a risk assessment, a risk assessment/inspection combination, or, if the owner has opted to bypass the initial evaluation and proceed directly to controlling suspected hazards, a combination risk assessment/clearance examination. This type of clearance must be conducted by a certified risk assessor, who should determine if all hazards were in fact controlled. The results of the initial clearance dust tests, soil sampling and visual examination should be used to determine the appropriate schedule. If repeated cleaning was necessary to achieve clearance, use the results of the dust tests before repeated cleaning was performed for schedule determination.

7.0 If a unit fails two consecutive reevaluations, the reevaluation interval should be reduced by half and the number of reevaluation should be doubled. If deteriorated lead-based paint hazards continue to occur, then the offending components/surfaces should be abated. If dwellings with dust hazards but no paint-related hazards repeatedly fail reevaluation, the exterior source should be identified (if identification efforts fail, regular dust removal efforts are needed).

STATE OF MISSISSIPPI

PHIL BRYANT

GOVERNOR

MISSISSIPPI DEPARTMENT OF ENVIRONMENTAL QUALITY

GARY C. RIKARD, EXECUTIVE DIRECTOR

March 31, 2017

Maxwell S Bonner
Bonner Analytical Testing Company
2703 Oak Grove Road
Hattiesburg, Mississippi 39402

Re: Certificate of Licensure
Lead Risk Assessor Certification

Your application for certification as a Lead Risk Assessor has been approved by the Lead Certification Branch in accordance with the Mississippi Regulations for Lead-Based Paint Activities, Miss. Code Annotated Sections 49-17-501 through 49-17-531. Your Mississippi Certification number is PRA-00005315 which is reflected on your enclosed Mississippi Certification identification card or certificate.

Your Mississippi Certification is valid through Mar 30th, 2018. In order to maintain certification as a Lead Risk Assessor, you must renew your license on or before the expiration date stated on your card or certificate and pay the renewal fee. If you should continue to perform lead-based paint activities after the expiration date, you will be in violation of the Mississippi Regulations for Lead-Based Paint Activities and may be cited for non-compliance.

It is your responsibility to ensure that you have met all the requirements for renewal of your lead certification.

If you have any questions, please feel free to contact Virginia Rickels at (601) 961-5777.

Sincerely,

Mr. Connie Simmons, P.E., Chief
Asbestos & Lead Certification Branch

Enclosure

62763 LIC20170002

STATE OF MISSISSIPPI

PHIL BRYANT

GOVERNOR

MISSISSIPPI DEPARTMENT OF ENVIRONMENTAL QUALITY

GARY C. RIKARD, EXECUTIVE DIRECTOR

March 31, 2017

Maxwell S Bonner
Bonner Analytical Testing Company
2703 Oak Grove Road
Hattiesburg, Mississippi 39402

Re: Certificate of Licensure
Lead Inspector Certification

Your application for certification as a Lead Inspector has been approved by the Lead Certification Branch in accordance with the Mississippi Regulations for Lead-Based Paint Activities, Miss. Code Annotated Sections 49-17-501 through 49-17-531. Your Mississippi Certification number is PBI-00005314 which is reflected on your enclosed Mississippi Certification identification card or certificate.

Your Mississippi Certification is valid through Mar 30th, 2018. In order to maintain certification as a Lead Inspector, you must renew your license on or before the expiration date stated on your card or certificate and pay the renewal fee. If you should continue to perform lead-based paint activities after the expiration date, you will be in violation of the Mississippi Regulations for Lead-Based Paint Activities and may be cited for non-compliance.

It is your responsibility to ensure that you have met all the requirements for renewal of your lead certification.

If you have any questions, please feel free to contact Virginia Rickels at (601) 961-5777.

Sincerely,

Mr. Connie Simmons, P.E., Chief
Asbestos & Lead Certification Branch

Enclosure

62763 LIC20170001

STATE OF MISSISSIPPI

PHIL BRYANT

GOVERNOR

MISSISSIPPI DEPARTMENT OF ENVIRONMENTAL QUALITY

GARY C. RIKARD, EXECUTIVE DIRECTOR

March 31, 2017

Bonner Analytical Testing Company
2703 Oak Grove Road
Hattiesburg, Mississippi 39402

Re: Certificate of Licensure
Lead Based Abatement Firm Certification

Your application for certification as a Lead Based Abatement Firm has been approved by the Lead Certification Branch in accordance with the Mississippi Regulations for Lead-Based Paint Activities, Miss. Code Annotated Sections 49-17-501 through 49-17-531. Your Mississippi Certification number is PBF-00000019 which is reflected on your enclosed Mississippi Certification identification card or certificate.

Your Mississippi Certification is valid through Mar 30th, 2018. In order to maintain certification as a Lead Based Abatement Firm, you must renew your license on or before the expiration date stated on your card or certificate and pay the renewal fee. If you should continue to perform lead-based paint activities after the expiration date, you will be in violation of the Mississippi Regulations for Lead-Based Paint Activities and may be cited for non-compliance.

It is your responsibility to ensure that you have met all the requirements for renewal of your lead certification.

If you have any questions, please feel free to contact Virginia Rickels at (601) 961-5777.

Sincerely,

Mr. Connie Simmons, P.E., Chief
Asbestos & Lead Certification Branch

Enclosure

48517 LIC20170001

State of Mississippi

Department of Environmental Quality
Office of Pollution Control

Certificate of Licensure

In accordance with the Lead-Based Paint Activity Accreditation and Certification Act, Mississippi Code Annotated Sections 49-17-501 through 49-17-531

Be it known that

Bonner Analytical Testing Company

Having submitted acceptable evidence of qualifications and other appropriate information, is hereby granted this

Lead Based Abatement Firm

Certification

Chief, Asbestos & Lead Certification Branch

Certificate No.: PBF-00000019
Expiration Date: Mar 30th, 2018

Certification Signature Page

Inspection Certified By: Maxwell S. Bonner

Inspector/Risk Assessor:

Views in this statement are based upon guidelines and recommendations given in the U.S. Department of Housing and Urban Development *Guidelines for the Evaluation and Control of Lead-Based Paint Hazards in Housing* Rev. 1997.

Total Number of Pages: 83

This report should be reviewed in full. Any partial duplication of this report requires written permission from Bonner Analytical Testing Company

REPORT OF AN ASBESTOS INSPECTION

At

The Former
City of Hattiesburg
Police Department
701 James Street

Located in
Forrest County
Hattiesburg, MS

Presented to:

Larry Albert
Albert & Associates Architects
514 Main Street
Hattiesburg, MS

Prepared by:

Michael S. Bonner, Ph.D.

BONNER ANALYTICAL TESTING COMPANY
2703 OAK GROVE ROAD
HATTIESBURG, MS 39402

May, 2017

1. INTRODUCTION

At the request of Larry Albert with Albert & Associates Architects, Bonner Analytical Testing Company performed an asbestos inspection of the City of Hattiesburg Police Department facility located at 701 James Street in Hattiesburg, MS in Forrest County. Mr. Albert requested the asbestos inspection on behalf of Southern Mississippi Investment Inc. The building is scheduled for renovation/demolition. This investigation was conducted between April 29, 2017 and May 19, 2017.

2. SCOPE OF WORK

2.1. Based on drawings from Architects, The City of Hattiesburg and on-site inspections, the building was divided into sections as follows:

2.1.1. Building "H" – Original construction from 1926, scheduled for renovation. The building orientation lengthwise is East/West and is unoccupied. Components of this structure are as follows.

2.1.1.1. First floor - H

2.1.1.1 Second floor - H

2.1.1.2 Third floor – H

2.1.1.3 Roof – H

2.1.1.4 Roof Mechanical Room - H

2.1.2 Building "B" – For the sake of this inspection report, this is all of the construction components "south" of Building "H". The components of this building are as follows:

2.1.2.1 Basement – B: Original construction. Approximately 45' wide by 150' long on the west side of building "B".

2.1.2.2 First Floor – B Located above Basement – B original construction except the southern most end which is a more recent addition.

2.1.2.3 First Floor Kitchen – B: Original construction. Located south of and mid-way of building “H”. This is a one story component 65’ by 50’.

2.1.2.4 Boiler Room – B: Original construction. Located 60’ due south of the Original Kitchen. This is a one story 37’ by 37’ building

2.1.2.5 East Addition – B: Located east of the Kitchen and south of building “H”. This component is 35’ by 90’ and is one story. Again this is a more recent addition

2.1.2.6 North Breeze Way Addition – B: Located between the Kitchen - B and the First floor - B. Approximately 10’ by 60’ and this component connects the Kitchen to the north east wall of the First floor - B.

2.1.2.7 South Addition – B: Located south of the Kitchen. This addition extends from the First Floor east to the East Addition then south to the Boiler room.

2.1.2.8 South Breeze Way Addition - B Located adjacent to the First Floor. Approximately 18’ by 60’ and beginning at the southeast corner of the First Floor and extending north for 60’.

Note: Additions 2.1.2.5 – 2.1.2.8 may be the same construction project.

2.1.2.9 Second Floor Addition - B: Located above First Floor - B.

2.1.2.10 Kitchen Roof – B: Original construction.

2.1.2.11 Second Floor Addition Roof – B: Newer construction.

2.1.3 Building “C” – This is the 1960 addition and is located north of building “H”. The building orientation lengthwise is North/South and was occupied by HPD. Components of this structure are as follows.

2.1.3.1 First Floor - C

2.1.3.2 Second Floor - C

2.1.3.3 Third Floor - C

2.1.3.4 Roof - C

2.1.3.5 Room Mechanical Room - C.

2.2 Drawings – As drawn plans were field modified to reflect as built or as remodeled. All rooms were numbered on drawing to assist remediation teams in locating ACBM.

2.3 Room numbering – Each room in each of the building components was hand numbered using marking pens to assist remediation teams in ACBM removal.

2.4 Each sample location has a numbered vinyl tag place in close proximity to the sample collection point and there is a digital photograph of each sample location.

2.5 All Sample locations containing Asbestos have been marked with red paint or red tape except for plaster and sheet rock, **all of which contain asbestos.**

2.6 The approximate volume, linear feet, or square feet of each ACBM has been provide in spread sheet form along with asbestos concentrations and building material descriptions.

2.7 Exceptions – There are original walls that appear to be hidden/encased; these areas have not been evaluated as they were inaccessible See Appendix. They are as follows:

2.7.1 Building “B”, original 1926 construction Kitchen east, west and south walls

2.7.2 Building “B”, original 1926 construction First Floor – B. East, west and (original) south wall.

2.7.3 Building “H” original 1926 construction First Floor – H. South wall. Beginning at the northwest corner of the original 1926 Kitchen and extending west to the north east corner of First Floor - B

2.7.4 Each floor and roof has been tested as a separate unit. Example if the green paint on First floor is hot, the sample points will be designated in red. If there was green paint on the second floor; the second floor paint was also tested and if it was “not hot” the sample locations for it would not be painted red.

3. DISCLAIMER

This Asbestos inspection of component building materials was conducted in accordance with NESHAP guidelines and various EPA guidance documents by Asbestos inspectors certified by the State of Mississippi and its Department of Environmental Quality. Samples were collected in the appropriate numbers from homogeneous areas. Some areas in the building may have been inaccessible or hidden and were not sampled.

Samples were analyzed by Bonner Analytical Testing Company in accordance with approved EPA methodologies. Split confirmation samples were submitted to EMSL for evaluation by Transmission Electron Microscopy (TEM). Results provide by EMSL compared well with results provided by Bonner.

This document may be copied and distributed subject to the following conditions:
All text must be copied without modification and all pages must be included. This document may not be distributed for profit.

4. APPENDICES

4.1. Appendix A - Site Map

4.2. Appendix B - Field Modified Building Drawings with Field Assigned Room Numbers

4.3. Appendix C – Hidden Walls

4.4. Appendix D - Hot Spots Building C

4.5. Appendix E – Hot Spots Building H

4.6. Appendix F - Hot Spots Building B

4.7. Appendix G – Sample Results for All Samples Collected With Sample Description and Location

4.8. Appendix H – Sample Location Digital Photographs

.

5. SITE DESCRIPTION

The subject of this asbestos inspection was the City of Hattiesburg Police Department located at 701 James Street in Hattiesburg, MS which is in Forrest County. See Appendix A

6. OVERVIEW OF THE INSPECTION PROCESS

The inspection process involves acquiring core samples from various surfaces of the facility that may potentially be asbestos containing material (ACM). Areas of concern (AOCs) include, but are not limited to, the following:

1. Thermal systems and insulation
2. Surface materials that are sprayed or troweled on
3. Miscellaneous
   a. Flooring materials and mastic
   b. Ceiling material
   c. Electrical insulation
   d. Wall materials (to include drywall)
   e. Window caulk, sealants and putties
   f. Unexposed materials

Core samples collected from homogeneous areas are identified by sample numbers, a narrative description and location with sample locations identified on building drawings, if available. Estimated quantity and condition of ACM are also given.

After samples are collected and archived, they are transported to the laboratory with the appropriate chain of custody and analyzed for ACM via Polarized Light Microscopy (PLM).

7. DATA SUMMARY

Analytical test results from all homogeneous areas identified are presented in appendices.

Homogeneous areas that are suspected to contain ACM are listed in the Site Description.

There **was Asbestos** found in samples of material associated with this location.

8. DEMOLITION RECOMMENDATIONS

This particular project would require written advance notification to the MISSISSIPPI DEPARTMENT OF ENVIRONMENTAL QUALITY (MSDEQ). The contact person is Mr. Bickham Forshee (Telephone: 601-961-5769).

The OSHA Right-To-Know law should be adhered to. This law requires the contractor to advise all workers of the presence of asbestos in the area in which they are working. It is suggested that the owner require the contractor to present evidence the contractor has complied with this regulation.

A suggestion form for notification purposes is found later in this report.

9. SAMPLE NOTIFICATION TO WORKERS

TO WHOM IT MAY CONCERN:

It has been determined by laboratory analysis that asbestos **IS** present in

samples associated with the facility that is the City of Hattiesburg Police Department and is located at 701 James Street in Hattiesburg, MS Forrest County.

All workers should avoid cutting, sawing, crushing or pulverizing any of asbestos-containing materials unless they are accredited to work with asbestos.

10. SAMPLE CONTRACTOR'S FORM

I have notified all workers of the **presence** of asbestos containing materials at the facility located at 701 James Street in Hattiesburg, MS in Forrest County.

All workers have been cautioned to avoid cutting, sawing, crushing or pulverizing any of the asbestos-containing materials.

_____
Contractor

_____
Date

11. METHODOLOGIES

Analytical Instrument: Olympus BH2 Polarized Light Microscope
Analytical Method: EPA/600/R93/116 400
The EPA 400 Point Count Method is available on request
Analytical Method: EPA-600/M4-80-020
Laboratory is not responsible for sampling techniques unless Bonner personnel collect...
Test report relates only to items tested.
All samples are disposed of 30 days after completion of analysis.

Analysis of floor tile or any other resinously bound materials by polarized light microscopy (PLM) using EPA Method EPA/600/R93/116 400, December 1982 may yield false-negative results because of method limitations in separating closely bound fibers from matrix material and in detecting fibers of small length and/or diameter. When analysis of such materials by the EPA PLM Method yields negative results for the presence of asbestos we recommend utilizing alternative methods of identification such as Transmission Electron Microscopy (TEM).

ABBREVIATIONS USED

ND = None Detected
C = Chrysotile
A = Amosite
SF = Synthetic Fiber
NFU = Non Fiberous Unknown
B = Binder
FG = Fiberglass
MW = Mineral Wool
M = Mica
Q = Quartz

12. DEMOLITION/RENOVATION NOTIFICATION FORM

STATE OF MISSISSIPPI DEMOLITION/RENOVATION NOTIFICATION FORM

Please type or print legibly.
Incomplete notices will not meet notification requirements.

I. TYPE OF NOTICE:

Original ____ Revision ____ Canceled ____ Annual ____ Only ____
Info.

II. TYPE OF PROJECT:

Renovation ____ Ordered Demolition ____ Emergency Demolition ____ Renovation ____

III. SITE INFORMATION:

Name _____
Description _____
Address _____
City _____ County_____ State _____ Zip_____
Contact Person _____ Telephone _____

IV. OWNER INFORMATION:

Name_____
Full Mailing Address _____
Contact Person _____ Telephone _____

V. ASBESTOS REMOVAL CONTRACTOR:

Name _____
Certification No._____ Exp. Date _____
Full Mailing Address _____
Contact Person _____ Telephone _____

VI. CONTRACTOR (Other):

Name _____
Full Mailing Address _____
Contact Person _____ Telephone _____

VII. ASBESTOS REMOVAL PROJECT DATES (MM/DD/YY):

Project Start: / / Removal Project Stop: / /

VIII. DEMOLITION/RENOVATION PROJECT DATES (MM/DD/YY):

Project Start: / / Project Stop: / / Prep. Date: / /

IX. BUILDING INFORMATION:

Bldg Size (Sq.ft) _____ Age in Years _____ Present Use _____
Bldg Size (Ln ft) _____ No. of Floors ____ Prior Use _____

STATE OF MISSISSIPPI DEMOLITION/RENOVATION FORM - CONTINUED

X. ASBESTOS INSPECTION:

Was site inspected to determine presence of Asbestos? YES ___ NO___
Inspection Date_____ Asbestos Present? YES ____ NO____
Inspector _____ Cert. No. _____ Exp. Date _____
Identify suspect materials sampled _____
Laboratory Analysis TEM _____ PLM _____ Other _____
Name of Laboratory _____

XI. QUANTITY OF RACM TO BE REMOVED:

Pipes (Ln Ft) _____ Surface Area (Sq Ft) _____
Volume of Facility Components (Cu ft) _____

XII. QUANTITY OF NONFRIABLE ASBESTOS - ____NOT REMOVED____TO BE REMOVED:

Category I _____ Category II _____

XIII. WASTE TRANSPORTER:

Name _____
Full Mailing Address _____
Contact Person _____ Telephone _____

XIV. WASTE ASBESTOS DISPOSAL SITE:

Name _____
Physical Location _____
Full Mailing Address _____
Contact Person _____ Telephone _____

*All asbestos waste should go to a permitted sanitary landfill.

XV. DISPOSAL SITE FOR DEMOLITION DEBRIS (Other than Asbestos):

Name _____
Physical Location _____
Full Mailing Address _____
Contact Person _____ Telephone _____

*All demolition debris other than asbestos should go to an authorized rubbish site, or to a permitted sanitary landfill.

XVI. REMOVAL/DEMOLITION PROCEDURES TO BE USED (Check all that apply):

____ Strip & Removal ____ Double Bagging ____ Mechanical Chipping
____ Component Removal ____ Wrecking Ball ____ Gross Demolition
____ Remove Intact ____ Bulldozer ____ Containment
____ Glove Bag ____ Explode ____ Negative Air
____ Wet Method ____ Roofing Saw ____ Other- Explain Below:

XVII. DESCRIPTION OF PLANNED DEMOLITION OR RENOVATION WORK:

STATE OF MISSISSIPPI DEMOLITION/RENOVATION FORM - CONTINUED

XVIII. PROCEDURES TO BE FOLLOWED IF UNEXPECTED ACM IS FOUND OR NONFRIABLE ACM BECOMES CRUMBLED, PULVERIZED, OR REDUCED TO A POWDER OR SMALL PIECES:

* Will MDEQ be notified of any significant changes? YES___ NO___

XIX. IF DEMOLITION ORDERED BY A GOVERNMENT AGENCY, IDENTIFY AGENCY BELOW:

Name _____ Title _____

Authority _____

Date of Order _____ Date Demolition to Begin _____

XX. EMERGENCY DEMOLITION/RENOVATIONS:

Date of Emergency: / / Time _____

Description of the sudden, unexpected event:

Explanation of how the event caused unsafe conditions or would cause equipment damage or unreasonable financial burden:

XXI. When Asbestos-Containing Material is present an individual trained in the provisions of the regulation (40 CFR 61 SUBPART M) will be on site during demolition or renovation and evidence that the required training has been accomplished by this person will be available for inspection during normal business hours.

I CERTIFY THAT ALL OF THE ABOVE INFORMATION IS CORRECT

Type or Print Name and Title	Signature	Date

Mail to: Office of Pollution Control
P O Box 10385
Jackson, MS 39289-0385

Telephone: (601) 961-5171

NOTICE

THE MISSISSIPPI DEPARTMENT OF ENVIRONMENT QUALITY'S ASBESTOS REGULATIONS APPLY TO BUILDING DEMOLITION AND RENOVATIONS AND REQUIRE:

- Pre-demolition and Pre-renovation Inspection to determine presence and required treatment of asbestos containing materials.
- Use of certified personnel for inspections and certain asbestos abatement activities.
- Filing a Demolition/Renovation Notification with the Mississippi Department of Environmental Quality ten (10) working days prior to work beginning on demolitions and on any renovation involving disturbance of more than 160 square feet, 260 linear feet or 35 cubic feet of regulated asbestos containing materials.
- NOTE: Residential buildings having four or fewer dwelling units are excluded from regulations provided future use of the property remains residential.
- The EPA has determined that residential buildings are not excluded from the regulations when the demolition or renovation operation is under the control of a local government and also when the operation is part of a public, private, or commercial development.

OWNERS OR CONTRACTORS SHOULD CONTACT:
MISSISSIPPI DEPARTMENT OF ENVIRONMENTAL QUALITY
2380 HIGHWAY 80 WEST
P.O. BOX 10385
JACKSON, MS 39289-0385
(601) 961-5171

Asbestos inspections by certified personnel are mandated by the Mississippi Department of Environmental Quality (MDEQ) when buildings are renovated or demolished.

Prior to any renovation, demolition or removal of any materials from this site, the Mississippi Department of Environmental Quality must be notified of the findings from this inspection.

APPENDIX A

Google Earth

feet 10
meters 3



Google Earth

feet 10
meters 3

Google Earth

feet 100
meters 30

APPENDIX B

Figure C
Floor 1

Building C
2nd

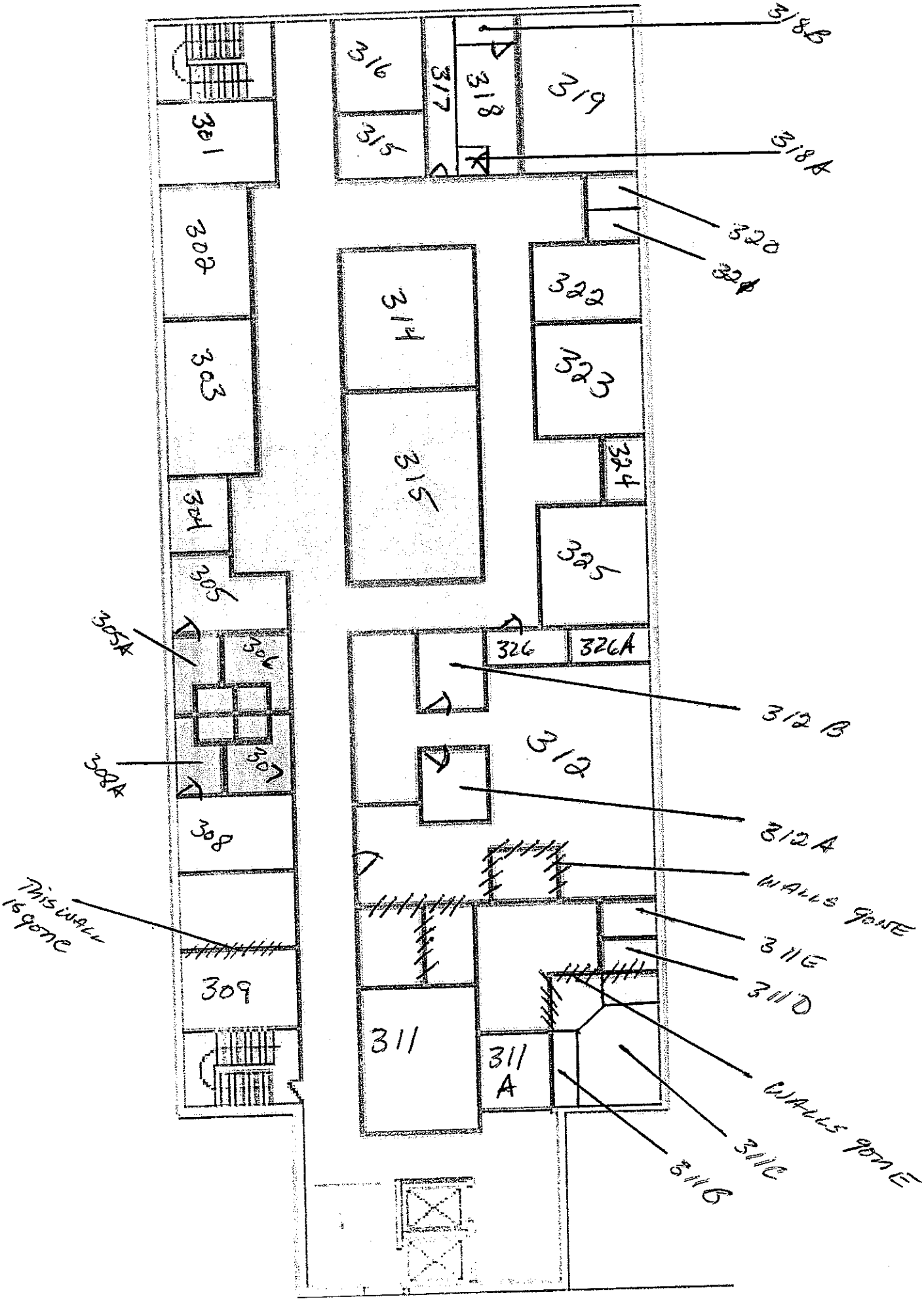
318B
318A
320
321
301
302
303
304
305
305A
306
307
308A
308
309
This wall is gone
316
315
317
318
319
314
315
322
323
324
325
326
326A
312B
312
312A
Walls gone
311E
311D
Walls gone
311C
311G
311
311 A

320C

EVIDENCE ROOM
156
135
130A
WALL w/ DOOR BUILT
EVIDENCE
116A
115A
114A
113A
112A
110A
109A
108A
111A
109A
111A
117A
This was outside in the beginning

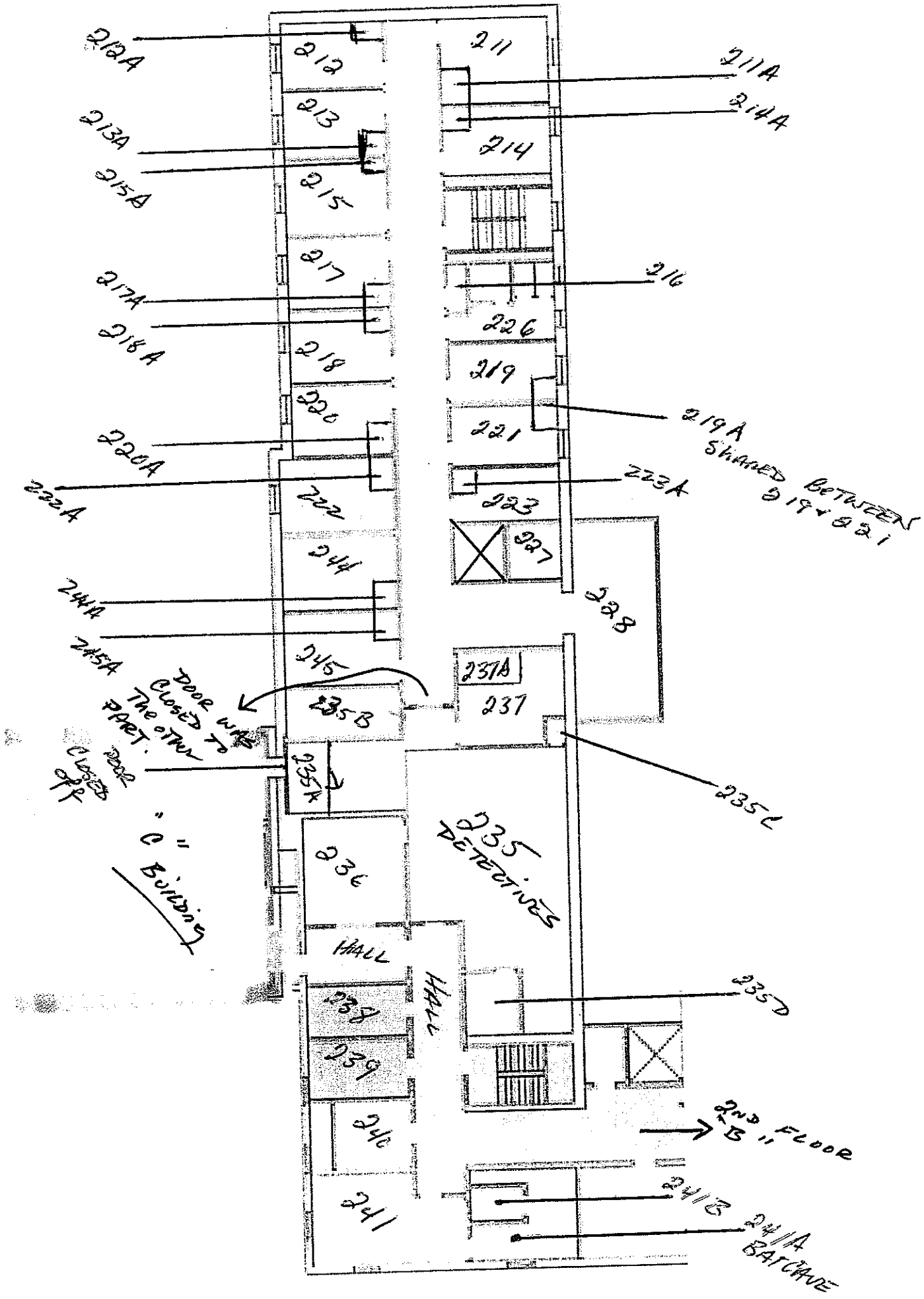
212A
212
211
211A
213
214A
213A
214
215A
215
217
216
217A
226
218A
218
219
220
219A
SHARED BETWEEN 219 + 221
221
220A
223A
222A
222
223
227
244
228
244A
245A
245
237A
237
Door was closed to the other apart.
235B
Door closed off
235A
235C
"C" Building
236
235 Detectives
HALL
HALL
235D
238
239
240
2nd FLOOR "B"
241
241B
241A BATHROOM

333
332
342
330
329
328
327
334
336
337
338
339
340
341
Hall
341
342
Hall
343
344A
344
345
346
347
348
349
350
351
351A
352A
352
353
353A
354
354A
355
355A
356
357
357A
358A
358
359
359A
359B
359C
Roof Hatches Ladder
2/3 of WALL REMOVED

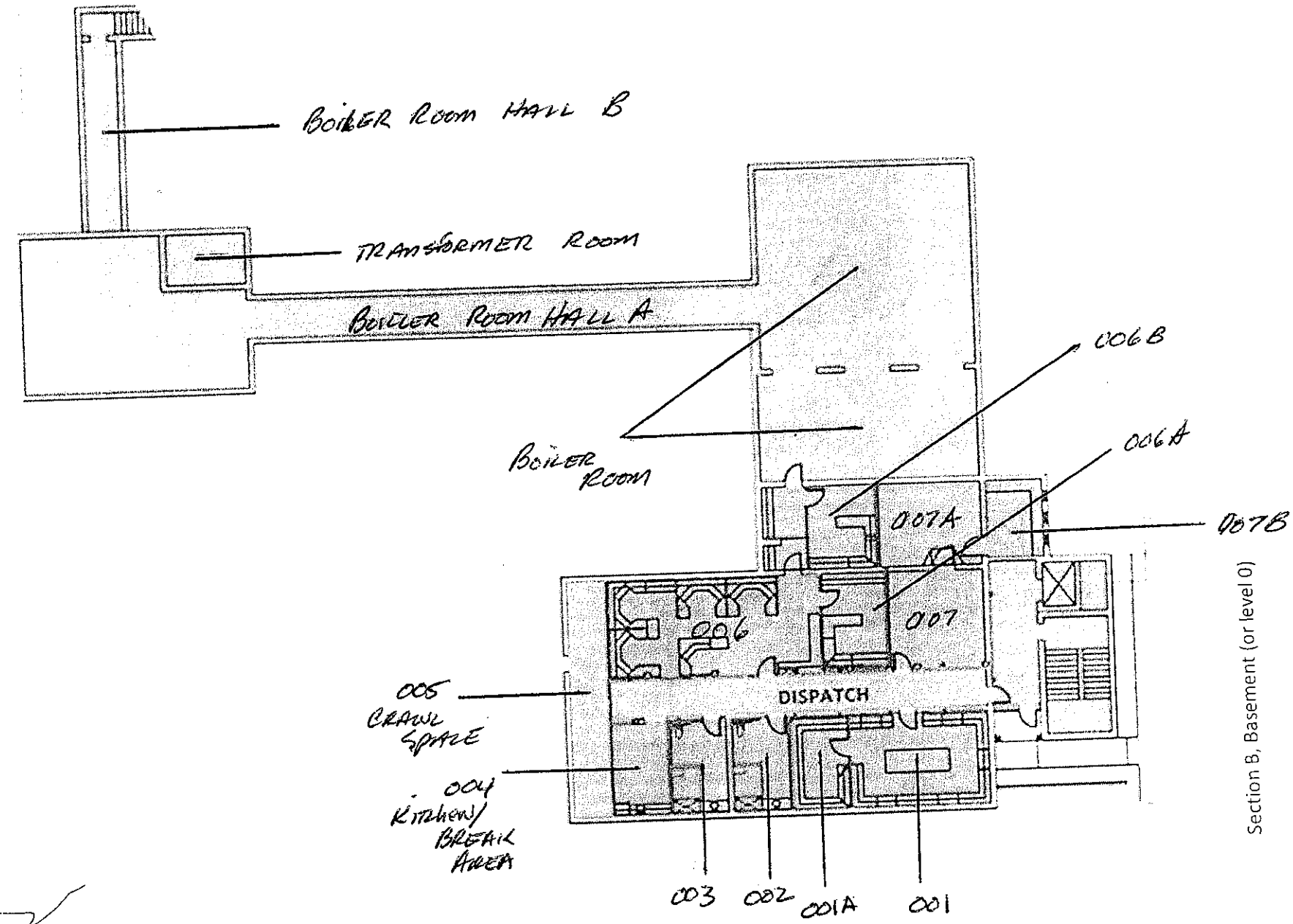

Section B, Basement (or level 0)

Plumbing Shaft
Homeland Security
L.I.F.E.
1984
Bar
Dance
Elevator
Theater
Ballroom
Patio
Out side Access only.
Old Dock Track

Page 2

APPENDIX C

It is believed there are two areas of the "original" hospital that have been encased inside subsequent construction.

Upon obtaining a copy of the 1926 original blue prints. They show a kitchen and food preparation area that is approximately 30' x 42', as well as an area approximately 94' by 42', that we have come to refer to as the "Negro Wing" because the blue prints show it to be where the "Negro" wards and ambulance areas were.

Returning the building and standing at what would have been just outside the south east corner of Negro Ward 110 it was clear that the original construction still stood. It appears that in a subsequent renovation that a steel structure was secured to the original construction and new interior walls were constructed, encasing part of the original exterior construction. It is not known at this time what became of the original windows that were on the east side of the Negro wing. The steel structure also supports what is now the second floor of what is known as building B.

The Original kitchen area was more difficult to find. However, we were told by an officer that part of the large evidence room, room 148, was at one time part of an old kitchen. Because we did not have the original plans at that time we did not realize the officer meant the original 1926 kitchen. Inside room 154B after moving tiles from the dropped ceiling, one can see what would be part of the exterior of the south wall of the kitchens food prep area. It is believed that during one of the renovations that the Negro wing and the kitchen areas were encased in a steel structure that supports the roof structure that now covers the long hallway leading south past the LIFE center and the Homeland security, animal control and DARE areas. And east covering the area where animal control keeps their traps.

In the basement there is also a stair case that leads to the underside of a concrete slab. It is believed that this staircase was part of the original construction of an exterior entrance to the basement area of the original hospital.

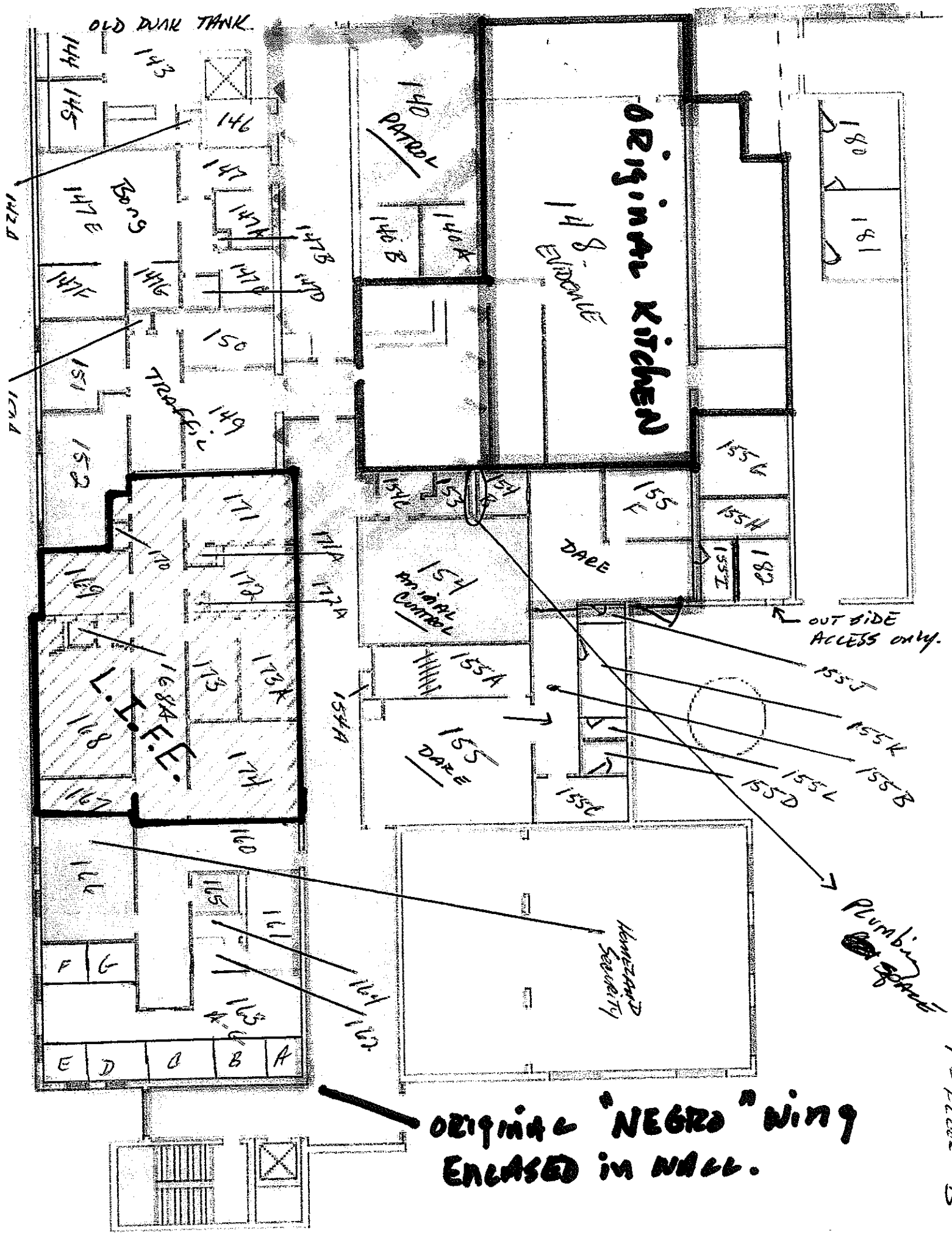
OLD DUMB TANK
144
143
145
146
147
147 E
Bons
147 A
147 B
147 C
147 D
147 F
147 G
150
151
Traffic
149
152
140
PATROL
140 A
140 B
148
Original Kitchen
EVIDENCE
180
181
155 G
155 H
155 I
180
155 F
DARE
154
Animal Control
154 A
154 B
154 C
155 A
155 J
155 K
155 B
155 L
155 D
155 C
155
DARE
Plumbing Space
Homeland Security
171
171 A
172
172 A
170
169
173
173 A
173 K
174
L.I.F.E.
168
168 A
167
160
166
165
161
164
163
163 A
F
G
E
D
C
B
A
Original "NEGRO" Wing
Enclosed in Wall.
1st Floor

APPENDIX D

	A	B	C	D	E	F	G	H	I	J
1	Building	Sampling	Layer	Sample Description	% Asbestc	Floor	Room	Material	Color	Field Description
2	Building C	16397	1 Layer	Patch Roll/Tar	80	Roof	NA	Patch	White/Black	Fabric
3	Building C	16397	2 Layer	Patch Roll/Tar	80	Roof	NA	Patch	White/Black	Fabric
4	Building C	16397	3 Layer	Patch Roll/Tar	80	Roof	NA	Patch	White/Black	Fabric
5	Building C	16398	1 Layer	Caulk - Gray/White	10	Roof	NA	Sealent	White/Black	Above Metal Flashing
6	Building C	16399	1 Layer	Patch Roll/Tar	20	Roof	NA	Patch	White/Black	Fabric
7	Building C	16399	2 Layer	Patch Roll/Tar	20	Roof	NA	Patch	White/Black	Fabric
8	Building C	16400	1 Layer	Caulk - Gray/White	60	Roof	NA	Sealent	White/Black	Above Metal Flashing
9	Building C	16400	2 Layer	Caulk - Black	20	Roof	NA	Sealent	White/Black	Above Metal Flashing
10	Building C	16400	3 Layer	Caulk - Gray	20	Roof	NA	Sealent	White/Black	Above Metal Flashing
11	Building C	16401	1 Layer	Patch Roll/Tar	80	Roof	NA	Patch	White/Black	Fabric
12	Building C	16402	1 Layer	Caulk - Gray/Black	10	Roof	NA	Sealent	White/Black	Above Metal Flashing
13	Building C	16408	1 Layer	Pipe Insulation -White	20	Roof	Mechanical R	TSI	White	
14	Building C	16408	2 Layer	Pipe Insulation -White	20	Roof	Mechanical R	TSI	White	
15	Building C	16409	1 Layer	Pipe Insulation -White	30	Roof	Mechanical R	TSI	White	
16	Building C	16409	2 Layer	Pipe Insulation -White	30	Roof	Mechanical R	TSI	White	
17	Building C	16410	2 Layer	Pipe Insulation -White	30	Roof	Mechanical R	TSI	White	
18	Building C	16410	1 Layer	Pipe Insulation -White	20	Roof	Mechanical R	TSI	White	
19	Building C	16411	1 Layer	Pipe Insulation -White	20	Roof	Mechanical R	TSI	White	
20	Building C	16412	1 Layer	Pipe Insulation -White	60	Roof	Mechanical R	TSI	White	
21	Building C	16412	2 Layer	Pipe Insulation -White	60	Roof	Mechanical R	TSI	White	
22	Building C	16414	1 Layer	Pipe Insulation Putty	10	Roof	Mechanical R	TSI	White	
23	Building C	16414	2 Layer	Pipe Insulation Putty	10	Roof	Mechanical R	TSI	White	
24	Building C	16415	1 Layer	Pipe Insulation Putty	30	Roof	Mechanical R	TSI	White	
25	Building C	16415	2 Layer	Pipe Insulation Putty	30	Roof	Mechanical R	TSI	White	
26	Building C	16416	1 Layer	Pipe Insulation -White	10	Roof	Mechanical R	TSI	Brown	Leading into the floor
27	Building C	16417	1 Layer	Pipe Insulation -White	30	Roof	Mechanical R	TSI	White	
28	Building C	16417	2 Layer	Pipe Insulation -White	30	Roof	Mechanical R	TSI	White	
29	Building C	16418	1 Layer	Pipe Insulation -White	20	Roof	Mechanical R	TSI	White	
30	Building C	16420	1 Layer	Pipe Insulation -White	60	Roof	Mechanical R	TSI	White	
31	Building C	16420	2 Layer	Pipe Insulation -White	20	Roof	Mechanical R	TSI	White	
32	Building C	16421	1 Layer	Pipe Insulation Loose - White	20	Roof	Mechanical R	TSI	White	
33	Building C	16421	2 Layer	Pipe Insulation Loose - White	20	Roof	Mechanical R	TSI	White	
34	Building C	16422	1 Layer	Foil/Fiberglass - Brown/Yellow	10	Roof	Mechanical R	TSI	Brown/White	
35	Building C	16422	2 Layer	Foil/Fiberglass - Brown/Yellow	10	Roof	Mechanical R	TSI	Brown/White	
36	Building C	16423	1 Layer	Foil/Fiberglass - Brown/Yellow	10	Roof	Mechanical R	TSI	Light Brown	
37	Building C	16423	2 Layer	Foil/Fiberglass - Brown/Yellow	10	Roof	Mechanical R	TSI	Light Brown	
38	Building C	16424	1 Layer	Pipe Insulation Loose - White	60	Roof	Mechanical R	TSI	Light Brown	
39	Building C	16425	1 Layer	Bulk - Brown/Yellow	10	Roof	Mechanical R	TSI	Beige	
40	Building C	16427	1 Layer	Pipe Insulation Loose - White	20	Roof	Mechanical R	TSI	Beige	
41	Building C	16427	2 Layer	Pipe Insulation Loose - White	10	Roof	Mechanical R	TSI	Beige	
42	Building C	16428	1 Layer	Pipe Insulation Loose - White	20	Roof	Mechanical R	TSI	Beige	
43	Building C	16428	2 Layer	Pipe Insulation Loose - White	10	Roof	Mechanical R	TSI	Beige	
44	Building C	16429	1 Layer	Pipe Insulation Loose Paper/Bulk	30	Roof	Mechanical R	TSI	Beige	
45	Building C	16429	2 Layer	Pipe Insulation Loose - White	10	Roof	Mechanical R	TSI	Beige	
46	Building C	16430	1 Layer	Pipe Insulation Loose Paper/Bulk	20	Roof	Mechanical R	TSI	Beige	
47	Building C	16430	2 Layer	Pipe Insulation Loose - White	10	Roof	Mechanical R	TSI	Beige	

	A	B	C	D	E	F	G	H	I	J
1	Building	Sampling	Layer	Sample Description	% Asbesto	Floor	Room	Material	Color	Field Description
48	Building C	16431	1 Layer	Pipe Insulation Loose Paper/Bulk	20	Roof	Mechanical R	TSI	Beige	
49	Building C	16431	2 Layer	Pipe Insulation Loose - White	10	Roof	Mechanical R	TSI	Beige	
50	Building C	16433	1 Layer	Pipe Insulation Loose Paper/Bulk - Black/W	20	Roof	Mechanical R	TSI	Beige	
51	Building C	16433	2 Layer	Pipe Insulation Loose - White	10	Roof	Mechanical R	TSI	Beige	
52	Building C	16435	1 Layer	Pipe Insulation Loose Paper/Bulk	20	Roof	Mechanical R	TSI	Beige	
53	Building C	16435	2 Layer	Pipe Insulation Loose Bulk	10	Roof	Mechanical R	TSI	Beige	
54	Building C	16436	1 Layer	Pipe Insulation Loose Paper/Bulk	20	Roof	Mechanical R	TSI	Beige	
55	Building C	16436	2 Layer	Pipe Insulation Loose Bulk	10	Roof	Mechanical R	TSI	Beige	
56	Building C	16437	1 Layer	Pipe Insulation Loose Paper/Bulk	30	Roof	Mechanical R	TSI	Beige	
57	Building C	16437	2 Layer	Pipe Insulation Loose Bulk	10	Roof	Mechanical R	TSI	Beige	
58	Building C	16440	1 Layer	Pipe Insulation Loose - White	40	Roof	Mechanical R	TSI	White/Gray	Insulator Wrap
59	Building C	16441	1 Layer	Pipe Insulation Loose Paper/Bulk - White	20	Roof	Mechanical R	TSI	White/Gray	Insulator Wrap
60	Building C	16441	2 Layer	Pipe Insulation Loose Bulk - White	20	Roof	Mechanical R	TSI	White/Gray	Insulator Wrap
61	Building C	16442	1 Layer	Pipe Insulation Loose Bulk - White	10	Roof	Mechanical R	TSI	White/Gray	Insulator Wrap
62	Building C	16443	1 Layer	Pipe Insulation Loose Paper/Bulk - Black/W	10	Roof	Mechanical R	TSI	White/Gray	Insulator Wrap
63	Building C	16444	1 Layer	Pipe Insulation Loose Paper/Bulk - White	40	Roof	Mechanical R	TSI	White/Gray	Insulator Wrap
64	Building C	16445	1 Layer	Pipe Insulation Loose - White	30	Roof	Mechanical R	TSI	White/Gray	Insulator Wrap
65	Building C	16448	1 Layer	Pipe Insulation Loose Paper/Bulk - Black/W	30	Roof	Mechanical R	TSI	White/Gray	Insulator Wrap
66	Building C	16448	2 Layer	Foil	30	Roof	Mechanical R	TSI	White/Gray	Insulator Wrap
67	Building C	16448	3 Layer	Fiberglass	10	Roof	Mechanical R	TSI	White/Gray	Insulator Wrap
68	Building C	16449	1 Layer	Pipe Insulation Loose Paper/Bulk - Black/W	20	Roof	Mechanical R	TSI	White/Gray	Insulator Wrap
69	Building C	16449	2 Layer	Foil	10	Roof	Mechanical R	TSI	White/Gray	Insulator Wrap
70	Building C	16449	3 Layer	Fiberglass	10	Roof	Mechanical R	TSI	White/Gray	Insulator Wrap
71	Building C	16451	1 Layer	Pipe Insulation Loose Paper/Bulk - Black/W	20	Roof	Mechanical R	TSI	White/Gray	Insulator Wrap
72	Building C	16451	2 Layer	Foil	10	Roof	Mechanical R	TSI	White/Gray	Insulator Wrap
73	Building C	16452	1 Layer	Pipe Insulation Loose Paper/Bulk - Black/W	60	Roof	Mechanical R	TSI	White/Gray	Insulator Wrap
74	Building C	16452	2 Layer	Foil	20	Roof	Mechanical R	TSI	White/Gray	Insulator Wrap
75	Building C	16452	3 Layer	Fiberglass	10	Roof	Mechanical R	TSI	White/Gray	Insulator Wrap
76	Building C	16455	1 Layer	Pipe Insulation Loose Paper/Bulk - Black/W	30	Roof	Mechanical R	TSI	White/Gray	Insulator Wrap
77	Building C	16455	2 Layer	Foil	20	Roof	Mechanical R	TSI	White/Gray	Insulator Wrap
78	Building C	16458	1 Layer	Wrap - Black/Brown	30	Roof	Mechanical R	TSI	Black	Insulator Wrap
79	Building C	16458	2 Layer	Wrap Foil	30	Roof	Mechanical R	TSI	Black	Insulator Wrap
80	Building C	16458	3 Layer	Wrap	30	Roof	Mechanical R	TSI	Black	Insulator Wrap
81	Building C	16459	1 Layer	Wrap - Black/Brown	30	Roof	Mechanical R	TSI	Black	Insulator Wrap
82	Building C	16459	2 Layer	Wrap Foil	30	Roof	Mechanical R	TSI	Black	Insulator Wrap
83	Building C	16459	3 Layer	Wrap	30	Roof	Mechanical R	TSI	Black	Insulator Wrap
84	Building C	16460	1 Layer	Wrap - Black/Brown	30	Roof	Mechanical R	TSI	Black	Insulator Wrap
85	Building C	16460	2 Layer	Wrap Foil	30	Roof	Mechanical R	TSI	Black	Insulator Wrap
86	Building C	16460	3 Layer	Wrap	30	Roof	Mechanical R	TSI	Black	Insulator Wrap
87	Building C	16461	1 Layer	Wrap - Black/Brown	40	Roof	Mechanical R	TSI	Black	Insulator Wrap
88	Building C	16461	2 Layer	Wrap Foil	20	Roof	Mechanical R	TSI	Black	Insulator Wrap
89	Building C	16461	3 Layer	Wrap	20	Roof	Mechanical R	TSI	Black	Insulator Wrap
90	Building C	16462	1 Layer	Wrap - Black/Brown	30	Roof	Mechanical R	TSI	Black	Insulator Wrap
91	Building C	16462	2 Layer	Wrap Foil	30	Roof	Mechanical R	TSI	Black	Insulator Wrap
92	Building C	16462	3 Layer	Wrap	30	Roof	Mechanical R	TSI	Black	Insulator Wrap
93	Building C	16463	1 Layer	Wrap - Black/Brown	30	Roof	Mechanical R	TSI	Black	Insulator Wrap

	A	B	C	D	E	F	G	H	I	J
1	Building	Sampling	Layer	Sample Description	% Asbesto	Floor	Room	Material	Color	Field Description
94	Building C	16463	2 Layer	Wrap Foil	30	Roof	Mechanical R	TSI	Black	Insulator Wrap
95	Building C	16463	3 Layer	Wrap	30	Roof	Mechanical R	TSI	Black	Insulator Wrap
96	Building C	16464	1 Layer	Wrap - Black/Brown	60	Roof	Mechanical R	TSI	Gray	Insulator Wrap
97	Building C	16464	2 Layer	Wrap Foil	30	Roof	Mechanical R	TSI	Gray	Insulator Wrap
98	Building C	16464	3 Layer	Wrap	30	Roof	Mechanical R	TSI	Gray	Insulator Wrap
99	Building C	16465	1 Layer	Wrap	20	Roof	Mechanical R	TSI	Gray	Insulator Wrap
100	Building C	16465	2 Layer	Wrap	20	Roof	Mechanical R	TSI	Gray	Insulator Wrap
101	Building C	16465	3 Layer	Wrap	20	Roof	Mechanical R	TSI	Gray	Insulator Wrap
102	Building C	16466	1 Layer	Wrap	30	Roof	Mechanical R	TSI	Gray	Insulator Wrap
103	Building C	16466	2 Layer	Wrap	10	Roof	Mechanical R	TSI	Gray	Insulator Wrap
104	Building C	16466	3 Layer	Wrap	10	Roof	Mechanical R	TSI	Gray	Insulator Wrap
105	Building C	16467	1 Layer	Wrap	40	Roof	Mechanical R	TSI	Black	Insulator Wrap
106	Building C	16467	2 Layer	Wrap	40	Roof	Mechanical R	TSI	Black	Insulator Wrap
107	Building C	16467	3 Layer	Wrap	20	Roof	Mechanical R	TSI	Black	Insulator Wrap
108	Building C	16468	1 Layer	Wrap	60	Roof	Mechanical R	TSI	Black	Insulator Wrap
109	Building C	16468	2 Layer	Wrap	20	Roof	Mechanical R	TSI	Black	Insulator Wrap
110	Building C	16468	3 Layer	Wrap	20	Roof	Mechanical R	TSI	Black	Insulator Wrap
111	Building C	16469	1 Layer	Wrap - Black/Brown	30	Roof	Mechanical R	TSI	Black	Insulator Wrap
112	Building C	16469	2 Layer	Wrap Foil	20	Roof	Mechanical R	TSI	Black	Insulator Wrap
113	Building C	16469	3 Layer	Wrap	20	Roof	Mechanical R	TSI	Black	Insulator Wrap
114	Building C	16470	1 Layer	Wrap - Black/Brown	30	Roof	Mechanical R	TSI	Black	Insulator Wrap
115	Building C	16470	2 Layer	Wrap Foil	30	Roof	Mechanical R	TSI	Black	Insulator Wrap
116	Building C	16470	3 Layer	Wrap	30	Roof	Mechanical R	TSI	Black	Insulator Wrap
117	Building C	16471	1 Layer	Coating - Black	30	Roof	Mechanical R	TSI	Brown	Insulation
118	Building C	16471	2 Layer	Tar - Black	30	Roof	Mechanical R	TSI	Brown	Insulation
119	Building C	16474	1 Layer	Pipe Insulation - Bulk Gray	80	Roof	Mechanical R	TSI	Brown	Insulation
120	Building C	16481	3 Layer	Roll Vinyl - Pebble Orangish	30	1st Floor	C 132A	Vinyl Floor Tile	Blue	12x12 Lanolium
121	Building C	16481	4 Layer	Roll Vinyl - Pebble Grayish	30	1st Floor	C 132A	Vinyl Floor Tile	Blue	12x12 Lanolium
122	Building C	16484	3 Layer	Roll Vinyl - Pebble Orangish	20	1st Floor	C 132	Vinyl Floor Tile	Blue	Same as 16481
123	Building C	16484	4 Layer	Roll Vinyl - Pebble Orangish	20	1st Floor	C 132	Vinyl Floor Tile	Blue	Same as 16481
124	Building C	16485	3 Layer	Roll Vinyl - Pebble Orangish	25	1st Floor	C 132	Vinyl Floor Tile	Blue	Same as 16481
125	Building C	16485	4 Layer	Roll Vinyl - Pebble Orangish	25	1st Floor	C 132	Vinyl Floor Tile	Blue	Same as 16481
126	Building C	16489	2 Layer	Mastic - Brown	30	1st Floor	C 132C	Ceramic Floor Ti	W/Br	1X1 Off Court
127	Building C	16489	1 Layer	Ceramic Tile 1 X 1 - White	15	1st Floor	C 132C	Ceramic Floor Ti	W/Br	1X1 Off Court
128	Building C	16490	2 Layer	Mastic - Brown	30	1st Floor	C 132C	Ceramic Floor Ti	W/Br	1X1 Off Court
129	Building C	16490	1 Layer	Ceramic Tile 1 X 1 - White	15	1st Floor	C 132C	Ceramic Floor Ti	W/Br	1X1 Off Court
130	Building C	16491	1 Layer	Ceramic Tile 1 X 1 - White	15	1st Floor	C 132C	Ceramic Floor Ti	W/Br	1X1 Off Court
131	Building C	16492	2 Layer	Mastic - Brown	30	1st Floor	C 132C	Ceramic Wall Til	White	4X4 Off Court
132	Building C	16492	1 Layer	Ceramic Tile 4 X 4 - White	20	1st Floor	C 132C	Ceramic Wall Til	White	4X4 Off Court
133	Building C	16493	2 Layer	Mastic - Brown	30	1st Floor	C 132C	Ceramic Wall Til	White	4X4 Off Court
134	Building C	16493	1 Layer	Ceramic Tile 4 X 4 - White	15	1st Floor	C 132C	Ceramic Wall Til	White	4X4 Off Court
135	Building C	16494	2 Layer	Mastic - Brown	30	1st Floor	C 132C	Ceramic Wall Til	White	4X4 Off Court
136	Building C	16494	1 Layer	Ceramic Tile 4 X 4 - White	15	1st Floor	C 132C	Ceramic Wall Til	White	4X4 Off Court
137	Building C	16495	2 Layer	Mastic - Brown	30	1st Floor	C 132D	Ceramic Wall Til	Brown	4X4 Off Court
138	Building C	16495	1 Layer	Ceramic Tile 4 X 4 - Brown	15	1st Floor	C 132D	Ceramic Wall Til	Brown	4X4 Off Court
139	Building C	16496	2 Layer	Mastic - Brown	30	1st Floor	C 132D	Ceramic Wall Til	Brown	4X4 Off Court

	A	B	C	D	E	F	G	H	I	J
1	Building	Sampling I	Layer	Sample Description	% Asbesto	Floor	Room	Material	Color	Field Description
140	Building C	16496	1 Layer	Ceramic Tile 4 X 4 - Brown	15	1st Floor	C 132D	Ceramic Wall Til	Brown	4X4 Off Court
141	Building C	16497	2 Layer	Mastic - Brown	30	1st Floor	C 132D	Ceramic Wall Til	Brown	4X4 Off Court
142	Building C	16497	1 Layer	Ceramic Tile 4 X 4 - Brown	20	1st Floor	C 132D	Ceramic Wall Til	Brown	4X4 Off Court
143	Building C	16498	2 Layer	Mastic - Brown	30	1st Floor	C 132D	Ceramic Floor Ti	W/Br	1X1 Off Court
144	Building C	16498	1 Layer	Ceramic Tile 1 X 1 - White	15	1st Floor	C 132D	Ceramic Floor Ti	W/Br	1X1 Off Court
145	Building C	16499	2 Layer	Mastic - Brown	30	1st Floor	C 132D	Ceramic Floor Ti	W/Br	1X1 Off Court
146	Building C	16499	1 Layer	Ceramic Tile 1 X 1 - White	15	1st Floor	C 132D	Ceramic Floor Ti	W/Br	1X1 Off Court
147	Building C	16500	4 Layer	Mastic - Brown	30	1st Floor	C 132D	Ceramic Floor Ti	W/Br	1X1 Off Court
148	Building C	16500	2 Layer	Mastic - Brown	20	1st Floor	C 132D	Ceramic Floor Ti	W/Br	1X1 Off Court
149	Building C	16500	1 Layer	Ceramic Tile 1 X 1 - Brown	15	1st Floor	C 132D	Ceramic Floor Ti	W/Br	1X1 Off Court
150	Building C	16500	3 Layer	Ceramic Tile 1 X 1 - White	15	1st Floor	C 132D	Ceramic Floor Ti	W/Br	1X1 Off Court
151	Building C	16522	2 Layer	Mastic - Brown	30	1st Floor	Hall	Ceramic Wall Til	Light Yellow	
152	Building C	16522	1 Layer	Ceramic Tile 4 X 4 - Tan	20	1st Floor	Hall	Ceramic Wall Til	Light Yellow	
153	Building C	16523	2 Layer	Mastic - Brown	30	1st Floor	Hall	Ceramic Wall Til	Light Yellow	
154	Building C	16523	1 Layer	Ceramic Tile 4 X 4 - Tan	15	1st Floor	Hall	Ceramic Wall Til	Light Yellow	
155	Building C	16524	2 Layer	Mastic - Brown	30	1st Floor	Hall	Ceramic Wall Til	Light Yellow	
156	Building C	16524	1 Layer	Ceramic Tile 4 X 4 - Tan	15	1st Floor	Hall	Ceramic Wall Til	Light Yellow	
157	Building C	16525	1 Layer	Ceramic Tile 4 X 4 - Dark Tan	20	1st Floor	Hall	Ceramic Wall Til	Darker Yellow	
158	Building C	16525	2 Layer	Mastic - Brown	20	1st Floor	Hall	Ceramic Wall Til	Darker Yellow	
159	Building C	16526	2 Layer	Mastic - Brown	20	1st Floor	Hall	Ceramic Wall Til	Darker Yellow	
160	Building C	16526	1 Layer	Ceramic Tile 4 X 4 - Dark Tan	15	1st Floor	Hall	Ceramic Wall Til	Darker Yellow	
161	Building C	16527	1 Layer	Ceramic Tile 4 X 4 - Dark Tan	15	1st Floor	Hall	Ceramic Wall Til	Darker Yellow	
162	Building C	16527	2 Layer	Mastic - Brown	10	1st Floor	Hall	Ceramic Wall Til	Darker Yellow	
163	Building C	16528	2 Layer	Mastic - Brown	20	1st Floor	Hall	Ceramic Wall Til	Darker Yellow	
164	Building C	16528	1 Layer	Ceramic Tile 4 X 4 - Dark Tan	15	1st Floor	Hall	Ceramic Wall Til	Darker Yellow	
165	Building C	16529	2 Layer	Mastic - Brown	30	1st Floor	Hall	Ceramic Wall Til	Darker Yellow	
166	Building C	16529	1 Layer	Ceramic Tile 4 X 4 - Dark Tan	15	1st Floor	Hall	Ceramic Wall Til	Darker Yellow	
167	Building C	16530	2 Layer	Mastic - Brown	30	1st Floor	Hall	Ceramic Wall Til	Darker Yellow	
168	Building C	16530	1 Layer	Ceramic Tile 4 X 4 - Dark Tan	15	1st Floor	Hall	Ceramic Wall Til	Darker Yellow	
169	Building C	16531	1 Layer	Ceramic Tile 4 X 4 - Dark Tan	15	1st Floor	Hall	Ceramic Wall Til	Darker Yellow	
170	Building C	16531	2 Layer	Mastic - Brown	10	1st Floor	Hall	Ceramic Wall Til	Darker Yellow	
171	Building C	16532	1 Layer	Ceramic Tile 4 X 4 - Dark Tan	15	1st Floor	Hall	Ceramic Wall Til	Darker Yellow	
172	Building C	16532	2 Layer	Mastic - Brown	10	1st Floor	Hall	Ceramic Wall Til	Darker Yellow	
173	Building C	16533	1 Layer	Ceramic Tile 4 X 4 - Dark Tan	15	1st Floor	Hall	Ceramic Wall Til	Darker Yellow	
174	Building C	16533	2 Layer	Mastic - Brown	10	1st Floor	Hall	Ceramic Wall Til	Darker Yellow	
175	Building C	16534	3 Layer	Rool Vinyl - Pebble	30	1st Floor	Hall	Vinyl Floor Tile	Dark Blue	12X12 w/Lanolium under
176	Building C	16535	3 Layer	Rool Vinyl - Pebble	20	1st Floor	Hall	Vinyl Floor Tile	Dark Blue	12X12 w/Lanolium under
177	Building C	16536	3 Layer	Rool Vinyl - Pebble	30	1st Floor	Hall	Vinyl Floor Tile	Dark Blue	12X12 w/Lanolium under
178	Building C	16537	3 Layer	Rool Vinyl - Pebble	30	1st Floor	Hall	Vinyl Floor Tile	Dark Blue	12X12 w/Lanolium under
179	Building C	16538	3 Layer	Rool Vinyl - Pebble	10	1st Floor	Hall	Vinyl Floor Tile	Dark Blue	12X12 w/Lanolium under
180	Building C	16542	3 Layer	Rool Vinyl - Pebble	20	1st Floor	Hall	Vinyl Floor Tile	Dark Blue	12X12 w/Lanolium under
181	Building C	16549	1 Layer	Roll Vinyl - Gray Pebble	15	1st Floor	C 117	Lanolium	Gray	Flooring
182	Building C	16549	2 Layer	Mastic - MultiColor	10	1st Floor	C 117	Lanolium	Gray	Flooring
183	Building C	16550	2 Layer	Mastic - MultiColor	20	1st Floor	C 111	Lanolium	Gray	Flooring
184	Building C	16550	1 Layer	Roll Vinyl - Gray Pebble	15	1st Floor	C 111	Lanolium	Gray	Flooring
185	Building C	16551	1 Layer	Roll Vinyl - Gray Pebble	15	1st Floor	C 110	Lanolium	Gray	Flooring

	A	B	C	D	E	F	G	H	I	J
1	Building	Sampling	Layer	Sample Description	% Asbesto	Floor	Room	Material	Color	Field Description
186	Building C	16551	2 Layer	Mastic - MultiColor	10	1st Floor	C 110	Lanolium	Gray	Flooring
187	Building C	16567	2 Layer	Ceramic Tile 1 X 1 - White	15	1st Floor	C 106	Ceramic Floor Ti	Dark Brown	12x12 w/ 1X1 underneth
188	Building C	16568	2 Layer	Ceramic Tile 1 X 1 - White	15	1st Floor	C 106	Ceramic Floor Ti	Dark Brown	12x12 w/ 1X1 underneth
189	Building C	16569	2 Layer	Ceramic Tile 1 X 1 - White	15	1st Floor	C 106	Ceramic Floor Ti	Dark Brown	12x12 w/ 1X1 underneth
190	Building C	16603	1 Layer	Pipe Insulation Outer - Black	20	1st Floor	C 124	TSI	Black	Pipe Insulation
191	Building C	16603	2 Layer	Insulation Inside - Black	20	1st Floor	C 124	TSI	Black	Pipe Insulation
192	Building C	16604	1 Layer	Pipe Insulation Outer - Black	10	1st Floor	C 124	TSI	Black	Pipe Insulation
193	Building C	16604	3 Layer	Insulation Inside - Black	10	1st Floor	C 124	TSI	Black	Pipe Insulation
194	Building C	16605	1 Layer	Pipe Insulation Outer - Black	10	1st Floor	C 124	TSI	White	Pipe Insulation
195	Building C	16605	3 Layer	Insulation Inside - Black	10	1st Floor	C 124	TSI	White	Pipe Insulation
196	Building C	16606	1 Layer	Pipe Insulation Outer - Black	10	1st Floor	C 124	TSI	White	Pipe Insulation
197	Building C	16606	3 Layer	Insulation Inside - Black	10	1st Floor	C 124	TSI	White	Pipe Insulation
198	Building C	16607	1 Layer	Pipe Insulation Outer - Black	10	1st Floor	C 124	TSI	Black	Pipe Insulation
199	Building C	16607	2 Layer	Insulation Inside - Black	10	1st Floor	C 124	TSI	Black	Pipe Insulation
200	Building C	16608	1 Layer	Pipe Insulation Outer - Black	30	1st Floor	C 124	TSI	White	Pipe Insulation
201	Building C	16608	3 Layer	Insulation Inside - Black	20	1st Floor	C 124	TSI	White	Pipe Insulation
202	Building C	16609	1 Layer	Pipe Insulation Outer - Black	60	1st Floor	C 124	TSI	Black	Pipe Insulation
203	Building C	16609	2 Layer	Insulation Inside - Black	60	1st Floor	C 124	TSI	Black	Pipe Insulation
204	Building C	16611	1 Layer	Pipe Insulation Loose - White	20	1st Floor	C 124	TSI	White	Elbow
205	Building C	16611	2 Layer	Bulk	20	1st Floor	C 124	TSI	White	Elbow
206	Building C	16612	1 Layer	Pipe Insulation Loose - White	10	1st Floor	C 124	TSI	White	Pipe Insulation
207	Building C	16612	2 Layer	Bulk	10	1st Floor	C 124	TSI	White	Pipe Insulation
208	Building C	16617	1 Layer	Pipe Insulation Loose - White	20	1st Floor	C 124	TSI	White	
209	Building C	16617	2 Layer	Bulk - White	20	1st Floor	C 124	TSI	White	
210	Building C	16617	3 Layer	Fabric - White	10	1st Floor	C 124	TSI	White	Pipe Insulation
211	Building C	16618	1 Layer	Pipe Insulation Loose - White	10	1st Floor	C 124	TSI	Yellow	Pipe Insulation
212	Building C	16618	2 Layer	Bulk - White	10	1st Floor	C 124	TSI	Yellow	Pipe Insulation
213	Building C	16618	3 Layer	Fabric - White	10	1st Floor	C 124	TSI	Yellow	Pipe Insulation
214	Building C	16620	1 Layer	Pipe Insulation Loose - White	10	1st Floor	C 124	TSI	White	Pipe Insulation
215	Building C	16620	2 Layer	Bulk - White	10	1st Floor	C 124	TSI	White	Pipe Insulation
216	Building C	16620	3 Layer	Fabric - White	10	1st Floor	C 124	TSI	White	Pipe Insulation
217	Building C	16623	1 Layer	Ceramic Tile 4 X4 - Green	20	1st Floor	C 108	Ceramic Floor Ti	light green	3 bathrooms
218	Building C	16623	2 Layer	Mastic - Yellow	20	1st Floor	C 108	Ceramic Floor Ti	light green	3 bathrooms
219	Building C	16624	1 Layer	Ceramic Tile 4 X4 - Green	20	1st Floor	C 107	Ceramic Floor Ti	light green	3 bathrooms
220	Building C	16624	2 Layer	Mastic - Yellow	20	1st Floor	C 107	Ceramic Floor Ti	light green	3 bathrooms
221	Building C	16625	1 Layer	Ceramic Tile 4 X4 - Green	20	1st Floor	C 131	Ceramic Floor Ti	light green	3 bathrooms
222	Building C	16625	2 Layer	Mastic - Yellow	20	1st Floor	C 131	Ceramic Floor Ti	light green	3 bathrooms
223	Building C	16638	1 Layer	Pipe Insulation Outer - Black	40	1st Floor	C 108	TSI	Black	Black Vertical
224	Building C	16638	3 Layer	Bulk - Black	20	1st Floor	C 108	TSI	Black	Black Vertical
225	Building C	16639	1 Layer	Pipe Insulation Outer - Black	40	1st Floor	C 108	TSI	Black	Elbow
226	Building C	16639	3 Layer	Bulk - Black	20	1st Floor	C 108	TSI	Black	Elbow
227	Building C	16640	1 Layer	Pipe Insulation Outer - Black	20	1st Floor	C 108	TSI	Beige	12 sided TSI run
228	Building C	16640	3 Layer	Bulk - Black	10	1st Floor	C 108	TSI	Beige	12 sided TSI run
229	Building C	16641	1 Layer	Pipe Insulation Outer - Black	30	1st Floor	C 108	TSI	Black	Elbow
230	Building C	16641	3 Layer	Bulk - Black	10	1st Floor	C 108	TSI	Black	Elbow
231	Building C	16642	1 Layer	Pipe Insulation Outer - Black	20	1st Floor	C 108	TSI	Black	T-Joint

	A	B	C	D	E	F	G	H	I	J
1	Building	Sampling	Layer	Sample Description	% Asbestc	Floor	Room	Material	Color	Field Description
232	Building C	16642	2 Layer	Bulk - Black	20	1st Floor	C 108	TSI	Black	T-Joint
233	Building C	16645	1 Layer	Pipe Insulation Outer - Black	20	1st Floor	C 108	TSI	Black	Elbow
234	Building C	16645	2 Layer	Bulk - Black	20	1st Floor	C 108	TSI	Black	Elbow
235	Building C	16646	1 Layer	Pipe Insulation Outer - Black	60	1st Floor	C 108	TSI	Black	Elbow
236	Building C	16646	2 Layer	Bulk - Black	20	1st Floor	C 108	TSI	Black	Elbow
237	Building C	16647	1 Layer	Pipe Insulation Outer - Black	20	1st Floor	C 108	TSI	Silver\White	Wall Battery
238	Building C	16647	2 Layer	Bulk - Black	20	1st Floor	C 108	TSI	Silver\White	Wall Battery
239	Building C	16650	1 Layer	Pipe Insultaion Outer - Black	30	1st Floor	C 108	TSI	Black	TSI T
240	Building C	16650	2 Layer	Bulk - Black	30	1st Floor	C 108	TSI	Black	TSI T
241	Building C	16651	2 Layer	Bulk - Black	40	1st Floor	C 108	TSI	Black	TSI T
242	Building C	16651	1 Layer	Pipe Insultaion Outer - Black	30	1st Floor	C 108	TSI	Black	TSI T
243	Building C	16652	1 Layer	Pipe Insultaion Outer - Black	40	1st Floor	C 108	TSI	Black	TSI Elbow
244	Building C	16652	2 Layer	Bulk - Black	40	1st Floor	C 108	TSI	Black	TSI Elbow
245	Building C	16653	1 Layer	Pipe Insultaion Outer - Black	40	1st Floor	C 108	TSI	Black	TSI Elbow
246	Building C	16653	2 Layer	Bulk - Black	40	1st Floor	C 108	TSI	Black	TSI Elbow
247	Building C	16654	1 Layer	Pipe Insultaion Outer - Black	10	1st Floor	C 108	TSI	Black	Wrap
248	Building C	16654	2 Layer	Bulk - Black	10	1st Floor	C 108	TSI	Black	Wrap
249	Building C	16655	1 Layer	Pipe Insulation Loose - White	15	1st Floor	C 108	TSI	White	Broken Joint Mud
250	Building C	16655	2 Layer	Bulk - White	10	1st Floor	C 108	TSI	White	Broken Joint Mud
251	Building C	16655	3 Layer	Fabric - White	10	1st Floor	C 108	TSI	White	Broken Joint Mud
252	Building C	16656	1 Layer	Pipe Insulation Loose - White	10	1st Floor	C 108	TSI	White	Broken Joint Mud
253	Building C	16656	2 Layer	Bulk - White	10	1st Floor	C 108	TSI	White	Broken Joint Mud
254	Building C	16656	3 Layer	Fabric - White	10	1st Floor	C 108	TSI	White	Broken Joint Mud
255	Building C	16663	1 Layer	Floor Tile 1 X 1 - Green	15	1st Floor	C 131	Ceramic Floor Ti	Green	1" - Court Hallway
256	Building C	16663	2 Layer	Mastic - Brown	10	1st Floor	C 131	Ceramic Floor Ti	Green	1" - Court Hallway
257	Building C	16664	1 Layer	Floor Tile 1 X 1 - Green	15	1st Floor	C 131	Ceramic Floor Ti	Green	1" - Court Hallway
258	Building C	16664	2 Layer	Mastic - Brown	10	1st Floor	C 131	Ceramic Floor Ti	Green	1" - Court Hallway
259	Building C	16665	2 Layer	Mastic - Brown	20	1st Floor	C 131	Ceramic Floor Ti	Green	1" - Court Hallway
260	Building C	16665	1 Layer	Floor Tile 1 X 1 - Green	15	1st Floor	C 131	Ceramic Floor Ti	Green	1" - Court Hallway
261	Building C	16778	1 Layer	Ceramic Tile 4 X 4 - Brown	10	2nd Floor	C 223A	Ceramic Wall Til	Brown	4 X 4 Tile
262	Building C	16778	2 Layer	Mastic - Yellow	10	2nd Floor	C 223A	Ceramic Wall Til	Brown	4 X 4 Tile
263	Building C	16779	1 Layer	Ceramic Tile 4 X 4 - Brown	10	2nd Floor	C 225A	Ceramic Wall Til	Brown	4 X 4 Tile
264	Building C	16779	2 Layer	Mastic - Yellow	10	2nd Floor	C 225A	Ceramic Wall Til	Brown	4 X 4 Tile
265	Building C	16780	1 Layer	Ceramic Tile 4 X 4 - Brown	10	2nd Floor	C 227A	Ceramic Wall Til	Brown	4 X 4 Tile
266	Building C	16780	2 Layer	Mastic - Yellow	10	2nd Floor	C 227A	Ceramic Wall Til	Brown	4 X 4 Tile
267	Building C	16781	1 Layer	Ceramic Tile 4 X 4 - Green	15	2nd Floor	C 224A	Ceramic Wall Til	Green	4 X 4 Tile
268	Building C	16781	2 Layer	Mastic - Yellow	15	2nd Floor	C 224A	Ceramic Wall Til	Green	4 X 4 Tile
269	Building C	16782	1 Layer	Ceramic Tile 4 X 4 - Green	10	2nd Floor	C 226A	Ceramic Wall Til	Green	4 X 4 Tile
270	Building C	16782	2 Layer	Mastic - Yellow	10	2nd Floor	C 226A	Ceramic Wall Til	Green	4 X 4 Tile
271	Building C	16783	1 Layer	Ceramic Tile 4 X 4 - Green	10	2nd Floor	C 228A	Ceramic Wall Til	Green	4 X 4 Tile
272	Building C	16783	2 Layer	Mastic - Yellow	10	2nd Floor	C 228A	Ceramic Wall Til	Green	4 X 4 Tile
273	Building C	16784	1 Layer	Ceramic Tile 4 X 4 - Green	10	2nd Floor	C 230A	Ceramic Wall Til	Green	4 X 4 Tile
274	Building C	16784	2 Layer	Mastic - Yellow	10	2nd Floor	C 230A	Ceramic Wall Til	Green	4 X 4 Tile
275	Building C	16785	1 Layer	Ceramic Tile 4 X 4 - Green	10	2nd Floor	C 232A	Ceramic Wall Til	Green	4 X 4 Tile
276	Building C	16785	2 Layer	Mastic - Yellow	10	2nd Floor	C 232A	Ceramic Wall Til	Green	4 X 4 Tile
277	Building C	16786	1 Layer	Ceramic Tile 4 X 4 - Brown	10	2nd Floor	C 229A	Ceramic Wall Til	Brown	4 X 4 Tile

	A	B	C	D	E	F	G	H	I	J
1	Building	Sampling	Layer	Sample Description	% Asbestc	Floor	Room	Material	Color	Field Description
278	Building C	16786	2 Layer	Mastic - Yellow	10	2nd Floor	C 229A	Ceramic Wall Til	Brown	4 X 4 Tile
279	Building C	16787	1 Layer	Ceramic Tile 4 X 4 - Brown	10	2nd Floor	C 204A	Ceramic Wall Til	Brown	4 X 4 Tile
280	Building C	16787	2 Layer	Mastic - Yellow	10	2nd Floor	C 204A	Ceramic Wall Til	Brown	4 X 4 Tile
281	Building C	16788	1 Layer	Ceramic Tile 4 X 4 - White w/Specks	15	2nd Floor	C 213	Ceramic Wall Til	White	4 X 4 Tile
282	Building C	16788	2 Layer	Mastic - Yellow	10	2nd Floor	C 213	Ceramic Wall Til	White	4 X 4 Tile
283	Building C	16789	1 Layer	Ceramic Tile 4 X 4 - White w/Specks	10	2nd Floor	C 213	Ceramic Wall Til	White	4 X 4 Tile
284	Building C	16789	2 Layer	Mastic - Yellow	10	2nd Floor	C 213	Ceramic Wall Til	White	4 X 4 Tile
285	Building C	16790	1 Layer	Ceramic Tile 4 X 4 - White w/Specks	10	2nd Floor	C 213	Ceramic Wall Til	White	4 X 4 Tile
286	Building C	16790	2 Layer	Mastic - Yellow	10	2nd Floor	C 213	Ceramic Wall Til	White	4 X 4 Tile
287	Building C	16791	1 Layer	Ceramic Tile 4 X 4 - Blue	10	2nd Floor	C 213	Ceramic Wall Til	Green	Unique not seen elsewhere
288	Building C	16791	2 Layer	Mastic - Yellow	10	2nd Floor	C 213	Ceramic Wall Til	Green	Unique not seen elsewhere
289	Building C	16792	1 Layer	Ceramic Tile 4 X 4 - Blue	10	2nd Floor	C 213	Ceramic Wall Til	Green	Unique not seen elsewhere
290	Building C	16792	2 Layer	Mastic - Yellow	10	2nd Floor	C 213	Ceramic Wall Til	Green	Unique not seen elsewhere
291	Building C	16793	1 Layer	Ceramic Tile 4 X 4 - Blue	10	2nd Floor	C 213	Ceramic Wall Til	Green	Unique not seen elsewhere
292	Building C	16793	2 Layer	Mastic - Yellow	10	2nd Floor	C 213	Ceramic Wall Til	Green	Unique not seen elsewhere
293	Building C	16794	2 Layer	Mastic - Yellow	10	2nd Floor	C 220A	Ceramic Wall Til	White	Unique not seen elsewhere
294	Building C	16795	2 Layer	Mastic - Yellow	10	2nd Floor	C 220A	Ceramic Wall Til	White	Unique not seen elsewhere
295	Building C	16796	2 Layer	Mastic - Yellow	10	2nd Floor	C 220A	Ceramic Wall Til	White	Unique not seen elsewhere
296	Building C	16797	1 Layer	Ceramic Tile 4 X 4 - Brown	10	2nd Floor	C 220A	Vinyl Floor Tile	Brown	Unique not seen elsewhere
297	Building C	16797	2 Layer	Mastic - Yellow	10	2nd Floor	C 220A	Vinyl Floor Tile	Brown	Unique not seen elsewhere
298	Building C	16798	1 Layer	Ceramic Tile 4 X 4 - Brown	10	2nd Floor	C 220A	Vinyl Floor Tile	Brown	Unique not seen elsewhere
299	Building C	16798	2 Layer	Mastic - Yellow	10	2nd Floor	C 220A	Vinyl Floor Tile	Brown	Unique not seen elsewhere
300	Building C	16799	1 Layer	Ceramic Tile 4 X 4 - Brown	10	2nd Floor	C 220A	Vinyl Floor Tile	Brown	Unique not seen elsewhere
301	Building C	16799	2 Layer	Mastic - Yellow	10	2nd Floor	C 220A	Vinyl Floor Tile	Brown	Unique not seen elsewhere
302	Building C	16800	2 Layer	Mastic - Black	10	2nd Floor	C 210	Vinyl Floor Tile	Blue/Gray	Unique not seen elsewhere
303	Building C	16801	2 Layer	Mastic - Black	10	2nd Floor	C 210	Vinyl Floor Tile	Blue/Gray	Unique not seen elsewhere
304	Building C	16802	2 Layer	Mastic - Black	10	2nd Floor	C 210	Vinyl Floor Tile	Blue/Gray	Unique not seen elsewhere
305	Building C	16892	2nd Layer	Bulk - White	20	2nd Floor	C 222	TSI	White	Elbow Mudded
306	Building C	16892	1st Layer	Pipe Insulation Fabric - White	10	2nd Floor	C 222	TSI	White	Elbow Mudded
307	Building C	16894	1st Layer	Pipe Insulation Fabric - White	20	2nd Floor	C 222	TSI	White	Elbow Mudded
308	Building C	16894	2nd Layer	Bulk - White	20	2nd Floor	C 222	TSI	White	Elbow Mudded
309	Building C	16897	1st Layer	Pipe Insulation Fabric - White	20	2nd Floor	C 222	TSI	White	Elbow Mudded
310	Building C	16897	2nd Layer	Bulk - White	20	2nd Floor	C 222	TSI	White	Elbow Mudded
311	Building C	16901	1st Layer	Pipe Insulation Foil - White	80	2nd Floor	C 222	TSI	White	4" 12 Sided Vertical Rise
312	Building C	16901	2nd Layer	Bulk - Black	80	2nd Floor	C 222	TSI	White	4" 12 Sided Vertical Rise
313	Building C	16902	2nd Layer	Bulk - Black	70	2nd Floor	C 222	TSI	White	Elbow Black Wrapping
314	Building C	16902	1st Layer	Pipe Insulation - Black	60	2nd Floor	C 222	TSI	White	Elbow Black Wrapping
315	Building C	16903	1st Layer	Pipe Insulation Fabric - White	60	2nd Floor	C 222	TSI	White	Horizontal Run
316	Building C	16903	2nd Layer	Bulk - Black	60	2nd Floor	C 222	TSI	White	Horizontal Run
317	Building C	16904	1st Layer	Pipe Insulation - Black	60	2nd Floor	C 222	TSI	White	Elbow Black Wrapping
318	Building C	16904	2nd Layer	Bulk - Black	60	2nd Floor	C 222	TSI	White	Elbow Black Wrapping
319	Building C	16905	1st Layer	Pipe Insulation Foil - White	80	2nd Floor	C 222	TSI	White	Vertical Rise
320	Building C	16905	2nd Layer	Bulk - Black	80	2nd Floor	C 222	TSI	White	Vertical Rise
321	Building C	16906	2nd Layer	Bulk - Black	40	2nd Floor	C 222	TSI	White	3 1/2" Horizontal
322	Building C	16906	1st Layer	Pipe Insulation Foil - White	30	2nd Floor	C 222	TSI	White	3 1/2" Horizontal
323	Building C	16907	2nd Layer	Bulk - Black	40	2nd Floor	C 222	TSI	White	3 1/2" Elbow

	A	B	C	D	E	F	G	H	I	J
1	Building	Sampling	Layer	Sample Description	% Asbestc	Floor	Room	Material	Color	Field Description
324	Building C	16907	1st Layer	Pipe Insulation - Black	20	2nd Floor	C 222	TSI	White	3 1/2" Elbow
325	Building C	16909	1st Layer	Pipe Insulation Foil - White	10	2nd Floor	C 222	TSI	White	2 1/2" Elbow
326	Building C	16911	2nd Layer	Bulk - White	10	2nd Floor	C 222	TSI	White	Elbow
327	Building C	16913	1st Layer	Pipe Insulation Fabric - White	30	2nd Floor	C 222	TSI	White	Elbow
328	Building C	16913	2nd Layer	Bulk - White	20	2nd Floor	C 222	TSI	White	Elbow
329	Building C	16914	1st Layer	Pipe Insulation Foil - Black	40	2nd Floor	C 222	TSI	Black	6" 12 Sided down form 7" 12 Sided
330	Building C	16914	2nd Layer	Bulk - Black	20	2nd Floor	C 222	TSI	Black	6" 12 Sided down form 7" 12 Sided
331	Building C	16915	1st Layer	Pipe Insulation Foil - Black	40	2nd Floor	C 222	TSI	Black	6" 12 Sided down form 7" 12 Sided
332	Building C	16915	2nd Layer	Bulk - Black	35	2nd Floor	C 222	TSI	Black	6" 12 Sided down form 7" 12 Sided
333	Building C	16918	1st Layer	Bulk - White	30	2nd Floor	C 222	TSI	White	4 1/2" Round Ellow Mud
334	Building C	16919	1st Layer	Pipe Insulation Fabric - White	20	2nd Floor	C 222	TSI	White	5 1/2" Mud
335	Building C	16919	2nd Layer	Bulk - White	20	2nd Floor	C 222	TSI	White	5 1/2" Mud
336	Building C	16920	1st Layer	Pipe Insulation - Black	20	2nd Floor	C 222	TSI	Black	4" 12 Sided
337	Building C	16920	2nd Layer	Bulk - Black	20	2nd Floor	C 222	TSI	Black	4" 12 Sided
338	Building C	16921	1st Layer	4X4 Ceramic Tile - Gray/Blue	10	3rd Floor	C 315	Ceramic Wall Til	Green	4 X 4 Ceramic
339	Building C	16921	2nd Layer	Mastic - Yellow	10	3rd Floor	C 315	Ceramic Wall Til	Green	4 X 4 Ceramic
340	Building C	16922	1st Layer	4X4 Ceramic Tile - Gray/Blue	20	3rd Floor	C 315	Ceramic Wall Til	Green	4 X 4 Ceramic
341	Building C	16922	2nd Layer	Mastic - Yellow	10	3rd Floor	C 315	Ceramic Wall Til	Green	4 X 4 Ceramic
342	Building C	16923	1st Layer	4X4 Ceramic Tile - Gray/Blue	20	3rd Floor	C 313	Ceramic Wall Til	Green	4 X 4 Ceramic
343	Building C	16923	2nd Layer	Mastic - Yellow	10	3rd Floor	C 313	Ceramic Wall Til	Green	4 X 4 Ceramic
344	Building C	16924	1st Layer	4X4 Ceramic Tile - Gray/Blue	10	3rd Floor	C 313	Ceramic Wall Til	Green	4 X 4 Ceramic
345	Building C	16924	2nd Layer	Mastic - Yellow	10	3rd Floor	C 313	Ceramic Wall Til	Green	4 X 4 Ceramic
346	Building C	16925	1st Layer	4X4 Ceramic Tile - Gray/Blue	20	3rd Floor	C 313	Ceramic Wall Til	Green	4 X 4 Ceramic
347	Building C	16925	2nd Layer	Mastic - Yellow	10	3rd Floor	C 313	Ceramic Wall Til	Green	4 X 4 Ceramic
348	Building C	16926	2nd Layer	Mastic - Yellow	10	3rd Floor	C 305A	Ceramic Wall Til	White w/Specks	4 X 4 Ceramic
349	Building C	16927	2nd Layer	Mastic - Yellow	10	3rd Floor	C 305A	Ceramic Wall Til	White w/Specks	4 X 4 Ceramic
350	Building C	16928	2nd Layer	Mastic - Yellow	10	3rd Floor	C 306	Ceramic Wall Til	White w/Specks	4 X 4 Ceramic
351	Building C	16944	2nd Layer	Mastic - Yellow	10	3rd Floor	C 311	Vinyl Floor Tile	White w/Specks	9 X 9 in main area
352	Building C	16945	2nd Layer	Mastic - Yellow	10	3rd Floor	C 311	Vinyl Floor Tile	White w/Specks	9 X 9 in main area
353	Building C	16946	2nd Layer	Mastic - Yellow	10	3rd Floor	C 311	Vinyl Floor Tile	White w/Specks	9 X 9 in main area
354	Building C	16948	2nd Layer	Mastic - Yellow	10	3rd Floor	C 311C	Vinyl Floor Tile	White w/Specks	9 X 9 slightly different from main area
355	Building C	16949	2nd Layer	Mastic - Yellow	10	3rd Floor	C 311D	Vinyl Floor Tile	White w/Specks	9 X 9 slightly different from main area
356	Building C	16950	2nd Layer	Mastic - Yellow	10	3rd Floor	Hallway	Vinyl Floor Tile	Brown w/Specks	9 X 9 outside C 306
357	Building C	16951	2nd Layer	Mastic - Yellow	10	3rd Floor	Hallway	Vinyl Floor Tile	Brown w/Specks	9 X 9 outside C 309
358	Building C	16952	2nd Layer	Mastic - Yellow	10	3rd Floor	Hallway	Vinyl Floor Tile	Brown w/Specks	9 X 9 outside Elevator
359	Building C	16953	2nd Layer	Mastic - Yellow	10	3rd Floor	C 312	Vinyl Floor Tile	Green w/Specks	9 X 9 found in hallway and 316
360	Building C	16954	2nd Layer	Mastic - Yellow	10	3rd Floor	C 312	Vinyl Floor Tile	Green w/Specks	9 X 9 found in hallway and 316
361	Building C	16955	2nd Layer	Mastic - Yellow	10	3rd Floor	Hallway	Vinyl Floor Tile	Green w/Specks	9 X 9 next to C 316
362	Building C	16956	2nd Layer	Mastic - Black	10	3rd Floor	Hallway	Vinyl Floor Tile	Green w/Specks	9 X 9 outside C 315
363	Building C	16957	2nd Layer	Mastic - Black	10	3rd Floor	Hallway	Vinyl Floor Tile	Green w/Specks	9 X 9 outside C 321
364	Building C	16958	2nd Layer	Mastic - Black	10	3rd Floor	Hallway	Vinyl Floor Tile	Green w/Specks	9 X 9 outside C 326
365	Building C	16962	1st Layer	Pipe Insulation Fabric - White	10	3rd Floor	Hallway	TSI	White	Fabric & Mud outside C 313 - 3" pipe
366	Building C	16962	2nd Layer	Bulk - White	10	3rd Floor	Hallway	TSI	White	Fabric & Mud outside C 313 - 3" pipe
367	Building C	16963	1st Layer	Pipe Insulation Fabric - White	20	3rd Floor	Hallway	TSI	White	Fabric & Mud 3" pipe (313-324)
368	Building C	16963	2nd Layer	Bulk - White	10	3rd Floor	Hallway	TSI	White	Fabric & Mud 3" pipe (313-324)
369	Building C	16964	1st Layer	Pipe Insulation Fabric - White	20	3rd Floor	Hallway	TSI	White	Fabric & Mud 3" pipe (313-324)

	A	B	C	D	E	F	G	H	I	J
1	Building	Sampling I	Layer	Sample Description	% Asbestc	Floor	Room	Material	Color	Field Description
370	Building C	16964	2nd Layer	Bulk - White	10	3rd Floor	Hallway	TSI	White	Fabric & Mud 3" pipe (313-324)
371	Building C	16965	1st Layer	Pipe Insulation Fabric - White	20	3rd Floor	Hallway	TSI	White	Fabric & Mud 3" pipe (313-324)
372	Building C	16965	2nd Layer	Bulk - White	10	3rd Floor	Hallway	TSI	White	Fabric & Mud 3" pipe (313-324)
373	Building C	16966	1st Layer	Pipe Insulation Fabric - White	15	3rd Floor	Hallway	TSI	White	Fabric & Mud 3" pipe (313-324)
374	Building C	16966	2nd Layer	Bulk - White	10	3rd Floor	Hallway	TSI	White	Fabric & Mud 3" pipe (313-324)
375	Building C	16967	1st Layer	Bulk - White	10	3rd Floor	Hallway	TSI	White	Fabric & Mud 3" pipe (313-324)
376	Building C	16968	2nd Layer	Bulk - White	10	3rd Floor	Hallway	TSI	White	Fabric & Mud 3" pipe (313-324)
377	Building C	16969	1st Layer	Bulk - White	10	3rd Floor	Hallway	TSI	White	Fabric & Mud 3" pipe (313-324)
378	Building C	16970	1st Layer	Pipe Insulation Fabric - White	20	3rd Floor	Hallway	TSI	White	Fabric & Mud 3" pipe (313-324)
379	Building C	16970	2nd Layer	Bulk - White	10	3rd Floor	Hallway	TSI	White	Fabric & Mud 3" pipe (313-324)
380	Building C	16971	1st Layer	Pipe Insulation Fabric - White	20	3rd Floor	Hallway	TSI	White	Fabric & Mud 3" pipe (313-324)
381	Building C	16971	2nd Layer	Bulk - White	10	3rd Floor	Hallway	TSI	White	Fabric & Mud 3" pipe (313-324)
382	Building C	16972	1st Layer	Pipe Insulation Fabric - White	10	3rd Floor	Hallway	TSI	White	Mud Joint at "T" across from 303
383	Building C	16972	2nd Layer	Bulk - White	10	3rd Floor	Hallway	TSI	White	Mud Joint at "T" across from 303
384	Building C	16973	2nd Layer	Bulk - White	15	3rd Floor	Hallway	TSI	White	Mud Joint at "T" across from 303
385	Building C	16973	1st Layer	Pipe Insulation Fabric - White	10	3rd Floor	Hallway	TSI	White	Mud Joint at "T" across from 303
386	Building C	16974	1st Layer	Pipe Insulation Fabric - White	10	3rd Floor	Hallway	TSI	White	Elbow Mudded
387	Building C	16974	2nd Layer	Bulk - White	10	3rd Floor	Hallway	TSI	White	Elbow Mudded
388	Building C	16975	1st Layer	Pipe Insulation Fabric - White	20	3rd Floor	Hallway	TSI	White	Valve Mudded 3" Pipe
389	Building C	16975	2nd Layer	Bulk - White	20	3rd Floor	Hallway	TSI	White	Valve Mudded 3" Pipe
390	Building C	16976	1st Layer	Pipe Insulation Fabric - White	20	3rd Floor	Hallway	TSI	White	Valve Mudded 3" Pipe
391	Building C	16976	2nd Layer	Bulk - White	20	3rd Floor	Hallway	TSI	White	Valve Mudded 3" Pipe
392	Building C	17032	1st Layer	Ceramic Tile 1X1 - Green	10	3rd Floor	C 324	Ceramic Floor Ti	Green	1X1 Floor
393	Building C	17032	2nd Layer	Mastic - Yellow	10	3rd Floor	C 324	Ceramic Floor Ti	Green	1X1 Floor
394	Building C	17033	1st Layer	Ceramic Tile 1X1 - Green	10	3rd Floor	C 324	Ceramic Floor Ti	Green	1X1 Floor
395	Building C	17033	2nd Layer	Mastic - Yellow	10	3rd Floor	C 324	Ceramic Floor Ti	Green	1X1 Floor
396	Building C	17034	2nd Layer	Mastic - Yellow	10	3rd Floor	C 324	Ceramic Floor Ti	Green	1X1 Floor
397	Building C	17041	1st Layer	Pipe Insulation Fabric - White	20	3rd Floor	Hallway	TSI	White	2 1/2 pipe
398	Building C	17041	2nd Layer	Bulk - White	20	3rd Floor	Hallway	TSI	White	2 1/2 pipe
399	Building C	17042	1st Layer	Pipe Insulation Fabric - White	20	3rd Floor	Hallway	TSI	White	Cleanout Plug
400	Building C	17042	2nd Layer	Bulk - White	20	3rd Floor	Hallway	TSI	White	Cleanout Plug
401	Building C	17043	1st Layer	Pipe Insulation Fabric - White	30	3rd Floor	Hallway	TSI	White	Valve next to cleanout plug
402	Building C	17043	2nd Layer	Bulk - White	30	3rd Floor	Hallway	TSI	White	Valve next to cleanout plug
403	Building C	17044	1st Layer	Pipe Insulation Fabric - White	15	3rd Floor	Hallway	TSI	White	3"-4" cluster
404	Building C	17044	2nd Layer	Bulk - White	15	3rd Floor	Hallway	TSI	White	3"-4" cluster
405	Building C	17045	1st Layer	Pipe Insulation Fabric - White	10	3rd Floor	Hallway	TSI	White	Pipe above cluster
406	Building C	17045	2nd Layer	Bulk - White	10	3rd Floor	Hallway	TSI	White	Pipe above cluster
407	Building C	17046	1st Layer	Pipe Insulation Fabric - White	30	3rd Floor	Hallway	TSI	White	Pipe next to AC vent
408	Building C	17046	2nd Layer	Bulk - White	30	3rd Floor	Hallway	TSI	White	Pipe next to AC vent
409	Building C	17047	1st Layer	Bulk - White	30	3rd Floor	Hallway	TSI	White	Pipe above 17046
410	Building C	17048	1st Layer	Pipe Insulation Fabric - White	30	3rd Floor	Hallway	TSI	White	Joint on 2 1/2 Pipe
411	Building C	17048	2nd Layer	Bulk - White	30	3rd Floor	Hallway	TSI	White	Joint on 2 1/2 Pipe
412	Building C	17049	1st Layer	Pipe Insulation Fabric - White	20	3rd Floor	Hallway	TSI	White	Joint above 17048
413	Building C	17049	2nd Layer	Bulk - White	20	3rd Floor	Hallway	TSI	White	Joint above 17048
414	Building C	17050	1st Layer	Pipe Insulation Fabric - White	20	3rd Floor	Hallway	TSI	White	Large Joing on 3" Pipe
415	Building C	17050	2nd Layer	Bulk - White	20	3rd Floor	Hallway	TSI	White	Large Joing on 3" Pipe

	A	B	C	D	E	F	G	H	I	J
1	Building	Sampling	Layer	Sample Description	% Asbestc	Floor	Room	Material	Color	Field Description
416	Building C	17051	1st Layer	Pipe Insulation Fabric - White	30	3rd Floor	Hallway	TSI	White	Joint on 2 1/2" Pipe next to 17050
417	Building C	17051	2nd Layer	Bulk - White	30	3rd Floor	Hallway	TSI	White	Joint on 2 1/2" Pipe next to 17050
418	Building C	17052	1st Layer	Pipe Insulation Fabric - White	20	3rd Floor	Hallway	TSI	White	Mudded Joint after 17051
419	Building C	17052	2nd Layer	Bulk - White	20	3rd Floor	Hallway	TSI	White	Mudded Joint after 17051
420	Building C	17053	1st Layer	Pipe Insulation Fabric - White	30	3rd Floor	Hallway	TSI	White	Elbow behind 17052
421	Building C	17053	2nd Layer	Bulk - White	30	3rd Floor	Hallway	TSI	White	Elbow behind 17052
422	Building C	17054	1st Layer	Pipe Insulation Fabric - White	30	3rd Floor	Hallway	TSI	White	Mudded Elbow
423	Building C	17054	2nd Layer	Bulk - White	30	3rd Floor	Hallway	TSI	White	Mudded Elbow
424	Building C	17055	1st Layer	Pipe Insulation Fabric - White	20	3rd Floor	Hallway	TSI	White	Mudded Elbow
425	Building C	17055	2nd Layer	Bulk - White	20	3rd Floor	Hallway	TSI	White	Mudded Elbow
426	Building C	17056	1st Layer	Pipe Insulation Foil/Paper	10	3rd Floor	Hallway	TSI	Brown	4" Pipe
427	Building C	17057	1st Layer	Pipe Insulation Foil/Paper	10	3rd Floor	Hallway	TSI	Brown	2 1/2" Pipe
428	Building C	17058	1st Layer	Pipe Insulation Foil	10	3rd Floor	Hallway	TSI	Silver	AC Duct across from 318
429	Building C	17059	1st Layer	Pipe Insulation Fabric - White	10	3rd Floor	Hallway	TSI	White	4" Elbow across from 318
430	Building C	17059	2nd Layer	Bulk - White	10	3rd Floor	Hallway	TSI	White	4" Elbow across from 318
431	Building C	17060	1st Layer	Pipe Insulation Fabric - White	10	3rd Floor	Hallway	TSI	White	2 1/2" Elbow across from 318
432	Building C	17060	2nd Layer	Bulk - White	10	3rd Floor	Hallway	TSI	White	2 1/2" Elbow across from 318
433	Building C	17061	2nd Layer	Bulk - White	10	3rd Floor	Hallway	TSI	White	"T" on 3" Pipe by 318-319
434	Building C	17062	1st Layer	Pipe Insulation Fabric - White	10	3rd Floor	Hallway	TSI	White	2 1/4" elbow b/t 318-319
435	Building C	17062	2nd Layer	Bulk - White	10	3rd Floor	Hallway	TSI	White	2 1/4" elbow b/t 318-319
436	Building C	17063	2nd Layer	Bulk - White	10	3rd Floor	Hallway	TSI	White	2 1/4" elbow above 318 door
437	Building C	17064	2nd Layer	Bulk - White	10	3rd Floor	Hallway	TSI	White	"T" on 3" Pipe infront of 318
438	Building C	18055	2nd Layer	Plaster	10	2nd Floor	Hallway	Paster	Tan	Btw C201 & C202
439	Building C	18056	2nd Layer	Plaster	10	2nd Floor	C221	Paster	Tan	
440	Building C	18057	2nd Layer	Plaster	10	3rd Floor	Hallway	Paster	Tan	Across C304
441	Building C	18075	2nd Layer	Mastic - Dark	30	1st Floor	Stairwell	TSI	White	Pipe under stairs 2nd from bottom
442	Building C	18075	1st Layer	Pipe Insulation Foil - White	10	1st Floor	Stairwell	TSI	White	Pipe under stairs 2nd from bottom
443	Building C	18076	2nd Layer	Mastic - Dark	30	1st Floor	Stairwell	TSI	White	Pipe under stairs 3rd from bottom
444	Building C	18076	1st Layer	Pipe Insulation Foil - White	10	1st Floor	Stairwell	TSI	White	Pipe under stairs 3rd from bottom
445	Building C	18077	2nd Layer	Mastic - Dark	30	1st Floor	Stairwell	TSI	White	Pipe under stairs 2nd from bottom
446	Building C	18077	1st Layer	Pipe Insulation Foil - White	10	1st Floor	Stairwell	TSI	White	Pipe under stairs 2nd from bottom
447	Building C	18176	2nd Layer	Plaster - Green/White	10	1st Floor	C127	Plaster	Gray/White	to wire mesh
448	Building C	18177	2nd Layer	Sheetrock	20	1st Floor	Hallway	Sheetrock	White	Across C120
449	Building C	18190	2nd Layer	Paint/Plaster - Taupe	10	2nd Floor	C222	Plaster	Gray	to wire mesh
450	Building C	18192	2nd Layer	Plaster w/Glue - White	5	3rd Floor	Hallway	Plaster	Gray	Arcoss C317

APPENDIX E

	A	B	C	D	E	F	G	H	I	J
1	Building	Sampling I	Layer	Sample Description	% Asbestc	Floor	Room	Material	Color	Field Description
2	Building H	16731	1 Layer	Floor Tile 9 X 9 - Beige	10	1st Floor	H 138	Floor Tile	Beige	9 X 9 Tile
3	Building H	16731	2 Layer	Mastic	10	1st Floor	H 138	Floor Tile	Beige	9 X 9 Tile
4	Building H	16732	1 Layer	Floor Tile 9 X 9 - Beige	10	1st Floor	Hallway	Floor Tile	Beige	9 X 9 Tile
5	Building H	16732	2 Layer	Mastic	10	1st Floor	Hallway	Floor Tile	Beige	9 X 9 Tile
6	Building H	16733	1 Layer	Floor Tile 9 X 9 - Beige	15	1st Floor	Hallway	Floor Tile	Beige	9 X 9 Tile
7	Building H	16733	2 Layer	Mastic	10	1st Floor	Hallway	Floor Tile	Beige	9 X 9 Tile
8	Building H	16734	2 Layer	Mastic - Black	20	1st Floor	H 138A	Floor Tile	Green	12 X 12 Tile
9	Building H	16735	2 Layer	Mastic - Black	30	1st Floor	H 138A	Floor Tile	Green	12 X 12 Tile
10	Building H	16736	2 Layer	Mastic - Black	20	1st Floor	H 138A	Floor Tile	Green	12 X 12 Tile
11	Building H	16737	1 Layer	Floor Tile - Green w/Black	10	1st Floor	H 138A	Floor Tile	Green w/Black	Unique Tile not seen elsewhere
12	Building H	16737	2 Layer	Mastic	10	1st Floor	H 138A	Floor Tile	Green w/Black	Unique Tile not seen elsewhere
13	Building H	16738	1 Layer	Pipe Insulation Fabric - White	10	1st Floor	H 138	TSI	Beige	
14	Building H	16739	1 Layer	Pipe Insulation Rubber	10	1st Floor	H 138	TSI	Beige	
15	Building H	16739	2 Layer	Bulk - White	10	1st Floor	H 138	TSI	Beige	
16	Building H	16740	1 Layer	Pipe Insulation Fabric - White	30	1st Floor	H 138	TSI	Beige	
17	Building H	16740	2 Layer	Bulk - White	40	1st Floor	H 138	TSI	Beige	
18	Building H	16741	1 Layer	Pipe Insulation Fabric - White	20	1st Floor	H 138	TSI	Beige	
19	Building H	16741	2 Layer	Bulk - White	80	1st Floor	H 138	TSI	Beige	
20	Building H	16742	1 Layer	Pipe Insulation Fabric - White	20	1st Floor	H 138A	TSI	Beige	
21	Building H	16743	1 Layer	Pipe Insulation Fabric - White	40	1st Floor	H 138A	TSI	Beige	
22	Building H	16744	1 Layer	Pipe Insulation Fabric - White	20	1st Floor	H 138A	TSI	Beige	
23	Building H	16744	2 Layer	Bulk - White	80	1st Floor	H 138A	TSI	Beige	
24	Building H	16745	1 Layer	Ceramic Tile 4 X 4 - Green	20	1st Floor	H 138A	Wall Tile	Green	4X4
25	Building H	16745	2 Layer	Mastic - Yellow	20	1st Floor	H 138A	Wall Tile	Green	4X4
26	Building H	16746	1 Layer	Ceramic Tile 4 X 4 - Green	20	1st Floor	H 138A	Wall Tile	Green	4X4
27	Building H	16746	2 Layer	Mastic - Yellow	20	1st Floor	H 138A	Wall Tile	Green	4X4
28	Building H	16747	1 Layer	Ceramic Tile 4 X 4 - Green	20	1st Floor	H 138A	Wall Tile	Green	4X4
29	Building H	16747	2 Layer	Mastic - Yellow	20	1st Floor	H 138A	Wall Tile	Green	4X4
30	Building H	17467	2nd Layer	Mastic - Black	80	1st Floor	Hallway	Vinyl Tile	White	12X12 - Next to B
31	Building H	17468	2nd Layer	Mastic - Black	60	1st Floor	Hallway	Vinyl Tile	White	12X12 - Next to B
32	Building H	17469	2nd Layer	Mastic - Black	80	1st Floor	Hallway	Vinyl Tile	White	12X12 - Next to B
33	Building H	17471	3rd Layer	Bulk - Roll Vinyl	80	1st Floor	Hallway	Vinyl Tile	Blue	12X12 - Outside 136&137
34	Building H	17472	3rd Layer	Bulk - Roll Vinyl	80	1st Floor	Hallway	Vinyl Tile	Blue	12X12 - Outside 136&137
35	Building H	17473	1st Layer	Floor Tile - Tan	10	1st Floor	H139	Vinyl Tile	Lt. Brown	9X9
36	Building H	17473	2nd Layer	Mastic - Yellow	10	1st Floor	H139	Vinyl Tile	Lt. Brown	9X9
37	Building H	17474	1st Layer	Floor Tile - Tan	10	1st Floor	H139	Vinyl Tile	Lt. Brown	9X9
38	Building H	17474	2nd Layer	Mastic - Yellow	10	1st Floor	H139	Vinyl Tile	Lt. Brown	9X9
39	Building H	17475	1st Layer	Floor Tile - Tan	10	1st Floor	H139	Vinyl Tile	Lt. Brown	9X9
40	Building H	17475	2nd Layer	Mastic - Yellow	10	1st Floor	H139	Vinyl Tile	Lt. Brown	9X9

	A	B	C	D	E	F	G	H	I	J
1	Building	Sampling I	Layer	Sample Description	% Asbestc	Floor	Room	Material	Color	Field Description
41	Building H	17476	1st Layer	Floor Tile - Yellow/Green	10	1st Floor	H142A	Vinyl Tile	Yellow/Green	9X9
42	Building H	17476	2nd Layer	Mastic - Black	40	1st Floor	H142A	Vinyl Tile	Yellow/Green	9X9
43	Building H	17477	1st Layer	Floor Tile - Yellow/Green	10	1st Floor	H142A	Vinyl Tile	Yellow/Green	9X9
44	Building H	17477	2nd Layer	Mastic - Black	40	1st Floor	H142A	Vinyl Tile	Yellow/Green	9X9
45	Building H	17478	1st Layer	Floor Tile - Yellow/Green	10	1st Floor	H142A	Vinyl Tile	Yellow/Green	9X9
46	Building H	17478	2nd Layer	Mastic - Black	40	1st Floor	H142A	Vinyl Tile	Yellow/Green	9X9
47	Building H	17479	2nd Layer	Mastic - Black	60	1st Floor	Hallway	Vinyl Tile	Off White	12X12 - H118
48	Building H	17480	2nd Layer	Mastic - Black	60	1st Floor	Hallway	Vinyl Tile	Off White	12X12 - H117
49	Building H	17481	2nd Layer	Mastic - Black	40	1st Floor	Hallway	Vinyl Tile	Off White	12X12
50	Building H	17482	1st Layer	Floor Tile - White	30	1st Floor	H115	Vinyl Tile	White	9X9
51	Building H	17482	2nd Layer	Mastic - Dark	30	1st Floor	H115	Vinyl Tile	White	9X9
52	Building H	17483	1st Layer	Floor Tile - White	20	1st Floor	H113	Vinyl Tile	White	9X9
53	Building H	17483	2nd Layer	Mastic - Dark	30	1st Floor	H113	Vinyl Tile	White	9X9
54	Building H	17484	1st Layer	Floor Tile - White	20	1st Floor	H109	Vinyl Tile	White	9X9
55	Building H	17484	2nd Layer	Mastic - Dark	30	1st Floor	H109	Vinyl Tile	White	9X9
56	Building H	17485	1st Layer	Floor Tile - Green	20	1st Floor	H111	Vinyl Tile	Green	9X9
57	Building H	17485	2nd Layer	Mastic - Dark	30	1st Floor	H111	Vinyl Tile	Green	9X9
58	Building H	17486	1st Layer	Floor Tile - Green	10	1st Floor	H112	Vinyl Tile	Green	9X9
59	Building H	17486	2nd Layer	Mastic - Dark	20	1st Floor	H112	Vinyl Tile	Green	9X9
60	Building H	17487	1st Layer	Floor Tile - Green	10	1st Floor	H112	Vinyl Tile	Green	9X9
61	Building H	17487	2nd Layer	Mastic - Dark	20	1st Floor	H112	Vinyl Tile	Green	9X9
62	Building H	17488	1st Layer	Floor Tile - Golden	10	1st Floor	H110	Vinyl Tile	Yellow	9X9
63	Building H	17488	2nd Layer	Mastic - Dark	20	1st Floor	H110	Vinyl Tile	Yellow	9X9
64	Building H	17489	1st Layer	Floor Tile - Golden	10	1st Floor	H110	Vinyl Tile	Yellow	9X9
65	Building H	17489	2nd Layer	Mastic - Dark	20	1st Floor	H110	Vinyl Tile	Yellow	9X9
66	Building H	17490	1st Layer	Floor Tile - Golden	10	1st Floor	H110	Vinyl Tile	Yellow	9X9
67	Building H	17490	2nd Layer	Mastic - Dark	20	1st Floor	H110	Vinyl Tile	Yellow	9X9
68	Building H	17491	2nd Layer	Mastic - Black	20	1st Floor	H109A	Vinyl Tile	Green	12X12
69	Building H	17492	2nd Layer	Mastic - Black	20	1st Floor	H109A	Vinyl Tile	Green	12X12
70	Building H	17493	2nd Layer	Mastic - Black	20	1st Floor	H109A	Vinyl Tile	Green	12X12
71	Building H	17494	1st Layer	Floor Tile Vinyl Roll - Yellow	80	1st Floor	H142	Linoleum	Yellow	White tile underneath
72	Building H	17495	1st Layer	Floor Tile Vinyl Roll - Yellow	80	1st Floor	H142	Linoleum	Yellow	White tile underneath
73	Building H	17496	1st Layer	Floor Tile Vinyl Roll - Yellow	80	1st Floor	H142	Linoleum	Yellow	White tile underneath
74	Building H	17541	1st Layer	Ceiling Tile - Tan w/Brown Sp	10	1st Floor	H115A	Ceramic Wall Tile	Tan w/specks	4X4 Wall
75	Building H	17541	2nd Layer	Mastic - Yellow	10	1st Floor	H115A	Ceramic Wall Tile	Tan w/specks	4X4 Wall
76	Building H	17542	1st Layer	Ceramic Tile - Tan w/Brown S	10	1st Floor	H113A	Ceramic Wall Tile	Tan w/specks	4X4 Wall
77	Building H	17542	2nd Layer	Mastic - Yellow	10	1st Floor	H113A	Ceramic Wall Tile	Tan w/specks	4X4 Wall
78	Building H	17543	1st Layer	Ceramic Tile - Tan w/Brown S	10	1st Floor	H110A	Ceramic Wall Tile	Tan w/specks	4X4 Wall
79	Building H	17543	2nd Layer	Mastic - Yellow	10	1st Floor	H110A	Ceramic Wall Tile	Tan w/specks	4X4 Wall

	A	B	C	D	E	F	G	H	I	J
1	Building	Sampling I	Layer	Sample Description	% Asbestc	Floor	Room	Material	Color	Field Description
80	Building H	17544	1st Layer	Ceramic Tile - Green	10	1st Floor	H111A	Ceramic Wall Tile	Green	4X4 Wall
81	Building H	17544	2nd Layer	Mastic - Yellow	10	1st Floor	H111A	Ceramic Wall Tile	Green	4X4 Wall
82	Building H	17545	1st Layer	Ceramic Tile - Green	10	1st Floor	H112A	Ceramic Wall Tile	Green	4X4 Wall
83	Building H	17545	2nd Layer	Mastic - Yellow	10	1st Floor	H112A	Ceramic Wall Tile	Green	4X4 Wall
84	Building H	17546	1st Layer	Ceramic Tile - Green	10	1st Floor	H117A	Ceramic Wall Tile	Green	4X4 Wall
85	Building H	17546	2nd Layer	Mastic - Yellow	10	1st Floor	H117A	Ceramic Wall Tile	Green	4X4 Wall
86	Building H	17547	1st Layer	Ceramic Tile - Tan w/Brown S	10	1st Floor	H115A	Ceramic Wall Tile	Tan w/specks	2X6 Wall
87	Building H	17547	2nd Layer	Mastic - Yellow	10	1st Floor	H115A	Ceramic Wall Tile	Tan w/specks	2X6 Wall
88	Building H	17548	1st Layer	Ceramic Tile - Tan w/Brown S	10	1st Floor	H113A	Ceramic Wall Tile	Tan w/specks	2X6 Wall
89	Building H	17548	2nd Layer	Mastic - Yellow	10	1st Floor	H113A	Ceramic Wall Tile	Tan w/specks	2X6 Wall
90	Building H	17549	1st Layer	Ceramic Tile - Tan w/Brown S	10	1st Floor	H110A	Ceramic Wall Tile	Tan w/specks	2X6 Wall
91	Building H	17549	2nd Layer	Mastic - Yellow	10	1st Floor	H110A	Ceramic Wall Tile	Tan w/specks	2X6 Wall
92	Building H	17550	1st Layer	Ceramic Tile - Green	10	1st Floor	H112A	Ceramic Wall Tile	Green	2X6 Wall
93	Building H	17550	2nd Layer	Mastic - Yellow	10	1st Floor	H112A	Ceramic Wall Tile	Green	2X6 Wall
94	Building H	17551	1st Layer	Ceramic Tile - Green	10	1st Floor	H111A	Ceramic Wall Tile	Green	2X6 Wall
95	Building H	17551	2nd Layer	Mastic - Yellow	10	1st Floor	H111A	Ceramic Wall Tile	Green	2X6 Wall
96	Building H	17552	1st Layer	Ceramic Tile - Green	10	1st Floor	H117A	Ceramic Wall Tile	Green	2X6 Wall
97	Building H	17552	2nd Layer	Mastic - Yellow	10	1st Floor	H117A	Ceramic Wall Tile	Green	2X6 Wall
98	Building H	17553	1st Layer	Ceramic Tile - Yellow	10	1st Floor	Hall near E	Ceramic Wall Tile	Yellow	4X4 wall
99	Building H	17553	2nd Layer	Mastic - Yellow	10	1st Floor	Hall near E	Ceramic Wall Tile	Yellow	4X4 wall
100	Building H	17560	2nd Layer	Roll Vinyl w/ Mastic - Yellow	20	1st Floor	H137	Carpet	Brown/Blue	
101	Building H	17560	3rd Layer	Roll Vinyl - Pebble	20	1st Floor	H137	Carpet	Brown/Blue	
102	Building H	17561	2nd Layer	Roll Vinyl w/ Mastic - Yellow	20	1st Floor	H137	Carpet	Brown/Blue	
103	Building H	17561	3rd Layer	Roll Vinyl - Pebble	20	1st Floor	H137	Carpet	Brown/Blue	
104	Building H	17562	2nd Layer	Roll Vinyl w/ Mastic - Yellow	20	1st Floor	H137	Carpet	Brown/Blue	
105	Building H	17562	3rd Layer	Roll Vinyl - Pebble	20	1st Floor	H137	Carpet	Brown/Blue	
106	Building H	17566	3rd Layer	Mastic - Dark	10	1st Floor	Hallway	Vinyl base mould	Gray	Outside H139
107	Building H	17567	3rd Layer	Mastic - Dark	10	1st Floor	Hallway	Vinyl base mould	Gray	Outside H141
108	Building H	17568	3rd Layer	Mastic - Dark	10	1st Floor	Hallway	Vinyl base mould	Gray	Outside H134
109	Building H	17569	3rd Layer	Mastic - Dark	10	1st Floor	H139	Vinyl base mould	Tan	
110	Building H	17570	3rd Layer	Mastic - Dark	10	1st Floor	H139	Vinyl base mould	Tan	
111	Building H	17571	3rd Layer	Mastic - Dark	10	1st Floor	H139	Vinyl base mould	Tan	
112	Building H	17572	1st Layer	Ceramic Tile - Yellow	10	1st Floor	Hallway ne	Ceramic Wall Tile	Yellow	4X4 Area B
113	Building H	17572	2nd Layer	Grout - White	10	1st Floor	Hallway ne	Ceramic Wall Tile	Yellow	4X4 Area B
114	Building H	17573	1st Layer	Ceramic Tile - Yellow	10	1st Floor	Hallway ne	Ceramic Wall Tile	Yellow	4X4 Stairwelll
115	Building H	17573	2nd Layer	Grout - White	10	1st Floor	Hallway ne	Ceramic Wall Tile	Yellow	4X4 Stairwelll
116	Building H	17574	1st Layer	Ceramic Tile - White	10	1st Floor	Hallway - T	Ceramic Wall Tile	White	4X4 by H119
117	Building H	17574	2nd Layer	Mastic - Yellow	20	1st Floor	Hallway - T	Ceramic Wall Tile	White	4X4 by H119
118	Building H	17575	1st Layer	Ceramic Tile - White	10	1st Floor	H119	Ceramic Wall Tile	White	4X4 by Fuse Box

	A	B	C	D	E	F	G	H	I	J
1	Building	Sampling	Layer	Sample Description	% Asbesto	Floor	Room	Material	Color	Field Description
119	Building H	17575	2nd Layer	Mastic - White	20	1st Floor	H119	Ceramic Wall Tile	White	4X4 by Fuse Box
120	Building H	17576	1st Layer	Ceramic Tile - White	10	1st Floor	Hallway -	Ceramic Wall Tile	White	4X4 by H119
121	Building H	17576	2nd Layer	Mastic - White	20	1st Floor	Hallway -	Ceramic Wall Tile	White	4X4 by H119
122	Building H	17577	1st Layer	Ceramic Tile - White	10	1st Floor	Hallway -	Ceramic Wall Tile	White	2X6 by H119
123	Building H	17577	2nd Layer	Mastic - Yellow	10	1st Floor	Hallway -	Ceramic Wall Tile	White	2X6 by H119
124	Building H	17578	1st Layer	Ceramic Tile - White	10	1st Floor	Hallway -	Ceramic Wall Tile	White	2X6 by H119
125	Building H	17578	2nd Layer	Mastic - Yellow	10	1st Floor	Hallway -	Ceramic Wall Tile	White	2X6 by H119
126	Building H	17579	1st Layer	Ceramic Tile - White	10	1st Floor	Hallway -	Ceramic Wall Tile	White	2X6 by H119
127	Building H	17579	2nd Layer	Mastic - Yellow	20	1st Floor	Hallway -	Ceramic Wall Tile	White	2X6 by H119
128	Building H	17592	3rd Layer	Mastic - Dark	10	1st Floor	H115	Vinyl base mould	Brown	
129	Building H	17593	3rd Layer	Mastic - Dark	10	1st Floor	H114	Vinyl base mould	Brown	
130	Building H	17594	3rd Layer	Mastic - Dark	10	1st Floor	H114	Vinyl base mould	Brown	
131	Building H	17598	2nd Layer	Mastic - Dark	10	1st Floor	Hallway	Vinyl base mould	Green	
132	Building H	17599	2nd Layer	Mastic - Dark	10	1st Floor	H120	Vinyl base mould	Green	
133	Building H	17600	2nd Layer	Mastic - Dark	10	1st Floor	Hallway	Vinyl base mould	Green	
134	Building H	17601	2nd Layer	Mastic - Dark	10	1st Floor	H139A	Acoustic Tile	White	
135	Building H	17602	2nd Layer	Mastic - Dark	10	1st Floor	H139A	Acoustic Tile	White	
136	Building H	17603	2nd Layer	Mastic - Dark	10	1st Floor	H139A	Acoustic Tile	White	
137	Building H	17604	2nd Layer	Mastic - Dark	10	1st Floor	Hallway	Acoustic Tile	White	
138	Building H	17605	2nd Layer	Mastic - Dark	10	1st Floor	Hallway	Acoustic Tile	White	
139	Building H	17606	2nd Layer	Mastic - Dark	10	1st Floor	Hallway	Acoustic Tile	White	12" Tile
140	Building H	17607	2nd Layer	Mastic - Dark	10	1st Floor	Hallway	Acoustic Tile	White	12" Tile - H118
141	Building H	17608	2nd Layer	Mastic - Dark	10	1st Floor	Hallway	Acoustic Tile	White	12" Tile - H118
142	Building H	17609	2nd Layer	Mastic - Dark	10	1st Floor	Hallway	Acoustic Tile	White	12" Tile - H118
143	Building H	17610	2nd Layer	Mastic - Dark	10	1st Floor	Hallway	Acoustic Tile	White	12" Tile - H116
144	Building H	17611	2nd Layer	Mastic - Dark	10	1st Floor	Hallway	Acoustic Tile	White	12" Tile - H116
145	Building H	17612	2nd Layer	Mastic - Dark	10	1st Floor	Hallway	Acoustic Tile	White	12" Tile - H116
146	Building H	17631	2nd Layer	Plaster	10	2nd Floor	H235	Paint	Yellow	On Plaster
147	Building H	17632	2nd Layer	Plaster	10	2nd Floor	Hallway	Paint	Yellow	On Plaster - Beside H237
148	Building H	17633	2nd Layer	Sheetrock	20	2nd Floor	Hallway	Paint	Yellow	On Sheetrock
149	Building H	17639	2nd Layer	Plaster	10	2nd Floor	Hallway	Paint	Beige	Across from H216
150	Building H	17640	2nd Layer	Plaster - ????	10	2nd Floor	Stairwell	Paint	White	
151	Building H	17641	2nd Layer	Plaster - ????	10	2nd Floor	Stairwell	Paint	White	
152	Building H	17642	2nd Layer	Plaster - ????	10	2nd Floor	Stairwell	Paint	White	
153	Building H	17646	1st Layer	Ceramic Tile - Tan w/Brown sp	10	2nd Floor	Hallway	Ceramic Wall Tile	Tan w/specks	
154	Building H	17646	2nd Layer	Mastic - Yellow	10	2nd Floor	Hallway	Ceramic Wall Tile	Tan w/specks	
155	Building H	17647	1st Layer	Ceramic Tile - Tan w/Brown sp	10	2nd Floor	H224A	Ceramic Wall Tile	Tan w/specks	
156	Building H	17647	2nd Layer	Mastic - Yellow	10	2nd Floor	H224A	Ceramic Wall Tile	Tan w/specks	
157	Building H	17648	1st Layer	Ceramic Tile - Tan w/Brown sp	10	2nd Floor	Hallway	Ceramic Wall Tile	Tan w/specks	

	A	B	C	D	E	F	G	H	I	J
1	Building	Sampling I	Layer	Sample Description	% Asbestc	Floor	Room	Material	Color	Field Description
158	Building H	17648	2nd Layer	Mastic - Yellow	10	2nd Floor	Hallway	Ceramic Wall Tile	Tan w/specks	
159	Building H	17649	1st Layer	Ceramic Tile - Tan w/Brown sp	10	2nd Floor	H220A	Ceramic Wall Tile	Tan w/specks	
160	Building H	17649	2nd Layer	Mastic - Yellow	10	2nd Floor	H220A	Ceramic Wall Tile	Tan w/specks	
161	Building H	17650	1st Layer	Ceramic Tile - Tan w/Brown sp	10	2nd Floor	H221	Ceramic Wall Tile	Tan w/specks	
162	Building H	17650	2nd Layer	Mastic - Yellow	10	2nd Floor	H221	Ceramic Wall Tile	Tan w/specks	
163	Building H	17651	1st Layer	Ceramic Tile - Tan w/Brown sp	10	2nd Floor	H224A	Ceramic Wall Tile	Tan w/specks	2X6
164	Building H	17651	2nd Layer	Mastic - Yellow	10	2nd Floor	H224A	Ceramic Wall Tile	Tan w/specks	2X6
165	Building H	17652	1st Layer	Ceramic Tile - Tan w/Brown sp	10	2nd Floor	H220A	Ceramic Wall Tile	Tan w/specks	2X6
166	Building H	17652	2nd Layer	Mastic - Yellow	10	2nd Floor	H220A	Ceramic Wall Tile	Tan w/specks	2X6
167	Building H	17653	1st Layer	Ceramic Tile - Tan w/Brown sp	10	2nd Floor	H219A	Ceramic Wall Tile	Tan w/specks	2X6
168	Building H	17653	2nd Layer	Mastic - Yellow	10	2nd Floor	H219A	Ceramic Wall Tile	Tan w/specks	2X6
169	Building H	17654	1st Layer	Ceramic Tile - Green	10	2nd Floor	H225A	Ceramic Wall Tile	Green	4X4
170	Building H	17654	2nd Layer	Mastic - Yellow	10	2nd Floor	H225A	Ceramic Wall Tile	Green	4X4
171	Building H	17655	1st Layer	Ceramic Tile - Green	10	2nd Floor	H222A	Ceramic Wall Tile	Green	4X4
172	Building H	17655	2nd Layer	Mastic - Yellow	10	2nd Floor	H222A	Ceramic Wall Tile	Green	4X4
173	Building H	17656	1st Layer	Ceramic Tile - Green	10	2nd Floor	H221	Ceramic Wall Tile	Green	4X4
174	Building H	17656	2nd Layer	Mastic - Yellow	10	2nd Floor	H221	Ceramic Wall Tile	Green	4X4
175	Building H	17657	1st Layer	Ceramic Tile - Green	10	2nd Floor	H225A	Ceramic Wall Tile	Green	2X6
176	Building H	17657	2nd Layer	Mastic - Yellow	10	2nd Floor	H225A	Ceramic Wall Tile	Green	2X6
177	Building H	17658	1st Layer	Ceramic Tile - Green	10	2nd Floor	H222A	Ceramic Wall Tile	Green	2X6
178	Building H	17658	2nd Layer	Mastic - Yellow	10	2nd Floor	H222A	Ceramic Wall Tile	Green	2X6
179	Building H	17659	1st Layer	Ceramic Tile - Green	10	2nd Floor	H221	Ceramic Wall Tile	Green	2X6
180	Building H	17659	2nd Layer	Mastic - Yellow	10	2nd Floor	H221	Ceramic Wall Tile	Green	2X6
181	Building H	17666	2nd Layer	Mastic - Black	20	2nd Floor	H241A	Floor Tile	White	
182	Building H	17667	2nd Layer	Mastic - Black	20	2nd Floor	H237	Floor Tile	White	
183	Building H	17668	2nd Layer	Mastic - Black	20	2nd Floor	H238	Floor Tile	White	
184	Building H	17669	1st Layer	Floor Tile - Lt. Brown	10	2nd Floor	Hallway	Floor Tile	Brown w/specl	Outside of H236
185	Building H	17669	2nd Layer	Mastic - Yellow	10	2nd Floor	Hallway	Floor Tile	Brown w/specl	Outside of H236
186	Building H	17670	1st Layer	Floor Tile - Lt. Brown	10	2nd Floor	Hallway	Floor Tile	Brown w/specl	Outside of H236
187	Building H	17670	2nd Layer	Mastic - Yellow	10	2nd Floor	Hallway	Floor Tile	Brown w/specl	Outside of H236
188	Building H	17671	1st Layer	Floor Tile - Lt. Brown	10	2nd Floor	Hallway	Floor Tile	Brown w/specl	Outside of H236
189	Building H	17671	2nd Layer	Mastic - Yellow	10	2nd Floor	Hallway	Floor Tile	Brown w/specl	Outside of H236
190	Building H	17672	1st Layer	Floor Tile - Green	20	2nd Floor	H225	Floor Tile	Green	9X9
191	Building H	17672	2nd Layer	Mastic - Dark	10	2nd Floor	H225	Floor Tile	Green	9X9
192	Building H	17673	1st Layer	Floor Tile - Green	20	2nd Floor	H225	Floor Tile	Green	9X9
193	Building H	17673	2nd Layer	Mastic - Dark	10	2nd Floor	H225	Floor Tile	Green	9X9
194	Building H	17674	1st Layer	Floor Tile - Green	20	2nd Floor	H222	Floor Tile	Green	9X9
195	Building H	17674	2nd Layer	Mastic - Dark	10	2nd Floor	H222	Floor Tile	Green	9X9
196	Building H	17678	1st Layer	Floor Tile - Tan	10	2nd Floor	H228	Floor Tile	Tan	9X9

	A	B	C	D	E	F	G	H	I	J
1	Building	Sampling I	Layer	Sample Description	% Asbestc	Floor	Room	Material	Color	Field Description
197	Building H	17678	2nd Layer	Mastic - Yellow	10	2nd Floor	H228	Floor Tile	Tan	9X9
198	Building H	17679	1st Layer	Floor Tile - Tan	10	2nd Floor	H228	Floor Tile	Tan	9X9
199	Building H	17679	2nd Layer	Mastic - Yellow	10	2nd Floor	H228	Floor Tile	Tan	9X9
200	Building H	17680	1st Layer	Floor Tile - Tan	10	2nd Floor	H228	Floor Tile	Tan	9X9
201	Building H	17680	2nd Layer	Mastic - Yellow	10	2nd Floor	H228	Floor Tile	Tan	9X9
202	Building H	17699	2nd Layer	Sheetrock	30	2nd Floor	Hallway	Sheetrock	White	By Elevator
203	Building H	17700	2nd Layer	Sheetrock	30	2nd Floor	Hallway	Sheetrock	White	By Elevator
204	Building H	17701	2nd Layer	Sheetrock	40	2nd Floor	Hallway	Sheetrock	White	By Elevator
205	Building H	17702	1st Layer	Ceiling Material	40	2nd Floor	Hallway	Ceiling Tile	White	1X1 - With holes
206	Building H	17703	1st Layer	Ceiling Material	40	2nd Floor	Hallway	Ceiling Tile	White	1X1 - With holes
207	Building H	17704	1st Layer	Ceiling Material	60	2nd Floor	Hallway	Ceiling Tile	White	1X1 - With holes
208	Building H	17705	1st Layer	Ceiling Material	10	2nd Floor	Hallway	Ceiling Tile	White	1X1 - Without holes
209	Building H	17706	1st Layer	Ceiling Material	10	2nd Floor	Hallway	Ceiling Tile	White	1X1 - Without holes
210	Building H	17707	1st Layer	Ceiling Material	10	2nd Floor	Hallway	Ceiling Tile	White	1X1 - Without holes
211	Building H	17708	2nd Layer	Mastic - Dark	10	2nd Floor	Hallway	Ceiling Tile	White	1X1 - Acoustic Tile
212	Building H	17709	2nd Layer	Mastic - Dark	10	2nd Floor	Hallway	Ceiling Tile	White	1X1 - Acoustic Tile
213	Building H	17710	2nd Layer	Mastic - Dark	10	2nd Floor	Hallway	Ceiling Tile	White	1X1 - Acoustic Tile
214	Building H	17720	2nd Layer	Sheetrock	10	3rd Floor	Hallway	Paint	Cream	Next to H359
215	Building H	17721	2nd Layer	Sheetrock	10	3rd Floor	Hallway	Paint	Cream	Across from H358
216	Building H	17728	2nd Layer	Sheetrock	40	3rd Floor	H343	Paint	White	On sheetrock
217	Building H	17729	2nd Layer	Sheetrock	40	3rd Floor	H343	Paint	White	On sheetrock
218	Building H	17736	2nd Layer	Plaster	10	3rd Floor	Stairwell	Paint	Green	On Plaster
219	Building H	17737	2nd Layer	Plaster	10	3rd Floor	Stairwell	Paint	Green	On Plaster
220	Building H	17738	2nd Layer	Plaster	10	3rd Floor	Stairwell	Paint	Green	On Plaster
221	Building H	17742	1st Layer	Ceramic Tile - White	10	3rd Floor	H347	Ceramic Wall Tile	White	3X6 Bullnose
222	Building H	17742	2nd Layer	Mastic - White	10	3rd Floor	H347	Ceramic Wall Tile	White	3X6 Bullnose
223	Building H	17743	1st Layer	Ceramic Tile - White	10	3rd Floor	H347	Ceramic Wall Tile	White	3X6 Bullnose
224	Building H	17743	2nd Layer	Mastic - White	10	3rd Floor	H347	Ceramic Wall Tile	White	3X6 Bullnose
225	Building H	17744	1st Layer	Ceramic Tile - White	10	3rd Floor	H347	Ceramic Wall Tile	White	3X6 Bullnose
226	Building H	17744	2nd Layer	Mastic - White	10	3rd Floor	H347	Ceramic Wall Tile	White	3X6 Bullnose
227	Building H	17745	1st Layer	Ceramic Tile - White	10	3rd Floor	H347	Ceramic Wall Tile	White	3X6
228	Building H	17745	2nd Layer	Mastic - White	10	3rd Floor	H347	Ceramic Wall Tile	White	3X6
229	Building H	17746	1st Layer	Ceramic Tile - White	10	3rd Floor	H347	Ceramic Wall Tile	White	3X6
230	Building H	17746	2nd Layer	Mastic - White	10	3rd Floor	H347	Ceramic Wall Tile	White	3X6
231	Building H	17747	1st Layer	Ceramic Tile - White	10	3rd Floor	H347	Ceramic Wall Tile	White	3X6
232	Building H	17747	2nd Layer	Mastic - White	10	3rd Floor	H347	Ceramic Wall Tile	White	3X6
233	Building H	17748	1st Layer	Ceramic Tile - Green	10	3rd Floor	H347	Ceramic Wall Tile	Cream	3X6 Bullnose
234	Building H	17748	2nd Layer	Mastic - White	10	3rd Floor	H347	Ceramic Wall Tile	Cream	3X6 Bullnose
235	Building H	17749	1st Layer	Ceramic Tile - Green	10	3rd Floor	H347	Ceramic Wall Tile	Cream	3X6 Bullnose

	A	B	C	D	E	F	G	H	I	J
1	Building	Sampling I	Layer	Sample Description	% Asbestc	Floor	Room	Material	Color	Field Description
236	Building H	17749	2nd Layer	Mastic - White	10	3rd Floor	H347	Ceramic Wall Tile	Cream	3X6 Bullnose
237	Building H	17750	1st Layer	Ceramic Tile - Green	10	3rd Floor	H347	Ceramic Wall Tile	Cream	3X6 Bullnose
238	Building H	17750	2nd Layer	Mastic - White	10	3rd Floor	H347	Ceramic Wall Tile	Cream	3X6 Bullnose
239	Building H	17751	1st Layer	Ceramic Tile - Green	10	3rd Floor	H347	Ceramic Wall Tile	Cream	3X6
240	Building H	17751	2nd Layer	Mastic - White	10	3rd Floor	H347	Ceramic Wall Tile	Cream	3X6
241	Building H	17752	1st Layer	Ceramic Tile - Green	10	3rd Floor	H347	Ceramic Wall Tile	Cream	3X6
242	Building H	17752	2nd Layer	Mastic - White	10	3rd Floor	H347	Ceramic Wall Tile	Cream	3X6
243	Building H	17753	1st Layer	Ceramic Tile - Green	10	3rd Floor	H347	Ceramic Wall Tile	Cream	3X6
244	Building H	17753	2nd Layer	Mastic - White	10	3rd Floor	H347	Ceramic Wall Tile	Cream	3X6
245	Building H	17754	1st Layer	Ceramic Tile - Tan w/Brown S	10	3rd Floor	H341	Ceramic Wall Tile	Brown w/Spec	4X4
246	Building H	17754	2nd Layer	Mastic - Yellow	10	3rd Floor	H341	Ceramic Wall Tile	Brown w/Spec	4X4
247	Building H	17755	1st Layer	Ceramic Tile - Tan w/Brown S	10	3rd Floor	H356	Ceramic Wall Tile	Brown w/Spec	4X4
248	Building H	17755	2nd Layer	Mastic - Yellow	10	3rd Floor	H356	Ceramic Wall Tile	Brown w/Spec	4X4
249	Building H	17756	1st Layer	Ceramic Tile - Tan w/Brown S	10	3rd Floor	H354A	Ceramic Wall Tile	Brown w/Spec	4X4
250	Building H	17756	2nd Layer	Mastic - Yellow	10	3rd Floor	H354A	Ceramic Wall Tile	Brown w/Spec	4X4
251	Building H	17757	1st Layer	Ceramic Tile - Tan w/Brown S	10	3rd Floor	H356	Ceramic Wall Tile	Brown w/Spec	4X4
252	Building H	17757	2nd Layer	Mastic - Yellow	10	3rd Floor	H356	Ceramic Wall Tile	Brown w/Spec	4X4
253	Building H	17758	1st Layer	Ceramic Tile - Tan w/Brown S	10	3rd Floor	H354A	Ceramic Wall Tile	Brown w/Spec	4X4
254	Building H	17758	2nd Layer	Mastic - Yellow	10	3rd Floor	H354A	Ceramic Wall Tile	Brown w/Spec	4X4
255	Building H	17759	1st Layer	Ceramic Tile - Tan w/Brown S	10	3rd Floor	H350	Ceramic Wall Tile	Brown w/Spec	4X4
256	Building H	17759	2nd Layer	Mastic - Yellow	10	3rd Floor	H350	Ceramic Wall Tile	Brown w/Spec	4X4
257	Building H	17760	1st Layer	Ceramic Tile - Green	10	3rd Floor	H357	Ceramic Wall Tile	Green	2X6
258	Building H	17760	2nd Layer	Mastic - Yellow	10	3rd Floor	H357	Ceramic Wall Tile	Green	2X6
259	Building H	17761	1st Layer	Ceramic Tile - Green	10	3rd Floor	H344	Ceramic Wall Tile	Green	2X6
260	Building H	17761	2nd Layer	Mastic - Yellow	15	3rd Floor	H344	Ceramic Wall Tile	Green	2X6
261	Building H	17762	1st Layer	Ceramic Tile - Green	10	3rd Floor	H355	Ceramic Wall Tile	Green	2X6
262	Building H	17762	2nd Layer	Mastic - Yellow	10	3rd Floor	H355	Ceramic Wall Tile	Green	2X6
263	Building H	17763	1st Layer	Ceramic Tile - Green	10	3rd Floor	H357	Ceramic Wall Tile	Green	4X4
264	Building H	17763	2nd Layer	Mastic - Yellow	10	3rd Floor	H357	Ceramic Wall Tile	Green	4X4
265	Building H	17764	1st Layer	Ceramic Tile - Green	10	3rd Floor	H344	Ceramic Wall Tile	Green	4X4
266	Building H	17764	2nd Layer	Mastic - Yellow	10	3rd Floor	H344	Ceramic Wall Tile	Green	4X4
267	Building H	17765	1st Layer	Ceramic Tile - Green	10	3rd Floor	H355	Ceramic Wall Tile	Green	4X4
268	Building H	17765	2nd Layer	Mastic - Yellow	10	3rd Floor	H355	Ceramic Wall Tile	Green	4X4
269	Building H	17766	1st Layer	Floor Tile - Cream	10	3rd Floor	H342	Vinyl Tile	Cream	9X9
270	Building H	17766	2nd Layer	Mastic - Yellow	20	3rd Floor	H342	Vinyl Tile	Cream	9X9
271	Building H	17767	1st Layer	Floor Tile - Cream	10	3rd Floor	H342	Vinyl Tile	Cream	9X9
272	Building H	17767	2nd Layer	Mastic - Yellow	10	3rd Floor	H342	Vinyl Tile	Cream	9X9
273	Building H	17768	1st Layer	Floor Tile - Cream	10	3rd Floor	H342	Vinyl Tile	Cream	9X9
274	Building H	17768	2nd Layer	Mastic - Yellow	10	3rd Floor	H342	Vinyl Tile	Cream	9X9

	A	B	C	D	E	F	G	H	I	J
1	Building	Sampling I	Layer	Sample Description	% Asbestc	Floor	Room	Material	Color	Field Description
275	Building H	17769	1st Layer	Floor Tile - Brown	15	3rd Floor	Hallway	Vinyl Tile	Brown	9X9 Outside 341
276	Building H	17769	2nd Layer	Mastic - Black	10	3rd Floor	Hallway	Vinyl Tile	Brown	9X9 Outside 341
277	Building H	17770	1st Layer	Floor Tile - Brown	10	3rd Floor	Hallway	Vinyl Tile	Brown	9X9 Outside 359
278	Building H	17770	2nd Layer	Mastic - Black	10	3rd Floor	Hallway	Vinyl Tile	Brown	9X9 Outside 359
279	Building H	17771	1st Layer	Floor Tile - Brown	10	3rd Floor	Hallway	Vinyl Tile	Brown	9X9 Outside 357
280	Building H	17771	2nd Layer	Mastic - Black	10	3rd Floor	Hallway	Vinyl Tile	Brown	9X9 Outside 357
281	Building H	17772	1st Layer	Floor Tile - Green	10	3rd Floor	H344	Vinyl Tile	Green	9X9
282	Building H	17772	2nd Layer	Mastic - Yellow	10	3rd Floor	H344	Vinyl Tile	Green	9X9
283	Building H	17773	1st Layer	Floor Tile - Green	10	3rd Floor	H346	Vinyl Tile	Green	9X9
284	Building H	17773	2nd Layer	Mastic - Yellow	10	3rd Floor	H346	Vinyl Tile	Green	9X9
285	Building H	17774	1st Layer	Floor Tile - Green	10	3rd Floor	H355	Vinyl Tile	Green	9X9
286	Building H	17774	2nd Layer	Mastic - Yellow	10	3rd Floor	H355	Vinyl Tile	Green	9X9
287	Building H	17784	2nd Layer	Mastic - Dark	10	3rd Floor	Hallway	CT Adhesive	Brown	Next to 359
288	Building H	17785	2nd Layer	Mastic - Dark	10	3rd Floor	Hallway	CT Adhesive	Brown	Outside 357
289	Building H	17786	2nd Layer	Mastic - Dark	10	3rd Floor	Hallway	CT Adhesive	Brown	Outside
290	Building H	17787	1st Layer	Felt Backing	50	3rd Floor	H346	Felt	Black	Behind Wall
291	Building H	17788	1st Layer	Felt Backing	50	3rd Floor	H346	Felt	Black	Behind Wall
292	Building H	17789	1st Layer	Felt Backing	40	3rd Floor	H346	Felt	Black	Behind Wall
293	Building H	17806	1st Layer	Wallpaper - Green	15	3rd Floor	Hallway	Wallpaper	Green	Outside 327
294	Building H	17807	1st Layer	Wallpaper - Green	10	3rd Floor	Hallway	Wallpaper	Green	Outside 329
295	Building H	17808	1st Layer	Wallpaper - Green	20	3rd Floor	Hallway	Wallpaper	Green	Outside 330
296	Building H	17809	1st Layer	Ceramic Tile - Green	10	3rd Floor	H328	Ceramic Wall Tile	Green	2X6 Top Bullnose
297	Building H	17809	2nd Layer	Mastic - Yellow	10	3rd Floor	H328	Ceramic Wall Tile	Green	2X6 Top Bullnose
298	Building H	17810	1st Layer	Ceramic Tile - Green	10	3rd Floor	H329	Ceramic Wall Tile	Green	2X6 Top Bullnose
299	Building H	17810	2nd Layer	Mastic - Yellow	10	3rd Floor	H329	Ceramic Wall Tile	Green	2X6 Top Bullnose
300	Building H	17811	1st Layer	Ceramic Tile - Green	10	3rd Floor	H329	Ceramic Wall Tile	Green	2X6 Top Bullnose
301	Building H	17811	2nd Layer	Mastic - Yellow	10	3rd Floor	H329	Ceramic Wall Tile	Green	2X6 Top Bullnose
302	Building H	17812	1st Layer	Ceramic Tile - Green	10	3rd Floor	H328	Ceramic Wall Tile	Green	2X6
303	Building H	17813	1st Layer	Ceramic Tile - Green	10	3rd Floor	H329	Ceramic Wall Tile	Green	2X6
304	Building H	17814	1st Layer	Ceramic Tile - Green	15	3rd Floor	H329	Ceramic Wall Tile	Green	2X6
305	Building H	17815	1st Layer	Ceramic Tile - Green	10	3rd Floor	H328	Ceramic Wall Tile	Green	1X6 Top Bullnose
306	Building H	17815	2nd Layer	Mastic - ????	15	3rd Floor	H328	Ceramic Wall Tile	Green	1X6 Top Bullnose
307	Building H	17816	1st Layer	Ceramic Tile - Green	10	3rd Floor	H329	Ceramic Wall Tile	Green	1X6 Top Bullnose
308	Building H	17816	2nd Layer	Mastic - ????	15	3rd Floor	H329	Ceramic Wall Tile	Green	1X6 Top Bullnose
309	Building H	17817	1st Layer	Ceramic Tile - Green	10	3rd Floor	H329	Ceramic Wall Tile	Green	1X6 Top Bullnose
310	Building H	17817	2nd Layer	Mastic - ????	15	3rd Floor	H329	Ceramic Wall Tile	Green	1X6 Top Bullnose
311	Building H	17818	1st Layer	Ceramic Tile - Green	10	3rd Floor	H328	Ceramic Wall Tile	Green	2X6 Side Bullnose
312	Building H	17818	2nd Layer	Mastic - ????	15	3rd Floor	H328	Ceramic Wall Tile	Green	2X6 Side Bullnose
313	Building H	17819	1st Layer	Ceramic Tile - Green	10	3rd Floor	H329	Ceramic Wall Tile	Green	2X6 Side Bullnose

	A	B	C	D	E	F	G	H	I	J
1	Building	Sampling I	Layer	Sample Description	% Asbestc	Floor	Room	Material	Color	Field Description
314	Building H	17819	2nd Layer	Mastic - ????	15	3rd Floor	H329	Ceramic Wall Tile	Green	2X6 Side Bullnose
315	Building H	17820	1st Layer	Ceramic Tile - Green	10	3rd Floor	H329	Ceramic Wall Tile	Green	2X6 Side Bullnose
316	Building H	17820	2nd Layer	Mastic - ????	15	3rd Floor	H329	Ceramic Wall Tile	Green	2X6 Side Bullnose
317	Building H	17821	1st Layer	Ceramic Tile - Black	10	3rd Floor	H332	Ceramic Wall Tile	Black	6X6 Base Tile
318	Building H	17821	2nd Layer	Mastic - ????	10	3rd Floor	H332	Ceramic Wall Tile	Black	6X6 Base Tile
319	Building H	17822	1st Layer	Ceramic Tile - Black	10	3rd Floor	H332	Ceramic Wall Tile	Black	6X6 Base Tile
320	Building H	17822	2nd Layer	Mastic - ????	10	3rd Floor	H332	Ceramic Wall Tile	Black	6X6 Base Tile
321	Building H	17823	1st Layer	Ceramic Tile - Black	10	3rd Floor	H332	Ceramic Wall Tile	Black	6X6 Base Tile
322	Building H	17823	2nd Layer	Mastic - ????	10	3rd Floor	H332	Ceramic Wall Tile	Black	6X6 Base Tile
323	Building H	17824	1st Layer	Ceramic Tile - White	10	3rd Floor	H332	Ceramic Wall Tile	White	2X6 Bullnose
324	Building H	17824	2nd Layer	Mastic - ????	10	3rd Floor	H332	Ceramic Wall Tile	White	2X6 Bullnose
325	Building H	17825	1st Layer	Ceramic Tile - White	10	3rd Floor	H332	Ceramic Wall Tile	White	2X6 Bullnose
326	Building H	17825	2nd Layer	Mastic - ????	10	3rd Floor	H332	Ceramic Wall Tile	White	2X6 Bullnose
327	Building H	17826	1st Layer	Ceramic Tile - White	10	3rd Floor	H332	Ceramic Wall Tile	White	2X6 Bullnose
328	Building H	17826	2nd Layer	Mastic - ????	10	3rd Floor	H332	Ceramic Wall Tile	White	2X6 Bullnose
329	Building H	17827	1st Layer	Ceramic Tile - White	10	3rd Floor	H332	Ceramic Wall Tile	White	4X4
330	Building H	17827	2nd Layer	Mastic - ????	15	3rd Floor	H332	Ceramic Wall Tile	White	4X4
331	Building H	17828	1st Layer	Ceramic Tile - White	10	3rd Floor	H332	Ceramic Wall Tile	White	4X4
332	Building H	17828	2nd Layer	Mastic - ????	15	3rd Floor	H332	Ceramic Wall Tile	White	4X4
333	Building H	17829	1st Layer	Ceramic Tile - White	10	3rd Floor	H332	Ceramic Wall Tile	White	4X4
334	Building H	17829	2nd Layer	Mastic - ????	15	3rd Floor	H332	Ceramic Wall Tile	White	4X4
335	Building H	17830	1st Layer	Floor Tile - White	10	3rd Floor	H332	Vinyl Tile	White	9X9
336	Building H	17830	2nd Layer	Mastic - Black	20	3rd Floor	H332	Vinyl Tile	White	9X9
337	Building H	17831	1st Layer	Floor Tile - White	10	3rd Floor	H332	Vinyl Tile	White	9X9
338	Building H	17831	2nd Layer	Mastic - Black	20	3rd Floor	H332	Vinyl Tile	White	9X9
339	Building H	17832	1st Layer	Floor Tile - White	10	3rd Floor	H332	Vinyl Tile	White	9X9
340	Building H	17832	2nd Layer	Mastic - Black	20	3rd Floor	H332	Vinyl Tile	White	9X9
341	Building H	17833	1st Layer	Floor Tile - Green w/Black Spe	10	3rd Floor	Hallway	Vinyl Tile	Green	9X9 - Br. Tile underneath
342	Building H	17833	2nd Layer	Mastic - ????	10	3rd Floor	Hallway	Vinyl Tile	Green	9X9 - Br. Tile underneath
343	Building H	17834	1st Layer	Floor Tile - Green w/Black Spe	10	3rd Floor	H328	Vinyl Tile	Green	9X9 - Br. Tile underneath
344	Building H	17834	2nd Layer	Mastic - ????	10	3rd Floor	H328	Vinyl Tile	Green	9X9 - Br. Tile underneath
345	Building H	17835	1st Layer	Floor Tile - Green w/Black Spe	10	3rd Floor	H327	Vinyl Tile	Green	9X9 - Br. Tile underneath
346	Building H	17835	2nd Layer	Mastic - ????	10	3rd Floor	H327	Vinyl Tile	Green	9X9 - Br. Tile underneath
347	Building H	17839	2nd Layer	Mastic - Yellow	10	3rd Floor	Hallway	Vinyl base mould	Black	6" Outside 330
348	Building H	17840	2nd Layer	Mastic - Yellow	10	3rd Floor	Hallway	Vinyl base mould	Black	6" Outside 328
349	Building H	17841	2nd Layer	Mastic - Yellow	10	3rd Floor	H335	Vinyl base mould	Black	6"
350	Building H	17851	1st Layer	Basemoulding - Tan	10	3rd Floor	H341	Vinyl base mould	Green	4"
351	Building H	17851	2nd Layer	Paint - Green	10	3rd Floor	H341	Vinyl base mould	Green	4"
352	Building H	17851	3rd Layer	Mastic - Dark	10	3rd Floor	H341	Vinyl base mould	Green	4"

	A	B	C	D	E	F	G	H	I	J
1	Building	Sampling	Layer	Sample Description	% Asbestc	Floor	Room	Material	Color	Field Description
353	Building H	17852	1st Layer	Basemoulding - Tan	10	3rd Floor	H341	Vinyl base mould	Green	4"
354	Building H	17852	2nd Layer	Paint - Green	10	3rd Floor	H341	Vinyl base mould	Green	4"
355	Building H	17852	3rd Layer	Mastic - Dark	10	3rd Floor	H341	Vinyl base mould	Green	4"
356	Building H	17853	1st Layer	Basemoulding - Tan	10	3rd Floor	H341	Vinyl base mould	Green	4"
357	Building H	17853	2nd Layer	Paint - Green	10	3rd Floor	H341	Vinyl base mould	Green	4"
358	Building H	17853	3rd Layer	Mastic - Dark	10	3rd Floor	H341	Vinyl base mould	Green	4"
359	Building H	17854	2nd Layer	Mastic - Dark	10	3rd Floor	H341	Acustic Ceiling Ti	White	1X1 - Unique
360	Building H	17855	2nd Layer	Mastic - Dark	10	3rd Floor	H341	Acustic Ceiling Ti	White	1X1 - Unique
361	Building H	17856	2nd Layer	Mastic - Dark	10	3rd Floor	H341	Acustic Ceiling Ti	White	1X1 - Unique
362	Building H	17857	2nd Layer	Mastic - Dark	10	3rd Floor	Hallway	Vinyl base mould	Green	6" Btw 337-339
363	Building H	17858	2nd Layer	Mastic - Dark	10	3rd Floor	Hallway	Vinyl base mould	Green	6" Btw 337-339
364	Building H	17859	2nd Layer	Mastic - Dark	10	3rd Floor	Hallway	Vinyl base mould	Green	6" Btw 337-339
365	Building H	17860	1st Layer	Caulk - White/Black	15	Roof	Roof	Caulk	Gray	on Metal Flashing
366	Building H	17861	1st Layer	Caulk - White/Black	15	Roof	Roof	Caulk	Gray	on Metal Flashing
367	Building H	17862	1st Layer	Caulk - White/Black	15	Roof	Roof	Caulk	Gray	on Metal Flashing
368	Building H	17863	1st Layer	Caulk - Gray	10	Roof	Roof	Caulk	Gray/White	btw top bricks
369	Building H	17864	1st Layer	Caulk - Gray	15	Roof	Roof	Caulk	Gray/White	btw top bricks
370	Building H	17865	1st Layer	Caulk - Gray	10	Roof	Roof	Caulk	Gray/White	btw top bricks
371	Building H	17872	1st Layer	Roof/Flashing/Tar	60	Roof	Roof	Coating	Black	On Metal Flashing
372	Building H	17873	1st Layer	Roof/Flashing/Tar	60	Roof	Roof	Coating	Black	On Metal Flashing
373	Building H	17874	1st Layer	Roof/Flashing/Tar	80	Roof	Roof	Coating	Black	On Metal Flashing
374	Building H	17875	1st Layer	Sealent - Black	30	Roof	Roof	Sealent	Black	Btw seams - Northside
375	Building H	17876	1st Layer	Sealent - Black	30	Roof	Roof	Sealent	Black	Btw seams - Northside
376	Building H	17877	1st Layer	Sealent - Black	30	Roof	Roof	Sealent	Black	Btw seams - Northside
377	Building H	17884	1st Layer	Sealent/Fabric - Black/White	60	Roof	Roof	Sealent	Black	Under top ledge - Northside
378	Building H	17885	1st Layer	Sealent/Fabric - Black/White	40	Roof	Roof	Sealent	Black	Under top ledge - Northside
379	Building H	17886	1st Layer	Sealent/Fabric - Black/White	40	Roof	Roof	Sealent	Black	Under top ledge - Northside
380	Building H	17887	1st Layer	Sealent - Black/White	60	Roof	Roof	Sealent	Black	On Top of ledge - Northside
381	Building H	17888	1st Layer	Sealent - Black/White	60	Roof	Roof	Sealent	Black	On Top of ledge - Northside
382	Building H	17889	1st Layer	Sealent - Black/White	60	Roof	Roof	Sealent	Black	On Top of ledge - Northside
383	Building H	17890	1st Layer	Pipe Insulation Tar - Black	60	Roof	Roof	TSI	Dark Gray	Bottom Joint - Right of Mech Room do
384	Building H	17892	1st Layer	Pipe Insulation Tar - Black	60	Roof	Roof	TSI	Dark Gray	Bottom Joint - Right of Mech Room do
385	Building H	17893	1st Layer	Pipe Insulation Tar - Black	80	Roof	Roof	TSI	Yellow	Small Stack, Bottom Joint - Facing Me
386	Building H	17894	1st Layer	Pipe Insulation - White	20	Roof	Roof	TSI	Dark Gray	Top Joint - Adjacent to Mech Room
387	Building H	17894	2nd Layer	Pipe Insulation Tar - Black	60	Roof	Roof	TSI	Dark Gray	Top Joint - Adjacent to Mech Room
388	Building H	17895	1st Layer	Pipe Insulation Tar - Black	60	Roof	Roof	TSI	Dark Gray	Top Joint - Right Side of Mech Room$
389	Building H	17896	1st Layer	Mud - Gray	40	Roof	Roof	Joint Mud	Gray	Top Joint - Left of Mech Room Door
390	Building H	17897	1st Layer	Mud - Gray	40	Roof	Roof	Joint Mud	Gray	Top Joint - Left of Mech Room Door
391	Building H	17898	1st Layer	Mud - Gray	50	Roof	Roof	Joint Mud	Gray	Bottom Joint - Opposite Mech Room D

	A	B	C	D	E	F	G	H	I	J
1	Building	Sampling	Layer	Sample Description	% Asbestc	Floor	Room	Material	Color	Field Description
392	Building H	17899	1st Layer	Caulk - Multi	15	Roof	Roof	Caulk	Multi	Window of Mech Room
393	Building H	17900	1st Layer	Caulk - Multi	15	Roof	Roof	Caulk	Multi	Window of Mech Room
394	Building H	17901	1st Layer	Caulk - Multi	15	Roof	Roof	Caulk	Multi	Window of Mech Room
395	Building H	17908	1st Layer	Pipe Insulation - Bulk	10	Roof	Roof	Sealent	White	On pipe - Nearest to SW Corner
396	Building H	17908	2nd Layer	Mastic - Black	10	Roof	Roof	Sealent	White	On pipe - Nearest to SW Corner
397	Building H	17909	1st Layer	Pipe Insulation - Bulk	10	Roof	Roof	Sealent	White	On pipe - Center of West Wall
398	Building H	17909	2nd Layer	Mastic - Black	10	Roof	Roof	Sealent	White	On pipe - Center of West Wall
399	Building H	17910	1st Layer	Pipe Insulation - Bulk	10	Roof	Roof	Sealent	White	On pipe - 8ft south of AC
400	Building H	17910	2nd Layer	Mastic - Black	10	Roof	Roof	Sealent	White	On pipe - 8ft south of AC
401	Building H	17917	1st Layer	Patch Fabric - Gray	20	Roof	Roof	A/C Fabric	Gray	
402	Building H	17917	2nd Layer	Tar	10	Roof	Roof	A/C Fabric	Gray	
403	Building H	17918	1st Layer	Patch Fabric - Gray	20	Roof	Roof	A/C Fabric	Gray	
404	Building H	17918	2nd Layer	Tar	10	Roof	Roof	A/C Fabric	Gray	
405	Building H	17919	1st Layer	Patch Fabric - Gray	20	Roof	Roof	A/C Fabric	Gray	
406	Building H	17919	2nd Layer	Tar	10	Roof	Roof	A/C Fabric	Gray	
407	Building H	17920	1st Layer	Paint - Tan (Stucco??)	5	Roof	Roof	Paint	Tan	On Mortar - Smokestack
408	Building H	17921	1st Layer	Paint - Tan (Stucco??)	10	Roof	Roof	Paint	Tan	On Mortar - Smokestack
409	Building H	17922	1st Layer	Paint - Tan (Stucco??)	5	Roof	Roof	Paint	Tan	On Mortar - Smokestack
410	Building H	17926	1st Layer	Sealant - Gray	10	Roof	Roof	Sealent	Black	Around Tower on Northside
411	Building H	17927	1st Layer	Sealant - Gray	10	Roof	Roof	Sealent	Black	Around Tower on Northside
412	Building H	17928	1st Layer	Sealant - Gray	10	Roof	Roof	Sealent	Black	Around Tower on Northside
413	Building H	17929	1st Layer	Roof Shingle - Green	60	Roof	Roof	Roll Roofing	Green	Southside
414	Building H	17930	1st Layer	Roof Shingle - Green	40	Roof	Roof	Roll Roofing	Green	Southside
415	Building H	17931	1st Layer	Roof Shingle - Green	50	Roof	Roof	Roll Roofing	Green	Southside
416	Building H	17941	2nd Layer	Tar	10	Roof	Roof	Roll Roofing	Black	Metal cap on Southside Roof
417	Building H	17942	2nd Layer	Tar	15	Roof	Roof	Roll Roofing	Black	Metal cap on Southside Roof
418	Building H	17943	2nd Layer	Tar	10	Roof	Roof	Roll Roofing	Black	Metal cap on Southside Roof
419	Building H	17944	1st Layer	Paint/Fabric - White	20	Roof	Roof	TSI	White	In Elevator Room
420	Building H	17944	2nd Layer	Loose Bulk - Whte	20	Roof	Roof	TSI	White	In Elevator Room
421	Building H	17945	1st Layer	Paint/Fabric - White	15	Roof	Roof	TSI	White	In Elevator Room
422	Building H	17945	2nd Layer	Loose Bulk - Whte	15	Roof	Roof	TSI	White	In Elevator Room
423	Building H	17946	1st Layer	Paint/Fabric - White	20	Roof	Roof	TSI	White	In Elevator Room
424	Building H	17946	2nd Layer	Loose Bulk - Whte	15	Roof	Roof	TSI	White	In Elevator Room
425	Building H	18058	2nd Layer	Plaster	10	3rd Floor	H340	Paster	Tan	
426	Building H	18059	2nd Layer	Plaster	10	2nd Floor	H219	Paster	Tan	
427	Building H	18178	2nd Layer	Sheetrock	10	1st Floor	Hallway	Sheetrock	White	
428	Building H	18179	2nd Layer	Plaster - White	3	1st Floor	H117	Plaster	White	By Window to brick
429	Building H	18186	2nd Layer	Paster	10	2nd Floor	Hallway	Sheetrock	White	And Plaster
430	Building H	18195	1st Layer	Floor Tile - Lt. Brown	5	2nd Floor	Hallway	Floor Tile	Brown	Resample

	A	B	C	D	E	F	G	H	I	J
1	Building	Sampling I	Layer	Sample Description	% Asbestc	Floor	Room	Material	Color	Field Description
431	Building H	18195	2nd Layer	Mastic - Yellow	5	2nd Floor	Hallway	Floor Tile	Brown	Resample
432	Building H	18196	1st Layer	Floor Tile - Lt. Brown	10	2nd Floor	Hallway	Floor Tile	Brown	Resample
433	Building H	18196	2nd Layer	Mastic - Yellow	10	2nd Floor	Hallway	Floor Tile	Brown	Resample

APPENDIX F

	A	B	C	D	E	Building B	HotG	H	I	J
1	Building	Sampling	Layer	Sample Description	% Asbest	Floor	Room	Material	Color	Field Description
2	Building B	16980	1st Layer	Floor Tile - White	Trace	Basement	Lobby	Floor Tile	White	12X12
3	Building B	16981	1st Layer	Floor Tile - White	Trace	Basement	Hallway	Floor Tile	White	12X12 Door of B 001
4	Building B	16984	1st Layer	Floor Tile - Beige	Trace	Basement	Stairwell	Floor Tile	Gray/Tan	12X12 Bottom Landing
5	Building B	17071	1st Layer	Baseboard - Black	Trace	Basement	Stairwell	Baseboard	Blue	
6	Building B	17092	1st Layer	Paint - Beige	Trace	1st Floor	B140	Paint	Tan	Over Paneling
7	Building B	17137	2nd Layer	Paper	Trace	1st Floor	B155C	Ceramic Tile	Brown	1X1
8	Building B	17138	2nd Layer	Paper	Trace	1st Floor	B155C	Ceramic Tile	Brown	1X1
9	Building B	17139	2nd Layer	Paper	Trace	1st Floor	B155K	Ceramic Tile	Brown	1X1
10	Building B	17155	1st Layer	Pipe Insulation - Black F	Trace	Basement	B002	TSI	Black	In back of room
11	Building B	17157	1st Layer	Pipe Insulation - Black F	Trace	Basement	B003	TSI	Black	First pipe from back wall
12	Building B	17158	1st Layer	Pipe Insulation - Black F	Trace	Basement	B003	TSI	Black	2nd pipe from back wall
13	Building B	17160	1st Layer	Pipe Insulation - White F	Trace	Basement	B005	TSI	White	Lowest hanging pipe
14	Building B	17179	2nd Layer	Bulk	Trace	2nd Floor	Hallway	Paint	Tan	On Sheetrock - by 246
15	Building B	17181	2nd Layer	Bulk	Trace	2nd Floor	Hallway	Paint	Tan	On Sheetrock - by 256
16	Building B	17184	2nd Layer	Bulk	Trace	2nd Floor	B259	Paint	Tan	On Sheetrock
17	Building B	17185	2nd Layer	Bulk	Trace	2nd Floor	B258	Paint	Tan	On Sheetrock
18	Building B	17198	1st Layer	Paint - White Cream	Trace	2nd Floor	B264	Paint	Light Green	
19	Building B	17199	1st Layer	Paint - White Cream	Trace	2nd Floor	B264	Paint	Light Green	
20	Building B	17200	1st Layer	Paint - White Cream	Trace	2nd Floor	B264	Paint	Light Green	
21	Building B	17215	1st Layer	Paint - Brown	Trace	1st Floor	Hallway	Paint	Brown	Door Trim B148
22	Building B	17216	1st Layer	Paint - Brown	Trace	1st Floor	Hallway	Paint	Brown	Door Trim B154C
23	Building B	17218	1st Layer	Paint - White	Trace	1st Floor	B154A	Paint	Off White	On Cinderblock
24	Building B	17219	1st Layer	Paint - White	Trace	1st Floor	B154A	Paint	Off White	On Cinderblock
25	Building B	17224	1st Layer	Paint - White	Trace	1st Floor	B161	Paint	White	On Plaster
26	Building B	17225	1st Layer	Paint - White	Trace	1st Floor	B161	Paint	White	On Plaster
27	Building B	17226	1st Layer	Paint - White	Trace	1st Floor	B161	Paint	White	On Plaster
28	Building B	17227	1st Layer	Paint - Navy Blue	Trace	1st Floor	B161	Paint	Blue	On Plaster
29	Building B	17228	1st Layer	Paint - Navy Blue	Trace	1st Floor	B161	Paint	Blue	On Plaster
30	Building B	17229	1st Layer	Paint - Navy Blue	Trace	1st Floor	B161	Paint	Blue	On Plaster
31	Building B	17233	1st Layer	Paint - Peach	Trace	1st Floor	B171	Paint	Pink	Over Wallpaper
32	Building B	17234	1st Layer	Paint - Peach	Trace	1st Floor	B171	Paint	Pink	Over Sheetrock
33	Building B	17239	1st Layer	Paint - Drk. Beige	Trace	1st Floor	B173	Paint	Rust	On Plaster
34	Building B	17240	1st Layer	Paint - Drk. Beige	Trace	1st Floor	B173A	Paint	Rust	On Plaster
35	Building B	17241	1st Layer	Paint - Drk. Beige	Trace	1st Floor	B173A	Paint	Rust	On Plaster
36	Building B	17245	1st Layer	Paint - Beige	Trace	1st Floor	Hallway	Paint	Lt. Tan	On Plaster
37	Building B	17246	1st Layer	Paint - Beige	Trace	1st Floor	Hallway	Paint	Lt. Tan	On Plaster
38	Building B	17247	1st Layer	Paint - Beige	Trace	1st Floor	B168	Paint	Tan	Over Wallpaper
39	Building B	17248	1st Layer	Paint - Tan	Trace	1st Floor	B168	Paint	Tan	Over Wallpaper
40	Building B	17249	1st Layer	Paint - Tan	Trace	1st Floor	B168	Paint	Tan	Over Wallpaper
41	Building B	17250	1st Layer	Paint - Tan	Trace	1st Floor	B172A	Putty	White	On Wood
42	Building B	17261	1st Layer	Paint - Olive Green	Trace	1st Floor	B146	Paint	Green	On Plaster

	A	B	C	D	E	Building B_HotG		H	I	J
1	Building	Sampling	Layer	Sample Description	% Asbest	Floor	Room	Material	Color	Field Description
43	Building B	17262	1st Layer	Paint - Olive Green	Trace	1st Floor	B146	Paint	Green	On Plaster
44	Building B	17263	1st Layer	Paint - Olive Green	Trace	1st Floor	B146	Paint	Green	On Plaster
45	Building B	17265	2nd Layer	Bulk	Trace	1st Floor	B147G	Paint	Dark Yellow	On Sheetrock
46	Building B	17273	1st Layer	Paint - Green	Trace	1st Floor	B147E	Paint	Green	On Marble Contertop
47	Building B	17274	1st Layer	Paint - Green	Trace	1st Floor	B147E	Paint	Green	On Marble Contertop
48	Building B	17275	1st Layer	Paint - Green	Trace	1st Floor	B147E	Paint	Green	On Marble Contertop
49	Building B	17276	1st Layer	Paint - Lt. Green	Trace	1st Floor	B155A	Paint	Lt. Green	On Cinderblock
50	Building B	17278	1st Layer	Paint - Lt. Green	Trace	1st Floor	B155A	Paint	Lt. Green	On Cinderblock
51	Building B	17330	2nd Layer	Mastic - Gray	Trace	1st Floor	B155B	Ceramic Tile	White	2X6
52	Building B	17331	2nd Layer	Mastic - Gray	Trace	1st Floor	B155B	Ceramic Tile	White	2X6
53	Building B	17332	2nd Layer	Mastic - Gray	Trace	1st Floor	B155B	Ceramic Tile	White	2X6
54	Building B	17338	2nd Layer	Mastic - ???	Trace	1st Floor	B153	Ceramic Tile	Dark Yellow	4X4
55	Building B	17339	2nd Layer	Mastic - ???	Trace	1st Floor	B153	Ceramic Tile	Dark Yellow	4X4
56	Building B	17340	2nd Layer	Mastic - ???	Trace	1st Floor	B153	Ceramic Tile	Dark Yellow	4X4
57	Building B	17343	1st Layer	Floor Tile 12X12 - White	Trace	1st Floor	Hallway - Ma	Vinyl Tile	White & Brown	12X12 Under big window
58	Building B	17374	1st Layer	Baseboard - Yellow	Trace	1st Floor	B160	Moulding	Yellow	
59	Building B	17375	1st Layer	Baseboard - Yellow	Trace	1st Floor	B160	Moulding	Yellow	
60	Building B	17376	1st Layer	Baseboard - Yellow	Trace	1st Floor	B160	Moulding	Yellow	
61	Building B	17968	1st Layer	Caulk - Gray	Trace	2nd Floor	Roof	Caulk	Tan/Green	Around Windows Old Building E.Side
62	Building B	17969	1st Layer	Caulk - Gray	Trace	2nd Floor	Roof	Caulk	Tan/Green	Around Windows Old Building E.Side
63	Building B	17970	1st Layer	Caulk - Gray	Trace	2nd Floor	Roof	Caulk	Tan/Green	Around Windows Old Building E.Side
64	Building B	17974	1st Layer	Sealent - Black	Trace	1st Floor	Roof	Sealent	Black	Next to Windows SE Side
65	Building B	17975	1st Layer	Sealent - Black	Trace	1st Floor	Roof	Sealent	Black	Next to Windows SE Side
66	Building B	17976	1st Layer	Sealent - Black	Trace	1st Floor	Roof	Sealent	Black	Next to Windows SE Side
67	Building B	17977	1st Layer	Sealent - Black	Trace	1st Floor	Roof	Sealent	Black	On Roofing next to Windows
68	Building B	17978	1st Layer	Sealent - Black	Trace	1st Floor	Roof	Sealent	Black	On Roofing next to Windows
69	Building B	17979	1st Layer	Sealent - Black	Trace	1st Floor	Roof	Sealent	Black	On Roofing next to Windows
70	Building B	18063	2nd Layer	Concrete	Trace	1st Floor	Hallway-Mai	Concrete	Gray	Btw B155 and Vending
71	Building B	18069	1st Layer	Pipe Insulation Bulk - Gl	Trace	Basement	B005	TSI	White	Elbow - 5th pipe
72	Building B	18070	1st Layer	Pipe Insulation Bulk - Gl	Trace	Basement	B005	TSI	White	Elbow - 5th pipe
73	Building B	18071	1st Layer	Pipe Insulation Bulk - Gl	Trace	Basement	B005	TSI	White	Elbow - 4th pipe
74	Building B	18081	1st Layer	Pipe Insulation Fabric -	Trace	Basement	Boiler Room	TSI	White	"T" joint btw top & middle tank
75	Building B	18083	1st Layer	Pipe Insulation Fabric -	Trace	Basement	Boiler Room	TSI	White	On square air vent
76	Building B	18100	1st Layer	Pipe Insultation Rubber	Trace	Basement	Boiler Hall A	TSI	Black	Elbow right of 18096
77	Building B	18100	2nd Layer	Tar	Trace	Basement	Boiler Hall A	TSI	Black	Elbow right of 18096
78	Building B	18105	1st Layer	Ceiling Material - ?????	Trace	Basement	Boiler Room	TSI	White	Vertical next ot ICE cooler
79	Building B	18185	3rd Layer	Paper Backing	Trace	2nd Floor	Hallway	Sheetrock	Gray	By B262
80	Building	Sampling	Layer	Sample Discription	% Asbest	Floor	Room	Material	Color	Field Discription
81	Building B	17407	2nd Layer	Mastic - Black	80	2nd Floor	Stairwell	Vinyl Floor Tile	Green&White	12X12 top step
82	Building B	17413	2nd Layer	Mastic - Black	80	2nd Floor	Hallway	Vinyl Floor Tile	Gray&White	12X12 btw 248&250
83	Building B	17414	2nd Layer	Mastic - Black	80	2nd Floor	Hallway	Vinyl Floor Tile	Gray&White	12X12 btw 255&257

	A	B	C	D	E	Building B_HotG		H	I	J
1	Building	Sampling	Layer	Sample Description	% Asbest	Floor	Room	Material	Color	Field Description
84	Building B	17418	2nd Layer	Mastic - Black	80	2nd Floor	B248	Vinyl Floor Tile	Tan	12X12
85	Building B	18136	2nd Layer	Pipe Insultation Bulk - W	80	Basement	Boiler Room	TSI	White	Vertical run 16ft next to breaker box
86	Building B	18145	2nd Layer	Pipe Insultation Bulk - W	80	Basement	Boiler Room	TSI	White	Elbow 14ft right of tunnel ent.
87	Building B	18148	2nd Layer	Pipe Insultation Bulk - W	80	Basement	Boiler Room	TSI	White	On Valve 14ft right of tunnel ent.
88	Building B	18149	2nd Layer	Pipe Insultation Bulk - W	80	Basement	Boiler Room	TSI	White	Horizontal run 14ft right of tunnel ent.
89	Building B	17359	2nd Layer	Mastic - Black	60	1st Floor	B167	Vinyl Tile	Lt. Green	12X12
90	Building B	17360	2nd Layer	Mastic - Black	60	1st Floor	B167	Vinyl Tile	Lt. Green	12X12
91	Building B	17408	2nd Layer	Mastic - Black	60	2nd Floor	Lobby	Vinyl Floor Tile	Green&White	12X12 front of elevator
92	Building B	17409	2nd Layer	Mastic - Black	60	2nd Floor	Lobby	Vinyl Floor Tile	Green&White	12X12 next to 262
93	Building B	17411	2nd Layer	Mastic - Black	60	2nd Floor	B243A	Vinyl Floor Tile	Gray speckled	12X12
94	Building B	17416	2nd Layer	Mastic - Black	60	2nd Floor	B248	Vinyl Floor Tile	Tan	12X12
95	Building B	17971	1st Layer	Roofing - Black	60	1st Floor	Roof	Roofing	Black	On Black Ridge next to A/C SE side
96	Building B	17971	2nd Layer	Sealent/Tar	60	1st Floor	Roof	Roofing	Black	On Black Ridge next to A/C SE side
97	Building B	17972	1st Layer	Roofing - Black	60	1st Floor	Roof	Roofing	Black	On Black Ridge next to A/C SE side
98	Building B	17972	2nd Layer	Sealent/Tar	60	1st Floor	Roof	Roofing	Black	On Black Ridge next to A/C SE side
99	Building B	17973	1st Layer	Roofing - Black	60	1st Floor	Roof	Roofing	Black	On Black Ridge next to A/C SE side
100	Building B	17973	2nd Layer	Sealent/Tar	60	1st Floor	Roof	Roofing	Black	On Black Ridge next to A/C SE side
101	Building B	17986	1st Layer	Sealent - Black	60	1st Floor	Roof	Sealent	Black	On Flashing and Roof next to Old. B
102	Building B	17987	1st Layer	Sealent - Black	60	1st Floor	Roof	Sealent	Black	On Flashing and Roof next to Old. B
103	Building B	17988	1st Layer	Sealent - Black	60	1st Floor	Roof	Sealent	Black	On Flashing and Roof next to Old. B
104	Building B	17992	1st Layer	Sealent - Black	60	1st Floor	Roof	Sealent	Black	Around brick cap under large blower
105	Building B	17993	1st Layer	Sealent - Black	60	1st Floor	Roof	Sealent	Black	Around brick cap under large blower
106	Building B	17994	1st Layer	Sealent - Black	60	1st Floor	Roof	Sealent	Black	Around brick cap under large blower
107	Building B	18074	2nd Layer	Mastic - Dark	60	Basement	B005	TSI	White	Straight pipe left of light
108	Building B	18084	1st Layer	Pipe Insulation Paper	60	Basement	Boiler Room	TSI	White	Pipe directly under air vent
109	Building B	18084	2nd Layer	Pipe Insultation Bulk - W	60	Basement	Boiler Room	TSI	White	Pipe directly under air vent
110	Building B	18085	1st Layer	Pipe Insulation Paper	60	Basement	Boiler Room	TSI	White	On rectangular protrusion
111	Building B	18085	2nd Layer	Pipe Insultation Bulk - W	60	Basement	Boiler Room	TSI	White	On rectangular protrusion
112	Building B	18103	2nd Layer	Pipe Insultation Bulk - B	60	Basement	Boiler Room	TSI	Black	Vertical pipe next to ICE cooler
113	Building B	18106	2nd Layer	Pipe Insultation Bulk - W	60	Basement	Boiler Room	TSI	White	Top of tank
114	Building B	18109	2nd Layer	Pipe Insultation Bulk - B	60	Basement	Boiler Room	TSI	White	Vertical pipe to left of Tunnel ent.
115	Building B	18110	2nd Layer	Pipe Insultation Bulk - W	60	Basement	Boiler Room	TSI	White	Vertical pipe to left of Tunnel ent.
116	Building B	18129	2nd Layer	Pipe Insultation Bulk - W	60	Basement	Boiler Room	TSI	White	End Cap 12ft high @ ent to street
117	Building B	18130	2nd Layer	Pipe Insultation Bulk - W	60	Basement	Boiler Room	TSI	White	Elbow in front of 18129
118	Building B	18131	2nd Layer	Pipe Insultation Bulk - W	60	Basement	Boiler Room	TSI	White	Around valve 12ft @ ent. To street
119	Building B	18134	2nd Layer	Pipe Insultation Bulk - W	60	Basement	Boiler Room	TSI	White	Horizontal run 12ft next to breaker box
120	Building B	18135	2nd Layer	Pipe Insultation Bulk - W	60	Basement	Boiler Room	TSI	White	Vertical run 16ft next to breaker box
121	Building B	18137	2nd Layer	Pipe Insultation Bulk - W	60	Basement	Boiler Room	TSI	White	Horizontal run 12ft next to breaker box
122	Building B	18138	2nd Layer	Pipe Insultation Bulk - W	60	Basement	Boiler Room	TSI	White	Vertical run 16ft next to breaker box
123	Building B	18140	2nd Layer	Pipe Insultation Bulk - W	60	Basement	Boiler Room	TSI	White	Horizontal run 16ft next to breaker box
124	Building B	18144	2nd Layer	Pipe Insultation Bulk - W	60	Basement	Boiler Room	TSI	White	Horizontal run 14ft right of tunnel ent.

	A	B	C	D	E	Building B	HotG	H	I	J
1	Building	Sampling	Layer	Sample Description	% Asbest	Floor	Room	Material	Color	Field Description
125	Building B	18146	2nd Layer	Pipe Insultation Bulk - W	60	Basement	Boiler Room	TSI	White	Horizontal run 14ft right of tunnel ent.
126	Building B	18147	2nd Layer	Pipe Insultation Bulk - W	60	Basement	Boiler Room	TSI	White	Horizontal run 14ft right of tunnel ent.
127	Building B	17990	1st Layer	Roofing Asphalt	50	1st Floor	Roof	Asphalt	Black	Under large Blower
128	Building B	17135	3rd Layer	Mastic - Black	40	1st Floor	B140	Carpet	Blue/Gray	On Linoleum
129	Building B	17136	3rd Layer	Mastic - Black	40	1st Floor	B140	Carpet	Blue/Gray	On Linoleum
130	Building B	17361	2nd Layer	Mastic - Black	40	1st Floor	B167	Vinyl Tile	Lt. Green	12X12
131	Building B	17370	2nd Layer	Mastic - Black	40	1st Floor	B147E	Vinyl Tile	Blue	12X12
132	Building B	17410	2nd Layer	Mastic - Black	40	2nd Floor	B243A	Vinyl Floor Tile	Gray speckled	12X12
133	Building B	17412	2nd Layer	Mastic - Black	40	2nd Floor	B243A	Vinyl Floor Tile	Gray speckled	12X12
134	Building B	17415	2nd Layer	Mastic - Black	40	2nd Floor	Hallway	Vinyl Floor Tile	Gray&White	12X12 btw 259&260
135	Building B	17417	2nd Layer	Mastic - Black	40	2nd Floor	B248	Vinyl Floor Tile	Tan	12X12
136	Building B	17989	1st Layer	Roofing Asphalt	40	1st Floor	Roof	Asphalt	Black	Under large Blower
137	Building B	17991	1st Layer	Roofing Asphalt	40	1st Floor	Roof	Asphalt	Black	Under large Blower
138	Building B	18086	1st Layer	Pipe Insultation Bulk - W	40	Basement	Boiler Room	TSI	White	On end of pipe below 18082
139	Building B	18090	1st Layer	Pipe Insulation Fabric -	40	Basement	Boiler Hall A	TSI	White	round pipe behind/below 18089
140	Building B	18091	1st Layer	Pipe Insulation Fabric -	40	Basement	Boiler Hall A	TSI	Green	round pipe behind 18088
141	Building B	18092	1st Layer	Pipe Insulation Foil - Wh	40	Basement	Boiler Hall A	TSI	Green	bottom round pipe below 18089
142	Building B	18094	1st Layer	Pipe Insulation Fabric -	40	Basement	Boiler Hall A	TSI	Red	top round pipe behind/above
143	Building B	18098	1st Layer	Pipe Insulation Fabric -	40	Basement	Boiler Hall A	TSI	Red	Vertical end of top red round pipe
144	Building B	18103	1st Layer	Pipe Insultation - Black	40	Basement	Boiler Room	TSI	Black	Vertical pipe next to ICE cooler
145	Building B	18109	1st Layer	Pipe Insulation Foil - Wh	40	Basement	Boiler Room	TSI	White	Vertical pipe to left of Tunnel ent.
146	Building B	18120	2nd Layer	Pipe Insultation Bulk - W	40	Basement	Boiler Room	TSI	White	Horizontal run - at left of ent. to tunnel
147	Building B	18139	2nd Layer	Pipe Insultation Bulk - W	40	Basement	Boiler Room	TSI	White	Vertical run 16ft next to breaker box
148	Building B	18150	1st Layer	Pipe Insulation Foil - Wh	40	Basement	Boiler Room	TSI	White	Horizontal run 14ft right of tunnel ent.
149	Building B	18152	2nd Layer	Pipe Insultation Bulk - W	40	Basement	Boiler Room	TSI	White	Elbow above 18151
150	Building B	18159	2nd Layer	Pipe Insultation Bulk - W	40	Basement	Boiler Room	TSI	White	Widest vertical pipe atop boiler #3
151	Building B	18173	2nd Layer	Pipe Insultation Bulk - B	40	Basement	Boiler Hall A	TSI	Black	Valve behind 18172
152	Building B	17135	2nd Layer	Floor Tile - White	35	1st Floor	B140	Carpet	Blue/Gray	On Linoleum
153	Building B	17134	2nd Layer	Floor Tile - White	30	1st Floor	B140	Carpet	Blue/Gray	On Linoleum
154	Building B	17134	3rd Layer	Mastic - Black	30	1st Floor	B140	Carpet	Blue/Gray	On Linoleum
155	Building B	17136	2nd Layer	Floor Tile - White	30	1st Floor	B140	Carpet	Blue/Gray	On Linoleum
156	Building B	17318	1st Layer	Ceramic Tile 4X4 - Blac	30	1st Floor	B171	Ceramic Tile	Black	2X6
157	Building B	17319	1st Layer	Ceramic Tile 4X4 - Blac	30	1st Floor	B171	Ceramic Tile	Black	2X6
158	Building B	17320	1st Layer	Ceramic Tile 4X4 - Blac	30	1st Floor	B171A	Ceramic Tile	Black	2X6
159	Building B	17341	2nd Layer	Mastic - Black	30	1st Floor	Hallway - Ma	Vinyl Tile	White & Brown	12X12 Under big window
160	Building B	17343	2nd Layer	Mastic - Black	30	1st Floor	Hallway - Ma	Vinyl Tile	White & Brown	12X12 Under big window
161	Building B	17347	2nd Layer	Mastic - Black	30	1st Floor	Stairwell - N	Vinyl Tile	Brown,Gray&W	12X12 Inside entrance
162	Building B	17356	2nd Layer	Mastic - Black	30	1st Floor	B165	Vinyl Tile	Tan	12X12
163	Building B	17357	2nd Layer	Mastic - Black	30	1st Floor	B165	Vinyl Tile	Tan	12X12
164	Building B	17358	2nd Layer	Mastic - Black	30	1st Floor	B165	Vinyl Tile	Tan	12X12
165	Building B	17368	2nd Layer	Mastic - Black	30	1st Floor	B147G	Vinyl Tile	Blue	12X12

	A	B	C	D	E	BuFding B	_HotG	H	I	J
1	Building	Sampling	Layer	Sample Description	% Asbesto	Floor	Room	Material	Color	Field Description
166	Building B	17369	2nd Layer	Mastic - Black	30	1st Floor	B147G	Vinyl Tile	Blue	12X12
167	Building B	17434	1st Layer	Ceiling Tile - White w/G	30	2nd Floor	B244	Ceramic Wall T	White	2X6
168	Building B	17434	2nd Layer	Mastic - Dark	30	2nd Floor	B244	Ceramic Wall T	White	2X6
169	Building B	17435	1st Layer	Ceiling Tile - White w/G	30	2nd Floor	B245	Ceramic Wall T	White	2X6
170	Building B	17435	2nd Layer	Mastic - Dark	30	2nd Floor	B245	Ceramic Wall T	White	2X6
171	Building B	17437	1st Layer	Ceiling Tile - White w/G	30	2nd Floor	B244	Ceramic Wall T	White	4X4
172	Building B	17437	2nd Layer	Mastic - Dark	30	2nd Floor	B244	Ceramic Wall T	White	4X4
173	Building B	17438	1st Layer	Ceiling Tile - White w/G	30	2nd Floor	B245	Ceramic Wall T	White	4X4
174	Building B	17438	2nd Layer	Mastic - Dark	30	2nd Floor	B245	Ceramic Wall T	White	4X4
175	Building B	17439	1st Layer	Ceiling Tile - White w/G	30	2nd Floor	B245	Ceramic Wall T	White	4X4
176	Building B	17439	2nd Layer	Mastic - Dark	30	2nd Floor	B245	Ceramic Wall T	White	4X4
177	Building B	18072	1st Layer	Pipe Insulation Backing	30	Basement	B005	TSI	Black	Elbow - 3rd pipe
178	Building B	18073	1st Layer	Pipe Insulation Backing	30	Basement	B005	TSI	Black	Elbow - 2nd pipe
179	Building B	18090	2nd Layer	Pipe Insultation Bulk - W	30	Basement	Boiler Hall A	TSI	White	round pipe behind/below 18089
180	Building B	18106	1st Layer	Pipe Insulation Fabric -	30	Basement	Boiler Room	TSI	White	Top of tank
181	Building B	18107	1st Layer	Pipe Insulation Fabric -	30	Basement	Boiler Room	TSI	White	Side of tank
182	Building B	18107	2nd Layer	Pipe Insultation Bulk - W	30	Basement	Boiler Room	TSI	White	Side of tank
183	Building B	18119	2nd Layer	Pipe Insultation Bulk - W	30	Basement	Boiler Room	TSI	White	Elbow - at left of entrance to tunnel
184	Building B	18141	2nd Layer	Pipe Insultation Bulk - B	30	Basement	Boiler Room	TSI	White	Horizontal run 14ft right of tunnel ent.
185	Building B	18142	2nd Layer	Pipe Insultation Bulk - B	30	Basement	Boiler Room	TSI	White	Horizontal run 14ft right of tunnel ent.
186	Building B	18143	2nd Layer	Pipe Insultation Bulk - B	30	Basement	Boiler Room	TSI	White	Elbow 14ft right of tunnel ent.
187	Building B	18151	1st Layer	Pipe Insulation - Pink	30	Basement	Boiler Room	TSI	White	Vertical pipe 15ft btw generator/bench
188	Building B	18153	2nd Layer	Pipe Insultation Bulk - W	30	Basement	Boiler Room	TSI	White	Elbow below 18151
189	Building B	18155	2nd Layer	Pipe Insultation Bulk - W	30	Basement	Boiler Room	TSI	White	Floor at work bench
190	Building B	18156	2nd Layer	Pipe Insultation Bulk - W	30	Basement	Boiler Room	TSI	White	Elbow 5ft right of 18153
191	Building B	18158	1st Layer	Pipe Insulation - Black	30	Basement	Boiler Room	TSI	White	Elbow of round air vent
192	Building B	18158	2nd Layer	Pipe Insultation Bulk - B	30	Basement	Boiler Room	TSI	White	Elbow of round air vent
193	Building B	18169	2nd Layer	Pipe Insultation Bulk - B	30	Basement	Boiler Hall A	TSI	Brown	Busted chillwater sypply pipe
194	Building B	18170	2nd Layer	Pipe Insultation Bulk - B	30	Basement	Boiler Hall A	TSI	Brown	Right of 18169
195	Building B	18172	2nd Layer	Pipe Insultation Bulk - B	30	Basement	Boiler Hall A	TSI	Black	Valve 3ft behind 18166
196	Building B	17308	1st Layer	Ceramic Tile 4X4 - Tan	25	1st Floor	B167-B174	Ceramic Tile	Peach w/speck	4X4 Left of B171
197	Building B	17310	1st Layer	Ceramic Tile 4X4 - Tan	25	1st Floor	B167-B174	Ceramic Tile	Orange w/spec	4X4 B172
198	Building B	17436	1st Layer	Ceiling Tile - White w/G	25	2nd Floor	B245	Ceramic Wall T	White	2X6
199	Building B	17436	2nd Layer	Mastic - Dark	25	2nd Floor	B245	Ceramic Wall T	White	2X6
200	Building B	16403	1 Layer	Roll Vinyl - Pebble Patte	20	1st	148	Floor Tile	Beige	Lanolium - Evidence Room
201	Building B	16403	2 Layer	Backing	20	1st	148	Floor Tile	Beige	Lanolium - Evidence Room
202	Building B	16404	1 Layer	Roll Vinyl - Pebble Patte	20	1st	148	Floor Tile	Beige	Lanolium - Evidence Room
203	Building B	16404	2 Layer	Backing	20	1st	148	Floor Tile	Beige	Lanolium - Evidence Room
204	Building B	16405	1 Layer	Roll Vinyl - Pebble Patte	20	1st	148	Floor Tile	Beige	Lanolium - Evidence Room
205	Building B	16405	2 Layer	Backing	20	1st	148	Floor Tile	Beige	Lanolium - Evidence Room
206	Building B	16980	2nd Layer	Mastic - Black	20	Basement	Lobby	Floor Tile	White	12X12

	A	B	C	D	E	Building B_HotG		H	I	J
1	Building	Sampling	Layer	Sample Description	% Asbest	Floor	Room	Material	Color	Field Description
207	Building B	16981	2nd Layer	Mastic - Black	20	Basement	Hallway	Floor Tile	White	12X12 Door of B 001
208	Building B	16982	2nd Layer	Mastic - Black	20	Basement	Hallway	Floor Tile	White	12X12 Across from B 003
209	Building B	16983	2nd Layer	Mastic - Black	20	Basement	Elevation	Floor Tile	Gray/Tan	12X12 Elevator
210	Building B	16984	2nd Layer	Mastic - Black	20	Basement	Stairwell	Floor Tile	Gray/Tan	12X12 Bottom Landing
211	Building B	16985	2nd Layer	Mastic - Black	20	Basement	Stairwell	Floor Tile	Gray/Tan	12X12 Up landing
212	Building B	17306	1st Layer	Ceramic Tile 4X4 - Tan	20	1st Floor	B167-B174	Ceramic Tile	Peach w/speck	4X4 btw B167 & B168
213	Building B	17307	1st Layer	Ceramic Tile 4X4 - Tan	20	1st Floor	B167-B174	Ceramic Tile	Peach w/speck	4X4 btw B168 & B168A
214	Building B	17309	1st Layer	Ceramic Tile 4X4 - Tan	20	1st Floor	B167-B174	Ceramic Tile	Orange w/spec	4X4 btw B171 & B172
215	Building B	17311	1st Layer	Ceramic Tile 4X4 - Tan	20	1st Floor	B167-B174	Ceramic Tile	Orange w/spec	4X4 B173
216	Building B	17327	1st Layer	Ceramic Tile 4X4 - Yello	20	1st Floor	B155C	Ceramic Tile	Yellow	4X6
217	Building B	17328	1st Layer	Ceramic Tile 4X4 - Yello	20	1st Floor	B155D	Ceramic Tile	Yellow	4X6
218	Building B	17329	1st Layer	Ceramic Tile 4X4 - Yello	20	1st Floor	B155C	Ceramic Tile	Yellow	4X6
219	Building B	17336	1st Layer	Ceramic Tile 4X4 - Whit	20	1st Floor	B155F	Ceramic Tile	White	4X4
220	Building B	17337	1st Layer	Ceramic Tile 4X4 - Whit	20	1st Floor	B155F	Ceramic Tile	White	4X4
221	Building B	17342	2nd Layer	Mastic - Black	20	1st Floor	Hallway - Ma	Vinyl Tile	White & Brown	12X12 Under big window
222	Building B	17344	2nd Layer	Mastic - Black	20	1st Floor	Stairwell - N	Vinyl Tile	Off-White & Gr	12X12 Inside entrance
223	Building B	17345	2nd Layer	Mastic - Black	20	1st Floor	Stairwell - N	Vinyl Tile	Off-White & Gr	12X12 Inside entrance
224	Building B	17346	2nd Layer	Mastic - Black	20	1st Floor	Stairwell - N	Vinyl Tile	Off-White & Gr	12X12 Inside entrance
225	Building B	17349	2nd Layer	Mastic - Black	20	1st Floor	Stairwell - N	Vinyl Tile	Brown,Gray&W	12X12 Inside entrance
226	Building B	17350	2nd Layer	Mastic - Black	20	1st Floor	Hallway - Ma	Vinyl Tile	Green & Gray	btw B160 & Elevator
227	Building B	17351	2nd Layer	Mastic - Black	20	1st Floor	Hallway - Ma	Vinyl Tile	Green & Gray	right of B154A
228	Building B	17353	2nd Layer	Mastic - Black	20	1st Floor	Hallway - Ma	Vinyl Tile	White w/brown	12X12 - Front of 146
229	Building B	17355	2nd Layer	Mastic - Black	20	1st Floor	Hallway - Ma	Vinyl Tile	White w/brown	12X12 - by 160
230	Building B	17362	2nd Layer	Mastic - Dark	20	1st Floor	B170	Vinyl Tile	Brown	9X9
231	Building B	17364	2nd Layer	Mastic - Dark	20	1st Floor	B170	Vinyl Tile	Brown	9X9
232	Building B	17365	1st Layer	Floor Tile - Tan	20	1st Floor	B172A	Vinyl Tile	Yellow	9X9
233	Building B	17365	2nd Layer	Mastic - Dark	20	1st Floor	B172A	Vinyl Tile	Yellow	9X9
234	Building B	17367	1st Layer	Floor Tile - Tan	20	1st Floor	B172A	Vinyl Tile	Yellow	9X9
235	Building B	18088	1st Layer	Pipe Insulation Foil - Wh	20	Basement	Boiler Room	TSI	Yellow	16 sided pipe
236	Building B	18088	2nd Layer	Pipe Insulation Bulk - Bl	20	Basement	Boiler Room	TSI	Yellow	16 sided pipe
237	Building B	18091	2nd Layer	Pipe Insultation Bulk - W	20	Basement	Boiler Hall A	TSI	Green	round pipe behind 18088
238	Building B	18094	2nd Layer	Pipe Insultation Bulk - W	20	Basement	Boiler Hall A	TSI	Red	top round pipe behind/above
239	Building B	18097	1st Layer	Pipe Insultation - Black	20	Basement	Boiler Hall A	TSI	Brown	elbow of upper yellow 16 sided
240	Building B	18097	2nd Layer	Pipe Insultation Bulk - B	20	Basement	Boiler Hall A	TSI	Brown	elbow of upper yellow 16 sided
241	Building B	18098	2nd Layer	Pipe Insultation Bulk - W	20	Basement	Boiler Hall A	TSI	Red	Vertical end of top red round pipe
242	Building B	18099	2nd Layer	Pipe Insultation Bulk - W	20	Basement	Boiler Hall A	TSI	Green	Elbow of green round pipe
243	Building B	18110	1st Layer	Pipe Insulation Foil - Wh	20	Basement	Boiler Room	TSI	White	Vertical pipe to left of Tunnel ent.
244	Building B	18132	2nd Layer	Pipe Insultation Bulk - B	20	Basement	Boiler Room	TSI	White	At open exhaust pipe - 12ft next to stre
245	Building B	18133	2nd Layer	Pipe Insultation Bulk - B	20	Basement	Boiler Room	TSI	White	At open exhaust pipe - 12ft next to stre
246	Building B	18160	1st Layer	Pipe Insulation Foil - Wh	20	Basement	Boiler Room	TSI	White	thinner vertical pipe across from 18159
247	Building B	18166	2nd Layer	Pipe Insultation Bulk - B	20	Basement	Boiler Hall A	TSI	Red	Vertical yellow pipe opp. Transformer r

	A	B	C	D	E	BuFding B	_HotG	H	I	J
1	Building	Sampling	Layer	Sample Description	% Asbesto	Floor	Room	Material	Color	Field Description
248	Building B	18167	2nd Layer	Pipe Insultation Bulk - B	20	Basement	Boiler Hall A	TSI	Brown	Elbow of 18166
249	Building B	18172	1st Layer	Pipe Insulation - Black	20	Basement	Boiler Hall A	TSI	Black	Valve 3ft behind 18166
250	Building B	18173	1st Layer	Pipe Insulation - Black	20	Basement	Boiler Hall A	TSI	Black	Valve behind 18172
251	Building B	18175	2nd Layer	Mastic - ??????????????	20	Basement	Boiler Hall A	TSI	Black	On valve of pink pipe left of chiller
252	Building B	17338	1st Layer	Ceramic Tile 4X4 - Have	15	1st Floor	B153	Ceramic Tile	Dark Yellow	4X4
253	Building B	17348	2nd Layer	Mastic - Black	15	1st Floor	Stairwell - N	Vinyl Tile	Brown,Gray&W	12X12 Inside entrance
254	Building B	17352	2nd Layer	Mastic - Black	15	1st Floor	Hallway - Ma	Vinyl Tile	Green & Gray	Across from B154C
255	Building B	17354	2nd Layer	Mastic - Black	15	1st Floor	Hallway - Ma	Vinyl Tile	White w/brown	12X12 - Front of 148
256	Building B	18080	2nd Layer	Pipe Insultation Bulk - W	15	Basement	Boiler Room	TSI	White	On middle tank
257	Building B	16985	1st Layer	Floor Tile - Beige	10	Basement	Stairwell	Floor Tile	Gray/Tan	12X12 Up landing
258	Building B	16989	1st Layer	Ceramic Tile 4X4 - Crea	10	Basement	B 002	Ceramic Tile	White	Bottom of restroom wall
259	Building B	16989	2nd Layer	Mastic - Yellow	10	Basement	B 002	Ceramic Tile	White	Bottom of restroom wall
260	Building B	16990	1st Layer	Ceramic Tile 4X4 - Crea	10	Basement	B 002	Ceramic Tile	White	Bottom of restroom wall
261	Building B	16990	2nd Layer	Mastic - Yellow	10	Basement	B 002	Ceramic Tile	White	Bottom of restroom wall
262	Building B	16991	1st Layer	Ceramic Tile 4X4 - Crea	10	Basement	B 003	Ceramic Tile	White	Bottom of restroom wall
263	Building B	16991	2nd Layer	Mastic - Yellow	10	Basement	B 003	Ceramic Tile	White	Bottom of restroom wall
264	Building B	17099	1st Layer	Ceramic Tile 4X4 - Yellc	10	1st Floor	Hallway - Ma	Ceramic Tile	Yellow	4X4 Next to double doors
265	Building B	17099	2nd Layer	Mastic - ???	10	1st Floor	Hallway - Ma	Ceramic Tile	Yellow	4X4 Next to double doors
266	Building B	17100	1st Layer	Ceramic Tile 4X4 - Yellc	10	1st Floor	Hallway - Ma	Ceramic Tile	Yellow	4X4 Right of B160
267	Building B	17100	2nd Layer	Mastic - ???	10	1st Floor	Hallway - Ma	Ceramic Tile	Yellow	4X4 Right of B160
268	Building B	17303	1st Layer	Ceramic Tile 4X4 - Yellc	10	1st Floor	Hallway - Ma	Ceramic Tile	Yellow	4X4 B154A
269	Building B	17303	2nd Layer	Mastic - ????	10	1st Floor	Hallway - Ma	Ceramic Tile	Yellow	4X4 B154A
270	Building B	17304	1st Layer	Ceramic Tile 4X4 - Yellc	10	1st Floor	Hallway - Ma	Ceramic Tile	Yellow	4X4 Adjacent B149
271	Building B	17304	2nd Layer	Mastic - ????	10	1st Floor	Hallway - Ma	Ceramic Tile	Yellow	4X4 Adjacent B149
272	Building B	17305	1st Layer	Ceramic Tile 4X4 - Yellc	10	1st Floor	Hallway - Ma	Ceramic Tile	Yellow	4X4 Across from B147
273	Building B	17305	2nd Layer	Mastic - ????	10	1st Floor	Hallway - Ma	Ceramic Tile	Yellow	4X4 Across from B147
274	Building B	17306	2nd Layer	Mastic - Yellow	10	1st Floor	B167-B174	Ceramic Tile	Peach w/speck	4X4 btw B167 & B168
275	Building B	17307	2nd Layer	Mastic - Yellow	10	1st Floor	B167-B174	Ceramic Tile	Peach w/speck	4X4 btw B168 & B168A
276	Building B	17308	2nd Layer	Mastic - Yellow	10	1st Floor	B167-B174	Ceramic Tile	Peach w/speck	4X4 Left of B171
277	Building B	17309	2nd Layer	Mastic - Yellow	10	1st Floor	B167-B174	Ceramic Tile	Orange w/spec	4X4 btw B171 & B172
278	Building B	17310	2nd Layer	Mastic - Yellow	10	1st Floor	B167-B174	Ceramic Tile	Orange w/spec	4X4 B172
279	Building B	17311	2nd Layer	Mastic - Yellow	10	1st Floor	B167-B174	Ceramic Tile	Orange w/spec	4X4 B173
280	Building B	17312	1st Layer	Ceramic Tile 4X4 - Copp	10	1st Floor	B169	Ceramic Tile	Brown	2X6
281	Building B	17312	2nd Layer	Mastic - Yellow	10	1st Floor	B169	Ceramic Tile	Brown	2X6
282	Building B	17313	1st Layer	Ceramic Tile 4X4 - Copp	10	1st Floor	B169	Ceramic Tile	Brown	2X6
283	Building B	17313	2nd Layer	Mastic - Yellow	10	1st Floor	B169	Ceramic Tile	Brown	2X6
284	Building B	17314	1st Layer	Ceramic Tile 4X4 - Copp	10	1st Floor	B169	Ceramic Tile	Brown	2X6
285	Building B	17314	2nd Layer	Mastic - Yellow	10	1st Floor	B169	Ceramic Tile	Brown	2X6
286	Building B	17315	1st Layer	Ceramic Tile 4X4 - Bisq	10	1st Floor	B169	Ceramic Tile	Pink	4X4
287	Building B	17315	2nd Layer	Mastic - Yellow	10	1st Floor	B169	Ceramic Tile	Pink	4X4
288	Building B	17316	1st Layer	Ceramic Tile 4X4 - Bisq	10	1st Floor	B169	Ceramic Tile	Pink	4X4

	A	B	C	D	E	Building B_HotG		H	I	J
1	Building	Sampling	Layer	Sample Description	% Asbest	Floor	Room	Material	Color	Field Description
289	Building B	17316	2nd Layer	Mastic - Yellow	10	1st Floor	B169	Ceramic Tile	Pink	4X4
290	Building B	17317	1st Layer	Ceramic Tile 4X4 - Bisq	10	1st Floor	B169	Ceramic Tile	Pink	4X4
291	Building B	17317	2nd Layer	Mastic - Yellow	10	1st Floor	B169	Ceramic Tile	Pink	4X4
292	Building B	17318	2nd Layer	Mastic - Yellow	10	1st Floor	B171	Ceramic Tile	Black	2X6
293	Building B	17319	2nd Layer	Mastic - Yellow	10	1st Floor	B171	Ceramic Tile	Black	2X6
294	Building B	17320	2nd Layer	Mastic - Yellow	10	1st Floor	B171A	Ceramic Tile	Black	2X6
295	Building B	17321	1st Layer	Ceramic Wall Tile 4X4 -	10	1st Floor	B171	Ceramic Tile	White w/ Black	4X4
296	Building B	17321	2nd Layer	Mastic - Yellow	10	1st Floor	B171	Ceramic Tile	White w/ Black	4X4
297	Building B	17322	1st Layer	Ceramic Tile 4X4 - Whit	10	1st Floor	B171	Ceramic Tile	White w/ Black	4X4
298	Building B	17322	2nd Layer	Mastic - Yellow	10	1st Floor	B171	Ceramic Tile	White w/ Black	4X4
299	Building B	17323	1st Layer	Ceramic Tile 4X4 - Whit	10	1st Floor	B171A	Ceramic Tile	White w/ Black	4X4
300	Building B	17323	2nd Layer	Mastic - Yellow	10	1st Floor	B171A	Ceramic Tile	White w/ Black	4X4
301	Building B	17324	1st Layer	Ceramic Tile 4X4 - Whit	10	1st Floor	B172	Ceramic Tile	White w/ Brow	4X6
302	Building B	17324	2nd Layer	Mastic - Yellow	10	1st Floor	B172	Ceramic Tile	White w/ Brow	4X6
303	Building B	17325	1st Layer	Ceramic Tile 4X4 - Whit	10	1st Floor	B172	Ceramic Tile	White w/ Brow	4X6
304	Building B	17325	2nd Layer	Mastic - Yellow	10	1st Floor	B172	Ceramic Tile	White w/ Brow	4X6
305	Building B	17326	1st Layer	Ceramic Tile 4X4 - Whit	10	1st Floor	B172	Ceramic Tile	White w/ Brow	4X6
306	Building B	17326	2nd Layer	Mastic - Yellow	10	1st Floor	B172	Ceramic Tile	White w/ Brow	4X6
307	Building B	17327	2nd Layer	Mastic - Yellow	10	1st Floor	B155C	Ceramic Tile	Yellow	4X6
308	Building B	17328	2nd Layer	Mastic - Yellow	10	1st Floor	B155D	Ceramic Tile	Yellow	4X6
309	Building B	17329	2nd Layer	Mastic - Yellow	10	1st Floor	B155C	Ceramic Tile	Yellow	4X6
310	Building B	17330	1st Layer	Ceramic Tile 4X4 - Whit	10	1st Floor	B155B	Ceramic Tile	White	2X6
311	Building B	17331	1st Layer	Ceramic Tile 4X4 - Whit	10	1st Floor	B155B	Ceramic Tile	White	2X6
312	Building B	17332	1st Layer	Ceramic Tile 4X4 - Whit	10	1st Floor	B155B	Ceramic Tile	White	2X6
313	Building B	17333	1st Layer	Ceramic Tile 4X4 - Whit	10	1st Floor	B155B	Ceramic Tile	White	4X4
314	Building B	17333	2nd Layer	Mastic - Gray	10	1st Floor	B155B	Ceramic Tile	White	4X4
315	Building B	17334	1st Layer	Ceramic Tile 4X4 - Whit	10	1st Floor	B155B	Ceramic Tile	White	4X4
316	Building B	17334	2nd Layer	Mastic - Gray	10	1st Floor	B155B	Ceramic Tile	White	4X4
317	Building B	17335	1st Layer	Ceramic Tile 4X4 - Whit	10	1st Floor	B155B	Ceramic Tile	White	4X4
318	Building B	17335	2nd Layer	Mastic - Gray	10	1st Floor	B155B	Ceramic Tile	White	4X4
319	Building B	17336	2nd Layer	Mastic - Gray	10	1st Floor	B155F	Ceramic Tile	White	4X4
320	Building B	17337	2nd Layer	Mastic - Gray	10	1st Floor	B155F	Ceramic Tile	White	4X4
321	Building B	17339	1st Layer	Ceramic Tile 4X4 - Have	10	1st Floor	B153	Ceramic Tile	Dark Yellow	4X4
322	Building B	17340	1st Layer	Ceramic Tile 4X4 - Have	10	1st Floor	B153	Ceramic Tile	Dark Yellow	4X4
323	Building B	17362	1st Layer	Floor Tile - Tan	10	1st Floor	B170	Vinyl Tile	Brown	9X9
324	Building B	17363	1st Layer	Floor Tile - Tan	10	1st Floor	B170	Vinyl Tile	Brown	9X9
325	Building B	17363	2nd Layer	Mastic - Dark	10	1st Floor	B170	Vinyl Tile	Brown	9X9
326	Building B	17364	1st Layer	Floor Tile - Tan	10	1st Floor	B170	Vinyl Tile	Brown	9X9
327	Building B	17366	1st Layer	Floor Tile - Tan	10	1st Floor	B172A	Vinyl Tile	Yellow	9X9
328	Building B	17366	2nd Layer	Mastic - Dark	10	1st Floor	B172A	Vinyl Tile	Yellow	9X9
329	Building B	17367	2nd Layer	Mastic - Dark	10	1st Floor	B172A	Vinyl Tile	Yellow	9X9

	A	B	C	D	E	Building B_HotG		H	I	J
1	Building	Sampling	Layer	Sample Description	% Asbest	Floor	Room	Material	Color	Field Description
330	Building B	17392	3rd Layer	Mastic - Dark	10	1st Floor	B173	Vinyl Moulding	Rust	
331	Building B	17393	3rd Layer	Mastic - Dark	10	1st Floor	B173A	Vinyl Moulding	Rust	
332	Building B	17394	3rd Layer	Mastic - Dark	10	1st Floor	B173A	Vinyl Moulding	Rust	
333	Building B	17422	2nd Layer	Mastic - Black	10	2nd Floor	B259	Vinyl Floor Tile	Brown	12X12
334	Building B	17423	2nd Layer	Mastic - Black	10	2nd Floor	B259A	Vinyl Floor Tile	Brown	12X12
335	Building B	17424	2nd Layer	Mastic - Black	10	2nd Floor	B259A	Vinyl Floor Tile	Brown	12X12
336	Building B	17425	1st Layer	Ceiling Tile - White w/G	10	2nd Floor	B244	Ceramic Tile	Gray	
337	Building B	17425	2nd Layer	Mastic - Yellow	10	2nd Floor	B244	Ceramic Tile	Gray	
338	Building B	17426	1st Layer	Ceiling Tile - White w/G	10	2nd Floor	B244	Ceramic Tile	Gray	
339	Building B	17426	2nd Layer	Mastic - Yellow	10	2nd Floor	B244	Ceramic Tile	Gray	
340	Building B	17427	1st Layer	Ceiling Tile - White w/G	10	2nd Floor	B245	Ceramic Tile	Gray	
341	Building B	17427	2nd Layer	Mastic - Yellow	10	2nd Floor	B245	Ceramic Tile	Gray	
342	Building B	17428	1st Layer	Ceiling Tile - White w/G	10	2nd Floor	B246A	Ceramic Wall T	White	2X6
343	Building B	17428	2nd Layer	Mastic - Yellow	10	2nd Floor	B246A	Ceramic Wall T	White	2X6
344	Building B	17429	1st Layer	Ceiling Tile - White w/G	10	2nd Floor	B251	Ceramic Wall T	White	2X6
345	Building B	17429	2nd Layer	Mastic - Yellow	10	2nd Floor	B251	Ceramic Wall T	White	2X6
346	Building B	17430	1st Layer	Ceiling Tile - White w/G	10	2nd Floor	B251	Ceramic Wall T	White	2X6
347	Building B	17430	2nd Layer	Mastic - Yellow	10	2nd Floor	B251	Ceramic Wall T	White	2X6
348	Building B	17431	1st Layer	Ceiling Tile - White w/G	10	2nd Floor	B246A	Ceramic Wall T	White	4X4
349	Building B	17431	2nd Layer	Mastic - Yellow	10	2nd Floor	B246A	Ceramic Wall T	White	4X4
350	Building B	17432	1st Layer	Ceiling Tile - White w/G	10	2nd Floor	B251	Ceramic Wall T	White	4X4
351	Building B	17432	2nd Layer	Mastic - Yellow	10	2nd Floor	B251	Ceramic Wall T	White	4X4
352	Building B	17433	1st Layer	Ceiling Tile - White w/G	10	2nd Floor	B251	Ceramic Wall T	White	4X4
353	Building B	17433	2nd Layer	Mastic - Yellow	10	2nd Floor	B251	Ceramic Wall T	White	4X4
354	Building B	17956	1st Layer	Sealent - Black	10	Roof	Roof	Sealent	Black	Edge of Eastside
355	Building B	17957	1st Layer	Sealent - Black	10	Roof	Roof	Sealent	Black	Edge of Eastside
356	Building B	17958	1st Layer	Sealent - Black	10	Roof	Roof	Sealent	Black	Edge of Eastside
357	Building B	18064	1st Layer	Pipe Insulation - Foil	10	Basement	B005	TSI	White	5" - 1st pipe left of light
358	Building B	18065	1st Layer	Pipe Insulation - Foil	10	Basement	B005	TSI	White	6" - 2nd pipe left of light
359	Building B	18066	1st Layer	Pipe Insulation - Foil	10	Basement	B005	TSI	White	6" - 3r pipe left of light
360	Building B	18067	1st Layer	Pipe Insulation - Foil	10	Basement	B005	TSI	White	3 1/2" - 4th pipe
361	Building B	18068	1st Layer	Pipe Insulation - Foil	10	Basement	B005	TSI	White	3 1/2" - 5th pipe
362	Building B	18074	1st Layer	Pipe Insulation Foil - Wh	10	Basement	B005	TSI	White	Straight pipe left of light
363	Building B	18078	1st Layer	Pipe Insulation Fabric -	10	Basement	Boiler Room	TSI	White	"L" joint below top tank
364	Building B	18078	2nd Layer	Pipe Insultation Bulk - W	10	Basement	Boiler Room	TSI	White	"L" joint below top tank
365	Building B	18079	1st Layer	Pipe Insulation Fabric -	10	Basement	Boiler Room	TSI	White	On top tank
366	Building B	18079	2nd Layer	Pipe Insultation Bulk - W	10	Basement	Boiler Room	TSI	White	On top tank
367	Building B	18080	1st Layer	Pipe Insulation Fabric -	10	Basement	Boiler Room	TSI	White	On middle tank
368	Building B	18081	2nd Layer	Pipe Insultation Bulk - W	10	Basement	Boiler Room	TSI	White	"T" joint btw top & middle tank
369	Building B	18082	2nd Layer	Pipe Insultation Bulk - W	10	Basement	Boiler Room	TSI	White	Elbow above wooden scaffolding
370	Building B	18083	2nd Layer	Pipe Insultation Bulk - W	10	Basement	Boiler Room	TSI	White	On square air vent

	A	B	C	D	E	Building B_HotG		H	I	J
1	Building	Sampling	Layer	Sample Description	% Asbest	Floor	Room	Material	Color	Field Description
371	Building B	18089	1st Layer	Pipe Insulation Foil - Wh	10	Basement	Boiler Hall A	TSI	Yellow	16 sided pipe - above & right of 18088
372	Building B	18089	2nd Layer	Pipe Insulation Bulk - Bl	10	Basement	Boiler Hall A	TSI	Yellow	16 sided pipe - above & right of 18088
373	Building B	18093	1st Layer	Pipe Insulation Fabric -	10	Basement	Boiler Hall A	TSI	Pink	knee-level round pipe
374	Building B	18095	1st Layer	Pipe Insultation - Black	10	Basement	Boiler Hall A	TSI	Black	lower elbow of bottom yellow 16 sided
375	Building B	18095	2nd Layer	Pipe Insultation Bulk - B	10	Basement	Boiler Hall A	TSI	Black	lower elbow of bottom yellow 16 sided
376	Building B	18096	1st Layer	Pipe Insultation - Black	10	Basement	Boiler Hall A	TSI	Brown	upper elbow of bottom yellow 16 sided
377	Building B	18096	2nd Layer	Pipe Insultation Bulk - B	10	Basement	Boiler Hall A	TSI	Brown	upper elbow of bottom yellow 16 sided
378	Building B	18099	1st Layer	Pipe Insulation Fabric -	10	Basement	Boiler Hall A	TSI	Green	Elbow of green round pipe
379	Building B	18102	1st Layer	Pipe Insulation Foil - Wh	10	Basement	Boiler Room	TSI	Gray	Horizontal pipe next to ICE cooler
380	Building B	18104	1st Layer	Pipe Insulation Foil - Wh	10	Basement	Boiler Room	TSI	White	Vertical at valve next ot ICE cooler
381	Building B	18111	1st Layer	Pipe Insulation Foil - Wh	10	Basement	Boiler Room	TSI	White	Horizontal run at valve - left of ent.
382	Building B	18111	2nd Layer	Pipe Insultation Bulk - B	10	Basement	Boiler Room	TSI	White	Horizontal run at valve - left of ent.
383	Building B	18112	2nd Layer	Pipe Insultation Bulk	10	Basement	Boiler Room	TSI	White	Horizontal run right of valve - left of ent
384	Building B	18113	1st Layer	Pipe Insulation Foil - Wh	10	Basement	Boiler Room	TSI	White	Vertical run next to tunnel ent.
385	Building B	18113	2nd Layer	Pipe Insultation Bulk - B	10	Basement	Boiler Room	TSI	White	Vertical run next to tunnel ent.
386	Building B	18114	1st Layer	Pipe Insulation Foil - Wh	10	Basement	Boiler Room	TSI	White	Vertical run next to tunnel ent.
387	Building B	18115	1st Layer	Pipe Insultation Caulk	10	Basement	Boiler Room	TSI	White	Horizontal pipe - left of tunnel ent.
388	Building B	18116	1st Layer	Pipe Insultation Caulk	10	Basement	Boiler Room	TSI	White	Horizontal pipe - left of tunnel ent.
389	Building B	18117	1st Layer	Pipe Insulation Foil - Wh	10	Basement	Boiler Room	TSI	White	Vertical run behind wheelborrow
390	Building B	18118	1st Layer	Pipe Insulation Foil - Wh	10	Basement	Boiler Room	TSI	White	left of entrance to tunnel
391	Building B	18119	1st Layer	Pipe Insulation Foil - Wh	10	Basement	Boiler Room	TSI	White	Elbow - at left of entrance to tunnel
392	Building B	18120	1st Layer	Pipe Insulation Foil - Wh	10	Basement	Boiler Room	TSI	White	Horizontal run - at left of ent. to tunnel
393	Building B	18121	1st Layer	Pipe Insulation Foil - Wh	10	Basement	Boiler Room	TSI	White	Vertical run next to valve left of tunnel
394	Building B	18122	1st Layer	Pipe Insulation Foil - Wh	10	Basement	Boiler Room	TSI	White	Vertical end cap next to Hallway door
395	Building B	18123	1st Layer	Pipe Insulation Foil - Wh	10	Basement	Boiler Room	TSI	White	Horizontal run 12ft high @ ent to stree
396	Building B	18124	1st Layer	Pipe Insulation Foil - Wh	10	Basement	Boiler Room	TSI	White	At valve 12ft high @ ent to street
397	Building B	18125	1st Layer	Pipe Insulation Foil - Wh	10	Basement	Boiler Room	TSI	White	Elbow 12ft high @ ent to street
398	Building B	18126	1st Layer	Pipe Insulation Foil - Wh	10	Basement	Boiler Room	TSI	White	Horizontal run 12ft high @ ent to stree
399	Building B	18127	1st Layer	Pipe Insulation Foil - Wh	10	Basement	Boiler Room	TSI	White	Horizontal run 12ft high @ ent to stree
400	Building B	18128	1st Layer	Pipe Insulation Foil - Gr	10	Basement	Boiler Room	TSI	White	Horizontal run 12ft high @ ent to stree
401	Building B	18129	1st Layer	Pipe Insulation Foil - Wh	10	Basement	Boiler Room	TSI	White	End Cap 12ft high @ ent to street
402	Building B	18130	1st Layer	Pipe Insulation Foil - Wh	10	Basement	Boiler Room	TSI	White	Elbow in front of 18129
403	Building B	18131	1st Layer	Pipe Insulation Foil - Wh	10	Basement	Boiler Room	TSI	White	Around valve 12ft @ ent. To street
404	Building B	18132	1st Layer	Pipe Insulation Foil - Wh	10	Basement	Boiler Room	TSI	White	At open exhaust pipe - 12ft next to stre
405	Building B	18133	1st Layer	Pipe Insulation Foil - Wh	10	Basement	Boiler Room	TSI	White	At open exhaust pipe - 12ft next to stre
406	Building B	18134	1st Layer	Pipe Insulation Foil - Wh	10	Basement	Boiler Room	TSI	White	Horizontal run 12ft next to breaker box
407	Building B	18135	1st Layer	Pipe Insulation Foil - Wh	10	Basement	Boiler Room	TSI	White	Vertical run 16ft next to breaker box
408	Building B	18136	1st Layer	Pipe Insulation Foil - Wh	10	Basement	Boiler Room	TSI	White	Vertical run 16ft next to breaker box
409	Building B	18137	1st Layer	Pipe Insulation Foil - Wh	10	Basement	Boiler Room	TSI	White	Horizontal run 12ft next to breaker box
410	Building B	18138	1st Layer	Pipe Insulation Foil - Wh	10	Basement	Boiler Room	TSI	White	Vertical run 16ft next to breaker box
411	Building B	18139	1st Layer	Pipe Insulation Foil - Wh	10	Basement	Boiler Room	TSI	White	Vertical run 16ft next to breaker box

	A	B	C	D	E	Building B	HotG	H	I	J
1	Building	Sampling	Layer	Sample Description	% Asbest	Floor	Room	Material	Color	Field Description
412	Building B	18140	1st Layer	Pipe Insulation Foil - Wh	10	Basement	Boiler Room	TSI	White	Horizontal run 16ft next to breaker box
413	Building B	18141	1st Layer	Pipe Insulation Foil - Wh	10	Basement	Boiler Room	TSI	White	Horizontal run 14ft right of tunnel ent.
414	Building B	18142	1st Layer	Pipe Insulation Foil - Wh	10	Basement	Boiler Room	TSI	White	Horizontal run 14ft right of tunnel ent.
415	Building B	18143	1st Layer	Pipe Insulation Foil - Wh	10	Basement	Boiler Room	TSI	White	Elbow 14ft right of tunnel ent.
416	Building B	18144	1st Layer	Pipe Insulation Fabric - '	10	Basement	Boiler Room	TSI	White	Horizontal run 14ft right of tunnel ent.
417	Building B	18145	1st Layer	Pipe Insulation Fabric - '	10	Basement	Boiler Room	TSI	White	Elbow 14ft right of tunnel ent.
418	Building B	18146	1st Layer	Pipe Insulation Fabric - '	10	Basement	Boiler Room	TSI	White	Horizontal run 14ft right of tunnel ent.
419	Building B	18147	1st Layer	Pipe Insulation Fabric - '	10	Basement	Boiler Room	TSI	White	Horizontal run 14ft right of tunnel ent.
420	Building B	18148	1st Layer	Pipe Insulation Fabric - '	10	Basement	Boiler Room	TSI	White	On Valve 14ft right of tunnel ent.
421	Building B	18149	1st Layer	Pipe Insulation Fabric - '	10	Basement	Boiler Room	TSI	White	Horizontal run 14ft right of tunnel ent.
422	Building B	18152	1st Layer	Pipe Insulation Foil - Wh	10	Basement	Boiler Room	TSI	White	Elbow above 18151
423	Building B	18153	1st Layer	Pipe Insulation Foil - Wh	10	Basement	Boiler Room	TSI	White	Elbow below 18151
424	Building B	18154	1st Layer	Pipe Insulation Foil - Wh	10	Basement	Boiler Room	TSI	White	Pipe right of 18153
425	Building B	18155	1st Layer	Pipe Insulation Foil - Wh	10	Basement	Boiler Room	TSI	White	Floor at work bench
426	Building B	18156	1st Layer	Pipe Insulation Foil - Wh	10	Basement	Boiler Room	TSI	White	Elbow 5ft right of 18153
427	Building B	18157	1st Layer	Pipe Insulation Foil - Wh	10	Basement	Boiler Room	TSI	White	Pipe directly below 18156
428	Building B	18159	1st Layer	Pipe Insulation Foil - Wh	10	Basement	Boiler Room	TSI	White	Widest vertical pipe atop boiler #3
429	Building B	18161	1st Layer	Pipe Insulation Foil - Wh	10	Basement	Boiler Room	TSI	White	Elbow above 18160
430	Building B	18161	2nd Layer	Pipe Insultation Bulk - W	10	Basement	Boiler Room	TSI	White	Elbow above 18160
431	Building B	18162	1st Layer	Pipe Insulation Foil - Wh	10	Basement	Boiler Room	TSI	White	Btw valve & high pressure steam pipe
432	Building B	18163	1st Layer	Pipe Insulation Foil - Wh	10	Basement	Boiler Room	TSI	White	High pressure steam pipe across 1815
433	Building B	18164	1st Layer	Pipe Insulation Foil - Wh	10	Basement	Boiler Room	TSI	White	Pipe above & perp to boiler #3
434	Building B	18165	1st Layer	Pipe Insulation - ??????	10	Basement	Boiler Room	TSI	White	patch on vertical pipe from high pressu
435	Building B	18165	2nd Layer	Pipe Insultation Bulk - W	10	Basement	Boiler Room	TSI	White	patch on vertical pipe from high pressu
436	Building B	18166	1st Layer	Pipe Insulation - ??????	10	Basement	Boiler Hall A	TSI	Red	Vertical yellow pipe opp. Transformer r
437	Building B	18167	1st Layer	Pipe Insulation - ??????	10	Basement	Boiler Hall A	TSI	Brown	Elbow of 18166
438	Building B	18168	1st Layer	Pipe Insulation - ??????	10	Basement	Boiler Hall A	TSI	Brown	Valve right 18167
439	Building B	18168	2nd Layer	Pipe Insultation Bulk - B	10	Basement	Boiler Hall A	TSI	Brown	Valve right 18167
440	Building B	18169	1st Layer	Pipe Insulation Foil - Wh	10	Basement	Boiler Hall A	TSI	Brown	Busted chillwater sypply pipe
441	Building B	18170	1st Layer	Pipe Insulation Foil - Wh	10	Basement	Boiler Hall A	TSI	Brown	Right of 18169
442	Building B	18171	1st Layer	Pipe Insulation Fabric - '	10	Basement	Boiler Hall A	TSI	Pink	Elbow of pipe perp. To chillwater supp
443	Building B	18171	2nd Layer	Pipe Insultation Bulk - W	10	Basement	Boiler Hall A	TSI	Pink	Elbow of pipe perp. To chillwater supp
444	Building B	18174	1st Layer	Pipe Insulation Foil - Wh	10	Basement	Boiler Hall A	TSI	Pink	Vertical pipe 10 ft from floor drain
445	Building B	18174	2nd Layer	Pipe Insultation Bulk - W	10	Basement	Boiler Hall A	TSI	Pink	Vertical pipe 10 ft from floor drain
446	Building B	18175	1st Layer	Pipe Insulation - Black	10	Basement	Boiler Hall A	TSI	Black	On valve of pink pipe left of chiller
447	Building B	18180	2nd Layer	Sheetrock	10	1st Floor	B147E	Sheetrock	White	
448	Building B	18181	1st Layer	Paint/Plaster - Cream	10	1st Floor	B163	Plaster	White	
449	Building B	18182	2nd Layer	Sheetrock	10	Basement	Hallway	Sheetrock	White	Btw B006-B007
450	Building B	18183	1st Layer	Paint/Plaster - Tan	10	Basement	B007B	Plaster	White	No wire mesh
451	Building B	18185	2nd Layer	Sheetrock	10	2nd Floor	Hallway	Sheetrock	Gray	By B262
452	Building B	16982	1st Layer	Floor Tile - White	5	Basement	Hallway	Floor Tile	White	12X12 Across from B 003

	A	B	C	D	E	Building B_HotG		H	I	J
1	Building	Sampling	Layer	Sample Description	% Asbest	Floor	Room	Material	Color	Field Description
453	Building B	16983	1st Layer	Floor Tile - Beige	5	Basement	Elevation	Floor Tile	Gray/Tan	12X12 Elevator
454	Building B	17955	1st Layer	Roofing Tar	5	Roof	Roof	Sealent	Black	Large round light Eastside
455	Building B	18184	2nd Layer	Plaster - Green/White	5	2nd Floor	B264	Plaster	Gray	to wire mesh
456	Building B	17953	1st Layer	Roofing Tar	3	Roof	Roof	Sealent	Black	Large round light Eastside
457	Building B	17965	1st Layer	Roofing Tar	3	2nd Floor	Roof	Sealent	Black	A/C Unit
458	Building B	17966	1st Layer	Roofing Tar	3	2nd Floor	Roof	Sealent	Black	A/C Unit
459	Building B	17967	1st Layer	Roofing Tar	3	2nd Floor	Roof	Sealent	Black	A/C Unit
460	Building B	18082	1st Layer	Pipe Insulation Fabric -	3	Basement	Boiler Room	TSI	White	Elbow above wooden scaffolding
461	Building B	17954	1st Layer	Roofing Tar	2	Roof	Roof	Sealent	Black	Large round light Eastside

APPENDIX G

	A	B	C	D	E	F Everything	G	H	I	J
1	Building	Sampling I	Layer	Sample Description	% Asbestos	Floor	Room	Material	Color	Field Description
2	C	16371	2 Layer	Roll-Tar	0	Roof	NA	Roofing	Black/White	Roll Roof
3	C	16371	1 Layer	Shingle	0	Roof	NA	Roofing	Black/White	Roll Roof
4	C	16372	1 Layer	Roll-Tar	0	Roof	NA	Roofing	Black	Roofing Asphalt
5	C	16373	1 Layer	Caulk - Black	0	Roof	NA	Caulk	Black	Around Vent Pipe
6	C	16374	1 Layer	Caulk - Black	Trace	Roof	NA	Caulk	Black	Sealent around Elec. Box
7	C	16375	1 Layer	Build up Roof w/Tar	0	Roof	NA	Asphalt Insula	Black	Foam, Caulk, Sealent
8	C	16375	2 Layer	Build up Roof w/Tar	0	Roof	NA	Asphalt Insula	Black	Foam, Caulk, Sealent
9	C	16375	3 Layer	Build up Roof w/Tar	0	Roof	NA	Asphalt Insula	Black	Foam, Caulk, Sealent
10	C	16376	1 Layer	Shingle	0	Roof	NA	Roofing	Black	Roll Roof
11	C	16376	2 Layer	Roll-Tar	0	Roof	NA	Roofing	Black	Roll Roof
12	C	16377	1 Layer	Caulk - Black	0	Roof	NA	Caulk	Black	Roofing Asphalt
13	C	16378	1 Layer	Caulk - Black	0	Roof	NA	Caulk	Black	Around Vent Pipe
14	C	16378	2 Layer	Caulk - Black	0	Roof	NA	Caulk	Black	Around Vent Pipe
15	C	16379	1 Layer	Shingle	0	Roof	NA	Roofing	Black/White	Roll Roof
16	C	16379	2 Layer	Roll-Tar	0	Roof	NA	Roofing	Black/White	Roll Roof
17	C	16380	1 Layer	Caulk - Black	0	Roof	NA	Caulk	Black/White	Roofing Asphalt
18	C	16380	2 Layer	Caulk - Black	0	Roof	NA	Caulk	Black/White	Roofing Asphalt
19	C	16381	1 Layer	Caulk - Black	0	Roof	NA	Caulk	Black/White	Around Vent Pipe
20	C	16382	1 Layer	Caulk - Black	0	Roof	NA	Asphalt Seale	Black/White	Electrical Outlet
21	C	16383	1 Layer	Shingle	0	Roof	NA	Roofing	Black/White	Roll Roof
22	C	16383	2 Layer	Roll-Tar	0	Roof	NA	Roofing	Black/White	Roll Roof
23	C	16384	1 Layer	Shingle	0	Roof	NA	Adhesive	Black/White	Asphalt
24	C	16384	2 Layer	Roll-Tar	0	Roof	NA	Adhesive	Black/White	Asphalt
25	C	16385	1 Layer	Caulk - Black	0	Roof	NA	Caulk	Black/White	Around Vent Pipe
26	C	16386	1 Layer	Caulk - Black	0	Roof	NA	Caulk	Black/White	Filler Tar Outlet
27	C	16387	1 Layer	Build up Roof	Trace	Roof	NA	Roofing	Black/White	Roll Roof
28	C	16387	2 Layer	Build up Roof	0	Roof	NA	Roofing	Black/White	Roll Roof
29	C	16387	3 Layer	Build up Roof	0	Roof	NA	Roofing	Black/White	Roll Roof
30	C	16387	4 Layer	Build up Roof	Trace	Roof	NA	Roofing	Black/White	Roll Roof
31	C	16387	5 Layer	Build up Roof	0	Roof	NA	Roofing	Black/White	Roll Roof
32	C	16388	1 Layer	Build up Roof	0	Roof	NA	Roofing	Multi	Core Sample
33	C	16388	2 Layer	Build up Roof	0	Roof	NA	Roofing	Multi	Core Sample
34	C	16388	3 Layer	Build up Roof	0	Roof	NA	Roofing	Multi	Core Sample
35	C	16388	4 Layer	Build up Roof	0	Roof	NA	Roofing	Multi	Core Sample
36	C	16388	5 Layer	Build up Roof	0	Roof	NA	Roofing	Multi	Core Sample
37	C	16389	1 Layer	Build up Roof	0	Roof	NA	Roofing	Multi	Core Sample
38	C	16389	2 Layer	Build up Roof	0	Roof	NA	Roofing	Multi	Core Sample
39	C	16389	3 Layer	Build up Roof	0	Roof	NA	Roofing	Multi	Core Sample
40	C	16389	4 Layer	Build up Roof	0	Roof	NA	Roofing	Multi	Core Sample
41	C	16389	5 Layer	Build up Roof	0	Roof	NA	Roofing	Multi	Core Sample
42	C	16390	1 Layer	Build up Roof	0	Roof	NA	Roofing	Multi	Core Sample
43	C	16390	2 Layer	Build up Roof	0	Roof	NA	Roofing	Multi	Core Sample
44	C	16390	3 Layer	Build up Roof	0	Roof	NA	Roofing	Multi	Core Sample
45	C	16390	4 Layer	Build up Roof	0	Roof	NA	Roofing	Multi	Core Sample

	A	B	C	D	E	F Everything	G	H	I	J
1	Building	Sampling	Layer	Sample Description	% Asbestos	Floor	Room	Material	Color	Field Description
46	C	16390	5 Layer	Build up Roof	0	Roof	NA	Roofing	Multi	Core Sample
47	C	16391	1 Layer	Build up Roof	0	Roof	NA	Roofing	Multi	Core Sample
48	C	16391	2 Layer	Build up Roof	0	Roof	NA	Roofing	Multi	Core Sample
49	C	16391	3 Layer	Build up Roof	0	Roof	NA	Roofing	Multi	Core Sample
50	C	16391	4 Layer	Build up Roof	0	Roof	NA	Roofing	Multi	Core Sample
51	C	16391	5 Layer	Build up Roof	0	Roof	NA	Roofing	Multi	Core Sample
52	C	16392	1 Layer	Build up Roof	0	Roof	NA	Roofing	Multi	Core Sample
53	C	16392	2 Layer	Build up Roof	0	Roof	NA	Roofing	Multi	Core Sample
54	C	16392	3 Layer	Build up Roof	0	Roof	NA	Roofing	Multi	Core Sample
55	C	16392	4 Layer	Build up Roof	0	Roof	NA	Roofing	Multi	Core Sample
56	C	16392	5 Layer	Build up Roof	0	Roof	NA	Roofing	Multi	Core Sample
57	C	16393	1 Layer	Build up Roof	0	Roof	NA	Roofing	Multi	Core Sample
58	C	16393	2 Layer	Build up Roof	0	Roof	NA	Roofing	Multi	Core Sample
59	C	16393	3 Layer	Build up Roof	0	Roof	NA	Roofing	Multi	Core Sample
60	C	16393	4 Layer	Build up Roof	0	Roof	NA	Roofing	Multi	Core Sample
61	C	16393	5 Layer	Build up Roof	0	Roof	NA	Roofing	Multi	Core Sample
62	C	16394	1 Layer	Build up Roof	0	Roof	NA	Roofing	Multi	Core Sample
63	C	16394	2 Layer	Build up Roof	0	Roof	NA	Roofing	Multi	Core Sample
64	C	16394	3 Layer	Build up Roof	0	Roof	NA	Roofing	Multi	Core Sample
65	C	16394	4 Layer	Build up Roof	0	Roof	NA	Roofing	Multi	Core Sample
66	C	16394	5 Layer	Build up Roof	0	Roof	NA	Roofing	Multi	Core Sample
67	C	16395	1 Layer	Build up Roof	0	Roof	NA	Roofing	Multi	Core Sample
68	C	16395	2 Layer	Build up Roof	0	Roof	NA	Roofing	Multi	Core Sample
69	C	16395	3 Layer	Build up Roof	0	Roof	NA	Roofing	Multi	Core Sample
70	C	16395	4 Layer	Build up Roof	0	Roof	NA	Roofing	Multi	Core Sample
71	C	16395	5 Layer	Build up Roof	0	Roof	NA	Roofing	Multi	Core Sample
72	C	16396	1 Layer	Build up Roof	0	Roof	NA	Roofing	Multi	Core Sample
73	C	16396	2 Layer	Build up Roof	0	Roof	NA	Roofing	Multi	Core Sample
74	C	16396	3 Layer	Build up Roof	0	Roof	NA	Roofing	Multi	Core Sample
75	C	16396	4 Layer	Build up Roof	0	Roof	NA	Roofing	Multi	Core Sample
76	C	16396	5 Layer	Build up Roof	0	Roof	NA	Roofing	Multi	Core Sample
77	C	16397	1 Layer	Patch Roll/Tar	80	Roof	NA	Patch	White/Black	Fabric
78	C	16397	2 Layer	Patch Roll/Tar	80	Roof	NA	Patch	White/Black	Fabric
79	C	16397	3 Layer	Patch Roll/Tar	80	Roof	NA	Patch	White/Black	Fabric
80	C	16398	1 Layer	Caulk - Gray/White	10	Roof	NA	Sealent	White/Black	Above Metal Flashing
81	C	16399	1 Layer	Patch Roll/Tar	20	Roof	NA	Patch	White/Black	Fabric
82	C	16399	2 Layer	Patch Roll/Tar	20	Roof	NA	Patch	White/Black	Fabric
83	C	16400	1 Layer	Caulk - Gray/White	60	Roof	NA	Sealent	White/Black	Above Metal Flashing
84	C	16400	2 Layer	Caulk - Black	20	Roof	NA	Sealent	White/Black	Above Metal Flashing
85	C	16400	3 Layer	Caulk - Gray	20	Roof	NA	Sealent	White/Black	Above Metal Flashing
86	C	16401	1 Layer	Patch Roll/Tar	80	Roof	NA	Patch	White/Black	Fabric
87	C	16402	1 Layer	Caulk - Gray/Black	10	Roof	NA	Sealent	White/Black	Above Metal Flashing
88	B	16403	1 Layer	Roll Vinyl - Pebble Patt	20	1st	148	Floor Tile	Beige	Lanolium - Evidence Room
89	B	16403	2 Layer	Backing	20	1st	148	Floor Tile	Beige	Lanolium - Evidence Room

	A	B	C	D	E	F	G	H	I	J
1	Building	Sampling	Layer	Sample Description	% Asbestos	Floor	Room	Material	Color	Field Description
90	B	16404	1 Layer	Roll Vinyl - Pebble Patt	20	1st	148	Floor Tile	Beige	Lanolium - Evidence Room
91	B	16404	2 Layer	Backing	20	1st	148	Floor Tile	Beige	Lanolium - Evidence Room
92	B	16405	1 Layer	Roll Vinyl - Pebble Patt	20	1st	148	Floor Tile	Beige	Lanolium - Evidence Room
93	B	16405	2 Layer	Backing	20	1st	148	Floor Tile	Beige	Lanolium - Evidence Room
94	C	16406	1 Layer	Pipe Insulation -White	Trace	Roof	Mechani	TSI	White	
95	C	16406	2 Layer	Pipe Insulation -White	0	Roof	Mechani	TSI	White	
96	C	16407	1 Layer	Pipe Insulation -White	Trace	Roof	Mechani	TSI	White	
97	C	16407	2 Layer	Pipe Insulation -White	0	Roof	Mechani	TSI	White	
98	C	16408	1 Layer	Pipe Insulation -White	20	Roof	Mechani	TSI	White	
99	C	16408	2 Layer	Pipe Insulation -White	20	Roof	Mechani	TSI	White	
100	C	16409	1 Layer	Pipe Insulation -White	30	Roof	Mechani	TSI	White	
101	C	16409	2 Layer	Pipe Insulation -White	30	Roof	Mechani	TSI	White	
102	C	16410	1 Layer	Pipe Insulation -White	20	Roof	Mechani	TSI	White	
103	C	16410	2 Layer	Pipe Insulation -White	30	Roof	Mechani	TSI	White	
104	C	16411	1 Layer	Pipe Insulation -White	20	Roof	Mechani	TSI	White	
105	C	16411	2 Layer	Fiberglass - Yellow	0	Roof	Mechani	TSI	White	
106	C	16411	3 Layer	Backing Paper	0	Roof	Mechani	TSI	White	
107	C	16412	1 Layer	Pipe Insulation -White	60	Roof	Mechani	TSI	White	
108	C	16412	2 Layer	Pipe Insulation -White	60	Roof	Mechani	TSI	White	
109	C	16413	1 Layer	Pipe Insulation paper	0	Roof	Mechani	TSI	Brown	
110	C	16413	2 Layer	Fiberglass - Yellow	0	Roof	Mechani	TSI	Brown	
111	C	16414	1 Layer	Pipe Insulation Putty	10	Roof	Mechani	TSI	White	
112	C	16414	2 Layer	Pipe Insulation Putty	10	Roof	Mechani	TSI	White	
113	C	16415	1 Layer	Pipe Insulation Putty	30	Roof	Mechani	TSI	White	
114	C	16415	2 Layer	Pipe Insulation Putty	30	Roof	Mechani	TSI	White	
115	C	16416	1 Layer	Pipe Insulation -White	10	Roof	Mechani	TSI	Brown	Leading into the floor
116	C	16416	2 Layer	Fiberglass - Yellow	0	Roof	Mechani	TSI	Brown	Leading into the floor
117	C	16416	3 Layer	Backing Paper	0	Roof	Mechani	TSI	Brown	Leading into the floor
118	C	16417	1 Layer	Pipe Insulation -White	30	Roof	Mechani	TSI	White	
119	C	16417	2 Layer	Pipe Insulation -White	30	Roof	Mechani	TSI	White	
120	C	16418	1 Layer	Pipe Insulation -White	20	Roof	Mechani	TSI	White	
121	C	16418	2 Layer	Fiberglass - Yellow	0	Roof	Mechani	TSI	White	
122	C	16419	1 Layer	Pipe Insulation Foil	0	Roof	Mechani	TSI	Yellow	
123	C	16419	2 Layer	Fiberglass - Yellow	0	Roof	Mechani	TSI	Yellow	
124	C	16420	1 Layer	Pipe Insulation -White	60	Roof	Mechani	TSI	White	
125	C	16420	2 Layer	Pipe Insulation -White	20	Roof	Mechani	TSI	White	
126	C	16421	1 Layer	Pipe Insulation Loose -	20	Roof	Mechani	TSI	White	
127	C	16421	2 Layer	Pipe Insulation Loose -	20	Roof	Mechani	TSI	White	
128	C	16422	1 Layer	Foil/Fiberglass - Brown,	10	Roof	Mechani	TSI	Brown/White	
129	C	16422	2 Layer	Foil/Fiberglass - Brown,	10	Roof	Mechani	TSI	Brown/White	
130	C	16423	1 Layer	Foil/Fiberglass - Brown,	10	Roof	Mechani	TSI	Light Brown	
131	C	16423	2 Layer	Foil/Fiberglass - Brown,	10	Roof	Mechani	TSI	Light Brown	
132	C	16424	1 Layer	Pipe Insulation Loose -	60	Roof	Mechani	TSI	Light Brown	
133	C	16425	1 Layer	Bulk - Brown/Yellow	10	Roof	Mechani	TSI	Beige	

	A	B	C	D	E	F Everything	G	H	I	J
1	Building	Sampling	Layer	Sample Description	% Asbestos	Floor	Room	Material	Color	Field Description
134	C	16425	2 Layer	Foil	0	Roof	Mechani	TSI	Beige	
135	C	16425	3 Layer	Fiberglass	0	Roof	Mechani	TSI	Beige	
136	C	16426	1 Layer	Foil/Fiberglass - Brown,	0	Roof	Mechani	TSI	Beige	
137	C	16426	2 Layer	Foil/Fiberglass - Brown,	0	Roof	Mechani	TSI	Beige	
138	C	16427	1 Layer	Pipe Insulation Loose -	20	Roof	Mechani	TSI	Beige	
139	C	16427	2 Layer	Pipe Insulation Loose -	10	Roof	Mechani	TSI	Beige	
140	C	16428	1 Layer	Pipe Insulation Loose -	20	Roof	Mechani	TSI	Beige	
141	C	16428	2 Layer	Pipe Insulation Loose -	10	Roof	Mechani	TSI	Beige	
142	C	16429	1 Layer	Pipe Insulation Loose F	30	Roof	Mechani	TSI	Beige	
143	C	16429	2 Layer	Pipe Insulation Loose -	10	Roof	Mechani	TSI	Beige	
144	C	16430	1 Layer	Pipe Insulation Loose F	20	Roof	Mechani	TSI	Beige	
145	C	16430	2 Layer	Pipe Insulation Loose -	10	Roof	Mechani	TSI	Beige	
146	C	16431	1 Layer	Pipe Insulation Loose F	20	Roof	Mechani	TSI	Beige	
147	C	16431	2 Layer	Pipe Insulation Loose -	10	Roof	Mechani	TSI	Beige	
148	C	16432	1 Layer	Foil/Fiberglass - Black	Trace	Roof	Mechani	TSI	Beige	
149	C	16432	2 Layer	Foil/Fiberglass - Yellow	0	Roof	Mechani	TSI	Beige	
150	C	16433	1 Layer	Pipe Insulation Loose F	20	Roof	Mechani	TSI	Beige	
151	C	16433	2 Layer	Pipe Insulation Loose -	10	Roof	Mechani	TSI	Beige	
152	C	16434	1 Layer	Pipe Insulation Loose F	Trace	Roof	Mechani	TSI	Beige	
153	C	16434	2 Layer	Foil	0	Roof	Mechani	TSI	Beige	
154	C	16434	3 Layer	Fiberglass	0	Roof	Mechani	TSI	Beige	
155	C	16435	1 Layer	Pipe Insulation Loose F	20	Roof	Mechani	TSI	Beige	
156	C	16435	2 Layer	Pipe Insulation Loose E	10	Roof	Mechani	TSI	Beige	
157	C	16436	1 Layer	Pipe Insulation Loose F	20	Roof	Mechani	TSI	Beige	
158	C	16436	2 Layer	Pipe Insulation Loose E	10	Roof	Mechani	TSI	Beige	
159	C	16437	1 Layer	Pipe Insulation Loose F	30	Roof	Mechani	TSI	Beige	
160	C	16437	2 Layer	Pipe Insulation Loose E	10	Roof	Mechani	TSI	Beige	
161	C	16438	1 Layer	Foil/Fiberglass - White	0	Roof	Mechani	TSI	Beige	
162	C	16438	2 Layer	Foil/Fiberglass - White	0	Roof	Mechani	TSI	Beige	
163	C	16439	1 Layer	Foil/Fiberglass - White	0	Roof	Mechani	TSI	White/Gray	Insulator Wrap
164	C	16439	2 Layer	Foil/Fiberglass - White	0	Roof	Mechani	TSI	White/Gray	Insulator Wrap
165	C	16440	1 Layer	Pipe Insulation Loose -	40	Roof	Mechani	TSI	White/Gray	Insulator Wrap
166	C	16441	1 Layer	Pipe Insulation Loose F	20	Roof	Mechani	TSI	White/Gray	Insulator Wrap
167	C	16441	2 Layer	Pipe Insulation Loose E	20	Roof	Mechani	TSI	White/Gray	Insulator Wrap
168	C	16442	1 Layer	Pipe Insulation Loose E	10	Roof	Mechani	TSI	White/Gray	Insulator Wrap
169	C	16443	1 Layer	Pipe Insulation Loose F	10	Roof	Mechani	TSI	White/Gray	Insulator Wrap
170	C	16443	2 Layer	Foil	0	Roof	Mechani	TSI	White/Gray	Insulator Wrap
171	C	16443	3 Layer	Fiberglass	0	Roof	Mechani	TSI	White/Gray	Insulator Wrap
172	C	16444	1 Layer	Pipe Insulation Loose F	40	Roof	Mechani	TSI	White/Gray	Insulator Wrap
173	C	16445	1 Layer	Pipe Insulation Loose -	30	Roof	Mechani	TSI	White/Gray	Insulator Wrap
174	C	16446	1 Layer	Pipe Insulation Loose F	0	Roof	Mechani	TSI	White/Gray	Insulator Wrap
175	C	16446	2 Layer	Foil	0	Roof	Mechani	TSI	White/Gray	Insulator Wrap
176	C	16446	3 Layer	Fiberglass	0	Roof	Mechani	TSI	White/Gray	Insulator Wrap
177	C	16447	1 Layer	Pipe Insulation Loose F	0	Roof	Mechani	TSI	White/Gray	Insulator Wrap

	A	B	C	D	E	F Everything	G	H	I	J
1	Building	Sampling	Layer	Sample Description	% Asbestos	Floor	Room	Material	Color	Field Description
178	C	16447	2 Layer	Foil	0	Roof	Mechani	TSI	White/Gray	Insulator Wrap
179	C	16447	3 Layer	Fiberglass	0	Roof	Mechani	TSI	White/Gray	Insulator Wrap
180	C	16448	1 Layer	Pipe Insulation Loose F	30	Roof	Mechani	TSI	White/Gray	Insulator Wrap
181	C	16448	2 Layer	Foil	30	Roof	Mechani	TSI	White/Gray	Insulator Wrap
182	C	16448	3 Layer	Fiberglass	10	Roof	Mechani	TSI	White/Gray	Insulator Wrap
183	C	16449	1 Layer	Pipe Insulation Loose F	20	Roof	Mechani	TSI	White/Gray	Insulator Wrap
184	C	16449	2 Layer	Foil	10	Roof	Mechani	TSI	White/Gray	Insulator Wrap
185	C	16449	3 Layer	Fiberglass	10	Roof	Mechani	TSI	White/Gray	Insulator Wrap
186	C	16450	1 Layer	Pipe Insulation Loose F	0	Roof	Mechani	TSI	White/Gray	Insulator Wrap
187	C	16450	2 Layer	Foil	0	Roof	Mechani	TSI	White/Gray	Insulator Wrap
188	C	16450	3 Layer	Fiberglass	0	Roof	Mechani	TSI	White/Gray	Insulator Wrap
189	C	16451	1 Layer	Pipe Insulation Loose F	20	Roof	Mechani	TSI	White/Gray	Insulator Wrap
190	C	16451	2 Layer	Foil	10	Roof	Mechani	TSI	White/Gray	Insulator Wrap
191	C	16451	3 Layer	Fiberglass	0	Roof	Mechani	TSI	White/Gray	Insulator Wrap
192	C	16452	1 Layer	Pipe Insulation Loose F	60	Roof	Mechani	TSI	White/Gray	Insulator Wrap
193	C	16452	2 Layer	Foil	20	Roof	Mechani	TSI	White/Gray	Insulator Wrap
194	C	16452	3 Layer	Fiberglass	10	Roof	Mechani	TSI	White/Gray	Insulator Wrap
195	C	16453	1 Layer	Pipe Insulation Loose F	0	Roof	Mechani	TSI	White/Gray	Insulator Wrap
196	C	16453	2 Layer	Foil	0	Roof	Mechani	TSI	White/Gray	Insulator Wrap
197	C	16453	3 Layer	Fiberglass	0	Roof	Mechani	TSI	White/Gray	Insulator Wrap
198	C	16454	1 Layer	Pipe Insulation Loose F	0	Roof	Mechani	TSI	White/Gray	Insulator Wrap
199	C	16454	2 Layer	Foil	0	Roof	Mechani	TSI	White/Gray	Insulator Wrap
200	C	16454	3 Layer	Fiberglass	0	Roof	Mechani	TSI	White/Gray	Insulator Wrap
201	C	16455	1 Layer	Pipe Insulation Loose F	30	Roof	Mechani	TSI	White/Gray	Insulator Wrap
202	C	16455	2 Layer	Foil	20	Roof	Mechani	TSI	White/Gray	Insulator Wrap
203	C	16455	3 Layer	Fiberglass	0	Roof	Mechani	TSI	White/Gray	Insulator Wrap
204	C	16456	1 Layer	Pipe Insulation Loose -	0	Roof	Mechani	TSI	White/Gray	Insulator Wrap
205	C	16456	2 Layer	Foil	0	Roof	Mechani	TSI	White/Gray	Insulator Wrap
206	C	16456	3 Layer	Fiberglass	0	Roof	Mechani	TSI	White/Gray	Insulator Wrap
207	C	16457	1 Layer	Pipe Insulation Loose -	0	Roof	Mechani	TSI	White/Gray	Insulator Wrap
208	C	16457	2 Layer	Foil	0	Roof	Mechani	TSI	White/Gray	Insulator Wrap
209	C	16457	3 Layer	Fiberglass	0	Roof	Mechani	TSI	White/Gray	Insulator Wrap
210	C	16458	1 Layer	Wrap - Black/Brown	30	Roof	Mechani	TSI	Black	Insulator Wrap
211	C	16458	2 Layer	Wrap Foil	30	Roof	Mechani	TSI	Black	Insulator Wrap
212	C	16458	3 Layer	Wrap	30	Roof	Mechani	TSI	Black	Insulator Wrap
213	C	16459	1 Layer	Wrap - Black/Brown	30	Roof	Mechani	TSI	Black	Insulator Wrap
214	C	16459	2 Layer	Wrap Foil	30	Roof	Mechani	TSI	Black	Insulator Wrap
215	C	16459	3 Layer	Wrap	30	Roof	Mechani	TSI	Black	Insulator Wrap
216	C	16460	1 Layer	Wrap - Black/Brown	30	Roof	Mechani	TSI	Black	Insulator Wrap
217	C	16460	2 Layer	Wrap Foil	30	Roof	Mechani	TSI	Black	Insulator Wrap
218	C	16460	3 Layer	Wrap	30	Roof	Mechani	TSI	Black	Insulator Wrap
219	C	16461	1 Layer	Wrap - Black/Brown	40	Roof	Mechani	TSI	Black	Insulator Wrap
220	C	16461	2 Layer	Wrap Foil	20	Roof	Mechani	TSI	Black	Insulator Wrap
221	C	16461	3 Layer	Wrap	20	Roof	Mechani	TSI	Black	Insulator Wrap

	A	B	C	D	E	F Everything	G	H	I	J
1	Building	Sampling	Layer	Sample Description	% Asbestos	Floor	Room	Material	Color	Field Description
222	C	16462	1 Layer	Wrap - Black/Brown	30	Roof	Mechani	TSI	Black	Insulator Wrap
223	C	16462	2 Layer	Wrap Foil	30	Roof	Mechani	TSI	Black	Insulator Wrap
224	C	16462	3 Layer	Wrap	30	Roof	Mechani	TSI	Black	Insulator Wrap
225	C	16463	1 Layer	Wrap - Black/Brown	30	Roof	Mechani	TSI	Black	Insulator Wrap
226	C	16463	2 Layer	Wrap Foil	30	Roof	Mechani	TSI	Black	Insulator Wrap
227	C	16463	3 Layer	Wrap	30	Roof	Mechani	TSI	Black	Insulator Wrap
228	C	16464	1 Layer	Wrap - Black/Brown	60	Roof	Mechani	TSI	Gray	Insulator Wrap
229	C	16464	2 Layer	Wrap Foil	30	Roof	Mechani	TSI	Gray	Insulator Wrap
230	C	16464	3 Layer	Wrap	30	Roof	Mechani	TSI	Gray	Insulator Wrap
231	C	16465	1 Layer	Wrap	20	Roof	Mechani	TSI	Gray	Insulator Wrap
232	C	16465	2 Layer	Wrap	20	Roof	Mechani	TSI	Gray	Insulator Wrap
233	C	16465	3 Layer	Wrap	20	Roof	Mechani	TSI	Gray	Insulator Wrap
234	C	16466	1 Layer	Wrap	30	Roof	Mechani	TSI	Gray	Insulator Wrap
235	C	16466	2 Layer	Wrap	10	Roof	Mechani	TSI	Gray	Insulator Wrap
236	C	16466	3 Layer	Wrap	10	Roof	Mechani	TSI	Gray	Insulator Wrap
237	C	16467	1 Layer	Wrap	40	Roof	Mechani	TSI	Black	Insulator Wrap
238	C	16467	2 Layer	Wrap	40	Roof	Mechani	TSI	Black	Insulator Wrap
239	C	16467	3 Layer	Wrap	20	Roof	Mechani	TSI	Black	Insulator Wrap
240	C	16468	1 Layer	Wrap	60	Roof	Mechani	TSI	Black	Insulator Wrap
241	C	16468	2 Layer	Wrap	20	Roof	Mechani	TSI	Black	Insulator Wrap
242	C	16468	3 Layer	Wrap	20	Roof	Mechani	TSI	Black	Insulator Wrap
243	C	16469	1 Layer	Wrap - Black/Brown	30	Roof	Mechani	TSI	Black	Insulator Wrap
244	C	16469	2 Layer	Wrap Foil	20	Roof	Mechani	TSI	Black	Insulator Wrap
245	C	16469	3 Layer	Wrap	20	Roof	Mechani	TSI	Black	Insulator Wrap
246	C	16470	1 Layer	Wrap - Black/Brown	30	Roof	Mechani	TSI	Black	Insulator Wrap
247	C	16470	2 Layer	Wrap Foil	30	Roof	Mechani	TSI	Black	Insulator Wrap
248	C	16470	3 Layer	Wrap	30	Roof	Mechani	TSI	Black	Insulator Wrap
249	C	16471	1 Layer	Coating - Black	30	Roof	Mechani	TSI	Brown	Insulation
250	C	16471	2 Layer	Tar - Black	30	Roof	Mechani	TSI	Brown	Insulation
251	C	16472	1 Layer	Pipe Insulation - Loose	0	Roof	Mechani	TSI	Brown	Insulation
252	C	16472	2 Layer	Pipe Insulation - Bulk W	Trace	Roof	Mechani	TSI	Brown	Insulation
253	C	16472	3 Layer	Pipe Insulation - Fabric	0	Roof	Mechani	TSI	Brown	Insulation
254	C	16473	1 Layer	Pipe Insulation - Loose	0	Roof	Mechani	TSI	Brown	Insulation
255	C	16473	2 Layer	Pipe Insulation - Bulk W	0	Roof	Mechani	TSI	Brown	Insulation
256	C	16473	3 Layer	Pipe Insulation - Fabric	0	Roof	Mechani	TSI	Brown	Insulation
257	C	16474	1 Layer	Pipe Insulation - Bulk G	80	Roof	Mechani	TSI	Brown	Insulation
258	C	16475	1 Layer	Pipe Insulation - Loose	0	Roof	Mechani	TSI	Brown	Insulation
259	C	16475	2 Layer	Pipe Insulation - Bulk W	Trace	Roof	Mechani	TSI	Brown	Insulation
260	C	16475	3 Layer	Pipe Insulation - Fabric	0	Roof	Mechani	TSI	Brown	Insulation
261	C	16476	1 Layer	Pipe Insulation - Loose	0	Roof	Mechani	TSI	Brown	Insulation
262	C	16476	2 Layer	Pipe Insulation - Bulk W	0	Roof	Mechani	TSI	Brown	Insulation
263	C	16476	3 Layer	Pipe Insulation - Fabric	0	Roof	Mechani	TSI	Brown	Insulation
264	C	16477	1 Layer	Pipe Insulation - Loose	0	Roof	Mechani	TSI	Brown	Insulation
265	C	16477	2 Layer	Pipe Insulation - Bulk W	Trace	Roof	Mechani	TSI	Brown	Insulation

	A	B	C	D	E	F Everything	G	H	I	J
1	Building	Sampling I	Layer	Sample Description	% Asbestos	Floor	Room	Material	Color	Field Description
266	C	16477	3 Layer	Pipe Insulation - Fabric	0	Roof	Mechani	TSI	Brown	Insulation
267	C	16478	1 Layer	Pipe Insulation - Loose	0	Roof	Mechani	TSI	Brown	Insulation
268	C	16478	2 Layer	Pipe Insulation - Bulk W	Trace	Roof	Mechani	TSI	Brown	Insulation
269	C	16478	3 Layer	Pipe Insulation - Fabric	0	Roof	Mechani	TSI	Brown	Insulation
270	C	16479	1 Layer	Pipe Insulation - Loose	0	Roof	Mechani	TSI	Brown	Insulation
271	C	16479	2 Layer	Pipe Insulation - Bulk W	0	Roof	Mechani	TSI	Brown	Insulation
272	C	16479	3 Layer	Pipe Insulation - Fabric	0	Roof	Mechani	TSI	Brown	Insulation
273	C	16480	1 Layer	Pipe Insulation - Loose	0	Roof	Mechani	TSI	Brown	Insulation
274	C	16480	2 Layer	Pipe Insulation - Bulk W	0	Roof	Mechani	TSI	Brown	Insulation
275	C	16480	3 Layer	Pipe Insulation - Fabric	0	Roof	Mechani	TSI	Brown	Insulation
276	C	16481	1 Layer	12 X 12 Floor Tile - Blu	0	1st Floor	C 132A	Floor Tile	Blue	12x12 Lanolium
277	C	16481	2 Layer	Mastic - Yellow	0	1st Floor	C 132A	Floor Tile	Blue	12x12 Lanolium
278	C	16481	3 Layer	Roll Vinyl - Pebble Orar	30	1st Floor	C 132A	Floor Tile	Blue	12x12 Lanolium
279	C	16481	4 Layer	Roll Vinyl - Pebble Gray	30	1st Floor	C 132A	Floor Tile	Blue	12x12 Lanolium
280	C	16482	1 Layer	12 X 12 Floor Tile - Blu	0	1st Floor	C 132	Floor Tile	Blue	12x12 Lanolium
281	C	16482	2 Layer	Mastic - Yellow	0	1st Floor	C 132	Floor Tile	Blue	12x12 Lanolium
282	C	16483	1 Layer	12 X 12 Floor Tile - Blu	0	1st Floor	C 132	Floor Tile	Blue	12x12 Lanolium
283	C	16483	2 Layer	Mastic - Yellow	0	1st Floor	C 132	Floor Tile	Blue	12x12 Lanolium
284	C	16484	1 Layer	12 X 12 Floor Tile - Blu	0	1st Floor	C 132	Floor Tile	Blue	Same as 16481
285	C	16484	2 Layer	Mastic - Yellow	0	1st Floor	C 132	Floor Tile	Blue	Same as 16481
286	C	16484	3 Layer	Roll Vinyl - Pebble Orar	20	1st Floor	C 132	Floor Tile	Blue	Same as 16481
287	C	16484	4 Layer	Roll Vinyl - Pebble Orar	20	1st Floor	C 132	Floor Tile	Blue	Same as 16481
288	C	16485	1 Layer	12 X 12 Floor Tile - Blu	0	1st Floor	C 132	Floor Tile	Blue	Same as 16481
289	C	16485	2 Layer	Mastic - Yellow	0	1st Floor	C 132	Floor Tile	Blue	Same as 16481
290	C	16485	3 Layer	Roll Vinyl - Pebble Orar	25	1st Floor	C 132	Floor Tile	Blue	Same as 16481
291	C	16485	4 Layer	Roll Vinyl - Pebble Orar	25	1st Floor	C 132	Floor Tile	Blue	Same as 16481
292	C	16486	1 Layer	Ceiling Tile - White	0	1st Floor	C 132	Ceiling Tile	White	
293	C	16487	1 Layer	Ceiling Tile - White	0	1st Floor	C 132	Ceiling Tile	White	
294	C	16488	1 Layer	Ceiling Tile - White	0	1st Floor	C 132	Ceiling Tile	White	Above Judges Desk
295	C	16489	1 Layer	Ceramic Tile 1 X 1 - Wh	15	1st Floor	C 132C	Floor Tile	W/Br	1X1 Off Court
296	C	16489	2 Layer	Mastic - Brown	30	1st Floor	C 132C	Floor Tile	W/Br	1X1 Off Court
297	C	16490	1 Layer	Ceramic Tile 1 X 1 - Wh	15	1st Floor	C 132C	Floor Tile	W/Br	1X1 Off Court
298	C	16490	2 Layer	Mastic - Brown	30	1st Floor	C 132C	Floor Tile	W/Br	1X1 Off Court
299	C	16491	1 Layer	Ceramic Tile 1 X 1 - Wh	15	1st Floor	C 132C	Floor Tile	W/Br	1X1 Off Court
300	C	16492	1 Layer	Ceramic Tile 4 X 4 - Wh	20	1st Floor	C 132C	Wall Tile	White	4X4 Off Court
301	C	16492	2 Layer	Mastic - Brown	30	1st Floor	C 132C	Wall Tile	White	4X4 Off Court
302	C	16493	1 Layer	Ceramic Tile 4 X 4 - Wh	15	1st Floor	C 132C	Wall Tile	White	4X4 Off Court
303	C	16493	2 Layer	Mastic - Brown	30	1st Floor	C 132C	Wall Tile	White	4X4 Off Court
304	C	16494	1 Layer	Ceramic Tile 4 X 4 - Wh	15	1st Floor	C 132C	Wall Tile	White	4X4 Off Court
305	C	16494	2 Layer	Mastic - Brown	30	1st Floor	C 132C	Wall Tile	White	4X4 Off Court
306	C	16495	1 Layer	Ceramic Tile 4 X 4 - Br	15	1st Floor	C 132D	Wall Tile	Brown	4X4 Off Court
307	C	16495	2 Layer	Mastic - Brown	30	1st Floor	C 132D	Wall Tile	Brown	4X4 Off Court
308	C	16496	1 Layer	Ceramic Tile 4 X 4 - Br	15	1st Floor	C 132D	Wall Tile	Brown	4X4 Off Court
309	C	16496	2 Layer	Mastic - Brown	30	1st Floor	C 132D	Wall Tile	Brown	4X4 Off Court

	A	B	C	D	E	F Everything	G	H	I	J
1	Building	Sampling	Layer	Sample Description	% Asbestos	Floor	Room	Material	Color	Field Description
310	C	16497	1 Layer	Ceramic Tile 4 X 4 - Br	20	1st Floor	C 132D	Wall Tile	Brown	4X4 Off Court
311	C	16497	2 Layer	Mastic - Brown	30	1st Floor	C 132D	Wall Tile	Brown	4X4 Off Court
312	C	16498	1 Layer	Ceramic Tile 1 X 1 - Wh	15	1st Floor	C 132D	Floor Tile	W/Br	1X1 Off Court
313	C	16498	2 Layer	Mastic - Brown	30	1st Floor	C 132D	Floor Tile	W/Br	1X1 Off Court
314	C	16499	1 Layer	Ceramic Tile 1 X 1 - Wh	15	1st Floor	C 132D	Floor Tile	W/Br	1X1 Off Court
315	C	16499	2 Layer	Mastic - Brown	30	1st Floor	C 132D	Floor Tile	W/Br	1X1 Off Court
316	C	16500	1 Layer	Ceramic Tile 1 X 1 - Br	15	1st Floor	C 132D	Floor Tile	W/Br	1X1 Off Court
317	C	16500	2 Layer	Mastic - Brown	20	1st Floor	C 132D	Floor Tile	W/Br	1X1 Off Court
318	C	16500	3 Layer	Ceramic Tile 1 X 1 - Wh	15	1st Floor	C 132D	Floor Tile	W/Br	1X1 Off Court
319	C	16500	4 Layer	Mastic - Brown	30	1st Floor	C 132D	Floor Tile	W/Br	1X1 Off Court
320	C	16501	1 Layer	Carpet - Gray	0	1st Floor	C 132	Carpet	Gray	By Judge Bench
321	C	16501	2 Layer	Mastic - Yellow	0	1st Floor	C 132	Carpet	Gray	By Judge Bench
322	C	16502	1 Layer	Carpet - Gray	0	1st Floor	C 132	Carpet	Gray	By Judge Bench
323	C	16502	2 Layer	Mastic - Yellow	0	1st Floor	C 132	Carpet	Gray	By Judge Bench
324	C	16503	1 Layer	Carpet - Gray	0	1st Floor	C 132	Carpet	Gray	By Judge Bench
325	C	16503	2 Layer	Mastic - Yellow	0	1st Floor	C 132	Carpet	Gray	By Judge Bench
326	C	16504	1 Layer	Baseboard - Gray	0	1st Floor	C 132	Base Molding	Gray	Base Molding
327	C	16504	2 Layer	Mastic - Yellow	0	1st Floor	C 132	Base Molding	Gray	Base Molding
328	C	16505	1 Layer	Baseboard - Gray	0	1st Floor	C 132	Base Molding	Gray	Base Molding
329	C	16505	2 Layer	Mastic - Yellow	0	1st Floor	C 132	Base Molding	Gray	Base Molding
330	C	16506	1 Layer	Baseboard - Gray	0	1st Floor	C 132	Base Molding	Gray	Base Molding
331	C	16506	2 Layer	Mastic - Yellow	0	1st Floor	C 132	Base Molding	Gray	Base Molding
332	C	16507	1 Layer	Caulk - White	0	1st Floor	C 132	Caulking	White	Window caulking
333	C	16508	1 Layer	Caulk - White	0	1st Floor	C 132	Caulking	White	Window caulking
334	C	16509	1 Layer	Caulk - White	0	1st Floor	C 132	Caulking	White	Window caulking
335	C	16510	1 Layer	Carpet - Multi Brown	0	1st Floor	C 133	Carpet	Multi	Judges Chamber
336	C	16510	2 Layer	Mastic - Yellow	0	1st Floor	C 133	Carpet	Multi	Judges Chamber
337	C	16511	1 Layer	Carpet - Multi Brown	0	1st Floor	C 133	Carpet	Multi	Judges Chamber
338	C	16511	2 Layer	Mastic - Yellow	0	1st Floor	C 133	Carpet	Multi	Judges Chamber
339	C	16512	1 Layer	Carpet - Multi Brown	0	1st Floor	C 133	Carpet	Multi	Judges Chamber
340	C	16512	2 Layer	Mastic - Yellow	0	1st Floor	C 133	Carpet	Multi	Judges Chamber
341	C	16513	1 Layer	Baseboard - Brown	0	1st Floor	C 133	Base Molding	Brown	Judges Chamber
342	C	16513	2 Layer	Mastic - Yellow	0	1st Floor	C 133	Base Molding	Brown	Judges Chamber
343	C	16514	1 Layer	Baseboard - Brown	0	1st Floor	C 133	Base Molding	Brown	Judges Chamber
344	C	16514	2 Layer	Mastic - Yellow	0	1st Floor	C 133	Base Molding	Brown	Judges Chamber
345	C	16515	1 Layer	Baseboard - Brown	0	1st Floor	C 133	Base Molding	Brown	Judges Chamber
346	C	16515	2 Layer	Mastic - Yellow	0	1st Floor	C 133	Base Molding	Brown	Judges Chamber
347	C	16516	1 Layer	Wallpaper	0	1st Floor	C 133	Wall Paper	Brown	Judges Bathroom
348	C	16517	1 Layer	Wallpaper	0	1st Floor	C 133	Wall Paper	Brown	Judges Bathroom
349	C	16518	1 Layer	Wallpaper	0	1st Floor	C 133	Wall Paper	Brown	Judges Bathroom
350	C	16519	1 Layer	Baseboard - Brown	0	1st Floor	C 134	Base Molding	Brown	Base Molding
351	C	16519	2 Layer	Mastic - Yellow	0	1st Floor	C 134	Base Molding	Brown	Base Molding
352	C	16520	1 Layer	Baseboard - Brown	0	1st Floor	C 134	Base Molding	Brown	Base Molding
353	C	16520	2 Layer	Mastic - Yellow	0	1st Floor	C 134	Base Molding	Brown	Base Molding

	A	B	C	D	E	F Everything	G	H	I	J
1	Building	Sampling I	Layer	Sample Description	% Asbestos	Floor	Room	Material	Color	Field Description
354	C	16521	1 Layer	Baseboard - Brown	0	1st Floor	C 134	Base Molding	Brown	Base Molding
355	C	16521	2 Layer	Mastic - Yellow	0	1st Floor	C 134	Base Molding	Brown	Base Molding
356	C	16522	1 Layer	Ceramic Tile 4 X 4 - Ta	20	1st Floor	Hall	Wall Tile	Light Yellow	
357	C	16522	2 Layer	Mastic - Brown	30	1st Floor	Hall	Wall Tile	Light Yellow	
358	C	16523	1 Layer	Ceramic Tile 4 X 4 - Ta	15	1st Floor	Hall	Wall Tile	Light Yellow	
359	C	16523	2 Layer	Mastic - Brown	30	1st Floor	Hall	Wall Tile	Light Yellow	
360	C	16524	1 Layer	Ceramic Tile 4 X 4 - Ta	15	1st Floor	Hall	Wall Tile	Light Yellow	
361	C	16524	2 Layer	Mastic - Brown	30	1st Floor	Hall	Wall Tile	Light Yellow	
362	C	16525	1 Layer	Ceramic Tile 4 X 4 - Da	20	1st Floor	Hall	Wall Tile	Darker Yellow	
363	C	16525	2 Layer	Mastic - Brown	20	1st Floor	Hall	Wall Tile	Darker Yellow	
364	C	16526	1 Layer	Ceramic Tile 4 X 4 - Da	15	1st Floor	Hall	Wall Tile	Darker Yellow	
365	C	16526	2 Layer	Mastic - Brown	20	1st Floor	Hall	Wall Tile	Darker Yellow	
366	C	16527	1 Layer	Ceramic Tile 4 X 4 - Da	15	1st Floor	Hall	Wall Tile	Darker Yellow	
367	C	16527	2 Layer	Mastic - Brown	10	1st Floor	Hall	Wall Tile	Darker Yellow	
368	C	16528	1 Layer	Ceramic Tile 4 X 4 - Da	15	1st Floor	Hall	Wall Tile	Darker Yellow	
369	C	16528	2 Layer	Mastic - Brown	20	1st Floor	Hall	Wall Tile	Darker Yellow	
370	C	16529	1 Layer	Ceramic Tile 4 X 4 - Da	15	1st Floor	Hall	Wall Tile	Darker Yellow	
371	C	16529	2 Layer	Mastic - Brown	30	1st Floor	Hall	Wall Tile	Darker Yellow	
372	C	16530	1 Layer	Ceramic Tile 4 X 4 - Da	15	1st Floor	Hall	Wall Tile	Darker Yellow	
373	C	16530	2 Layer	Mastic - Brown	30	1st Floor	Hall	Wall Tile	Darker Yellow	
374	C	16531	1 Layer	Ceramic Tile 4 X 4 - Da	15	1st Floor	Hall	Wall Tile	Darker Yellow	
375	C	16531	2 Layer	Mastic - Brown	10	1st Floor	Hall	Wall Tile	Darker Yellow	
376	C	16532	1 Layer	Ceramic Tile 4 X 4 - Da	15	1st Floor	Hall	Wall Tile	Darker Yellow	
377	C	16532	2 Layer	Mastic - Brown	10	1st Floor	Hall	Wall Tile	Darker Yellow	
378	C	16533	1 Layer	Ceramic Tile 4 X 4 - Da	15	1st Floor	Hall	Wall Tile	Darker Yellow	
379	C	16533	2 Layer	Mastic - Brown	10	1st Floor	Hall	Wall Tile	Darker Yellow	
380	C	16534	1 Layer	Floor Tile 12 X 12 - Dar	0	1st Floor	Hall	Floor Tile	Dark Blue	12X12 w/Lanolium under
381	C	16534	2 Layer	Mastic - Yellow	0	1st Floor	Hall	Floor Tile	Dark Blue	12X12 w/Lanolium under
382	C	16534	3 Layer	Rool Vinyl - Pebble	30	1st Floor	Hall	Floor Tile	Dark Blue	12X12 w/Lanolium under
383	C	16535	1 Layer	Floor Tile 12 X 12 - Dar	0	1st Floor	Hall	Floor Tile	Dark Blue	12X12 w/Lanolium under
384	C	16535	2 Layer	Mastic - Yellow	0	1st Floor	Hall	Floor Tile	Dark Blue	12X12 w/Lanolium under
385	C	16535	3 Layer	Rool Vinyl - Pebble	20	1st Floor	Hall	Floor Tile	Dark Blue	12X12 w/Lanolium under
386	C	16536	1 Layer	Floor Tile 12 X 12 - Dar	0	1st Floor	Hall	Floor Tile	Dark Blue	12X12 w/Lanolium under
387	C	16536	2 Layer	Mastic - Yellow	0	1st Floor	Hall	Floor Tile	Dark Blue	12X12 w/Lanolium under
388	C	16536	3 Layer	Rool Vinyl - Pebble	30	1st Floor	Hall	Floor Tile	Dark Blue	12X12 w/Lanolium under
389	C	16537	1 Layer	Floor Tile 12 X 12 - Dar	0	1st Floor	Hall	Floor Tile	Dark Blue	12X12 w/Lanolium under
390	C	16537	2 Layer	Mastic - Yellow	0	1st Floor	Hall	Floor Tile	Dark Blue	12X12 w/Lanolium under
391	C	16537	3 Layer	Rool Vinyl - Pebble	30	1st Floor	Hall	Floor Tile	Dark Blue	12X12 w/Lanolium under
392	C	16538	1 Layer	Floor Tile 12 X 12 - Dar	0	1st Floor	Hall	Floor Tile	Dark Blue	12X12 w/Lanolium under
393	C	16538	2 Layer	Mastic - Yellow	0	1st Floor	Hall	Floor Tile	Dark Blue	12X12 w/Lanolium under
394	C	16538	3 Layer	Rool Vinyl - Pebble	10	1st Floor	Hall	Floor Tile	Dark Blue	12X12 w/Lanolium under
395	C	16539	1 Layer	Floor Tile 12 X 12 - Dar	0	1st Floor	Hall	Floor Tile	Dark Blue	12X12 w/Lanolium under
396	C	16539	2 Layer	Mastic - Yellow	0	1st Floor	Hall	Floor Tile	Dark Blue	12X12 w/Lanolium under
397	C	16540	1 Layer	Floor Tile 12 X 12 - Dar	0	1st Floor	Hall	Floor Tile	Dark Blue	12X12 w/Lanolium under

	A	B	C	D	E	F Everything	G	H	I	J
1	Building	Sampling	Layer	Sample Description	% Asbestos	Floor	Room	Material	Color	Field Description
398	C	16540	2 Layer	Mastic - Yellow	0	1st Floor	Hall	Floor Tile	Dark Blue	12X12 w/Lanolium under
399	C	16541	1 Layer	Floor Tile 12 X 12 - Dar	0	1st Floor	Hall	Floor Tile	Dark Blue	12X12 w/Lanolium under
400	C	16541	2 Layer	Mastic - Yellow	0	1st Floor	Hall	Floor Tile	Dark Blue	12X12 w/Lanolium under
401	C	16542	1 Layer	Floor Tile 12 X 12 - Dar	0	1st Floor	Hall	Floor Tile	Dark Blue	12X12 w/Lanolium under
402	C	16542	2 Layer	Mastic - Yellow	0	1st Floor	Hall	Floor Tile	Dark Blue	12X12 w/Lanolium under
403	C	16542	3 Layer	Rool Vinyl - Pebble	20	1st Floor	Hall	Floor Tile	Dark Blue	12X12 w/Lanolium under
404	C	16543	1 Layer	Baseboard - Light Gray	0	1st Floor	Hall	Base Molding	Gray	Hallway
405	C	16543	2 Layer	Mastic - Yellow	0	1st Floor	Hall	Base Molding	Gray	Hallway
406	C	16544	1 Layer	Baseboard - Light Gray	0	1st Floor	Hall	Base Molding	Gray	Hallway
407	C	16544	2 Layer	Mastic - Yellow	0	1st Floor	Hall	Base Molding	Gray	Hallway
408	C	16545	1 Layer	Baseboard - Light Gray	0	1st Floor	Hall	Base Molding	Gray	Hallway
409	C	16545	2 Layer	Mastic - Yellow	0	1st Floor	Hall	Base Molding	Gray	Hallway
410	C	16546	1 Layer	Carpet - Brown	0	1st Floor	134	Carpet	Brown	2X2 Judge #2
411	C	16546	2 Layer	Rubber Backed	0	1st Floor	134	Carpet	Brown	2X2 Judge #2
412	C	16547	1 Layer	Carpet - Brown	0	1st Floor	134	Carpet	Brown	2X2 Judge #2
413	C	16547	2 Layer	Rubber Backed	0	1st Floor	134	Carpet	Brown	2X2 Judge #2
414	C	16548	1 Layer	Carpet - Brown	0	1st Floor	134	Carpet	Brown	2X2 Judge #2
415	C	16548	2 Layer	Rubber Backed	0	1st Floor	134	Carpet	Brown	2X2 Judge #2
416	C	16549	1 Layer	Roll Vinyl - Gray Pebble	15	1st Floor	C 117	Lanolium	Gray	
417	C	16549	2 Layer	Mastic - MultiColor	10	1st Floor	C 117	Lanolium	Gray	
418	C	16550	1 Layer	Roll Vinyl - Gray Pebble	15	1st Floor	C 111	Lanolium	Gray	
419	C	16550	2 Layer	Mastic - MultiColor	20	1st Floor	C 111	Lanolium	Gray	
420	C	16551	1 Layer	Roll Vinyl - Gray Pebble	15	1st Floor	C 110	Lanolium	Gray	
421	C	16551	2 Layer	Mastic - MultiColor	10	1st Floor	C 110	Lanolium	Gray	
422	C	16552	1 Layer	Wallpaper	0	1st Floor	C 110	Wall Paper	yellow	admin b-room
423	C	16553	1 Layer	Wallpaper	0	1st Floor	C 111	Wall Paper	yellow	admin b-room
424	C	16554	1 Layer	Wallpaper	0	1st Floor	C 111	Wall Paper	yellow	admin b-room
425	C	16555	1 Layer	Carpet - Light Brown	0	1st Floor	C 135	Carpet	Gold	down from judges chamber
426	C	16555	2 Layer	Rubber Backed	0	1st Floor	C 135	Carpet	Gold	down from judges chamber
427	C	16556	1 Layer	Carpet - Light Brown	0	1st Floor	C 135	Carpet	Gold	down from judges chamber
428	C	16556	2 Layer	Rubber Backed	0	1st Floor	C 135	Carpet	Gold	down from judges chamber
429	C	16557	1 Layer	Carpet - Light Brown	0	1st Floor	C 135	Carpet	Gold	down from judges chamber
430	C	16557	2 Layer	Rubber Backed	0	1st Floor	C 135	Carpet	Gold	down from judges chamber
431	C	16558	1 Layer	Baseboard - Tan	0	1st Floor	C 135	Base Molding		
432	C	16558	2 Layer	Mastic - Yellow	0	1st Floor	C 135	Base Molding		
433	C	16559	1 Layer	Baseboard - Tan	0	1st Floor	C 135	Base Molding		
434	C	16559	2 Layer	Mastic - Yellow	0	1st Floor	C 135	Base Molding		
435	C	16560	1 Layer	Baseboard - Tan	0	1st Floor	C 135	Base Molding		
436	C	16560	2 Layer	Mastic - Yellow	0	1st Floor	C 135	Base Molding		
437	C	16561	1 Layer	Carpet - Tan	0	1st Floor	C 106	Carpet	Gold	
438	C	16562	1 Layer	Carpet - Tan	0	1st Floor	C 106	Carpet	Gold	
439	C	16563	1 Layer	Carpet - Tan	0	1st Floor	C 106	Carpet	Gold	
440	C	16563	2 Layer	Paper Back	0	1st Floor	C 106	Carpet	Gold	
441	C	16563	3 Layer	Foam Padding	0	1st Floor	C 106	Carpet	Gold	

	A	B	C	D	E	F Everything	G	H	I	J
1	Building	Sampling	Layer	Sample Description	% Asbestos	Floor	Room	Material	Color	Field Description
442	C	16564	1 Layer	Baseboard - Dark Brow	0	1st Floor	C 106	Base Molding	Dark Brown	
443	C	16564	2 Layer	Mastic - Yellow	0	1st Floor	C 106	Base Molding	Dark Brown	
444	C	16565	1 Layer	Baseboard - Dark Brow	0	1st Floor	C 106	Base Molding	Dark Brown	
445	C	16565	2 Layer	Mastic - Yellow	0	1st Floor	C 106	Base Molding	Dark Brown	
446	C	16566	1 Layer	Baseboard - Dark Brow	0	1st Floor	C 106	Base Molding	Dark Brown	
447	C	16566	2 Layer	Mastic - Yellow	0	1st Floor	C 106	Base Molding	Dark Brown	
448	C	16567	1 Layer	Ceramic Tile 12 X 12 -	0	1st Floor	C 106	Floor Tile	Dark Brown	12x12 w/ 1X1 underneth
449	C	16567	2 Layer	Ceramic Tile 1 X 1 - Wl	15	1st Floor	C 106	Floor Tile	Dark Brown	12x12 w/ 1X1 underneth
450	C	16567	3 Layer	Grout - Brown	0	1st Floor	C 106	Floor Tile	Dark Brown	12x12 w/ 1X1 underneth
451	C	16568	1 Layer	Ceramic Tile 12 X 12 -	0	1st Floor	C 106	Floor Tile	Dark Brown	12x12 w/ 1X1 underneth
452	C	16568	2 Layer	Ceramic Tile 1 X 1 - Wl	15	1st Floor	C 106	Floor Tile	Dark Brown	12x12 w/ 1X1 underneth
453	C	16568	3 Layer	Grout - Brown	0	1st Floor	C 106	Floor Tile	Dark Brown	12x12 w/ 1X1 underneth
454	C	16569	1 Layer	Ceramic Tile 12 X 12 -	0	1st Floor	C 106	Floor Tile	Dark Brown	12x12 w/ 1X1 underneth
455	C	16569	2 Layer	Ceramic Tile 1 X 1 - Wl	15	1st Floor	C 106	Floor Tile	Dark Brown	12x12 w/ 1X1 underneth
456	C	16569	3 Layer	Grout - Brown	0	1st Floor	C 106	Floor Tile	Dark Brown	12x12 w/ 1X1 underneth
457	C	16570	1 Layer	Carpet - Red	0	1st Floor	C 105	Carpet	Red	
458	C	16570	2 Layer	Paper Backing	0	1st Floor	C 105	Carpet	Red	
459	C	16570	3 Layer	Foam Padding	0	1st Floor	C 105	Carpet	Red	
460	C	16571	1 Layer	Carpet - Red	0	1st Floor	C 105	Carpet	Red	
461	C	16572	1 Layer	Carpet - Red	0	1st Floor	C 105	Carpet	Red	
462	C	16573	1 Layer	Baseboard - Red	0	1st Floor	C 105	Base Molding	Red/Black	
463	C	16573	2 Layer	Mastic - Yellow	0	1st Floor	C 105	Base Molding	Red/Black	
464	C	16574	1 Layer	Baseboard - Red	0	1st Floor	C 105	Base Molding	Red/Black	
465	C	16574	2 Layer	Mastic - Yellow	0	1st Floor	C 105	Base Molding	Red/Black	
466	C	16575	1 Layer	Baseboard - Red	0	1st Floor	C 105	Base Molding	Red/Black	
467	C	16575	2 Layer	Mastic - Yellow	0	1st Floor	C 105	Base Molding	Red/Black	
468	C	16576	1 Layer	Carpet - Dark Blue	0	1st Floor	C 102	Carpet	Blue	no other blue
469	C	16576	2 Layer	Mastic - Yellow	0	1st Floor	C 102	Carpet	Blue	no other blue
470	C	16577	1 Layer	Carpet - Dark Blue	0	1st Floor	C 102	Carpet	Blue	no other blue
471	C	16577	2 Layer	Mastic - Yellow	0	1st Floor	C 102	Carpet	Blue	no other blue
472	C	16578	1 Layer	Carpet - Dark Blue	0	1st Floor	C 102	Carpet	Blue	no other blue
473	C	16578	2 Layer	Mastic - Yellow	0	1st Floor	C 102	Carpet	Blue	no other blue
474	C	16579	1 Layer	Baseboard - Black	0	1st Floor	C 102	Base Molding	Black	
475	C	16579	2 Layer	Mastic - Yellow	0	1st Floor	C 102	Base Molding	Black	
476	C	16580	1 Layer	Baseboard - Black	0	1st Floor	C 102	Base Molding	Black	
477	C	16580	2 Layer	Mastic - Yellow	0	1st Floor	C 102	Base Molding	Black	
478	C	16581	1 Layer	Baseboard - Black	0	1st Floor	C 102	Base Molding	Black	
479	C	16581	2 Layer	Mastic - Yellow	0	1st Floor	C 102	Base Molding	Black	
480	C	16582	1 Layer	Floor Tile 12 X 12 - Bla	0	1st Floor	C 127	Floor Tile	Blue/Green	no other blue
481	C	16582	2 Layer	Mastic - Yellow	0	1st Floor	C 127	Floor Tile	Blue/Green	no other blue
482	C	16583	1 Layer	Floor Tile 12 X 12 - Bla	0	1st Floor	C 128	Floor Tile	Blue/Green	no other blue
483	C	16583	2 Layer	Mastic - Yellow	0	1st Floor	C 128	Floor Tile	Blue/Green	no other blue
484	C	16584	1 Layer	Floor Tile 12 X 12 - Bla	0	1st Floor	C 129	Floor Tile	Blue/Green	no other blue
485	C	16584	2 Layer	Mastic - Yellow	0	1st Floor	C 129	Floor Tile	Blue/Green	no other blue

	A	B	C	D	E	F Everything	G	H	I	J
1	Building	Sampling	Layer	Sample Description	% Asbestos	Floor	Room	Material	Color	Field Description
486	C	16585	1 Layer	Floor Tile 12 X 12 - Gre	0	1st Floor	C 118	Floor Tile	Green	w/ white streaks
487	C	16585	2 Layer	Mastic - Yellow	0	1st Floor	C 118	Floor Tile	Green	w/ white streaks
488	C	16586	1 Layer	Floor Tile 12 X 12 - Gre	0	1st Floor	C 118	Floor Tile	Green	w/ white streaks
489	C	16586	2 Layer	Mastic - Yellow	0	1st Floor	C 118	Floor Tile	Green	w/ white streaks
490	C	16587	1 Layer	Floor Tile 12 X 12 - Gre	0	1st Floor	C 118	Floor Tile	Green	w/ white streaks
491	C	16587	2 Layer	Mastic - Yellow	0	1st Floor	C 118	Floor Tile	Green	w/ white streaks
492	C	16588	1 Layer	Floor Tile 12 X 12 - Bro	0	1st Floor	C 130	Floor Tile	Brown	
493	C	16588	2 Layer	Mastic - Yellow	0	1st Floor	C 130	Floor Tile	Brown	
494	C	16589	1 Layer	Floor Tile 12 X 12 - Bro	0	1st Floor	C 130	Floor Tile	Brown	
495	C	16589	2 Layer	Mastic - Yellow	0	1st Floor	C 130	Floor Tile	Brown	
496	C	16590	1 Layer	Floor Tile 12 X 12 - Bro	0	1st Floor	C 130	Floor Tile	Brown	
497	C	16590	2 Layer	Mastic - Yellow	0	1st Floor	C 130	Floor Tile	Brown	
498	C	16591	1 Layer	Floor Tile 12 X 12 - Wh	0	1st Floor	C 130	Floor Tile	White	
499	C	16591	2 Layer	Mastic - Yellow	0	1st Floor	C 130	Floor Tile	White	
500	C	16592	1 Layer	Floor Tile 12 X 12 - Wh	0	1st Floor	C 130	Floor Tile	White	
501	C	16592	2 Layer	Mastic - Yellow	0	1st Floor	C 130	Floor Tile	White	
502	C	16593	1 Layer	Floor Tile 12 X 12 - Wh	0	1st Floor	C 130	Floor Tile	White	
503	C	16593	2 Layer	Mastic - Yellow	0	1st Floor	C 130	Floor Tile	White	
504	C	16594	1 Layer	Floor Tile 12 X 12 - Wh	0	1st Floor	C 130	Floor Tile	White	w/ brown streaks
505	C	16594	2 Layer	Mastic - Yellow	0	1st Floor	C 130	Floor Tile	White	w/ brown streaks
506	C	16595	1 Layer	Floor Tile 12 X 12 - Wh	0	1st Floor	C 130	Floor Tile	White	w/ brown streaks
507	C	16595	2 Layer	Mastic - Yellow	0	1st Floor	C 130	Floor Tile	White	w/ brown streaks
508	C	16596	1 Layer	Floor Tile 12 X 12 - Wh	0	1st Floor	C 130	Floor Tile	White	w/ brown streaks
509	C	16596	2 Layer	Mastic - Yellow	0	1st Floor	C 130	Floor Tile	White	w/ brown streaks
510	C	16597	1 Layer	Baseboard - Brown	0	1st Floor	C 130	Base Molding	Brown	
511	C	16598	1 Layer	Baseboard - Brown	0	1st Floor	C 130	Base Molding	Brown	
512	C	16599	1 Layer	Baseboard - Brown	0	1st Floor	C 130	Base Molding	Brown	
513	C	16600	1 Layer	Ceiling Tile - White	0	1st Floor	C 130	Ceiling Tile	White	Same as hallway & admin area
514	C	16601	1 Layer	Ceiling Tile - White	Trace	1st Floor	C 130	Ceiling Tile	White	Same as hallway & admin area
515	C	16602	1 Layer	Ceiling Tile - White	Trace	1st Floor	C 130	Ceiling Tile	White	Same as hallway & admin area
516	C	16603	1 Layer	Pipe Insulation Outer -	20	1st Floor	C 124	TSI	Black	Pipe Insulation
517	C	16603	2 Layer	Insulation Inside - Black	20	1st Floor	C 124	TSI	Black	Pipe Insulation
518	C	16604	1 Layer	Pipe Insulation Outer -	10	1st Floor	C 124	TSI	Black	Pipe Insulation
519	C	16604	2 Layer	Foil	0	1st Floor	C 124	TSI	Black	Pipe Insulation
520	C	16604	3 Layer	Insulation Inside - Black	10	1st Floor	C 124	TSI	Black	Pipe Insulation
521	C	16605	1 Layer	Pipe Insulation Outer -	10	1st Floor	C 124	TSI	White	Pipe Insulation
522	C	16605	2 Layer	Foil	0	1st Floor	C 124	TSI	White	Pipe Insulation
523	C	16605	3 Layer	Insulation Inside - Black	10	1st Floor	C 124	TSI	White	Pipe Insulation
524	C	16606	1 Layer	Pipe Insulation Outer -	10	1st Floor	C 124	TSI	White	Pipe Insulation
525	C	16606	2 Layer	Foil	0	1st Floor	C 124	TSI	White	Pipe Insulation
526	C	16606	3 Layer	Insulation Inside - Black	10	1st Floor	C 124	TSI	White	Pipe Insulation
527	C	16607	1 Layer	Pipe Insulation Outer -	10	1st Floor	C 124	TSI	Black	Pipe Insulation
528	C	16607	2 Layer	Insulation Inside - Black	10	1st Floor	C 124	TSI	Black	Pipe Insulation
529	C	16608	1 Layer	Pipe Insulation Outer -	30	1st Floor	C 124	TSI	White	Pipe Insulation

	A	B	C	D	E	F Everything	G	H	I	J
1	Building	Sampling I	Layer	Sample Description	% Asbestos	Floor	Room	Material	Color	Field Description
530	C	16608	2 Layer	Foil	0	1st Floor	C 124	TSI	White	Pipe Insulation
531	C	16608	3 Layer	Insulation Inside - Black	20	1st Floor	C 124	TSI	White	Pipe Insulation
532	C	16609	1 Layer	Pipe Insulation Outer - I	60	1st Floor	C 124	TSI	Black	Pipe Insulation
533	C	16609	2 Layer	Insulation Inside - Black	60	1st Floor	C 124	TSI	Black	Pipe Insulation
534	C	16610	1 Layer	Pipe Insulation Outer -	Trace	1st Floor	C 124	TSI	White	
535	C	16610	2 Layer	Foil	0	1st Floor	C 124	TSI	White	
536	C	16610	3 Layer	Fiberglass - yellow	0	1st Floor	C 124	TSI	White	
537	C	16611	1 Layer	Pipe Insulation Loose -	20	1st Floor	C 124	TSI	White	Elbow
538	C	16611	2 Layer	Bulk	20	1st Floor	C 124	TSI	White	Elbow
539	C	16611	3 Layer	Fabric - White	0	1st Floor	C 124	TSI	White	Elbow
540	C	16612	1 Layer	Pipe Insulation Loose -	10	1st Floor	C 124	TSI	White	
541	C	16612	2 Layer	Bulk	10	1st Floor	C 124	TSI	White	
542	C	16612	3 Layer	Fabric - White	0	1st Floor	C 124	TSI	White	
543	C	16613	1 Layer	Pipe Insulation - Foil	0	1st Floor	C 124	TSI	White	
544	C	16613	2 Layer	Fiberglass	0	1st Floor	C 124	TSI	White	
545	C	16614	1 Layer	Pipe Insulation Paper -	0	1st Floor	C 124	TSI	White	
546	C	16614	2 Layer	Foil	0	1st Floor	C 124	TSI	White	
547	C	16614	3 Layer	Fiberglass	0	1st Floor	C 124	TSI	White	
548	C	16615	1 Layer	Pipe Insulation Paper -	Trace	1st Floor	C 124	TSI	White	
549	C	16615	2 Layer	Foil	0	1st Floor	C 124	TSI	White	
550	C	16615	3 Layer	Fiberglass	0	1st Floor	C 124	TSI	White	
551	C	16616	1 Layer	Pipe Insulation Loose -	0	1st Floor	C 124	TSI	White	
552	C	16616	2 Layer	Bulk - White	0	1st Floor	C 124	TSI	White	
553	C	16616	3 Layer	Fabric - White	0	1st Floor	C 124	TSI	White	
554	C	16617	1 Layer	Pipe Insulation Loose -	20	1st Floor	C 124	TSI	White	
555	C	16617	2 Layer	Bulk - White	20	1st Floor	C 124	TSI	White	
556	C	16617	3 Layer	Fabric - White	10	1st Floor	C 124	TSI	White	
557	C	16618	1 Layer	Pipe Insulation Loose -	10	1st Floor	C 124	TSI	Yellow	
558	C	16618	2 Layer	Bulk - White	10	1st Floor	C 124	TSI	Yellow	
559	C	16618	3 Layer	Fabric - White	10	1st Floor	C 124	TSI	Yellow	
560	C	16619	1 Layer	Pipe Insulation - Foil	0	1st Floor	C 124	TSI	Yellow	
561	C	16619	2 Layer	Fiberglass	0	1st Floor	C 124	TSI	Yellow	
562	C	16620	1 Layer	Pipe Insulation Loose -	10	1st Floor	C 124	TSI	White	
563	C	16620	2 Layer	Bulk - White	10	1st Floor	C 124	TSI	White	
564	C	16620	3 Layer	Fabric - White	10	1st Floor	C 124	TSI	White	
565	C	16621	1 Layer	Pipe Insulation Loose -	Trace	1st Floor	C 124	TSI	White	Elbow Mud
566	C	16621	2 Layer	Bulk - White	0	1st Floor	C 124	TSI	White	Elbow Mud
567	C	16621	3 Layer	Fabric - White	0	1st Floor	C 124	TSI	White	Elbow Mud
568	C	16621	4 Layer	Fabric - White	0	1st Floor	C 124	TSI	White	Elbow Mud
569	C	16622	1 Layer	Pipe Insulation Loose -	Trace	1st Floor	C 124	TSI	White	Elbow Mud
570	C	16622	2 Layer	Bulk - White	Trace	1st Floor	C 124	TSI	White	Elbow Mud
571	C	16622	3 Layer	Fabric - White	0	1st Floor	C 124	TSI	White	Elbow Mud
572	C	16623	1 Layer	Ceramic Tile 4 X4 - Gre	20	1st Floor	C 108	Floor Tile	light green	3 bathrooms
573	C	16623	2 Layer	Mastic - Yellow	20	1st Floor	C 108	Floor Tile	light green	3 bathrooms

	A	B	C	D	E	F Everything	G	H	I	J
1	Building	Sampling	Layer	Sample Description	% Asbestos	Floor	Room	Material	Color	Field Description
574	C	16624	1 Layer	Ceramic Tile 4 X4 - Gre	20	1st Floor	C 107	Floor Tile	light green	3 bathrooms
575	C	16624	2 Layer	Mastic - Yellow	20	1st Floor	C 107	Floor Tile	light green	3 bathrooms
576	C	16625	1 Layer	Ceramic Tile 4 X4 - Gre	20	1st Floor	C 131	Floor Tile	light green	3 bathrooms
577	C	16625	2 Layer	Mastic - Yellow	20	1st Floor	C 131	Floor Tile	light green	3 bathrooms
578	C	16626	1 Layer	Wallpaper	0	1st Floor	C 108	Wallpaper	Beige	
579	C	16627	1 Layer	Wallpaper	0	1st Floor	C 108	Wallpaper	Beige	
580	C	16628	1 Layer	Wallpaper	0	1st Floor	C 108	Wallpaper	Beige	
581	C	16629	1 Layer	Baseboard - Khaki/Gre	0	1st Floor	C 108	Base Molding	Green	
582	C	16629	2 Layer	Mastic - Yellow	0	1st Floor	C 108	Base Molding	Green	
583	C	16630	1 Layer	Baseboard - Khaki/Gre	0	1st Floor	C 108	Base Molding	Green	
584	C	16630	2 Layer	Mastic - Yellow	0	1st Floor	C 108	Base Molding	Green	
585	C	16631	1 Layer	Baseboard - Khaki/Gre	0	1st Floor	C 108	Base Molding	Green	
586	C	16631	2 Layer	Mastic - Yellow	0	1st Floor	C 108	Base Molding	Green	
587	C	16632	1 Layer	Baseboard - Tan	0	1st Floor	C 107	Base Molding	Light Beige	
588	C	16632	2 Layer	Mastic - Yellow	0	1st Floor	C 107	Base Molding	Light Beige	
589	C	16633	1 Layer	Baseboard - Tan	0	1st Floor	C 107	Base Molding	Light Beige	
590	C	16633	2 Layer	Mastic - Yellow	0	1st Floor	C 107	Base Molding	Light Beige	
591	C	16634	1 Layer	Baseboard - Tan	0	1st Floor	C 107	Base Molding	Light Beige	
592	C	16634	2 Layer	Mastic - Yellow	0	1st Floor	C 107	Base Molding	Light Beige	
593	C	16635	1 Layer	Wallpaper	0	1st Floor	C 107	Wallpaper	Multi	B-Room
594	C	16636	1 Layer	Wallpaper	0	1st Floor	C 107	Wallpaper	Multi	B-Room
595	C	16637	1 Layer	Wallpaper	0	1st Floor	C 107	Wallpaper	Multi	B-Room
596	C	16638	1 Layer	Pipe Insulation Outer -	40	1st Floor	C 108	TSI	Black	Black Vertical
597	C	16638	2 Layer	Foil	0	1st Floor	C 108	TSI	Black	Black Vertical
598	C	16638	3 Layer	Bulk - Black	20	1st Floor	C 108	TSI	Black	Black Vertical
599	C	16639	1 Layer	Pipe Insulation Outer -	40	1st Floor	C 108	TSI	Black	Elbow
600	C	16639	2 Layer	Foil	0	1st Floor	C 108	TSI	Black	Elbow
601	C	16639	3 Layer	Bulk - Black	20	1st Floor	C 108	TSI	Black	Elbow
602	C	16640	1 Layer	Pipe Insulation Outer -	20	1st Floor	C 108	TSI	Beige	12 sided TSI run
603	C	16640	2 Layer	Foil	0	1st Floor	C 108	TSI	Beige	12 sided TSI run
604	C	16640	3 Layer	Bulk - Black	10	1st Floor	C 108	TSI	Beige	12 sided TSI run
605	C	16641	1 Layer	Pipe Insulation Outer -	30	1st Floor	C 108	TSI	Black	Elbow
606	C	16641	2 Layer	Foil	0	1st Floor	C 108	TSI	Black	Elbow
607	C	16641	3 Layer	Bulk - Black	10	1st Floor	C 108	TSI	Black	Elbow
608	C	16642	1 Layer	Pipe Insulation Outer -	20	1st Floor	C 108	TSI	Black	T-Joint
609	C	16642	2 Layer	Bulk - Black	20	1st Floor	C 108	TSI	Black	T-Joint
610	C	16643	1 Layer	Pipe Insulation Paper -	0	1st Floor	C 108	TSI	Beige	12 sided TSI run
611	C	16643	2 Layer	Foil	0	1st Floor	C 108	TSI	Beige	12 sided TSI run
612	C	16643	3 Layer	Bulk - Black	0	1st Floor	C 108	TSI	Beige	12 sided TSI run
613	C	16644	1 Layer	Pipe Insulation Paper -	0	1st Floor	C 108	TSI	Black	T-Joint
614	C	16644	2 Layer	Foil	0	1st Floor	C 108	TSI	Black	T-Joint
615	C	16644	3 Layer	Bulk - Black	0	1st Floor	C 108	TSI	Black	T-Joint
616	C	16645	1 Layer	Pipe Insulation Outer -	20	1st Floor	C 108	TSI	Black	Elbow
617	C	16645	2 Layer	Bulk - Black	20	1st Floor	C 108	TSI	Black	Elbow

	A	B	C	D	E	F Everything	G	H	I	J
1	Building	Sampling	Layer	Sample Description	% Asbestos	Floor	Room	Material	Color	Field Description
618	C	16646	1 Layer	Pipe Insulation Outer -	60	1st Floor	C 108	TSI	Black	Elbow
619	C	16646	2 Layer	Bulk - Black	20	1st Floor	C 108	TSI	Black	Elbow
620	C	16647	1 Layer	Pipe Insulation Outer -	20	1st Floor	C 108	TSI	Silver\White	Wall Battery
621	C	16647	2 Layer	Bulk - Black	20	1st Floor	C 108	TSI	Silver\White	Wall Battery
622	C	16648	1 Layer	Pipe Insulation Paper -	0	1st Floor	C 108	TSI	Beige	TSI Run
623	C	16648	2 Layer	Foil	0	1st Floor	C 108	TSI	Beige	TSI Run
624	C	16648	3 Layer	Fiberglass	0	1st Floor	C 108	TSI	Beige	TSI Run
625	C	16649	1 Layer	Pipe Insulation Paper -	0	1st Floor	C 108	TSI	Beige	TSI Run
626	C	16649	2 Layer	Foil	0	1st Floor	C 108	TSI	Beige	TSI Run
627	C	16649	3 Layer	Fiberglass	0	1st Floor	C 108	TSI	Beige	TSI Run
628	C	16650	1 Layer	Pipe Insultaion Outer -	30	1st Floor	C 108	TSI	Black	TSI T
629	C	16650	2 Layer	Bulk - Black	30	1st Floor	C 108	TSI	Black	TSI T
630	C	16651	1 Layer	Pipe Insultaion Outer -	30	1st Floor	C 108	TSI	Black	TSI T
631	C	16651	2 Layer	Bulk - Black	40	1st Floor	C 108	TSI	Black	TSI T
632	C	16652	1 Layer	Pipe Insultaion Outer -	40	1st Floor	C 108	TSI	Black	TSI Elbow
633	C	16652	2 Layer	Bulk - Black	40	1st Floor	C 108	TSI	Black	TSI Elbow
634	C	16653	1 Layer	Pipe Insultaion Outer -	40	1st Floor	C 108	TSI	Black	TSI Elbow
635	C	16653	2 Layer	Bulk - Black	40	1st Floor	C 108	TSI	Black	TSI Elbow
636	C	16654	1 Layer	Pipe Insultaion Outer -	10	1st Floor	C 108	TSI	Black	Wrap
637	C	16654	2 Layer	Bulk - Black	10	1st Floor	C 108	TSI	Black	Wrap
638	C	16655	1 Layer	Pipe Insulation Loose -	15	1st Floor	C 108	TSI	White	Broken Joint Mud
639	C	16655	2 Layer	Bulk - White	10	1st Floor	C 108	TSI	White	Broken Joint Mud
640	C	16655	3 Layer	Fabric - White	10	1st Floor	C 108	TSI	White	Broken Joint Mud
641	C	16656	1 Layer	Pipe Insulation Loose -	10	1st Floor	C 108	TSI	White	Broken Joint Mud
642	C	16656	2 Layer	Bulk - White	10	1st Floor	C 108	TSI	White	Broken Joint Mud
643	C	16656	3 Layer	Fabric - White	10	1st Floor	C 108	TSI	White	Broken Joint Mud
644	C	16657	1 Layer	Carpet - Green	0	1st Floor	C 109	Carpet	Green	
645	C	16657	2 Layer	Mastic - Yellow	0	1st Floor	C 109	Carpet	Green	
646	C	16658	1 Layer	Carpet - Green	0	1st Floor	C 109	Carpet	Green	
647	C	16658	2 Layer	Mastic - Yellow	0	1st Floor	C 109	Carpet	Green	
648	C	16659	1 Layer	Carpet - Green	0	1st Floor	C 109	Carpet	Green	
649	C	16659	2 Layer	Mastic - Yellow	0	1st Floor	C 109	Carpet	Green	
650	C	16660	1 Layer	Carpet - Brown	0	1st Floor	C 115	Carpet	Brown	Major Lang
651	C	16660	2 Layer	Rubber Backing	0	1st Floor	C 115	Carpet	Brown	Major Lang
652	C	16661	1 Layer	Carpet - Brown	0	1st Floor	C 115	Carpet	Brown	Major Lang
653	C	16661	2 Layer	Rubber Backing	0	1st Floor	C 115	Carpet	Brown	Major Lang
654	C	16662	1 Layer	Carpet - Brown	0	1st Floor	C 115	Carpet	Brown	Major Lang
655	C	16662	2 Layer	Rubber Backing	0	1st Floor	C 115	Carpet	Brown	Major Lang
656	C	16663	1 Layer	Floor Tile 1 X 1 - Green	15	1st Floor	C 131	Tile	Green	1" - Court Hallway
657	C	16663	2 Layer	Mastic - Brown	10	1st Floor	C 131	Tile	Green	1" - Court Hallway
658	C	16664	1 Layer	Floor Tile 1 X 1 - Green	15	1st Floor	C 131	Tile	Green	1" - Court Hallway
659	C	16664	2 Layer	Mastic - Brown	10	1st Floor	C 131	Tile	Green	1" - Court Hallway
660	C	16665	1 Layer	Floor Tile 1 X 1 - Green	15	1st Floor	C 131	Tile	Green	1" - Court Hallway
661	C	16665	2 Layer	Mastic - Brown	20	1st Floor	C 131	Tile	Green	1" - Court Hallway

	A	B	C	D	E	F Everything	G	H	I	J
1	Building	Sampling	Layer	Sample Description	% Asbestos	Floor	Room	Material	Color	Field Description
662	C	16666	1 Layer	Paint - Brown	0	1st Floor	C 132	Paint	Brown	Under Window
663	C	16666	2 Layer	Drywall	0	1st Floor	C 132	Paint	Brown	Under Window
664	C	16667	1 Layer	Paint - Brown	0	1st Floor	C 132	Paint	Brown	Wall by Door
665	C	16667	2 Layer	Drywall	0	1st Floor	C 132	Paint	Brown	Wall by Door
666	C	16668	1 Layer	Paint - Brown	0	1st Floor	Hallway	Paint	Green/Brown	Across from Courtroom
667	C	16668	2 Layer	Drywall	0	1st Floor	Hallway	Paint	Green/Brown	Across from Courtroom
668	C	16669	1 Layer	Paint - Brown	0	1st Floor	Hallway	Paint	Green/Brown	Across from Courtroom
669	C	16669	2 Layer	Drywall	0	1st Floor	Hallway	Paint	Green/Brown	Across from Courtroom
670	C	16670	1 Layer	Paint - Brown	0	1st Floor	Hallway	Paint	Green/Brown	Across from Courtroom
671	C	16670	2 Layer	Drywall	Trace	1st Floor	Hallway	Paint	Green/Brown	Across from Courtroom
672	C	16671	1 Layer	Paint - Brown	0	1st Floor	C 130	Paint	Brown	Court Payment By Window
673	C	16671	2 Layer	Drywall	Trace	1st Floor	C 130	Paint	Brown	Court Payment By Window
674	C	16672	1 Layer	Paint - Brown	0	1st Floor	C 130	Paint	Brown	Court Payment By Door
675	C	16672	2 Layer	Drywall	0	1st Floor	C 130	Paint	Brown	Court Payment By Door
676	C	16673	1 Layer	Paint - Brown	0	1st Floor	Hallway	Paint	Brown/Green	Court Main
677	C	16673	2 Layer	Drywall	Trace	1st Floor	Hallway	Paint	Brown/Green	Court Main
678	C	16674	1 Layer	Paint - Brown	0	1st Floor	Hallway	Paint	Brown/Green	Court Main
679	C	16674	2 Layer	Fabric	Trace	1st Floor	Hallway	Paint	Brown/Green	Court Main
680	C	16674	3 Layer	Drywall	Trace	1st Floor	Hallway	Paint	Brown/Green	Court Main
681	C	16675	1 Layer	Carpet - Burgandy	0	1st Floor	C 104	Carpet	Red	
682	C	16675	2 Layer	Padding	0	1st Floor	C 104	Carpet	Red	
683	C	16676	1 Layer	Carpet - Burgandy	0	1st Floor	C 104	Carpet	Red	
684	C	16676	2 Layer	Padding	0	1st Floor	C 104	Carpet	Red	
685	C	16677	1 Layer	Carpet - Burgandy	0	1st Floor	C 104	Carpet	Red	
686	C	16677	2 Layer	Padding	0	1st Floor	C 104	Carpet	Red	
687	C	16678	1 Layer	Paint	0	1st Floor	C 106	Paint	Beige	w/ Specs
688	C	16678	2 Layer	Drywall	0	1st Floor	C 106	Paint	Beige	w/ Specs
689	C	16679	1 Layer	Paint	0	1st Floor	C 106	Paint	Beige	w/ Specs
690	C	16679	2 Layer	Drywall	0	1st Floor	C 106	Paint	Beige	w/ Specs
691	C	16680	1 Layer	Paint	0	1st Floor	C 106	Paint	Beige	w/ Specs
692	C	16680	2 Layer	Drywall	0	1st Floor	C 106	Paint	Beige	w/ Specs
693	C	16681	1 Layer	Paint - Beige	Trace	1st Floor	C 133	Paint	Dark Tan	Plaster Underneath
694	C	16682	1 Layer	Paint - Beige	Trace	1st Floor	C 115	Paint	Dark Tan	Plaster Underneath
695	C	16682	2 Layer	Paint - Multi	0	1st Floor	C 115	Paint	Dark Tan	Plaster Underneath
696	C	16683	1 Layer	Paint - Beige	0	1st Floor	C 114	Paint	Dark Tan	Plaster Underneath
697	C	16684	1 Layer	Drywall/Paint - Beige	0	1st Floor	C 104	Paint	Dark Tan	w/sheet rock
698	C	16684	2 Layer	Paper Backing	0	1st Floor	C 104	Paint	Dark Tan	w/sheet rock
699	C	16685	1 Layer	Paint- Beige	0	1st Floor	C 109	Paint	Dark Tan w/Greer	Plaster Underneath
700	C	16686	1 Layer	Paint- Beige	0	1st Floor	C 134	Paint	Light Tan/Multi	Tan-Green Plaster
701	C	16687	1 Layer	Paint- Beige	0	1st Floor	C 135	Paint	Light Tan/Green	Tan-Green Plaster
702	C	16688	1 Layer	Paint - Yellow	0	1st Floor	Stairs	Paint	Multi	Tan-Green Plaster
703	C	16689	1 Layer	Paint - Off White	0	1st Floor	C 127	Paint	Multi	Tan-Green Plaster
704	C	16690	1 Layer	Paint - Off White	0	1st Floor	C 101	Paint	Multi	Tan-Green Plaster
705	C	16691	1 Layer	Paint - Yellow	0	1st Floor	Hall C 1	Paint	Multi	Yellow-Green Plaster

	A	B	C	D	E	F Everything	G	H	I	J
1	Building	Sampling	Layer	Sample Description	% Asbestos	Floor	Room	Material	Color	Field Description
706	C	16692	1 Layer	Paint - Yellow	0	1st Floor	Hall C 1(	Paint	Yellow	Plaster - Not Multi Color
707	C	16693	1 Layer	Paint - Yellow	0	1st Floor	Window	Paint	Yellow	Plaster - Not Multi Color
708	C	16694	1 Layer	Paint - Yellow	0	1st Floor	Hall Pas	Paint	Yellow	Plaster - Not Multi Color
709	C	16695	1 Layer	Paint - Yellow	0	1st Floor	Hall Pas	Paint	Yellow	Plaster - Not Multi Color
710	C	16696	1 Layer	Paint - White/Light Gre(	0	1st Floor	C 125	Paint	White/Green	Plaster
711	C	16697	1 Layer	Paint - White/Light Gre(	0	1st Floor	C 125	Paint	White/Green	Plaster
712	C	16698	1 Layer	Paint - White	Trace	1st Floor	C 120	Paint	White	Plaster
713	C	16698	2 Layer	Paper Backing	0	1st Floor	C 120	Paint	White	Plaster
714	C	16699	1 Layer	Paint & Plaster- White	0	1st Floor	C 120	Paint	White	Plaster
715	C	16700	1 Layer	Paint & Plaster- White	0	1st Floor	C 120	Paint	White	Plaster
716	C	16701	1 Layer	Paint Paper - Brown	0	1st Floor	C 110	Paint	Dark Brown	Sheet Rock
717	C	16701	2 Layer	Sheetrock	0	1st Floor	C 110	Paint	Dark Brown	Sheet Rock
718	C	16701	3 Layer	Paper Backing	0	1st Floor	C 110	Paint	Dark Brown	Sheet Rock
719	C	16702	1 Layer	Paint Paper - Brown	0	1st Floor	C 110	Paint	Dark Brown	Sheet Rock
720	C	16702	2 Layer	Sheetrock	0	1st Floor	C 110	Paint	Dark Brown	Sheet Rock
721	C	16702	3 Layer	Paper Backing	0	1st Floor	C 110	Paint	Dark Brown	Sheet Rock
722	C	16703	1 Layer	Paint Paper - Brown	0	1st Floor	C 110	Paint	Dark Brown	Plaster with some green
723	C	16703	2 Layer	Sheetrock	0	1st Floor	C 110	Paint	Dark Brown	Plaster with some green
724	C	16703	3 Layer	Paper Backing	0	1st Floor	C 110	Paint	Dark Brown	Plaster with some green
725	C	16704	1 Layer	Formica - Green	0	1st Floor	C 111	Formica	Green	
726	C	16704	2 Layer	Mastic	0	1st Floor	C 111	Formica	Green	
727	C	16705	1 Layer	Formica - Green	0	1st Floor	Front Lo	Formica	Green	
728	C	16705	2 Layer	Mastic	0	1st Floor	Front Lo	Formica	Green	
729	C	16706	1 Layer	Formica - Green	0	1st Floor	C 125	Formica	Green	
730	C	16706	2 Layer	Mastic	0	1st Floor	C 125	Formica	Green	
731	C	16707	1 Layer	Formica - Wood Grain	0	1st Floor	C 125	Formica	Wood Grain	
732	C	16707	2 Layer	Mastic	0	1st Floor	C 125	Formica	Wood Grain	
733	C	16708	1 Layer	Formica - Wood Grain	0	1st Floor	C 125	Formica	Wood Grain	
734	C	16708	2 Layer	Mastic	0	1st Floor	C 125	Formica	Wood Grain	
735	C	16709	1 Layer	Formica - Wood Grain	0	1st Floor	C 125	Formica	Wood Grain	
736	C	16709	2 Layer	Mastic	0	1st Floor	C 125	Formica	Wood Grain	
737	C	16710	1 Layer	Formica - Light Wood G	0	1st Floor	C 120	Formica	Light Wood Grain	
738	C	16710	2 Layer	Mastic	0	1st Floor	C 120	Formica	Light Wood Grain	
739	C	16711	1 Layer	Formica - Light Wood G	0	1st Floor	C 120	Formica	Light Wood Grain	
740	C	16711	2 Layer	Mastic	0	1st Floor	C 120	Formica	Light Wood Grain	
741	C	16712	1 Layer	Formica - Light Wood G	0	1st Floor	C 120	Formica	Light Wood Grain	
742	C	16712	2 Layer	Mastic	0	1st Floor	C 120	Formica	Light Wood Grain	
743	C	16713	1 Layer	Shingle - Black	0	Roof	Roof	Roof	Black	Tar/Shingle/Tar/Metal "Flashing"
744	C	16713	2 Layer	Tar	0	Roof	Roof	Roof	Black	Tar/Shingle/Tar/Metal "Flashing"
745	C	16714	1 Layer	Shingle - Black	0	Roof	Roof	Roof	Black	Tar/Shingle/Tar/Metal "Flashing"
746	C	16714	2 Layer	Tar	0	Roof	Roof	Roof	Black	Tar/Shingle/Tar/Metal "Flashing"
747	C	16715	1 Layer	Shingle - Black	0	Roof	Roof	Flashing	Black	Tar/Shingle/Tar/Metal "Flashing"
748	C	16715	2 Layer	Tar	0	Roof	Roof	Flashing	Black	Tar/Shingle/Tar/Metal "Flashing"
749	C	16716	1 Layer	Paint - Beige/Blue/Brow	0	1st Floor		Paint	Brown/Blue	

	A	B	C	D	E	F Everything	G	H	I	J
1	Building	Sampling I	Layer	Sample Description	% Asbestos	Floor	Room	Material	Color	Field Description
750	C	16717	1 Layer	Paint - Brown	0	2nd Floor		Paint	Brown/Gray	
751	C	16718	1 Layer	Paint - Brown	0	3rd Floor	C 115	Paint	Brown/Gray	
752	C	16719	1 Layer	Paint - Brown/White	Trace	4th Floor	C 133	Paint	Lt.Brown/DarkBrown/Gray	
753	C	16720	1 Layer	Paint - Brown/White	0	5th Floor	C 133	Paint	Lt.Brown/DarkBrown/Gray	
754	C	16721	1 Layer	Paint - Brown/White	Trace	6th Floor	C 133	Paint	Lt.Brown/DarkBrown/Gray	
755	C	16722	1 Layer	Paint - Dark Gray	0	7th Floor	C 117A	Paint	Gray/Brown/Tan	
756	C	16723	1 Layer	Paint - Dark Gray	0	8th Floor	C 126	Paint	Gray/Brown/Tan	
757	C	16724	1 Layer	Paint - Dark Gray/White	0	9th Floor	Lobby D	Paint	Gray/Brown/Tan	
758	C	16725	1 Layer	Paint - Multi Red	0	10th Floor	C 104	Paint	Red/Gray/Brown	Metal
759	C	16726	1 Layer	Paint - Multi Red	0	11th Floor	C 104	Paint	Red/Gray/Brown	Wood Frame
760	C	16727	1 Layer	Paint - Multi Red	0	12th Floor	C 105	Paint	Red/Gray/Brown	Metal Frame
761	C	16728	1 Layer	Paint - Beige/Brown	Trace	13th Floor	C 106	Paint	Orange/Gray/Brown	
762	C	16729	1 Layer	Paint - Beige/Brown	0	14th Floor	C 106	Paint	Orange/Gray/Brown	
763	C	16730	1 Layer	Paint - Beige/Brown	0	15th Floor	C 105 T	Paint	Orange/Gray/Brown	
764	H	16731	1 Layer	Floor Tile 9 X 9 - Beige	10	1st Floor	H 138	Floor Tile	Beige	9 X 9 Tile
765	H	16731	2 Layer	Mastic	10	1st Floor	H 138	Floor Tile	Beige	9 X 9 Tile
766	H	16732	1 Layer	Floor Tile 9 X 9 - Beige	10	1st Floor	Hallway	Floor Tile	Beige	9 X 9 Tile
767	H	16732	2 Layer	Mastic	10	1st Floor	Hallway	Floor Tile	Beige	9 X 9 Tile
768	H	16733	1 Layer	Floor Tile 9 X 9 - Beige	15	1st Floor	Hallway	Floor Tile	Beige	9 X 9 Tile
769	H	16733	2 Layer	Mastic	10	1st Floor	Hallway	Floor Tile	Beige	9 X 9 Tile
770	H	16734	1 Layer	Floor Tile 12 X 12 - Gre	Trace	1st Floor	H 138A	Floor Tile	Green	12 X 12 Tile
771	H	16734	2 Layer	Mastic - Black	20	1st Floor	H 138A	Floor Tile	Green	12 X 12 Tile
772	H	16735	1 Layer	Floor Tile 12 X 12 - Gre	0	1st Floor	H 138A	Floor Tile	Green	12 X 12 Tile
773	H	16735	2 Layer	Mastic - Black	30	1st Floor	H 138A	Floor Tile	Green	12 X 12 Tile
774	H	16736	1 Layer	Floor Tile 12 X 12 - Gre	0	1st Floor	H 138A	Floor Tile	Green	12 X 12 Tile
775	H	16736	2 Layer	Mastic - Black	20	1st Floor	H 138A	Floor Tile	Green	12 X 12 Tile
776	H	16737	1 Layer	Floor Tile - Green w/Bla	10	1st Floor	H 138A	Floor Tile	Green w/Black	Unique Tile not seen elsewhere
777	H	16737	2 Layer	Mastic	10	1st Floor	H 138A	Floor Tile	Green w/Black	Unique Tile not seen elsewhere
778	H	16738	1 Layer	Pipe Insulation Fabric -	10	1st Floor	H 138	TSI	Beige	
779	H	16738	2 Layer	Fiberglass	0	1st Floor	H 138	TSI	Beige	
780	H	16739	1 Layer	Pipe Insulation Rubber	10	1st Floor	H 138	TSI	Beige	
781	H	16739	2 Layer	Bulk - White	10	1st Floor	H 138	TSI	Beige	
782	H	16739	3 Layer	Fiberglass	0	1st Floor	H 138	TSI	Beige	
783	H	16740	1 Layer	Pipe Insulation Fabric -	30	1st Floor	H 138	TSI	Beige	
784	H	16740	2 Layer	Bulk - White	40	1st Floor	H 138	TSI	Beige	
785	H	16741	1 Layer	Pipe Insulation Fabric -	20	1st Floor	H 138	TSI	Beige	
786	H	16741	2 Layer	Bulk - White	80	1st Floor	H 138	TSI	Beige	
787	H	16742	1 Layer	Pipe Insulation Fabric -	20	1st Floor	H 138A	TSI	Beige	
788	H	16742	2 Layer	Fiberglass	0	1st Floor	H 138A	TSI	Beige	
789	H	16743	1 Layer	Pipe Insulation Fabric -	40	1st Floor	H 138A	TSI	Beige	
790	H	16743	2 Layer	Fiberglass	0	1st Floor	H 138A	TSI	Beige	
791	H	16744	1 Layer	Pipe Insulation Fabric -	20	1st Floor	H 138A	TSI	Beige	
792	H	16744	2 Layer	Bulk - White	80	1st Floor	H 138A	TSI	Beige	
793	H	16745	1 Layer	Ceramic Tile 4 X 4 - Gr	20	1st Floor	H 138A	Wall Tile	Green	

	A	B	C	D	E	F Everything	G	H	I	J
1	Building	Sampling	Layer	Sample Description	% Asbestos	Floor	Room	Material	Color	Field Description
794	H	16745	2 Layer	Mastic - Yellow	20	1st Floor	H 138A	Wall Tile	Green	
795	H	16746	1 Layer	Ceramic Tile 4 X 4 - Gr	20	1st Floor	H 138A	Wall Tile	Green	
796	H	16746	2 Layer	Mastic - Yellow	20	1st Floor	H 138A	Wall Tile	Green	
797	H	16747	1 Layer	Ceramic Tile 4 X 4 - Gr	20	1st Floor	H 138A	Wall Tile	Green	
798	H	16747	2 Layer	Mastic - Yellow	20	1st Floor	H 138A	Wall Tile	Green	
799	H	16748	1 Layer	Paint - Beige/Green	0	1st Floor	H 138	Paint	Green	
800	H	16749	1 Layer	Paint - Beige/Green	0	1st Floor	Stairwell	Paint	Green	Beside H116
801	H	16750	1 Layer	Paint - Beige/Green	0	1st Floor	H 116	Paint	Green	Above Room
802	H	16751	1 Layer	Paint - Beige	0	1st Floor	H 138	Paint	Green	Above Room
803	B	16752	1 Layer	Carpet - Multi Brown	0	2nd Floor	B 260	Carpet	Multi	No Pad
804	B	16752	2 Layer	Mastic - Yellow	0	2nd Floor	B 260	Carpet	Multi	No Pad
805	B	16753	1 Layer	Carpet - Multi Brown	0	2nd Floor	B 257	Carpet	Multi	No Pad
806	B	16753	2 Layer	Mastic - Yellow	0	2nd Floor	B 257	Carpet	Multi	No Pad
807	B	16754	1 Layer	Carpet - Multi Brown	0	2nd Floor	B 250	Carpet	Multi	No Pad
808	B	16754	2 Layer	Mastic - Yellow	0	2nd Floor	B 250	Carpet	Multi	No Pad
809	B	16755	1 Layer	Baseboard - Black	0	2nd Floor	B 260	Base Molding	Black	
810	B	16755	2 Layer	Mastic - Yellow	0	2nd Floor	B 260	Base Molding	Black	
811	B	16756	1 Layer	Baseboard - Black	0	2nd Floor	B 257	Base Molding	Black	
812	B	16756	2 Layer	Mastic - Yellow	0	2nd Floor	B 257	Base Molding	Black	
813	B	16757	1 Layer	Baseboard - Black	0	2nd Floor	B 250	Base Molding	Black	
814	B	16757	2 Layer	Mastic - Yellow	0	2nd Floor	B 250	Base Molding	Black	
815	C	16758	1 Layer	Floor Tile 12 X 12 - Bei	0	1st Floor	C 112	Floor Tile	Light Gray	12X12
816	C	16758	2 Layer	Mastic - Yellow	0	1st Floor	C 112	Floor Tile	Light Gray	12X12
817	C	16759	1 Layer	Floor Tile 12 X 12 - Bei	0	1st Floor	C 112	Floor Tile	Light Gray	12X12
818	C	16759	2 Layer	Mastic - Yellow	0	1st Floor	C 112	Floor Tile	Light Gray	12X12
819	C	16760	1 Layer	Floor Tile 12 X 12 - Bei	0	1st Floor	C 112	Floor Tile	Light Gray	12X12
820	C	16760	2 Layer	Mastic - Yellow	0	1st Floor	C 112	Floor Tile	Light Gray	12X12
821	C	16761	1 Layer	Formica - White	0	1st Floor	C 112	Formica	White	
822	C	16761	2 Layer	Mastic	0	1st Floor	C 112	Formica	White	
823	C	16762	1 Layer	Formica - White	0	1st Floor	C 112	Formica	White	
824	C	16762	2 Layer	Mastic	0	1st Floor	C 112	Formica	White	
825	C	16763	1 Layer	Formica - White	0	1st Floor	C 112	Formica	White	
826	C	16763	2 Layer	Mastic	0	1st Floor	C 112	Formica	White	
827	C	16764	1 Layer	Ceramic Tile 4 X 4 - Be	0	2nd Floor	Hallway	Wall Tile	Yellow	4 X 4 Tile
828	C	16764	2 Layer	Mastic - Yellow	0	2nd Floor	Hallway	Wall Tile	Yellow	4 X 4 Tile
829	C	16765	1 Layer	Ceramic Tile 4 X 4 - Be	0	2nd Floor	Hallway	Wall Tile	Yellow	4 X 4 Tile
830	C	16765	2 Layer	Mastic - Yellow	0	2nd Floor	Hallway	Wall Tile	Yellow	4 X 4 Tile
831	C	16766	1 Layer	Ceramic Tile 4 X 4 - Be	0	2nd Floor	Hallway	Wall Tile	Yellow	4 X 4 Tile
832	C	16766	2 Layer	Mastic - Yellow	0	2nd Floor	Hallway	Wall Tile	Yellow	4 X 4 Tile
833	C	16767	1 Layer	Ceramic Tile 4 X 4 - Be	0	2nd Floor	Hallway	Wall Tile	Yellow	4 X 4 Tile
834	C	16767	2 Layer	Mastic - Yellow	0	2nd Floor	Hallway	Wall Tile	Yellow	4 X 4 Tile
835	C	16768	1 Layer	Ceramic Tile 4 X 4 - Be	0	2nd Floor	Hallway	Wall Tile	Yellow	4 X 4 Tile
836	C	16768	2 Layer	Mastic - Yellow	0	2nd Floor	Hallway	Wall Tile	Yellow	4 X 4 Tile
837	C	16769	1 Layer	Ceramic Tile 4 X 4 - Be	0	2nd Floor	Hallway	Wall Tile	Yellow	4 X 4 Tile

	A	B	C	D	E	F Everything	G	H	I	J
1	Building	Sampling	Layer	Sample Description	% Asbestos	Floor	Room	Material	Color	Field Description
838	C	16769	2 Layer	Mastic - Yellow	0	2nd Floor	Hallway	Wall Tile	Yellow	4 X 4 Tile
839	C	16770	1 Layer	Ceramic Tile 4 X 4 - Be	0	2nd Floor	Hallway	Wall Tile	Yellow	4 X 4 Tile
840	C	16770	2 Layer	Mastic - Yellow	0	2nd Floor	Hallway	Wall Tile	Yellow	4 X 4 Tile
841	C	16771	1 Layer	Ceramic Tile 4 X 4 - Pe	0	2nd Floor	C 215A	Wall Tile	Dark Pink	4 X 4 Tile Women Locker Room
842	C	16771	2 Layer	Mastic - Yellow	0	2nd Floor	C 215A	Wall Tile	Dark Pink	4 X 4 Tile Women Locker Room
843	C	16772	1 Layer	Ceramic Tile 4 X 4 - Pe	0	2nd Floor	C 215A	Wall Tile	Dark Pink	4 X 4 Tile Women Locker Room
844	C	16772	2 Layer	Mastic - Yellow	0	2nd Floor	C 215A	Wall Tile	Dark Pink	4 X 4 Tile Women Locker Room
845	C	16773	1 Layer	Ceramic Tile 4 X 4 - Pe	0	2nd Floor	C 215A	Wall Tile	Dark Pink	4 X 4 Tile Women Locker Room
846	C	16773	2 Layer	Mastic - Yellow	0	2nd Floor	C 215A	Wall Tile	Dark Pink	4 X 4 Tile Women Locker Room
847	C	16774	1 Layer	Ceramic Tile 4 X 4 - Be	0	2nd Floor	Hallway	Wall Tile	Pink	4 X 4 Tile Across from C 224 & 225
848	C	16774	2 Layer	Mastic - Yellow	0	2nd Floor	Hallway	Wall Tile	Pink	4 X 4 Tile Across from C 224 & 225
849	C	16775	1 Layer	Ceramic Tile 4 X 4 - Be	0	2nd Floor	Hallway	Wall Tile	Pink	4 X 4 Tile Across from C 224 & 225
850	C	16775	2 Layer	Mastic - Yellow	0	2nd Floor	Hallway	Wall Tile	Pink	4 X 4 Tile Across from C 224 & 225
851	C	16776	1 Layer	Ceramic Tile 4 X 4 - Be	0	2nd Floor	Hallway	Wall Tile	Pink	4 X 4 Tile Across from C 224 & 225
852	C	16776	2 Layer	Mastic - Yellow	0	2nd Floor	Hallway	Wall Tile	Pink	4 X 4 Tile Across from C 224 & 225
853	C	16777	1 Layer	Paint - White	0	2nd Floor	Hallway	Paint	White	On wood, BaseMolding by C219
854	C	16778	1 Layer	Ceramic Tile 4 X 4 - Br	10	2nd Floor	C 223A	Wall Tile	Brown	4 X 4 Tile
855	C	16778	2 Layer	Mastic - Yellow	10	2nd Floor	C 223A	Wall Tile	Brown	4 X 4 Tile
856	C	16779	1 Layer	Ceramic Tile 4 X 4 - Br	10	2nd Floor	C 225A	Wall Tile	Brown	4 X 4 Tile
857	C	16779	2 Layer	Mastic - Yellow	10	2nd Floor	C 225A	Wall Tile	Brown	4 X 4 Tile
858	C	16780	1 Layer	Ceramic Tile 4 X 4 - Br	10	2nd Floor	C 227A	Wall Tile	Brown	4 X 4 Tile
859	C	16780	2 Layer	Mastic - Yellow	10	2nd Floor	C 227A	Wall Tile	Brown	4 X 4 Tile
860	C	16781	1 Layer	Ceramic Tile 4 X 4 - Gr	15	2nd Floor	C 224A	Wall Tile	Green	4 X 4 Tile
861	C	16781	2 Layer	Mastic - Yellow	15	2nd Floor	C 224A	Wall Tile	Green	4 X 4 Tile
862	C	16782	1 Layer	Ceramic Tile 4 X 4 - Gr	10	2nd Floor	C 226A	Wall Tile	Green	4 X 4 Tile
863	C	16782	2 Layer	Mastic - Yellow	10	2nd Floor	C 226A	Wall Tile	Green	4 X 4 Tile
864	C	16783	1 Layer	Ceramic Tile 4 X 4 - Gr	10	2nd Floor	C 228A	Wall Tile	Green	4 X 4 Tile
865	C	16783	2 Layer	Mastic - Yellow	10	2nd Floor	C 228A	Wall Tile	Green	4 X 4 Tile
866	C	16784	1 Layer	Ceramic Tile 4 X 4 - Gr	10	2nd Floor	C 230A	Wall Tile	Green	4 X 4 Tile
867	C	16784	2 Layer	Mastic - Yellow	10	2nd Floor	C 230A	Wall Tile	Green	4 X 4 Tile
868	C	16785	1 Layer	Ceramic Tile 4 X 4 - Gr	10	2nd Floor	C 232A	Wall Tile	Green	4 X 4 Tile
869	C	16785	2 Layer	Mastic - Yellow	10	2nd Floor	C 232A	Wall Tile	Green	4 X 4 Tile
870	C	16786	1 Layer	Ceramic Tile 4 X 4 - Br	10	2nd Floor	C 229A	Wall Tile	Brown	4 X 4 Tile
871	C	16786	2 Layer	Mastic - Yellow	10	2nd Floor	C 229A	Wall Tile	Brown	4 X 4 Tile
872	C	16787	1 Layer	Ceramic Tile 4 X 4 - Br	10	2nd Floor	C 204A	Wall Tile	Brown	4 X 4 Tile
873	C	16787	2 Layer	Mastic - Yellow	10	2nd Floor	C 204A	Wall Tile	Brown	4 X 4 Tile
874	C	16788	1 Layer	Ceramic Tile 4 X 4 - Wh	15	2nd Floor	C 213	Wall Tile	White	4 X 4 Tile
875	C	16788	2 Layer	Mastic - Yellow	10	2nd Floor	C 213	Wall Tile	White	4 X 4 Tile
876	C	16789	1 Layer	Ceramic Tile 4 X 4 - Wh	10	2nd Floor	C 213	Wall Tile	White	4 X 4 Tile
877	C	16789	2 Layer	Mastic - Yellow	10	2nd Floor	C 213	Wall Tile	White	4 X 4 Tile
878	C	16790	1 Layer	Ceramic Tile 4 X 4 - Wh	10	2nd Floor	C 213	Wall Tile	White	4 X 4 Tile
879	C	16790	2 Layer	Mastic - Yellow	10	2nd Floor	C 213	Wall Tile	White	4 X 4 Tile
880	C	16791	1 Layer	Ceramic Tile 4 X 4 - Blu	10	2nd Floor	C 213	Wall Tile	Green	Unique not seen elsewhere
881	C	16791	2 Layer	Mastic - Yellow	10	2nd Floor	C 213	Wall Tile	Green	Unique not seen elsewhere

	A	B	C	D	E	F Everything	G	H	I	J
1	Building	Sampling	Layer	Sample Description	% Asbestos	Floor	Room	Material	Color	Field Description
882	C	16792	1 Layer	Ceramic Tile 4 X 4 - Blu	10	2nd Floor	C 213	Wall Tile	Green	Unique not seen elsewhere
883	C	16792	2 Layer	Mastic - Yellow	10	2nd Floor	C 213	Wall Tile	Green	Unique not seen elsewhere
884	C	16793	1 Layer	Ceramic Tile 4 X 4 - Blu	10	2nd Floor	C 213	Wall Tile	Green	Unique not seen elsewhere
885	C	16793	2 Layer	Mastic - Yellow	10	2nd Floor	C 213	Wall Tile	Green	Unique not seen elsewhere
886	C	16794	1 Layer	Ceramic Tile 4 X 4 - Wh	Trace	2nd Floor	C 220A	Wall Tile	White	Unique not seen elsewhere
887	C	16794	2 Layer	Mastic - Yellow	10	2nd Floor	C 220A	Wall Tile	White	Unique not seen elsewhere
888	C	16795	1 Layer	Ceramic Tile 4 X 4 - Wh	Trace	2nd Floor	C 220A	Wall Tile	White	Unique not seen elsewhere
889	C	16795	2 Layer	Mastic - Yellow	10	2nd Floor	C 220A	Wall Tile	White	Unique not seen elsewhere
890	C	16796	1 Layer	Ceramic Tile 4 X 4 - Wh	0	2nd Floor	C 220A	Wall Tile	White	Unique not seen elsewhere
891	C	16796	2 Layer	Mastic - Yellow	10	2nd Floor	C 220A	Wall Tile	White	Unique not seen elsewhere
892	C	16797	1 Layer	Ceramic Tile 4 X 4 - Br	10	2nd Floor	C 220A	Floor Tile	Brown	Unique not seen elsewhere
893	C	16797	2 Layer	Mastic - Yellow	10	2nd Floor	C 220A	Floor Tile	Brown	Unique not seen elsewhere
894	C	16798	1 Layer	Ceramic Tile 4 X 4 - Br	10	2nd Floor	C 220A	Floor Tile	Brown	Unique not seen elsewhere
895	C	16798	2 Layer	Mastic - Yellow	10	2nd Floor	C 220A	Floor Tile	Brown	Unique not seen elsewhere
896	C	16799	1 Layer	Ceramic Tile 4 X 4 - Br	10	2nd Floor	C 220A	Floor Tile	Brown	Unique not seen elsewhere
897	C	16799	2 Layer	Mastic - Yellow	10	2nd Floor	C 220A	Floor Tile	Brown	Unique not seen elsewhere
898	C	16800	1 Layer	Floor Tile - Gray	0	2nd Floor	C 210	Floor Tile	Blue/Gray	Unique not seen elsewhere
899	C	16800	2 Layer	Mastic - Black	10	2nd Floor	C 210	Floor Tile	Blue/Gray	Unique not seen elsewhere
900	C	16801	1 Layer	Floor Tile - Gray	0	2nd Floor	C 210	Floor Tile	Blue/Gray	Unique not seen elsewhere
901	C	16801	2 Layer	Mastic - Black	10	2nd Floor	C 210	Floor Tile	Blue/Gray	Unique not seen elsewhere
902	C	16802	1 Layer	Floor Tile - Gray	0	2nd Floor	C 210	Floor Tile	Blue/Gray	Unique not seen elsewhere
903	C	16802	2 Layer	Mastic - Black	10	2nd Floor	C 210	Floor Tile	Blue/Gray	Unique not seen elsewhere
904	C	16803	1 Layer	Floor Tile - White	Trace	2nd Floor	C 213	Floor Tile	Whitish	Unique not seen elsewhere
905	C	16803	2 Layer	Mastic - Yellow	0	2nd Floor	C 213	Floor Tile	Whitish	Unique not seen elsewhere
906	C	16804	1 Layer	Floor Tile - White	0	2nd Floor	C 213	Floor Tile	Whitish	Unique not seen elsewhere
907	C	16804	2 Layer	Mastic - Yellow	0	2nd Floor	C 213	Floor Tile	Whitish	Unique not seen elsewhere
908	C	16805	1 Layer	Floor Tile - White	0	2nd Floor	C 213	Floor Tile	Whitish	Unique not seen elsewhere
909	C	16805	2 Layer	Mastic - Yellow	0	2nd Floor	C 213	Floor Tile	Whitish	Unique not seen elsewhere
910	C	16806	1 Layer	Floor Tile - Green	0	2nd Floor	C 234	Floor Tile	Green	Unique not seen elsewhere
911	C	16806	2 Layer	Mastic - Yellow	0	2nd Floor	C 234	Floor Tile	Green	Unique not seen elsewhere
912	C	16807	1 Layer	Floor Tile - Green	0	2nd Floor	C 234	Floor Tile	Green	Unique not seen elsewhere
913	C	16807	2 Layer	Mastic - Yellow	0	2nd Floor	C 234	Floor Tile	Green	Unique not seen elsewhere
914	C	16808	1 Layer	Floor Tile - Green	0	2nd Floor	C 234	Floor Tile	Green	Unique not seen elsewhere
915	C	16808	2 Layer	Mastic - Yellow	Trace	2nd Floor	C 234	Floor Tile	Green	Unique not seen elsewhere
916	C	16809	1 Layer	Floor Tile - Light Brown	0	2nd Floor	C 234	Floor Tile	Brown	Hallway in front of room
917	C	16809	2 Layer	Mastic - Yellow	0	2nd Floor	C 234	Floor Tile	Brown	Hallway in front of room
918	C	16810	1 Layer	Floor Tile - Light Brown	0	2nd Floor	C 216	Floor Tile	Brown	Hallway in front of room
919	C	16810	2 Layer	Mastic - Yellow	0	2nd Floor	C 216	Floor Tile	Brown	Hallway in front of room
920	C	16811	1 Layer	Floor Tile - Light Brown	Trace	2nd Floor	C 224	Floor Tile	Brown	Hallway in front of room
921	C	16811	2 Layer	Mastic - Yellow	0	2nd Floor	C 224	Floor Tile	Brown	Hallway in front of room
922	C	16812	1 Layer	Floor Tile - Light Brown	0	2nd Floor	Hallway	Floor Tile	Brown	Hallway in front of Elevator
923	C	16812	2 Layer	Mastic - Yellow	Trace	2nd Floor	Hallway	Floor Tile	Brown	Hallway in front of Elevator
924	C	16813	1 Layer	Floor Tile - Light Brown	0	2nd Floor	C 221	Floor Tile	Brown	Hallway in front of room
925	C	16813	2 Layer	Mastic - Yellow	Trace	2nd Floor	C 221	Floor Tile	Brown	Hallway in front of room

	A	B	C	D	E	F Everything	G	H	I	J
1	Building	Sampling	Layer	Sample Description	% Asbestos	Floor	Room	Material	Color	Field Description
926	C	16814	1 Layer	Floor Tile - Light Brown	0	2nd Floor	C 218	Floor Tile	Brown	Hallway in front of room
927	C	16814	2 Layer	Mastic - Yellow	0	2nd Floor	C 218	Floor Tile	Brown	Hallway in front of room
928	C	16815	1 Layer	Floor Tile - Light Brown	0	2nd Floor	C 207	Floor Tile	Brown	Hallway in front of room
929	C	16815	2 Layer	Mastic - Yellow	0	2nd Floor	C 207	Floor Tile	Brown	Hallway in front of room
930	C	16816	1 Layer	Floor Tile - White	0	2nd Floor	C 233	Floor Tile	White	Unique not seen elsewhere
931	C	16816	2 Layer	Mastic - Yellow	0	2nd Floor	C 233	Floor Tile	White	Unique not seen elsewhere
932	C	16817	1 Layer	Floor Tile - White	0	2nd Floor	C 233	Floor Tile	White	Unique not seen elsewhere
933	C	16817	2 Layer	Mastic - Yellow	0	2nd Floor	C 233	Floor Tile	White	Unique not seen elsewhere
934	C	16818	1 Layer	Floor Tile - White	0	2nd Floor	C 233	Floor Tile	White	Unique not seen elsewhere
935	C	16818	2 Layer	Mastic - Yellow	0	2nd Floor	C 233	Floor Tile	White	Unique not seen elsewhere
936	C	16819	1 Layer	Formica - Woodgrain	0	2nd Floor	C 210	Formica	Wood Grain	On desktops
937	C	16819	2 Layer	Mastic	0	2nd Floor	C 210	Formica	Wood Grain	On desktops
938	C	16820	1 Layer	Formica - Woodgrain	0	2nd Floor	C 210	Formica	Wood Grain	On desktops
939	C	16820	2 Layer	Mastic	0	2nd Floor	C 210	Formica	Wood Grain	On desktops
940	C	16821	1 Layer	Formica - Woodgrain	0	2nd Floor	C 210	Formica	Wood Grain	On desktops
941	C	16821	2 Layer	Mastic	0	2nd Floor	C 210	Formica	Wood Grain	On desktops
942	C	16822	1 Layer	Formica - White	0	2nd Floor	C 217	Formica	White	Unique not seen elsewhere
943	C	16822	2 Layer	Mastic	0	2nd Floor	C 217	Formica	White	Unique not seen elsewhere
944	C	16823	1 Layer	Formica - White	0	2nd Floor	C 217	Formica	White	Unique not seen elsewhere
945	C	16823	2 Layer	Mastic	0	2nd Floor	C 217	Formica	White	Unique not seen elsewhere
946	C	16824	1 Layer	Formica - White	0	2nd Floor	C 217	Formica	White	Unique not seen elsewhere
947	C	16824	2 Layer	Mastic	0	2nd Floor	C 217	Formica	White	Unique not seen elsewhere
948	C	16825	1 Layer	Formica - Woodgrain	0	2nd Floor	C 216	Formica	Wood Grain	On desktops
949	C	16825	2 Layer	Mastic	0	2nd Floor	C 216	Formica	Wood Grain	On desktops
950	C	16826	1 Layer	Formica - Woodgrain	0	2nd Floor	C 216	Formica	Wood Grain	On desktops
951	C	16826	2 Layer	Mastic	0	2nd Floor	C 216	Formica	Wood Grain	On desktops
952	C	16827	1 Layer	Formica - Woodgrain	0	2nd Floor	C 216	Formica	Wood Grain	On desktops
953	C	16827	2 Layer	Mastic	0	2nd Floor	C 216	Formica	Wood Grain	On desktops
954	C	16828	1 Layer	Formica - White	0	2nd Floor	C 216	Formica	Whitish	On desktops
955	C	16828	2 Layer	Mastic	0	2nd Floor	C 216	Formica	Whitish	On desktops
956	C	16829	1 Layer	Formica - White	0	2nd Floor	C 216	Formica	Whitish	On desktops
957	C	16829	2 Layer	Mastic	0	2nd Floor	C 216	Formica	Whitish	On desktops
958	C	16830	1 Layer	Formica - White	0	2nd Floor	C 216	Formica	Whitish	On desktops
959	C	16830	2 Layer	Mastic	0	2nd Floor	C 216	Formica	Whitish	On desktops
960	C	16831	1 Layer	Formica - White w/Gold	0	2nd Floor	C 202	Formica	White w/specks	On desktops
961	C	16831	2 Layer	Mastic	0	2nd Floor	C 202	Formica	White w/specks	On desktops
962	C	16832	1 Layer	Formica - White w/Gold	0	2nd Floor	C 202	Formica	White w/specks	On desktops
963	C	16832	2 Layer	Mastic	0	2nd Floor	C 202	Formica	White w/specks	On desktops
964	C	16833	1 Layer	Formica - White w/Gold	0	2nd Floor	C 202	Formica	White w/specks	On desktops
965	C	16833	2 Layer	Mastic	0	2nd Floor	C 202	Formica	White w/specks	On desktops
966	C	16834	1 Layer	Carpet - Brown/Blue	0	2nd Floor	C 202	Carpet	Blue/Brown	Unique not seen elsewhere
967	C	16834	2 Layer	Padding	0	2nd Floor	C 202	Carpet	Blue/Brown	Unique not seen elsewhere
968	C	16835	1 Layer	Carpet - Brown/Blue	0	2nd Floor	C 202	Carpet	Blue/Brown	Unique not seen elsewhere
969	C	16835	2 Layer	Padding	0	2nd Floor	C 202	Carpet	Blue/Brown	Unique not seen elsewhere

	A	B	C	D	E	F Everything	G	H	I	J
1	Building	Sampling	Layer	Sample Description	% Asbestos	Floor	Room	Material	Color	Field Description
970	C	16836	1 Layer	Carpet - Brown/Blue	0	2nd Floor	C 202	Carpet	Blue/Brown	Unique not seen elsewhere
971	C	16836	2 Layer	Padding	0	2nd Floor	C 202	Carpet	Blue/Brown	Unique not seen elsewhere
972	C	16837	1 Layer	Formica - Tan	0	2nd Floor	C 209	Formica	Tan	Unique not seen elsewhere
973	C	16837	2 Layer	Mastic	0	2nd Floor	C 209	Formica	Tan	Unique not seen elsewhere
974	C	16838	1 Layer	Formica - Tan	0	2nd Floor	C 209	Formica	Tan	Unique not seen elsewhere
975	C	16838	2 Layer	Mastic	0	2nd Floor	C 209	Formica	Tan	Unique not seen elsewhere
976	C	16839	1 Layer	Formica - Tan	0	2nd Floor	C 209	Formica	Tan	Unique not seen elsewhere
977	C	16839	2 Layer	Mastic	0	2nd Floor	C 209	Formica	Tan	Unique not seen elsewhere
978	C	16840	1 Layer	Carpet - Red	0	2nd Floor	C 209	Carpet	Burgandy	Unique not seen elsewhere
979	C	16840	2 Layer	Mastic - Yellow	0	2nd Floor	C 209	Carpet	Burgandy	Unique not seen elsewhere
980	C	16841	1 Layer	Carpet - Red	0	2nd Floor	C 209	Carpet	Burgandy	Unique not seen elsewhere
981	C	16841	2 Layer	Mastic - Yellow	0	2nd Floor	C 209	Carpet	Burgandy	Unique not seen elsewhere
982	C	16842	1 Layer	Carpet - Red	0	2nd Floor	C 209	Carpet	Burgandy	Unique not seen elsewhere
983	C	16842	2 Layer	Mastic - Yellow	0	2nd Floor	C 209	Carpet	Burgandy	Unique not seen elsewhere
984	C	16843	1 Layer	Formica - Woodgrain	0	1st Floor	C 132	Formica	Wood Grain	Judges Desk
985	C	16843	2 Layer	Mastic - Yellow	0	1st Floor	C 132	Formica	Wood Grain	Judges Desk
986	C	16844	1 Layer	Formica - Woodgrain	0	1st Floor	C 132	Formica	Wood Grain	Judges Desk
987	C	16844	2 Layer	Mastic - Yellow	0	1st Floor	C 132	Formica	Wood Grain	Judges Desk
988	C	16845	1 Layer	Formica - Woodgrain	0	1st Floor	C 132	Formica	Wood Grain	Judges Desk
989	C	16845	2 Layer	Mastic - Yellow	0	1st Floor	C 132	Formica	Wood Grain	Judges Desk
990	C	16846	1 Layer	Carpet - Brown	0	2nd Floor	C 230	Carpet	Brown	Unique not seen elsewhere
991	C	16846	2 Layer	Padding	0	2nd Floor	C 230	Carpet	Brown	Unique not seen elsewhere
992	C	16847	1 Layer	Carpet - Brown	0	2nd Floor	C 230	Carpet	Brown	Unique not seen elsewhere
993	C	16847	2 Layer	Padding	0	2nd Floor	C 230	Carpet	Brown	Unique not seen elsewhere
994	C	16848	1 Layer	Carpet - Brown	0	2nd Floor	C 230	Carpet	Brown	Unique not seen elsewhere
995	C	16848	2 Layer	Padding	0	2nd Floor	C 230	Carpet	Brown	Unique not seen elsewhere
996	C	16849	1 Layer	Ceramic Tile 1 x 1 - Gre	0	2nd Floor	C 234	Tile	Green/White	1 X 1
997	C	16849	2 Layer	Mastic - Yellow	0	2nd Floor	C 234	Tile	Green/White	1 X 1
998	C	16850	1 Layer	Ceramic Tile 1 x 1 - Gre	0	2nd Floor	C 234	Tile	Green/White	1 X 1
999	C	16850	2 Layer	Mastic - Yellow	0	2nd Floor	C 234	Tile	Green/White	1 X 1
1000	C	16851	1 Layer	Ceramic Tile 1 x 1 - Gre	0	2nd Floor	C 234	Tile	Green/White	1 X 1
1001	C	16851	2 Layer	Mastic - Yellow	0	2nd Floor	C 234	Tile	Green/White	1 X 1
1002	C	16852	1 Layer	Ceramic Tile 1 x 1 - Gre	Trace	2nd Floor	C 220	Tile	Green	1 X 1
1003	C	16852	2 Layer	Mastic - Yellow	0	2nd Floor	C 220	Tile	Green	1 X 1
1004	C	16853	1 Layer	Ceramic Tile 1 x 1 - Gre	Trace	2nd Floor	C 220	Tile	Green	1 X 1
1005	C	16853	2 Layer	Mastic - Yellow	Trace	2nd Floor	C 220	Tile	Green	1 X 1
1006	C	16854	1 Layer	Ceramic Tile 1 x 1 - Gre	0	2nd Floor	C 220	Tile	Green	1 X 1
1007	C	16854	2 Layer	Mastic - Yellow	0	2nd Floor	C 220	Tile	Green	1 X 1
1008	C	16855	1 Layer	Ceramic Tile 1 x 1 - Brc	0	2nd Floor	C 220	Tile	Brown	1 X 1
1009	C	16855	2 Layer	Mastic - Yellow	Trace	2nd Floor	C 220	Tile	Brown	1 X 1
1010	C	16856	1 Layer	Ceramic Tile 1 x 1 - Brc	0	2nd Floor	C 220	Tile	Brown	1 X 1
1011	C	16856	2 Layer	Mastic - Yellow	0	2nd Floor	C 220	Tile	Brown	1 X 1
1012	C	16857	1 Layer	Ceramic Tile 1 x 1 - Brc	0	2nd Floor	C 220	Tile	Brown	1 X 1
1013	C	16857	2 Layer	Mastic - Yellow	0	2nd Floor	C 220	Tile	Brown	1 X 1

	A	B	C	D	E	F Everything	G	H	I	J
1	Building	Sampling	Layer	Sample Description	% Asbestos	Floor	Room	Material	Color	Field Description
1014	C	16858	1 Layer	Paint - Tan	0	2nd Floor	Hallway	Paint	Tan	Outside C 234
1015	C	16859	1 Layer	Paint - Tan	0	2nd Floor	Hallway	Paint	Tan	Outside C 216
1016	C	16860	1 Layer	Paint - Tan	0	2nd Floor	Hallway	Paint	Tan	Outside C 224
1017	C	16861	1 Layer	Paint - Tan	0	2nd Floor	Hallway	Paint	Tan	Next to Elevatorr
1018	C	16862	1 Layer	Paint - Tan	0	2nd Floor	Hallway	Paint	Tan	Across from C 221
1019	C	16863	1 Layer	Paint - Tan	0	2nd Floor	Hallway	Paint	Tan	Btw C 206 & 207
1020	C	16864	1 Layer	Paint - Tan	0	2nd Floor	Hallway	Paint	Tan	Across from C 208
1021	C	16865	1 Layer	Paint - White	0	2nd Floor	C 206	Paint	White	On wall
1022	C	16866	1 Layer	Paint - White	0	2nd Floor	C 206	Paint	White	On wall
1023	C	16867	1 Layer	Paint - White	0	2nd Floor	C 206	Paint	White	On wall
1024	C	16868	1 Layer	Paint - Cream	0	2nd Floor	C 221	Paint	Cream	On wall
1025	C	16869	1 Layer	Paint - Cream	0	2nd Floor	C 221	Paint	Cream	On wall
1026	C	16870	1 Layer	Paint - Cream	0	2nd Floor	C 221	Paint	Cream	On wall
1027	C	16871	1 Layer	Paint - Light Blue	0	2nd Floor	C 210	Paint	Light Blue	On Sheetrock
1028	C	16872	1 Layer	Paint - Light Blue	0	2nd Floor	C 210	Paint	Light Blue	On Sheetrock
1029	C	16873	1 Layer	Paint - Light Blue	0	2nd Floor	C 210	Paint	Light Blue	On Sheetrock
1030	C	16874	1 Layer	Paint - Gray	0	2nd Floor	C 210	Paint	Blue/Gray	On Door Jam
1031	C	16875	1 Layer	Paint - Gray	0	2nd Floor	C 210	Paint	Blue/Gray	On Door Jam
1032	C	16876	1 Layer	Paint - Gray	0	2nd Floor	C 210	Paint	Blue/Gray	On Door Jam
1033	C	16890	1st Layer	Pipe Insulation Foil - W	0	2nd Floor	C 222	TSI	White	Vertical Rise
1034	C	16890	2nd Layer	Fiberglasss	0	2nd Floor	C 222	TSI	White	Vertical Rise
1035	C	16891	1st Layer	Pipe Insulation Foil - W	0	2nd Floor	C 222	TSI	White	5 1/2" Round Brown Vertical Rise
1036	C	16891	2nd Layer	Fiberglasss	0	2nd Floor	C 222	TSI	White	5 1/2" Round Brown Vertical Rise
1037	C	16892	1st Layer	Pipe Insulation Fabric -	10	2nd Floor	C 222	TSI	White	Elbow Mudded
1038	C	16892	2nd Layer	Bulk - White	20	2nd Floor	C 222	TSI	White	Elbow Mudded
1039	C	16893	1st Layer	Pipe Insulation Foil - W	0	2nd Floor	C 222	TSI	White	5 1/2" Round Brown Horizontal
1040	C	16893	2nd Layer	Fiberglasss	0	2nd Floor	C 222	TSI	White	5 1/2" Round Brown Horizontal
1041	C	16894	1st Layer	Pipe Insulation Fabric -	20	2nd Floor	C 222	TSI	White	Elbow Mudded
1042	C	16894	2nd Layer	Bulk - White	20	2nd Floor	C 222	TSI	White	Elbow Mudded
1043	C	16895	1st Layer	Pipe Insulation Foil - W	0	2nd Floor	C 222	TSI	White	Vertical Rise
1044	C	16895	2nd Layer	Fiberglasss	0	2nd Floor	C 222	TSI	White	Vertical Rise
1045	C	16896	1st Layer	Pipe Insulation Foil - W	0	2nd Floor	C 222	TSI	White	3 1/2" Round White Vertical Rise
1046	C	16896	2nd Layer	Fiberglasss	0	2nd Floor	C 222	TSI	White	3 1/2" Round White Vertical Rise
1047	C	16897	1st Layer	Pipe Insulation Fabric -	20	2nd Floor	C 222	TSI	White	Elbow Mudded
1048	C	16897	2nd Layer	Bulk - White	20	2nd Floor	C 222	TSI	White	Elbow Mudded
1049	C	16898	1st Layer	Pipe Insulation Foil - W	0	2nd Floor	C 222	TSI	White	Horizontal Run
1050	C	16898	2nd Layer	Fiberglasss	0	2nd Floor	C 222	TSI	White	Horizontal Run
1051	C	16899	1st Layer	Bulk - White	Trace	2nd Floor	C 222	TSI	White	Elbow Mudded Black Wrapping\
1052	C	16900	1st Layer	Pipe Insulation Foil - W	0	2nd Floor	C 222	TSI	White	Vertical Rise
1053	C	16900	2nd Layer	Fiberglasss	0	2nd Floor	C 222	TSI	White	Vertical Rise
1054	C	16901	1st Layer	Pipe Insulation Foil - W	80	2nd Floor	C 222	TSI	White	4" 12 Sided Vertical Rise
1055	C	16901	2nd Layer	Bulk - Black	80	2nd Floor	C 222	TSI	White	4" 12 Sided Vertical Rise
1056	C	16902	1st Layer	Pipe Insulation - Black	60	2nd Floor	C 222	TSI	White	Elbow Black Wrapping
1057	C	16902	2nd Layer	Bulk - Black	70	2nd Floor	C 222	TSI	White	Elbow Black Wrapping

	A	B	C	D	E	F Everything	G	H	I	J
1	Building	Sampling	Layer	Sample Description	% Asbestos	Floor	Room	Material	Color	Field Description
1058	C	16903	1st Layer	Pipe Insulation Fabric -	60	2nd Floor	C 222	TSI	White	Horizontal Run
1059	C	16903	2nd Layer	Bulk - Black	60	2nd Floor	C 222	TSI	White	Horizontal Run
1060	C	16904	1st Layer	Pipe Insulation - Black	60	2nd Floor	C 222	TSI	White	Elbow Black Wrapping
1061	C	16904	2nd Layer	Bulk - Black	60	2nd Floor	C 222	TSI	White	Elbow Black Wrapping
1062	C	16905	1st Layer	Pipe Insulation Foil - W	80	2nd Floor	C 222	TSI	White	Vertical Rise
1063	C	16905	2nd Layer	Bulk - Black	80	2nd Floor	C 222	TSI	White	Vertical Rise
1064	C	16906	1st Layer	Pipe Insulation Foil - W	30	2nd Floor	C 222	TSI	White	3 1/2" Horizontal
1065	C	16906	2nd Layer	Bulk - Black	40	2nd Floor	C 222	TSI	White	3 1/2" Horizontal
1066	C	16907	1st Layer	Pipe Insulation - Black	20	2nd Floor	C 222	TSI	White	3 1/2" Elbow
1067	C	16907	2nd Layer	Bulk - Black	40	2nd Floor	C 222	TSI	White	3 1/2" Elbow
1068	C	16908	1st Layer	Pipe Insulation Foil - W	Trace	2nd Floor	C 222	TSI	White	2 1/2" Vertical
1069	C	16908	2nd Layer	Fiberglass	0	2nd Floor	C 222	TSI	White	2 1/2" Vertical
1070	C	16909	1st Layer	Pipe Insulation Foil - W	10	2nd Floor	C 222	TSI	White	2 1/2" Elbow
1071	C	16909	2nd Layer	Fiberglass	0	2nd Floor	C 222	TSI	White	2 1/2" Elbow
1072	C	16910	1st Layer	Pipe Insulation Foil - W	0	2nd Floor	C 222	TSI	White	2 1/2" Vertical
1073	C	16910	2nd Layer	Fiberglass	0	2nd Floor	C 222	TSI	White	2 1/2" Vertical
1074	C	16911	1st Layer	Pipe Insulation Fabric -	Trace	2nd Floor	C 222	TSI	White	Elbow
1075	C	16911	2nd Layer	Bulk - White	10	2nd Floor	C 222	TSI	White	Elbow
1076	C	16912	1st Layer	Pipe Insulation Foil - W	0	2nd Floor	C 222	TSI	White	Vertical Rise
1077	C	16912	2nd Layer	Fiberglass	0	2nd Floor	C 222	TSI	White	Vertical Rise
1078	C	16913	1st Layer	Pipe Insulation Fabric -	30	2nd Floor	C 222	TSI	White	Elbow
1079	C	16913	2nd Layer	Bulk - White	20	2nd Floor	C 222	TSI	White	Elbow
1080	C	16914	1st Layer	Pipe Insulation Foil - Bl	40	2nd Floor	C 222	TSI	Black	6" 12 Sided down form 7" 12 Sided
1081	C	16914	2nd Layer	Bulk - Black	20	2nd Floor	C 222	TSI	Black	6" 12 Sided down form 7" 12 Sided
1082	C	16915	1st Layer	Pipe Insulation Foil - Bl	40	2nd Floor	C 222	TSI	Black	6" 12 Sided down form 7" 12 Sided
1083	C	16915	2nd Layer	Bulk - Black	35	2nd Floor	C 222	TSI	Black	6" 12 Sided down form 7" 12 Sided
1084	C	16916	1st Layer	Fiberglass	0	2nd Floor	C 222	TSI	Brown	3" Round Paper&Foil
1085	C	16917	1st Layer	Pipe Insulation Foil - W	0	2nd Floor	C 222	TSI	Brown	5" Round Paper&Foil
1086	C	16917	2nd Layer	Fiberglass	0	2nd Floor	C 222	TSI	Brown	5" Round Paper&Foil
1087	C	16918	1st Layer	Bulk - White	30	2nd Floor	C 222	TSI	White	4 1/2" Round Ellow Mud
1088	C	16919	1st Layer	Pipe Insulation Fabric -	20	2nd Floor	C 222	TSI	White	5 1/2" Mud
1089	C	16919	2nd Layer	Bulk - White	20	2nd Floor	C 222	TSI	White	5 1/2" Mud
1090	C	16920	1st Layer	Pipe Insulation - Black	20	2nd Floor	C 222	TSI	Black	4" 12 Sided
1091	C	16920	2nd Layer	Bulk - Black	20	2nd Floor	C 222	TSI	Black	4" 12 Sided
1092	C	16921	1st Layer	4X4 Ceramic Tile - Gra	10	3rd Floor	C 315	Wall Tile	Green	4 X 4 Ceramic
1093	C	16921	2nd Layer	Mastic - Yellow	10	3rd Floor	C 315	Wall Tile	Green	4 X 4 Ceramic
1094	C	16922	1st Layer	4X4 Ceramic Tile - Gra	20	3rd Floor	C 315	Wall Tile	Green	4 X 4 Ceramic
1095	C	16922	2nd Layer	Mastic - Yellow	10	3rd Floor	C 315	Wall Tile	Green	4 X 4 Ceramic
1096	C	16923	1st Layer	4X4 Ceramic Tile - Gra	20	3rd Floor	C 313	Wall Tile	Green	4 X 4 Ceramic
1097	C	16923	2nd Layer	Mastic - Yellow	10	3rd Floor	C 313	Wall Tile	Green	4 X 4 Ceramic
1098	C	16924	1st Layer	4X4 Ceramic Tile - Gra	10	3rd Floor	C 313	Wall Tile	Green	4 X 4 Ceramic
1099	C	16924	2nd Layer	Mastic - Yellow	10	3rd Floor	C 313	Wall Tile	Green	4 X 4 Ceramic
1100	C	16925	1st Layer	4X4 Ceramic Tile - Gra	20	3rd Floor	C 313	Wall Tile	Green	4 X 4 Ceramic
1101	C	16925	2nd Layer	Mastic - Yellow	10	3rd Floor	C 313	Wall Tile	Green	4 X 4 Ceramic

	A	B	C	D	E	F Everything	G	H	I	J
1	Building	Sampling	Layer	Sample Description	% Asbestos	Floor	Room	Material	Color	Field Description
1102	C	16926	1st Layer	4X4 Ceramic Tile - Whi	0	3rd Floor	C 305A	Wall Tile	White w/Specks	4 X 4 Ceramic
1103	C	16926	2nd Layer	Mastic - Yellow	10	3rd Floor	C 305A	Wall Tile	White w/Specks	4 X 4 Ceramic
1104	C	16927	1st Layer	4X4 Ceramic Tile - Whi	0	3rd Floor	C 305A	Wall Tile	White w/Specks	4 X 4 Ceramic
1105	C	16927	2nd Layer	Mastic - Yellow	10	3rd Floor	C 305A	Wall Tile	White w/Specks	4 X 4 Ceramic
1106	C	16928	1st Layer	4X4 Ceramic Tile - Whi	Trace	3rd Floor	C 306	Wall Tile	White w/Specks	4 X 4 Ceramic
1107	C	16928	2nd Layer	Mastic - Yellow	10	3rd Floor	C 306	Wall Tile	White w/Specks	4 X 4 Ceramic
1108	C	16929	1st Layer	Paint - Beige	0	3rd Floor	Hallway	Paint	Tan	Wall outside C 316
1109	C	16930	1st Layer	Paint - Beige	0	3rd Floor	Hallway	Paint	Tan	Wall outside C 316
1110	C	16931	1st Layer	Paint - Beige	0	3rd Floor	Hallway	Paint	Tan	Wall outside C 316
1111	C	16932	1st Layer	Paint - Lt. Green	0	3rd Floor	Hallway	Paint	Green	Wall outside C 316
1112	C	16933	1st Layer	Paint - Lt. Green	0	3rd Floor	Hallway	Paint	Green	Wall outside C 316
1113	C	16934	1st Layer	Paint - Lt. Green	0	3rd Floor	Hallway	Paint	Green	Wall outside C 316
1114	C	16935	1st Layer	Paint - Multi Lt. Green	0	3rd Floor	C 304	Paint	Yellow	also found in C 305
1115	C	16936	1st Layer	Paint - Multi Lt. Green	0	3rd Floor	C 305	Paint	Yellow	Multi Layers
1116	C	16937	1st Layer	Paint - Multi Lt. Green	0	3rd Floor	C 305	Paint	Yellow	Multi Layers
1117	C	16938	1st Layer	Paint - Green	0	3rd Floor	C 305A	Paint	Green	Wall in bathroom
1118	C	16939	1st Layer	Paint - Green	0	3rd Floor	C 305A	Paint	Green	Wall in bathroom
1119	C	16940	1st Layer	Paint - Green	0	3rd Floor	C 305A	Paint	Green	Wall in bathroom
1120	C	16941	1st Layer	Paint - Cream	0	3rd Floor	Stairwell	Paint	White	Wall - next to C 309
1121	C	16942	1st Layer	Paint - White	0	3rd Floor	C 311	Paint	White	Wall - also found in stairwell
1122	C	16943	1st Layer	Paint - White	0	3rd Floor	C 311	Paint	White	Wall - also found in stairwell
1123	C	16944	1st Layer	Floor Tile - White w/Gra	0	3rd Floor	C 311	Vinyl Tile	White w/Specks	9 X 9 in main area
1124	C	16944	2nd Layer	Mastic - Yellow	10	3rd Floor	C 311	Vinyl Tile	White w/Specks	9 X 9 in main area
1125	C	16945	1st Layer	Floor Tile - White w/Gra	0	3rd Floor	C 311	Vinyl Tile	White w/Specks	9 X 9 in main area
1126	C	16945	2nd Layer	Mastic - Yellow	10	3rd Floor	C 311	Vinyl Tile	White w/Specks	9 X 9 in main area
1127	C	16946	1st Layer	Floor Tile - White w/Gra	0	3rd Floor	C 311	Vinyl Tile	White w/Specks	9 X 9 in main area
1128	C	16946	2nd Layer	Mastic - Yellow	10	3rd Floor	C 311	Vinyl Tile	White w/Specks	9 X 9 in main area
1129	C	16947	1st Layer	Floor Tile - Cream w/Gr	0	3rd Floor	C 311B	Vinyl Tile	White w/Specks	9 X 9 slightly different from main area
1130	C	16947	2nd Layer	Mastic - Yellow	Trace	3rd Floor	C 311B	Vinyl Tile	White w/Specks	9 X 9 slightly different from main area
1131	C	16948	1st Layer	Floor Tile - Cream w/Gr	0	3rd Floor	C 311C	Vinyl Tile	White w/Specks	9 X 9 slightly different from main area
1132	C	16948	2nd Layer	Mastic - Yellow	10	3rd Floor	C 311C	Vinyl Tile	White w/Specks	9 X 9 slightly different from main area
1133	C	16949	1st Layer	Floor Tile - Cream w/Gr	0	3rd Floor	C 311D	Vinyl Tile	White w/Specks	9 X 9 slightly different from main area
1134	C	16949	2nd Layer	Mastic - Yellow	10	3rd Floor	C 311D	Vinyl Tile	White w/Specks	9 X 9 slightly different from main area
1135	C	16950	1st Layer	Floor Tile - Brown	0	3rd Floor	Hallway	Vinyl Tile	Brown w/Specks	9 X 9 outside C 306
1136	C	16950	2nd Layer	Mastic - Yellow	10	3rd Floor	Hallway	Vinyl Tile	Brown w/Specks	9 X 9 outside C 306
1137	C	16951	1st Layer	Floor Tile - Brown	0	3rd Floor	Hallway	Vinyl Tile	Brown w/Specks	9 X 9 outside C 309
1138	C	16951	2nd Layer	Mastic - Yellow	10	3rd Floor	Hallway	Vinyl Tile	Brown w/Specks	9 X 9 outside C 309
1139	C	16952	1st Layer	Floor Tile - Brown	0	3rd Floor	Hallway	Vinyl Tile	Brown w/Specks	9 X 9 outside Elevator
1140	C	16952	2nd Layer	Mastic - Yellow	10	3rd Floor	Hallway	Vinyl Tile	Brown w/Specks	9 X 9 outside Elevator
1141	C	16953	1st Layer	Floor Tile - Green	0	3rd Floor	C 312	Vinyl Tile	Green w/Specks	9 X 9 found in hallway and 316
1142	C	16953	2nd Layer	Mastic - Yellow	10	3rd Floor	C 312	Vinyl Tile	Green w/Specks	9 X 9 found in hallway and 316
1143	C	16954	1st Layer	Floor Tile - Green	Trace	3rd Floor	C 312	Vinyl Tile	Green w/Specks	9 X 9 found in hallway and 316
1144	C	16954	2nd Layer	Mastic - Yellow	10	3rd Floor	C 312	Vinyl Tile	Green w/Specks	9 X 9 found in hallway and 316
1145	C	16955	1st Layer	Floor Tile - Green	0	3rd Floor	Hallway	Vinyl Tile	Green w/Specks	9 X 9 next to C 316

	A	B	C	D	E	F Everything	G	H	I	J
1	Building	Sampling	Layer	Sample Description	% Asbestos	Floor	Room	Material	Color	Field Description
1146	C	16955	2nd Layer	Mastic - Yellow	10	3rd Floor	Hallway	Vinyl Tile	Green w/Specks	9 X 9 next to C 316
1147	C	16956	1st Layer	Floor Tile - Green w/Bla	0	3rd Floor	Hallway	Vinyl Tile	Green w/Specks	9 X 9 outside C 315
1148	C	16956	2nd Layer	Mastic - Black	10	3rd Floor	Hallway	Vinyl Tile	Green w/Specks	9 X 9 outside C 315
1149	C	16957	1st Layer	Floor Tile - Green w/Bla	Trace	3rd Floor	Hallway	Vinyl Tile	Green w/Specks	9 X 9 outside C 321
1150	C	16957	2nd Layer	Mastic - Black	10	3rd Floor	Hallway	Vinyl Tile	Green w/Specks	9 X 9 outside C 321
1151	C	16958	1st Layer	Floor Tile - Green w/Bla	Trace	3rd Floor	Hallway	Vinyl Tile	Green w/Specks	9 X 9 outside C 326
1152	C	16958	2nd Layer	Mastic - Black	10	3rd Floor	Hallway	Vinyl Tile	Green w/Specks	9 X 9 outside C 326
1153	C	16959	1st Layer	Baseboard - Beige	0	3rd Floor	C 305	Baseboard	Tan	Same as 304,305,309,312,326
1154	C	16959	2nd Layer	Mastic - Yellow	0	3rd Floor	C 305	Baseboard	Tan	Same as 304,305,309,312,326
1155	C	16960	1st Layer	Baseboard - Beige	0	3rd Floor	C 304	Baseboard	Tan	Same as 304,305,309,312,326
1156	C	16960	2nd Layer	Mastic - Yellow	0	3rd Floor	C 304	Baseboard	Tan	Same as 304,305,309,312,326
1157	C	16961	1st Layer	Baseboard - Beige	0	3rd Floor	C 304	Baseboard	Tan	Same as 304,305,309,312,326
1158	C	16961	2nd Layer	Mastic - Yellow	0	3rd Floor	C 304	Baseboard	Tan	Same as 304,305,309,312,326
1159	C	16962	1st Layer	Pipe Insulation Fabric -	10	3rd Floor	Hallway	TSI	White	Fabric & Mud outside C 313 - 3" pipe joint
1160	C	16962	2nd Layer	Bulk - White	10	3rd Floor	Hallway	TSI	White	Fabric & Mud outside C 313 - 3" pipe joint
1161	C	16963	1st Layer	Pipe Insulation Fabric -	20	3rd Floor	Hallway	TSI	White	Fabric & Mud 3" pipe (313-324)
1162	C	16963	2nd Layer	Bulk - White	10	3rd Floor	Hallway	TSI	White	Fabric & Mud 3" pipe (313-324)
1163	C	16964	1st Layer	Pipe Insulation Fabric -	20	3rd Floor	Hallway	TSI	White	Fabric & Mud 3" pipe (313-324)
1164	C	16964	2nd Layer	Bulk - White	10	3rd Floor	Hallway	TSI	White	Fabric & Mud 3" pipe (313-324)
1165	C	16965	1st Layer	Pipe Insulation Fabric -	20	3rd Floor	Hallway	TSI	White	Fabric & Mud 3" pipe (313-324)
1166	C	16965	2nd Layer	Bulk - White	10	3rd Floor	Hallway	TSI	White	Fabric & Mud 3" pipe (313-324)
1167	C	16966	1st Layer	Pipe Insulation Fabric -	15	3rd Floor	Hallway	TSI	White	Fabric & Mud 3" pipe (313-324)
1168	C	16966	2nd Layer	Bulk - White	10	3rd Floor	Hallway	TSI	White	Fabric & Mud 3" pipe (313-324)
1169	C	16967	1st Layer	Bulk - White	10	3rd Floor	Hallway	TSI	White	Fabric & Mud 3" pipe (313-324)
1170	C	16968	1st Layer	Pipe Insulation Paper -	Trace	3rd Floor	Hallway	TSI	White	Fabric & Mud 3" pipe (313-324)
1171	C	16968	2nd Layer	Bulk - White	10	3rd Floor	Hallway	TSI	White	Fabric & Mud 3" pipe (313-324)
1172	C	16969	1st Layer	Bulk - White	10	3rd Floor	Hallway	TSI	White	Fabric & Mud 3" pipe (313-324)
1173	C	16970	1st Layer	Pipe Insulation Fabric -	20	3rd Floor	Hallway	TSI	White	Fabric & Mud 3" pipe (313-324)
1174	C	16970	2nd Layer	Bulk - White	10	3rd Floor	Hallway	TSI	White	Fabric & Mud 3" pipe (313-324)
1175	C	16971	1st Layer	Pipe Insulation Fabric -	20	3rd Floor	Hallway	TSI	White	Fabric & Mud 3" pipe (313-324)
1176	C	16971	2nd Layer	Bulk - White	10	3rd Floor	Hallway	TSI	White	Fabric & Mud 3" pipe (313-324)
1177	C	16972	1st Layer	Pipe Insulation Fabric -	10	3rd Floor	Hallway	TSI	White	Mud Joint at "T" across from 303
1178	C	16972	2nd Layer	Bulk - White	10	3rd Floor	Hallway	TSI	White	Mud Joint at "T" across from 303
1179	C	16973	1st Layer	Pipe Insulation Fabric -	10	3rd Floor	Hallway	TSI	White	Mud Joint at "T" across from 303
1180	C	16973	2nd Layer	Bulk - White	15	3rd Floor	Hallway	TSI	White	Mud Joint at "T" across from 303
1181	C	16974	1st Layer	Pipe Insulation Fabric -	10	3rd Floor	Hallway	TSI	White	Elbow Mudded
1182	C	16974	2nd Layer	Bulk - White	10	3rd Floor	Hallway	TSI	White	Elbow Mudded
1183	C	16975	1st Layer	Pipe Insulation Fabric -	20	3rd Floor	Hallway	TSI	White	Valve Mudded 3" Pipe
1184	C	16975	2nd Layer	Bulk - White	20	3rd Floor	Hallway	TSI	White	Valve Mudded 3" Pipe
1185	C	16976	1st Layer	Pipe Insulation Fabric -	20	3rd Floor	Hallway	TSI	White	Valve Mudded 3" Pipe
1186	C	16976	2nd Layer	Bulk - White	20	3rd Floor	Hallway	TSI	White	Valve Mudded 3" Pipe
1187	C	16977	1st Layer	Pipe Insulation Foil - Bl	Trace	3rd Floor	Hallway	TSI	White	Horizontal Run Joint 3" C 314
1188	C	16977	2nd Layer	Fiberglass	0	3rd Floor	Hallway	TSI	White	Horizontal Run Joint 3" C 314
1189	C	16978	1st Layer	Pipe Insulation Foil - Bl	Trace	3rd Floor	Hallway	TSI	White	Horizontal Run Joint 4" C 314

	A	B	C	D	E	F Everything	G	H	I	J
1	Building	Sampling	Layer	Sample Description	% Asbestos	Floor	Room	Material	Color	Field Description
1190	C	16978	2nd Layer	Fiberglass	0	3rd Floor	Hallway	TSI	White	Horizontal Run Joint 4" C 314
1191	C	16979	1st Layer	Pipe Insulation Foil - Bl	Trace	3rd Floor	Hallway	TSI	White	Insulating Fiber 3" C 314
1192	C	16979	2nd Layer	Fiberglass	0	3rd Floor	Hallway	TSI	White	Insulating Fiber 3" C 314
1193	B	16980	1st Layer	Floor Tile - White	Trace	Basement	Lobby	Floor Tile	White	12X12
1194	B	16980	2nd Layer	Mastic - Black	20	Basement	Lobby	Floor Tile	White	12X12
1195	B	16981	1st Layer	Floor Tile - White	Trace	Basement	Hallway	Floor Tile	White	12X12 Door of B 001
1196	B	16981	2nd Layer	Mastic - Black	20	Basement	Hallway	Floor Tile	White	12X12 Door of B 001
1197	B	16982	1st Layer	Floor Tile - White	5	Basement	Hallway	Floor Tile	White	12X12 Across from B 003
1198	B	16982	2nd Layer	Mastic - Black	20	Basement	Hallway	Floor Tile	White	12X12 Across from B 003
1199	B	16983	1st Layer	Floor Tile - Beige	5	Basement	Elevatio	Floor Tile	Gray/Tan	12X12 Elevator
1200	B	16983	2nd Layer	Mastic - Black	20	Basement	Elevatio	Floor Tile	Gray/Tan	12X12 Elevator
1201	B	16984	1st Layer	Floor Tile - Beige	Trace	Basement	Stairwell	Floor Tile	Gray/Tan	12X12 Bottom Landing
1202	B	16984	2nd Layer	Mastic - Black	20	Basement	Stairwell	Floor Tile	Gray/Tan	12X12 Bottom Landing
1203	B	16985	1st Layer	Floor Tile - Beige	10	Basement	Stairwell	Floor Tile	Gray/Tan	12X12 Up landing
1204	B	16985	2nd Layer	Mastic - Black	20	Basement	Stairwell	Floor Tile	Gray/Tan	12X12 Up landing
1205	B	16986	1st Layer	Ceramic Tile 1X1 - Brov	0	Basement	B 003	Ceramic Tile	Brown	2X2
1206	B	16986	2nd Layer	Matic - White/Yellow	0	Basement	B 003	Ceramic Tile	Brown	2X2
1207	B	16987	1st Layer	Ceramic Tile 1X1 - Brov	0	Basement	B 003	Ceramic Tile	Brown	2X2
1208	B	16987	2nd Layer	Matic - White/Yellow	0	Basement	B 003	Ceramic Tile	Brown	2X2
1209	B	16988	1st Layer	Ceramic Tile 1X1 - Brov	0	Basement	B 002	Ceramic Tile	Brown	2X2
1210	B	16988	2nd Layer	Matic - White/Yellow	0	Basement	B 002	Ceramic Tile	Brown	2X2
1211	B	16989	1st Layer	Ceramic Tile 4X4 - Crea	10	Basement	B 002	Ceramic Tile	White	Bottom of restroom wall
1212	B	16989	2nd Layer	Mastic - Yellow	10	Basement	B 002	Ceramic Tile	White	Bottom of restroom wall
1213	B	16990	1st Layer	Ceramic Tile 4X4 - Crea	10	Basement	B 002	Ceramic Tile	White	Bottom of restroom wall
1214	B	16990	2nd Layer	Mastic - Yellow	10	Basement	B 002	Ceramic Tile	White	Bottom of restroom wall
1215	B	16991	1st Layer	Ceramic Tile 4X4 - Crea	10	Basement	B 003	Ceramic Tile	White	Bottom of restroom wall
1216	B	16991	2nd Layer	Mastic - Yellow	10	Basement	B 003	Ceramic Tile	White	Bottom of restroom wall
1217	B	16992	1st Layer	Paint - Beige	0	Basement	Hallway	Paint	Beige	Wall left of door B 001
1218	B	16993	1st Layer	Paint - Beige	0	Basement	B 001A	Paint	Beige	Wall outside door B001A
1219	B	16994	1st Layer	Paint - Beige	0	Basement	B 007	Paint	Beige	Wall next to shelves w/monitors
1220	B	16995	1st Layer	Paint - Beige	0	Basement	B 007B	Paint	Beige	Wall to the right inside door
1221	B	16996	1st Layer	Paint - Beige	0	Basement	Hallway	Paint	Beige	Wall left of B 004
1222	B	16997	1st Layer	Paint - Brown	0	Basement	B 002	Paint	Brown	Door Frame
1223	B	16998	1st Layer	Paint - Brown	0	Basement	Boiler R	Paint	Brown	Door Frame
1224	B	16999	1st Layer	Paint - Brown	0	Basement	B 005	Paint	Brown	Door Frame
1225	B	17000	1st Layer	Paint - Multi White	0	Basement	Stairwell	Paint	White	Wall bottom adjacent to door
1226	C	17001	1st Layer	Ceramic Tile 4X4 - Gra	Trace	3rd Floor	Hallway	Ceramic Tile	Green	4X6 - Across from C317
1227	C	17001	2nd Layer	Mastic - Yellow	0	3rd Floor	Hallway	Ceramic Tile	Green	4X6 - Across from C317
1228	C	17002	1st Layer	Ceramic Tile 4X4 - Gra	0	3rd Floor	Hallway	Ceramic Tile	Green	4X6 - Adjacent to 324
1229	C	17002	2nd Layer	Mastic - Yellow	Trace	3rd Floor	Hallway	Ceramic Tile	Green	4X6 - Adjacent to 324
1230	C	17003	1st Layer	Ceramic Tile 4X4 - Gra	0	3rd Floor	Hallway	Ceramic Tile	Green	4X6 - Across from C317
1231	C	17003	2nd Layer	Mastic - Yellow	0	3rd Floor	Hallway	Ceramic Tile	Green	4X6 - Across from C317
1232	C	17004	1st Layer	Ceramic Tile 4X4 - Gra	0	3rd Floor	Hallway	Ceramic Tile	Green	4X6 - Outside C305
1233	C	17004	2nd Layer	Mastic - Yellow	Trace	3rd Floor	Hallway	Ceramic Tile	Green	4X6 - Outside C305

	A	B	C	D	E	F	G	H	I	J
1	Building	Sampling	Layer	Sample Description	% Asbestos	Floor	Room	Material	Color	Field Description
1234	C	17005	1st Layer	Ceramic Tile 4X4 - Gra	0	3rd Floor	Hallway	Ceramic Tile	Green	4X6 - Right of C304
1235	C	17005	2nd Layer	Mastic - Yellow	0	3rd Floor	Hallway	Ceramic Tile	Green	4X6 - Right of C304
1236	C	17006	1st Layer	Ceramic Tile 4X4 - Gra	0	3rd Floor	C 314	Ceramic Tile	Green	4X6 - Left wall facing inside
1237	C	17006	2nd Layer	Mastic - Yellow	0	3rd Floor	C 314	Ceramic Tile	Green	4X6 - Left wall facing inside
1238	C	17007	1st Layer	Ceramic Tile 4X4 - Gra	0	3rd Floor	C 302	Ceramic Tile	Green	4X6 - left of cabinet
1239	C	17007	2nd Layer	Mastic - Yellow	0	3rd Floor	C 302	Ceramic Tile	Green	4X6 - left of cabinet
1240	C	17008	1st Layer	Ceramic Tile 4X4 - Beig	Trace	3rd Floor	Hallway	Ceramic Tile	Yellow	4X4 - Right of C307
1241	C	17008	2nd Layer	Mastic - Yellow	0	3rd Floor	Hallway	Ceramic Tile	Yellow	4X4 - Right of C307
1242	C	17009	1st Layer	Ceramic Tile 4X4 - Beig	0	3rd Floor	Hallway	Ceramic Tile	Yellow	4X4 - Right of C312
1243	C	17009	2nd Layer	Mastic - Yellow	0	3rd Floor	Hallway	Ceramic Tile	Yellow	4X4 - Right of C312
1244	C	17010	1st Layer	Ceramic Tile 4X4 - Beig	0	3rd Floor	Hallway	Ceramic Tile	Yellow	4X4 - Across of C306
1245	C	17010	2nd Layer	Mastic - Yellow	0	3rd Floor	Hallway	Ceramic Tile	Yellow	4X4 - Across of C306
1246	C	17011	1st Layer	Ceramic Tile 4X4 - Beig	Trace	3rd Floor	C 324	Ceramic Tile	Lt. Green	4X4 - Inside door on left
1247	C	17011	2nd Layer	Mastic - Yellow	Trace	3rd Floor	C 324	Ceramic Tile	Lt. Green	4X4 - Inside door on left
1248	C	17012	1st Layer	Ceramic Tile 4X4 - Beig	0	3rd Floor	C 324	Ceramic Tile	Lt. Green	4X4 - Inside door on right
1249	C	17012	2nd Layer	Mastic - Yellow	0	3rd Floor	C 324	Ceramic Tile	Lt. Green	4X4 - Inside door on right
1250	C	17013	1st Layer	Ceramic Tile 4X4 - Beig	0	3rd Floor	C 312	Ceramic Tile	Lt. Green	4X4 - On wall of C312A
1251	C	17013	2nd Layer	Mastic - Yellow	Trace	3rd Floor	C 312	Ceramic Tile	Lt. Green	4X4 - On wall of C312A
1252	C	17014	1st Layer	Formica - White	0	3rd Floor	C 315	Formica	White	Countertop
1253	C	17014	2nd Layer	Mastic - Yellow	0	3rd Floor	C 315	Formica	White	Countertop
1254	C	17015	1st Layer	Formica - White	0	3rd Floor	C 301	Formica	White	Countertop
1255	C	17015	2nd Layer	Mastic - Yellow	0	3rd Floor	C 301	Formica	White	Countertop
1256	C	17016	1st Layer	Formica - White	0	3rd Floor	C 309	Formica	White	Countertop
1257	C	17016	2nd Layer	Mastic - Yellow	0	3rd Floor	C 309	Formica	White	Countertop
1258	C	17017	1st Layer	Ceiling Tile - White	0	3rd Floor	C 304	Acoustic Tile	White	1X1 - Ceiling
1259	C	17017	2nd Layer	Glue - Brown	Trace	3rd Floor	C 304	Acoustic Tile	White	1X1 - Ceiling
1260	C	17018	1st Layer	Ceiling Tile - White	0	3rd Floor	Hallway	Acoustic Tile	White	1X1 - Ceiling btw. C306&C307
1261	C	17018	2nd Layer	Glue - Brown	Trace	3rd Floor	Hallway	Acoustic Tile	White	1X1 - Ceiling btw. C306&C307
1262	C	17019	1st Layer	Ceiling Tile - White	0	3rd Floor	Hallway	Acoustic Tile	White	1X1 - Ceiling outside 309
1263	C	17019	2nd Layer	Glue - Brown	Trace	3rd Floor	Hallway	Acoustic Tile	White	1X1 - Ceiling outside 309
1264	C	17020	1st Layer	Ceiling Tile - White	0	3rd Floor	C 311A	Drop Ceiling	White	2X2 Wall inside door
1265	C	17021	1st Layer	Ceiling Tile - White	0	3rd Floor	C 311A	Drop Ceiling	White	2X2
1266	C	17022	1st Layer	Ceiling Tile - White	0	3rd Floor	C 311A	Drop Ceiling	White	2X2
1267	C	17023	1st Layer	Ceramic Tile 1X1 - Whi	Trace	3rd Floor	C 305A	Ceramic Tile	White/Green	1X1 Floor
1268	C	17023	2nd Layer	Mastic - Yellow	0	3rd Floor	C 305A	Ceramic Tile	White/Green	1X1 Floor
1269	C	17024	1st Layer	Ceramic Tile 1X1 - Whi	0	3rd Floor	C 305A	Ceramic Tile	White/Green	1X1 Floor
1270	C	17024	2nd Layer	Mastic - Yellow	0	3rd Floor	C 305A	Ceramic Tile	White/Green	1X1 Floor
1271	C	17025	1st Layer	Ceramic Tile 1X1 - Whi	0	3rd Floor	C 305A	Ceramic Tile	White/Green	1X1 Floor
1272	C	17025	2nd Layer	Mastic - Yellow	Trace	3rd Floor	C 305A	Ceramic Tile	White/Green	1X1 Floor
1273	C	17026	1st Layer	Ceramic Tile 1X1 - Whi	0	3rd Floor	C 306	Ceramic Tile	Blue/Yellow	1X1 Floor
1274	C	17026	2nd Layer	Mastic - Yellow	0	3rd Floor	C 306	Ceramic Tile	Blue/Yellow	1X1 Floor
1275	C	17027	1st Layer	Ceramic Tile 1X1 - Whi	0	3rd Floor	C 306	Ceramic Tile	Blue/Yellow	1X1 Floor
1276	C	17027	2nd Layer	Mastic - Yellow	0	3rd Floor	C 306	Ceramic Tile	Blue/Yellow	1X1 Floor
1277	C	17028	1st Layer	Ceramic Tile 1X1 - Whi	0	3rd Floor	C 306	Ceramic Tile	Blue/Yellow	1X1 Floor

	A	B	C	D	E	F Everything	G	H	I	J
1	Building	Sampling I	Layer	Sample Description	% Asbestos	Floor	Room	Material	Color	Field Description
1278	C	17028	2nd Layer	Mastic - Yellow	Trace	3rd Floor	C 306	Ceramic Tile	Blue/Yellow	1X1 Floor
1279	C	17029	1st Layer	Ceramic Tile 1X1 - Whi	0	3rd Floor	C 307	Ceramic Tile	White/Brown	1X1 Floor
1280	C	17029	2nd Layer	Mastic - Yellow	Trace	3rd Floor	C 307	Ceramic Tile	White/Brown	1X1 Floor
1281	C	17030	1st Layer	Ceramic Tile 1X1 - Whi	Trace	3rd Floor	C 307	Ceramic Tile	White/Brown	1X1 Floor
1282	C	17030	2nd Layer	Mastic - Yellow	0	3rd Floor	C 307	Ceramic Tile	White/Brown	1X1 Floor
1283	C	17031	1st Layer	Ceramic Tile 1X1 - Whi	Trace	3rd Floor	C 307	Ceramic Tile	White/Brown	1X1 Floor
1284	C	17031	2nd Layer	Mastic - Yellow	Trace	3rd Floor	C 307	Ceramic Tile	White/Brown	1X1 Floor
1285	C	17032	1st Layer	Ceramic Tile 1X1 - Gre	10	3rd Floor	C 324	Ceramic Tile	Green	1X1 Floor
1286	C	17032	2nd Layer	Mastic - Yellow	10	3rd Floor	C 324	Ceramic Tile	Green	1X1 Floor
1287	C	17033	1st Layer	Ceramic Tile 1X1 - Gre	10	3rd Floor	C 324	Ceramic Tile	Green	1X1 Floor
1288	C	17033	2nd Layer	Mastic - Yellow	10	3rd Floor	C 324	Ceramic Tile	Green	1X1 Floor
1289	C	17034	1st Layer	Ceramic Tile 1X1 - Gre	Trace	3rd Floor	C 324	Ceramic Tile	Green	1X1 Floor
1290	C	17034	2nd Layer	Mastic - Yellow	10	3rd Floor	C 324	Ceramic Tile	Green	1X1 Floor
1291	C	17035	1st Layer	Paint - White	0	3rd Floor	C 302	Paint	White	Door Frame
1292	C	17036	1st Layer	Paint - White	0	3rd Floor	C 313	Paint	White	Door Frame
1293	C	17037	1st Layer	Paint - White	0	3rd Floor	C 312	Paint	White	Door Frame
1294	C	17038	1st Layer	Baseboard - Green	0	3rd Floor	C 308	Baseboard	Tan/Green	Vinyl
1295	C	17038	2nd Layer	Mastic - Yellow	0	3rd Floor	C 308	Baseboard	Tan/Green	Vinyl
1296	C	17039	1st Layer	Baseboard - Green	0	3rd Floor	C 308	Baseboard	Tan/Green	Vinyl
1297	C	17039	2nd Layer	Mastic - Yellow	0	3rd Floor	C 308	Baseboard	Tan/Green	Vinyl
1298	C	17040	1st Layer	Baseboard - Green	0	3rd Floor	C 308	Baseboard	Tan/Green	Vinyl
1299	C	17040	2nd Layer	Mastic - Yellow	0	3rd Floor	C 308	Baseboard	Tan/Green	Vinyl
1300	C	17041	1st Layer	Pipe Insulation Fabric -	20	3rd Floor	Hallway	TSI	White	2 1/2 pipe
1301	C	17041	2nd Layer	Bulk - White	20	3rd Floor	Hallway	TSI	White	2 1/2 pipe
1302	C	17042	1st Layer	Pipe Insulation Fabric -	20	3rd Floor	Hallway	TSI	White	Cleanout Plug
1303	C	17042	2nd Layer	Bulk - White	20	3rd Floor	Hallway	TSI	White	Cleanout Plug
1304	C	17043	1st Layer	Pipe Insulation Fabric -	30	3rd Floor	Hallway	TSI	White	Valve next to cleanout plug
1305	C	17043	2nd Layer	Bulk - White	30	3rd Floor	Hallway	TSI	White	Valve next to cleanout plug
1306	C	17044	1st Layer	Pipe Insulation Fabric -	15	3rd Floor	Hallway	TSI	White	3"-4" cluster
1307	C	17044	2nd Layer	Bulk - White	15	3rd Floor	Hallway	TSI	White	3"-4" cluster
1308	C	17045	1st Layer	Pipe Insulation Fabric -	10	3rd Floor	Hallway	TSI	White	Pipe above cluster
1309	C	17045	2nd Layer	Bulk - White	10	3rd Floor	Hallway	TSI	White	Pipe above cluster
1310	C	17046	1st Layer	Pipe Insulation Fabric -	30	3rd Floor	Hallway	TSI	White	Pipe next to AC vent
1311	C	17046	2nd Layer	Bulk - White	30	3rd Floor	Hallway	TSI	White	Pipe next to AC vent
1312	C	17047	1st Layer	Bulk - White	30	3rd Floor	Hallway	TSI	White	Pipe above 17046
1313	C	17048	1st Layer	Pipe Insulation Fabric -	30	3rd Floor	Hallway	TSI	White	Joint on 2 1/2 Pipe
1314	C	17048	2nd Layer	Bulk - White	30	3rd Floor	Hallway	TSI	White	Joint on 2 1/2 Pipe
1315	C	17049	1st Layer	Pipe Insulation Fabric -	20	3rd Floor	Hallway	TSI	White	Joint above 17048
1316	C	17049	2nd Layer	Bulk - White	20	3rd Floor	Hallway	TSI	White	Joint above 17048
1317	C	17050	1st Layer	Pipe Insulation Fabric -	20	3rd Floor	Hallway	TSI	White	Large Joing on 3" Pipe
1318	C	17050	2nd Layer	Bulk - White	20	3rd Floor	Hallway	TSI	White	Large Joing on 3" Pipe
1319	C	17051	1st Layer	Pipe Insulation Fabric -	30	3rd Floor	Hallway	TSI	White	Joint on 2 1/2" Pipe next to 17050
1320	C	17051	2nd Layer	Bulk - White	30	3rd Floor	Hallway	TSI	White	Joint on 2 1/2" Pipe next to 17050
1321	C	17052	1st Layer	Pipe Insulation Fabric -	20	3rd Floor	Hallway	TSI	White	Mudded Joint after 17051

	A	B	C	D	E	F Everything	G	H	I	J
1	Building	Sampling	Layer	Sample Description	% Asbestos	Floor	Room	Material	Color	Field Description
1322	C	17052	2nd Layer	Bulk - White	20	3rd Floor	Hallway	TSI	White	Mudded Joint after 17051
1323	C	17053	1st Layer	Pipe Insulation Fabric -	30	3rd Floor	Hallway	TSI	White	Elbow behind 17052
1324	C	17053	2nd Layer	Bulk - White	30	3rd Floor	Hallway	TSI	White	Elbow behind 17052
1325	C	17054	1st Layer	Pipe Insulation Fabric -	30	3rd Floor	Hallway	TSI	White	Mudded Elbow
1326	C	17054	2nd Layer	Bulk - White	30	3rd Floor	Hallway	TSI	White	Mudded Elbow
1327	C	17055	1st Layer	Pipe Insulation Fabric -	20	3rd Floor	Hallway	TSI	White	Mudded Elbow
1328	C	17055	2nd Layer	Bulk - White	20	3rd Floor	Hallway	TSI	White	Mudded Elbow
1329	C	17056	1st Layer	Pipe Insulation Foil/Pap	10	3rd Floor	Hallway	TSI	Brown	4" Pipe
1330	C	17056	2nd Layer	Fiberglass	0	3rd Floor	Hallway	TSI	Brown	4" Pipe
1331	C	17057	1st Layer	Pipe Insulation Foil/Pap	10	3rd Floor	Hallway	TSI	Brown	2 1/2" Pipe
1332	C	17057	2nd Layer	Fiberglass	0	3rd Floor	Hallway	TSI	Brown	2 1/2" Pipe
1333	C	17058	1st Layer	Pipe Insulation Foil	10	3rd Floor	Hallway	TSI	Silver	AC Duct across from 318
1334	C	17058	2nd Layer	Mineral Wool	0	3rd Floor	Hallway	TSI	Silver	AC Duct across from 318
1335	C	17059	1st Layer	Pipe Insulation Fabric -	10	3rd Floor	Hallway	TSI	White	4" Elbow across from 318
1336	C	17059	2nd Layer	Bulk - White	10	3rd Floor	Hallway	TSI	White	4" Elbow across from 318
1337	C	17060	1st Layer	Pipe Insulation Fabric -	10	3rd Floor	Hallway	TSI	White	2 1/2" Elbow across from 318
1338	C	17060	2nd Layer	Bulk - White	10	3rd Floor	Hallway	TSI	White	2 1/2" Elbow across from 318
1339	C	17061	1st Layer	Pipe Insulation Fabric -	Trace	3rd Floor	Hallway	TSI	White	"T" on 3" Pipe by 318-319
1340	C	17061	2nd Layer	Bulk - White	10	3rd Floor	Hallway	TSI	White	"T" on 3" Pipe by 318-319
1341	C	17062	1st Layer	Pipe Insulation Fabric -	10	3rd Floor	Hallway	TSI	White	2 1/4" elbow b/t 318-319
1342	C	17062	2nd Layer	Bulk - White	10	3rd Floor	Hallway	TSI	White	2 1/4" elbow b/t 318-319
1343	C	17063	1st Layer	Pipe Insulation Fabric -	Trace	3rd Floor	Hallway	TSI	White	2 1/4" elbow above 318 door
1344	C	17063	2nd Layer	Bulk - White	10	3rd Floor	Hallway	TSI	White	2 1/4" elbow above 318 door
1345	C	17064	1st Layer	Pipe Insulation Fabric -	Trace	3rd Floor	Hallway	TSI	White	"T" on 3" Pipe infront of 318
1346	C	17064	2nd Layer	Bulk - White	10	3rd Floor	Hallway	TSI	White	"T" on 3" Pipe infront of 318
1347	B	17065	1st Layer	Baseboard - Brown	0	Basement	Hallway	Baseboard	Lt. Brown	Outside B007
1348	B	17065	2nd Layer	Mastic - Yellow	0	Basement	Hallway	Baseboard	Lt. Brown	Outside B007
1349	B	17066	1st Layer	Baseboard - Brown	0	Basement	B 006	Baseboard	Lt. Brown	
1350	B	17066	2nd Layer	Mastic - Yellow	0	Basement	B 006	Baseboard	Lt. Brown	
1351	B	17067	1st Layer	Baseboard - Brown	0	Basement	B 006	Baseboard	Lt. Brown	
1352	B	17067	2nd Layer	Mastic - Yellow	0	Basement	B 006	Baseboard	Lt. Brown	
1353	B	17068	1st Layer	Baseboard - Green	0	Basement	Stairwell	Baseboard	Gray/Brown	
1354	B	17068	2nd Layer	Mastic - Yellow	0	Basement	Stairwell	Baseboard	Gray/Brown	
1355	B	17069	1st Layer	Baseboard - Green	0	Basement	Stairwell	Baseboard	Gray/Brown	
1356	B	17069	2nd Layer	Mastic - Yellow	0	Basement	Stairwell	Baseboard	Gray/Brown	
1357	B	17070	1st Layer	Baseboard - Green	0	Basement	Stairwell	Baseboard	Gray/Brown	
1358	B	17070	2nd Layer	Mastic - Yellow	0	Basement	Stairwell	Baseboard	Gray/Brown	
1359	B	17071	1st Layer	Baseboard - Black	Trace	Basement	Stairwell	Baseboard	Blue	
1360	B	17071	2nd Layer	Mastic - Yellow	0	Basement	Stairwell	Baseboard	Blue	
1361	B	17072	1st Layer	Baseboard - Black	0	Basement	Stairwell	Baseboard	Blue	
1362	B	17072	2nd Layer	Mastic - Yellow	0	Basement	Stairwell	Baseboard	Blue	
1363	B	17073	1st Layer	Baseboard - Black	0	Basement	Stairwell	Baseboard	Blue	
1364	B	17073	2nd Layer	Mastic - Yellow	0	Basement	Stairwell	Baseboard	Blue	
1365	B	17074	1st Layer	Formica - Multi	0	Basement	B 001	Formica	Brown	Tabletop

	A	B	C	D	E	F Everything	G	H	I	J
1	Building	Sampling	Layer	Sample Description	% Asbestos	Floor	Room	Material	Color	Field Description
1366	B	17074	2nd Layer	Mastic - Yellow	0	Basement	B 001	Formica	Brown	Tabletop
1367	B	17075	1st Layer	Formica - Multi	0	Basement	B 006	Formica	Brown	Tabletop
1368	B	17075	2nd Layer	Mastic - Yellow	0	Basement	B 006	Formica	Brown	Tabletop
1369	B	17076	1st Layer	Formica - Multi	0	Basement	B 004	Formica	Brown	Tabletop
1370	B	17076	2nd Layer	Mastic - Yellow	0	Basement	B 004	Formica	Brown	Tabletop
1371	B	17077	1st Layer	Paint - Multi	0	Basement	Stairwell	Paint	White	Across from bottom
1372	B	17078	1st Layer	Paint - Multi	0	Basement	Stairwell	Paint	White	Adjacent to bottom
1373	B	17079	1st Layer	Formica - Woodgrain	0	Basement	B 006	Formica	Tan	Desk
1374	B	17079	2nd Layer	Mastic - Yellow	0	Basement	B 006	Formica	Tan	Desk
1375	B	17080	1st Layer	Formica - Woodgrain	0	Basement	B 006	Formica	Tan	Desk
1376	B	17080	2nd Layer	Mastic - Yellow	0	Basement	B 006	Formica	Tan	Desk
1377	B	17081	1st Layer	Formica - Woodgrain	0	Basement	B 006	Formica	Tan	Desk
1378	B	17081	2nd Layer	Mastic - Yellow	0	Basement	B 006	Formica	Tan	Desk
1379	B	17082	1st Layer	Paint - Beige	0	1st Floor	B140	Paint	Tan	Over Wallpaper
1380	B	17083	1st Layer	Paint - Beige	0	1st Floor	B140	Paint	Tan	Over Wallpaper
1381	B	17084	1st Layer	Paint - Beige	0	1st Floor	B140	Paint	Tan	Over Wallpaper
1382	B	17085	1st Layer	Paint - Black	0	1st Floor	B140	Paint	Black	Over Wallpaper
1383	B	17086	1st Layer	Paint - Black	0	1st Floor	B140	Paint	Black	Over Wallpaper
1384	B	17087	1st Layer	Paint - Black	0	1st Floor	B140	Paint	Black	Over Wallpaper
1385	B	17088	1st Layer	Paint - Blue	0	1st Floor	B140	Paint	Blue	Over Wallpaper
1386	B	17089	1st Layer	Paint - Blue	0	1st Floor	B140	Paint	Blue	Over Wallpaper
1387	B	17090	1st Layer	Paint - Blue	0	1st Floor	B140	Paint	Blue	Over Wallpaper
1388	B	17091	1st Layer	Paint - Beige	0	1st Floor	B140	Paint	Tan	Over Sheetrock
1389	B	17092	1st Layer	Paint - Beige	Trace	1st Floor	B140	Paint	Tan	Over Paneling
1390	B	17093	1st Layer	Paint - Beige	0	1st Floor	B140	Paint	Tan	Over Sheetrock
1391	B	17094	1st Layer	Paint - Black	0	1st Floor	B140	Paint	Black	Over Sheetrock
1392	B	17095	1st Layer	Paint - Black	0	1st Floor	B140	Paint	Black	Over Paneling
1393	B	17096	1st Layer	Paint - Black	0	1st Floor	B140	Paint	Black	Over Sheetrock
1394	B	17097	1st Layer	Paint - Blue	0	1st Floor	B140	Paint	Blue	Over Sheetrock
1395	B	17098	1st Layer	Paint - Blue	0	1st Floor	B140	Paint	Blue	Over Paneling
1396	B	17099	1st Layer	Ceramic Tile 4X4 - Yell	10	1st Floor	Hallway	Ceramic Tile	Yellow	4X4 Next to double doors
1397	B	17099	2nd Layer	Mastic - ???	10	1st Floor	Hallway	Ceramic Tile	Yellow	4X4 Next to double doors
1398	B	17100	1st Layer	Ceramic Tile 4X4 - Yell	10	1st Floor	Hallway	Ceramic Tile	Yellow	4X4 Right of B160
1399	B	17100	2nd Layer	Mastic - ???	10	1st Floor	Hallway	Ceramic Tile	Yellow	4X4 Right of B160
1400	B	17101	1st Layer	Baseboard - Black	0	1st Floor	B143	Vinyl Molding	Navy	
1401	B	17101	2nd Layer	Mastic - Yellow	0	1st Floor	B143	Vinyl Molding	Navy	
1402	B	17102	1st Layer	Baseboard - Black	0	1st Floor	B143	Vinyl Molding	Navy	
1403	B	17102	2nd Layer	Mastic - Yellow	0	1st Floor	B143	Vinyl Molding	Navy	
1404	B	17103	1st Layer	Baseboard - Black	0	1st Floor	B143	Vinyl Molding	Navy	
1405	B	17103	2nd Layer	Mastic - Yellow	0	1st Floor	B143	Vinyl Molding	Navy	
1406	B	17104	1st Layer	Paint - Dark Brown	0	1st Floor	B140	Baseboard	Black	
1407	B	17105	1st Layer	Paint - Dark Brown	0	1st Floor	B140	Baseboard	Black	
1408	B	17106	1st Layer	Paint - Dark Brown	0	1st Floor	B140	Baseboard	Black	
1409	B	17107	1st Layer	Ceiling - White	0	1st Floor	Hallway	Drop Ceiling	White	2X2 Front of B140

	A	B	C	D	E	F Everything	G	H	I	J
1	Building	Sampling	Layer	Sample Description	% Asbestos	Floor	Room	Material	Color	Field Description
1410	B	17108	1st Layer	Ceiling - White	0	1st Floor	Hallway	Drop Ceiling	White	2X2 Btw 146&147
1411	B	17109	1st Layer	Ceiling - White	0	1st Floor	Hallway	Drop Ceiling	White	2X2 Other side 147
1412	B	17110	1st Layer	Ceiling - White	0	1st Floor	Hallway	Drop Ceiling	Off-White	2X2 Front of B140
1413	B	17111	1st Layer	Ceiling - White	0	1st Floor	Hallway	Drop Ceiling	Off-White	2X2 Btw 146&147
1414	B	17112	1st Layer	Ceiling - White	0	1st Floor	Hallway	Drop Ceiling	Off-White	2X2 Other side 147
1415	B	17113	1st Layer	Ceiling - White	0	1st Floor	Hallway	Drop Ceiling	White	2X2 Above 147A
1416	B	17114	1st Layer	Ceiling - White	0	1st Floor	Hallway	Drop Ceiling	White	2X2 Above 147
1417	B	17115	1st Layer	Ceiling - White	0	1st Floor	Hallway	Drop Ceiling	White	2X2 Above 146
1418	B	17116	1st Layer	Formica - Cream	0	1st Floor	B147G	Formica	White	
1419	B	17116	2nd Layer	Mastic - Yellow	0	1st Floor	B147G	Formica	White	
1420	B	17117	1st Layer	Formica - Cream/White	0	1st Floor	B147F	Formica	White	
1421	B	17117	2nd Layer	Mastic - Yellow	0	1st Floor	B147F	Formica	White	
1422	B	17118	1st Layer	Formica - Cream/Peach	0	1st Floor	B149	Formica	White	
1423	B	17118	2nd Layer	Mastic - Yellow	0	1st Floor	B149	Formica	White	
1424	B	17119	1st Layer	Roll Vinyl - Multi Color	0	1st Floor	B165	Linoleum	Green	
1425	B	17119	2nd Layer	Mastic - Yellow	0	1st Floor	B165	Linoleum	Green	
1426	B	17120	1st Layer	Roll Vinyl - Multi Color	0	1st Floor	B165	Linoleum	Green	
1427	B	17120	2nd Layer	Mastic - Yellow	0	1st Floor	B165	Linoleum	Green	
1428	B	17121	1st Layer	Roll Vinyl - Multi Color	0	1st Floor	B165	Linoleum	Green	
1429	B	17121	2nd Layer	Mastic - Yellow	0	1st Floor	B165	Linoleum	Green	
1430	B	17122	1st Layer	Carpet - Red/Blue	0	1st Floor	B168	Carpet	MultiColor	On 12X12 tile
1431	B	17122	2nd Layer	Pad	0	1st Floor	B168	Carpet	MultiColor	On 12X12 tile
1432	B	17123	1st Layer	Carpet - Red/Blue	0	1st Floor	B168	Carpet	MultiColor	On 12X12 tile
1433	B	17123	2nd Layer	Pad	0	1st Floor	B168	Carpet	MultiColor	On 12X12 tile
1434	B	17124	1st Layer	Carpet - Red/Blue	0	1st Floor	B168	Carpet	MultiColor	On 12X12 tile
1435	B	17124	2nd Layer	Pad	0	1st Floor	B168	Carpet	MultiColor	On 12X12 tile
1436	B	17125	1st Layer	Carpet - Brown	0	1st Floor	B152	Carpet	Dark Brown	On 12X12 tile
1437	B	17125	2nd Layer	Pad	0	1st Floor	B152	Carpet	Dark Brown	On 12X12 tile
1438	B	17126	1st Layer	Carpet - Brown	0	1st Floor	B152	Carpet	Dark Brown	On 12X12 tile
1439	B	17126	2nd Layer	Pad	0	1st Floor	B152	Carpet	Dark Brown	On 12X12 tile
1440	B	17127	1st Layer	Carpet - Brown	0	1st Floor	B152	Carpet	Dark Brown	On 12X12 tile
1441	B	17127	2nd Layer	Pad	0	1st Floor	B152	Carpet	Dark Brown	On 12X12 tile
1442	B	17128	1st Layer	Carpet - Multi Brown	0	1st Floor	B152	Carpet	MultiColor	On 12X12 tile
1443	B	17128	2nd Layer	Pad	0	1st Floor	B152	Carpet	MultiColor	On 12X12 tile
1444	B	17129	1st Layer	Carpet - Multi Brown	0	1st Floor	B152	Carpet	MultiColor	On 12X12 tile
1445	B	17129	2nd Layer	Pad	0	1st Floor	B152	Carpet	MultiColor	On 12X12 tile
1446	B	17130	1st Layer	Carpet - Multi Brown	0	1st Floor	B152	Carpet	MultiColor	On 12X12 tile
1447	B	17130	2nd Layer	Pad	0	1st Floor	B152	Carpet	MultiColor	On 12X12 tile
1448	B	17131	1st Layer	Carpet - Multi Gray/Bro	0	1st Floor	B151	Carpet	Br/Blu/Y	On Tan Tile
1449	B	17131	2nd Layer	Pad	0	1st Floor	B151	Carpet	Br/Blu/Y	On Tan Tile
1450	B	17132	1st Layer	Carpet - Multi Gray/Bro	0	1st Floor	B151	Carpet	Br/Blu/Y	On Tan Tile
1451	B	17132	2nd Layer	Pad	0	1st Floor	B151	Carpet	Br/Blu/Y	On Tan Tile
1452	B	17133	1st Layer	Carpet - Multi Gray/Bro	0	1st Floor	B151	Carpet	Br/Blu/Y	On Tan Tile
1453	B	17133	2nd Layer	Pad	0	1st Floor	B151	Carpet	Br/Blu/Y	On Tan Tile

	A	B	C	D	E	F Everything	G	H	I	J
1	Building	Sampling	Layer	Sample Description	% Asbestos	Floor	Room	Material	Color	Field Description
1454	B	17134	1st Layer	Carpet w/Pad - Blue w/	0	1st Floor	B140	Carpet	Blue/Gray	On Linoleum
1455	B	17134	2nd Layer	Floor Tile - White	30	1st Floor	B140	Carpet	Blue/Gray	On Linoleum
1456	B	17134	3rd Layer	Mastic - Black	30	1st Floor	B140	Carpet	Blue/Gray	On Linoleum
1457	B	17135	1st Layer	Carpet w/Pad - Blue w/	0	1st Floor	B140	Carpet	Blue/Gray	On Linoleum
1458	B	17135	2nd Layer	Floor Tile - White	35	1st Floor	B140	Carpet	Blue/Gray	On Linoleum
1459	B	17135	3rd Layer	Mastic - Black	40	1st Floor	B140	Carpet	Blue/Gray	On Linoleum
1460	B	17136	1st Layer	Carpet w/Pad - Blue w/	0	1st Floor	B140	Carpet	Blue/Gray	On Linoleum
1461	B	17136	2nd Layer	Floor Tile - White	30	1st Floor	B140	Carpet	Blue/Gray	On Linoleum
1462	B	17136	3rd Layer	Mastic - Black	40	1st Floor	B140	Carpet	Blue/Gray	On Linoleum
1463	B	17137	1st Layer	1X1 - Ceramic Tile - Be	0	1st Floor	B155C	Ceramic Tile	Brown	1X1
1464	B	17137	2nd Layer	Paper	Trace	1st Floor	B155C	Ceramic Tile	Brown	1X1
1465	B	17138	1st Layer	1X1 - Ceramic Tile - Be	0	1st Floor	B155C	Ceramic Tile	Brown	1X1
1466	B	17138	2nd Layer	Paper	Trace	1st Floor	B155C	Ceramic Tile	Brown	1X1
1467	B	17139	1st Layer	1X1 - Ceramic Tile - Be	0	1st Floor	B155K	Ceramic Tile	Brown	1X1
1468	B	17139	2nd Layer	Paper	Trace	1st Floor	B155K	Ceramic Tile	Brown	1X1
1469	B	17140	1st Layer	Ceramic Tile - White	0	1st Floor	B155F	Ceramic Tile	Brown	6X6
1470	B	17140	2nd Layer	Grout - Black	0	1st Floor	B155F	Ceramic Tile	Brown	6X6
1471	B	17141	1st Layer	Ceramic Tile - White	0	1st Floor	B155F	Ceramic Tile	Brown	6X6
1472	B	17141	2nd Layer	Grout - Black	0	1st Floor	B155F	Ceramic Tile	Brown	6X6
1473	B	17142	1st Layer	Ceramic Tile - White	0	1st Floor	B155F	Ceramic Tile	Brown	6X6
1474	B	17142	2nd Layer	Grout - Black	0	1st Floor	B155F	Ceramic Tile	Brown	6X6
1475	B	17143	1st Layer	Paint - Black	0	Basement	Hallway	Paint	Black	On Ceiling by B007/001
1476	B	17144	1st Layer	Paint - Black	0	Basement	B006	Paint	Black	On Ceiling
1477	B	17145	1st Layer	Sheetrock	0	Basement	B002	Paint	Black	On Ceiling
1478	B	17145	2nd Layer	Paper Backing	0	Basement	B002	Paint	Black	On Ceiling
1479	B	17146	1st Layer	Paint - White	0	Basement	B005	Paint	White	On Concrete
1480	B	17147	1st Layer	Paint - White	0	Basement	B005	Paint	White	On Concrete
1481	B	17148	1st Layer	Paint - White	0	Basement	B005	Paint	White	On Concrete
1482	B	17149	1st Layer	Paint - White	0	Basement	Boiler ro	Paint	White	Next to B006B Door
1483	B	17150	1st Layer	Paint - White	0	Basement	Boiler ro	Paint	White	On first large boiler
1484	B	17151	1st Layer	Paint - Beige	0	Basement	Boiler ro	Paint	White	Right of double doors to outside
1485	B	17152	1st Layer	Paint - Gray	0	Basement	Lobby	Drop Ceiling	White	2X2
1486	B	17153	1st Layer	Ceiling - White	0	Basement	Lobby	Drop Ceiling	White	2X2
1487	B	17154	1st Layer	Ceiling - White	0	Basement	B007B	Drop Ceiling	White	2X2
1488	B	17154	2nd Layer	Ceiling - White	0	Basement	B007B	Drop Ceiling	White	2X2
1489	B	17155	1st Layer	Pipe Insulation - Black	Trace	Basement	B002	TSI	Black	In back of room
1490	B	17155	2nd Layer	Fiberglass	0	Basement	B002	TSI	Black	In back of room
1491	B	17156	1st Layer	Pipe Insulation - Black	0	Basement	B002	TSI	Black	In back of room
1492	B	17156	2nd Layer	Fiberglass	0	Basement	B002	TSI	Black	In back of room
1493	B	17157	1st Layer	Pipe Insulation - Black	Trace	Basement	B003	TSI	Black	First pipe from back wall
1494	B	17157	2nd Layer	Fiberglass	0	Basement	B003	TSI	Black	First pipe from back wall
1495	B	17158	1st Layer	Pipe Insulation - Black	Trace	Basement	B003	TSI	Black	2nd pipe from back wall
1496	B	17158	2nd Layer	Fiberglass	0	Basement	B003	TSI	Black	2nd pipe from back wall
1497	B	17159	1st Layer	Pipe Insulation - Black	0	Basement	B004	TSI	Black	End of lowest pipe to right of entrance

	A	B	C	D	E	F Everything	G	H	I	J
1	Building	Sampling	Layer	Sample Description	% Asbestos	Floor	Room	Material	Color	Field Description
1498	B	17159	2nd Layer	Fiberglass	0	Basement	B004	TSI	Black	End of lowest pipe to right of entrance
1499	B	17160	1st Layer	Pipe Insulation - White	Trace	Basement	B005	TSI	White	Lowest hanging pipe
1500	B	17160	2nd Layer	Fiberglass	0	Basement	B005	TSI	White	Lowest hanging pipe
1501	B	17161	1st Layer	Formica - Beige	0	Basement	B002	Formica	Beige	
1502	B	17161	2nd Layer	Mastic - Yellow	0	Basement	B002	Formica	Beige	
1503	B	17162	1st Layer	Formica - Beige	0	Basement	B002	Formica	Beige	
1504	B	17162	2nd Layer	Mastic - Yellow	0	Basement	B002	Formica	Beige	
1505	B	17163	1st Layer	Formica - Beige	0	Basement	B003	Formica	Beige	
1506	B	17163	2nd Layer	Mastic - Yellow	0	Basement	B003	Formica	Beige	
1507	B	17164	1st Layer	Formica - Wood Grain	0	Basement	B006	Formica	Yellow	On Cabinet
1508	B	17164	2nd Layer	Mastic - Yellow	0	Basement	B006	Formica	Yellow	On Cabinet
1509	B	17165	1st Layer	Formica - Wood Grain	0	Basement	B006A	Formica	Yellow	On Cabinet
1510	B	17165	2nd Layer	Mastic - Yellow	0	Basement	B006A	Formica	Yellow	On Cabinet
1511	B	17166	1st Layer	Formica - Wood Grain	0	Basement	B006B	Formica	Yellow	On Cabinet
1512	B	17166	2nd Layer	Mastic - Yellow	0	Basement	B006B	Formica	Yellow	On Cabinet
1513	B	17167	1st Layer	Formica - White	0	Basement	B006	Formica	White	In Cabinet
1514	B	17167	2nd Layer	Mastic - Yellow	0	Basement	B006	Formica	White	In Cabinet
1515	B	17168	1st Layer	Formica - White	0	Basement	B001	Formica	White	In Cabinet
1516	B	17168	2nd Layer	Mastic - Yellow	0	Basement	B001	Formica	White	In Cabinet
1517	B	17169	1st Layer	Formica - White	0	Basement	B001A	Formica	White	In Cabinet
1518	B	17169	2nd Layer	Mastic - Yellow	0	Basement	B001A	Formica	White	In Cabinet
1519	B	17170	1st Layer	Formica - Burgandy	0	2nd Floor	B262A	Formica	Brown	Countertop
1520	B	17170	2nd Layer	Mastic - Yellow	0	2nd Floor	B262A	Formica	Brown	Countertop
1521	B	17171	1st Layer	Formica - Burgandy	0	2nd Floor	Lobby	Formica	Brown	Countertop
1522	B	17171	2nd Layer	Mastic - Yellow	0	2nd Floor	Lobby	Formica	Brown	Countertop
1523	B	17172	1st Layer	Formica - Burgandy	0	2nd Floor	Lobby	Formica	Brown	Countertop
1524	B	17172	2nd Layer	Mastic - Yellow	0	2nd Floor	Lobby	Formica	Brown	Countertop
1525	B	17173	1st Layer	Formica - Drk. Pink	0	2nd Floor	B243	Formica	Pink	Countertop
1526	B	17173	2nd Layer	Mastic - Yellow	0	2nd Floor	B243	Formica	Pink	Countertop
1527	B	17174	1st Layer	Formica - Drk. Pink	0	2nd Floor	B242	Formica	Pink	Countertop
1528	B	17174	2nd Layer	Mastic - Yellow	0	2nd Floor	B242	Formica	Pink	Countertop
1529	B	17175	1st Layer	Formica - Drk. Pink	0	2nd Floor	B240	Formica	Pink	Countertop
1530	B	17175	2nd Layer	Mastic - Yellow	0	2nd Floor	B240	Formica	Pink	Countertop
1531	B	17176	1st Layer	Formica - White	0	2nd Floor	B247	Formica	White	Countertop
1532	B	17176	2nd Layer	Mastic - Yellow	0	2nd Floor	B247	Formica	White	Countertop
1533	B	17177	1st Layer	Formica - White	0	2nd Floor	B247	Formica	White	Countertop
1534	B	17177	2nd Layer	Mastic - Yellow	0	2nd Floor	B247	Formica	White	Countertop
1535	B	17178	1st Layer	Formica - White	0	2nd Floor	B247	Formica	White	Countertop
1536	B	17178	2nd Layer	Mastic - Yellow	0	2nd Floor	B247	Formica	White	Countertop
1537	B	17179	1st Layer	Paint - Beige	0	2nd Floor	Hallway	Paint	Tan	On Sheetrock - by 246
1538	B	17179	2nd Layer	Bulk	Trace	2nd Floor	Hallway	Paint	Tan	On Sheetrock - by 246
1539	B	17179	3rd Layer	Paper Backing	0	2nd Floor	Hallway	Paint	Tan	On Sheetrock - by 246
1540	B	17180	1st Layer	Paint - Beige	0	2nd Floor	Hallway	Paint	Tan	On Sheetrock - by 254
1541	B	17180	2nd Layer	Bulk	0	2nd Floor	Hallway	Paint	Tan	On Sheetrock - by 254

	A	B	C	D	E	F	G	H	I	J
1	Building	Sampling	Layer	Sample Description	% Asbestos	Floor	Room	Material	Color	Field Description
1542	B	17180	3rd Layer	Paper Backing	0	2nd Floor	Hallway	Paint	Tan	On Sheetrock - by 254
1543	B	17181	1st Layer	Paint - Beige	0	2nd Floor	Hallway	Paint	Tan	On Sheetrock - by 256
1544	B	17181	2nd Layer	Bulk	Trace	2nd Floor	Hallway	Paint	Tan	On Sheetrock - by 256
1545	B	17181	3rd Layer	Paper Backing	0	2nd Floor	Hallway	Paint	Tan	On Sheetrock - by 256
1546	B	17182	1st Layer	Paint - Beige	0	2nd Floor	Hallway	Paint	Tan	On Metal - by 258
1547	B	17182	2nd Layer	Bulk	0	2nd Floor	Hallway	Paint	Tan	On Metal - by 258
1548	B	17183	1st Layer	Paint - Beige	0	2nd Floor	B262	Paint	Tan	On Metal
1549	B	17183	2nd Layer	Bulk	0	2nd Floor	B262	Paint	Tan	On Metal
1550	B	17184	1st Layer	Paint - Beige	0	2nd Floor	B259	Paint	Tan	On Sheetrock
1551	B	17184	2nd Layer	Bulk	Trace	2nd Floor	B259	Paint	Tan	On Sheetrock
1552	B	17184	3rd Layer	Paper Bakcing	0	2nd Floor	B259	Paint	Tan	On Sheetrock
1553	B	17185	1st Layer	Paint - Beige	0	2nd Floor	B258	Paint	Tan	On Sheetrock
1554	B	17185	2nd Layer	Bulk	Trace	2nd Floor	B258	Paint	Tan	On Sheetrock
1555	B	17185	3rd Layer	Paper Bakcing	0	2nd Floor	B258	Paint	Tan	On Sheetrock
1556	B	17186	1st Layer	Paint - Brown	0	2nd Floor	B242	Door Trim	Brown	
1557	B	17187	1st Layer	Paint - Brown	0	2nd Floor	B263	Door Trim	Brown	
1558	B	17188	1st Layer	Paint - Brown	0	2nd Floor	Hallway	Door Trim	Brown	Threshold btw 243&246
1559	B	17189	1st Layer	Paint - Burgandy	0	2nd Floor	B243	Door Trim	Red	
1560	B	17190	1st Layer	Paint - Burgandy	0	2nd Floor	Hallway	Window Trim	Red	Outside 243
1561	B	17191	1st Layer	Paint - ???	0	2nd Floor	B246	Door Trim	Red	
1562	B	17192	1st Layer	Paint - Black	0	2nd Floor	B261	Door Trim	Brown	
1563	B	17193	1st Layer	Paint - Black	0	2nd Floor	B261	Door Trim	Brown	
1564	B	17194	1st Layer	Paint - Black	0	2nd Floor	B260	Door Trim	Brown	
1565	B	17195	1st Layer	Paint - Tan	0	2nd Floor	B262	Door Trim	Tan	
1566	B	17196	1st Layer	Paint - Tan	0	2nd Floor	B264	Door Trim	Tan	
1567	B	17197	1st Layer	Paint - Yellow ?????	0	2nd Floor	B264	Door Trim	Yellow	
1568	B	17198	1st Layer	Paint - White Cream	Trace	2nd Floor	B264	Paint	Light Green	
1569	B	17199	1st Layer	Paint - White Cream	Trace	2nd Floor	B264	Paint	Light Green	
1570	B	17200	1st Layer	Paint - White Cream	Trace	2nd Floor	B264	Paint	Light Green	
1571	B	17201	1st Layer	Paint - Blue	0	1st Floor	B140	Paint	Blue	Over Sheetrock
1572	B	17202	1st Layer	Paint - Black	0	1st Floor	B140	Paint	Black/Gray/Yellow	Door Trim
1573	B	17203	1st Layer	Paint - Black	0	1st Floor	B140B	Paint	Black/Gray	Door Trim
1574	B	17204	1st Layer	Paint - Black	0	1st Floor	B140A	Paint	Black/Gray	Door Trim
1575	B	17205	1st Layer	Paint - Gray	0	1st Floor	B143A	Paint	Gray/Yellow	On Plaster
1576	B	17206	1st Layer	Paint - Gray	0	1st Floor	B143A	Paint	Gray	On Plaster
1577	B	17207	1st Layer	Paint - Gray	0	1st Floor	B143A	Paint	Gray	On Plaster
1578	B	17208	1st Layer	Paint - Yellow	0	1st Floor	Hallway	Paint	Yellow/Lt. Green	On Plaster
1579	B	17209	1st Layer	Paint - Yellow	0	1st Floor	Hallway	Paint	Yellow	On Plaster
1580	B	17210	1st Layer	Paint - Yellow	0	1st Floor	Hallway	Paint	Yellow	On Plaster
1581	B	17211	1st Layer	Paint - Yellow	0	1st Floor	Hallway	Paint	Yellow	On Plaster
1582	B	17212	1st Layer	Paint - Yellow	0	1st Floor	Hallway	Paint	Yellow/Lt. Green	On Plaster
1583	B	17213	1st Layer	Paint - Yellow	0	1st Floor	Hallway	Paint	Yellow/Lt. Green	On Plaster
1584	B	17214	1st Layer	Paint - Yellow	0	1st Floor	Hallway	Paint	Yellow/Lt. Green	On Plaster
1585	B	17215	1st Layer	Paint - Brown	Trace	1st Floor	Hallway	Paint	Brown	Door Trim B148

	A	B	C	D	E	F Everything	G	H	I	J
1	Building	Sampling	Layer	Sample Description	% Asbestos	Floor	Room	Material	Color	Field Description
1586	B	17216	1st Layer	Paint - Brown	Trace	1st Floor	Hallway	Paint	Brown	Door Trim B154C
1587	B	17217	1st Layer	Paint - Brown	0	1st Floor	Hallway	Paint	Brown	Door Trim B155
1588	B	17218	1st Layer	Paint - White	Trace	1st Floor	B154A	Paint	Off White	On Cinderblock
1589	B	17219	1st Layer	Paint - White	Trace	1st Floor	B154A	Paint	Off White	On Cinderblock
1590	B	17220	1st Layer	Paint - White	0	1st Floor	B154A	Paint	Off White	On Cinderblock
1591	B	17221	1st Layer	Paint - Baby Blue	0	1st Floor	B154A	Paint	Lt. Blue	On Cinderblock
1592	B	17222	1st Layer	Paint - Baby Blue	0	1st Floor	B154A	Paint	Lt. Blue	On Cinderblock
1593	B	17223	1st Layer	Paint - Baby Blue	0	1st Floor	B154A	Paint	Lt. Blue	On Cinderblock
1594	B	17224	1st Layer	Paint - White	Trace	1st Floor	B161	Paint	White	On Plaster
1595	B	17225	1st Layer	Paint - White	Trace	1st Floor	B161	Paint	White	On Plaster
1596	B	17226	1st Layer	Paint - White	Trace	1st Floor	B161	Paint	White	On Plaster
1597	B	17227	1st Layer	Paint - Navy Blue	Trace	1st Floor	B161	Paint	Blue	On Plaster
1598	B	17228	1st Layer	Paint - Navy Blue	Trace	1st Floor	B161	Paint	Blue	On Plaster
1599	B	17229	1st Layer	Paint - Navy Blue	Trace	1st Floor	B161	Paint	Blue	On Plaster
1600	B	17230	1st Layer	Paint - Drk. Beige	0	1st Floor	B163	Paint	Pink/White	On Wood
1601	B	17231	1st Layer	Paint - Drk. Beige	0	1st Floor	B163	Paint	Pink/White	On Wood
1602	B	17232	1st Layer	Paint - Drk. Beige	0	1st Floor	B163	Paint	Pink/White	On Wood
1603	B	17233	1st Layer	Paint - Peach	Trace	1st Floor	B171	Paint	Pink	Over Wallpaper
1604	B	17234	1st Layer	Paint - Peach	Trace	1st Floor	B171	Paint	Pink	Over Sheetrock
1605	B	17235	1st Layer	Paint - Peach	0	1st Floor	B171	Paint	Pink	Over Wallpaper
1606	B	17236	1st Layer	Paint - Multi Brown	0	1st Floor	Hallway	Paint	Brown	Door Frame B170
1607	B	17237	1st Layer	Paint - Multi Brown	0	1st Floor	Hallway	Paint	Brown	Door Frame B168
1608	B	17238	1st Layer	Paint - Multi Brown	0	1st Floor	Hallway	Paint	Brown	Door Frame B174
1609	B	17239	1st Layer	Paint - Drk. Beige	Trace	1st Floor	B173	Paint	Rust	On Plaster
1610	B	17240	1st Layer	Paint - Drk. Beige	Trace	1st Floor	B173A	Paint	Rust	On Plaster
1611	B	17241	1st Layer	Paint - Drk. Beige	Trace	1st Floor	B173A	Paint	Rust	On Plaster
1612	B	17242	1st Layer	Paint - Taupe	0	1st Floor	Hallway	Paint	Lt. Tan	On Plaster
1613	B	17243	1st Layer	Paint - Taupe	0	1st Floor	Hallway	Paint	Lt. Tan	Over Sheetrock
1614	B	17244	1st Layer	Paint - Taupe	0	1st Floor	Hallway	Paint	Lt. Tan	On Plaster
1615	B	17245	1st Layer	Paint - Beige	Trace	1st Floor	Hallway	Paint	Lt. Tan	On Plaster
1616	B	17246	1st Layer	Paint - Beige	Trace	1st Floor	Hallway	Paint	Lt. Tan	On Plaster
1617	B	17247	1st Layer	Paint - Beige	Trace	1st Floor	B168	Paint	Tan	Over Wallpaper
1618	B	17248	1st Layer	Paint - Tan	Trace	1st Floor	B168	Paint	Tan	Over Wallpaper
1619	B	17249	1st Layer	Paint - Tan	Trace	1st Floor	B168	Paint	Tan	Over Wallpaper
1620	B	17250	1st Layer	Paint - Tan	Trace	1st Floor	B172A	Putty	White	On Wood
1621	B	17251	1st Layer	Paint - Tan	0	1st Floor	B172A	Putty	White	On Plaster
1622	B	17252	1st Layer	Paint - Tan	0	1st Floor	B172A	Putty	White	On Wood
1623	B	17253	1st Layer	Paint - Tan	0	1st Floor	B149	Paint	Salmon	On Sheetrock
1624	B	17254	1st Layer	Paint - Tan	0	1st Floor	B152	Paint	Salmon	On Sheetrock
1625	B	17255	1st Layer	Paint - Tan	0	1st Floor	B149	Paint	Salmon	On Plaster
1626	B	17256	1st Layer	Paint - Tan	0	1st Floor	B149	Paint	Salmon	On Plaster
1627	B	17257	1st Layer	Paint - Tan	0	1st Floor	B149	Paint	Salmon	On Plaster
1628	B	17258	1st Layer	Paint - Gray/Green	0	1st Floor	B150	Paint	Blue/Green	On Plaster
1629	B	17259	1st Layer	Paint - Gray/Green	0	1st Floor	B150	Paint	Blue/Green	On Plaster

	A	B	C	D	E	F Everything	G	H	I	J
1	Building	Sampling	Layer	Sample Description	% Asbestos	Floor	Room	Material	Color	Field Description
1630	B	17260	1st Layer	Paint - Gray/Green	0	1st Floor	B150	Paint	Blue/Green	On Plaster
1631	B	17261	1st Layer	Paint - Olive Green	Trace	1st Floor	B146	Paint	Green	On Plaster
1632	B	17262	1st Layer	Paint - Olive Green	Trace	1st Floor	B146	Paint	Green	On Plaster
1633	B	17263	1st Layer	Paint - Olive Green	Trace	1st Floor	B146	Paint	Green	On Plaster
1634	B	17264	1st Layer	Paint - Golden Yellow	0	1st Floor	B147G	Paint	Dark Yellow	On Plaster
1635	B	17265	1st Layer	Paint - Golden Yellow	0	1st Floor	B147G	Paint	Dark Yellow	On Sheetrock
1636	B	17265	2nd Layer	Bulk	Trace	1st Floor	B147G	Paint	Dark Yellow	On Sheetrock
1637	B	17265	3rd Layer	Paper Backing	0	1st Floor	B147G	Paint	Dark Yellow	On Sheetrock
1638	B	17266	1st Layer	Paint - Golden Yellow	0	1st Floor	B147F	Paint	Dark Yellow	On Sheetrock
1639	B	17266	2nd Layer	Bulk	0	1st Floor	B147F	Paint	Dark Yellow	On Sheetrock
1640	B	17266	3rd Layer	Paper Backing	0	1st Floor	B147F	Paint	Dark Yellow	On Sheetrock
1641	B	17267	1st Layer	Paint - Golden Yellow	0	1st Floor	B147E	Paint	Gray	On Sheetrock
1642	B	17267	2nd Layer	Bulk	0	1st Floor	B147E	Paint	Gray	On Sheetrock
1643	B	17267	3rd Layer	Paper Backing	0	1st Floor	B147E	Paint	Gray	On Sheetrock
1644	B	17268	1st Layer	Paint - Golden Yellow	0	1st Floor	B147	Paint	Gray	On Sheetrock
1645	B	17268	2nd Layer	Bulk	0	1st Floor	B147	Paint	Gray	On Sheetrock
1646	B	17268	3rd Layer	Paper Backing	0	1st Floor	B147	Paint	Gray	On Sheetrock
1647	B	17269	1st Layer	Paint - Golden Yellow	0	1st Floor	B147	Paint	Gray	On Plaster
1648	B	17269	2nd Layer	Bulk	0	1st Floor	B147	Paint	Gray	On Plaster
1649	B	17269	3rd Layer	Paper Backing	0	1st Floor	B147	Paint	Gray	On Plaster
1650	B	17270	1st Layer	Paint - Burgandy	0	1st Floor	B147	Paint	Burgandy	On Plaster
1651	B	17270	2nd Layer	Bulk	0	1st Floor	B147	Paint	Burgandy	On Plaster
1652	B	17270	3rd Layer	Paper Backing	0	1st Floor	B147	Paint	Burgandy	On Plaster
1653	B	17271	1st Layer	Paint - Burgandy	0	1st Floor	B147	Paint	Burgandy	On Sheetrock
1654	B	17271	2nd Layer	Bulk	0	1st Floor	B147	Paint	Burgandy	On Sheetrock
1655	B	17271	3rd Layer	Paper Backing	0	1st Floor	B147	Paint	Burgandy	On Sheetrock
1656	B	17272	1st Layer	Paint - Burgandy	0	1st Floor	B147	Paint	Burgandy	On Plaster
1657	B	17272	2nd Layer	Bulk	0	1st Floor	B147	Paint	Burgandy	On Plaster
1658	B	17272	3rd Layer	Paper Backing	0	1st Floor	B147	Paint	Burgandy	On Plaster
1659	B	17273	1st Layer	Paint - Green	Trace	1st Floor	B147E	Paint	Green	On Marble Contertop
1660	B	17274	1st Layer	Paint - Green	Trace	1st Floor	B147E	Paint	Green	On Marble Contertop
1661	B	17275	1st Layer	Paint - Green	Trace	1st Floor	B147E	Paint	Green	On Marble Contertop
1662	B	17276	1st Layer	Paint - Lt. Green	Trace	1st Floor	B155A	Paint	Lt. Green	On Cinderblock
1663	B	17277	1st Layer	Paint - Lt. Green	0	1st Floor	B155A	Paint	Lt. Green	On Cinderblock
1664	B	17278	1st Layer	Paint - Lt. Green	Trace	1st Floor	B155A	Paint	Lt. Green	On Cinderblock
1665	B	17279	1st Layer	Paint - Gray/Green	0	1st Floor	B155K	Paint	Ash	Door Trim
1666	B	17280	1st Layer	Paint - Gray/Green	0	1st Floor	B155K	Paint	Ash	Door Trim
1667	B	17281	1st Layer	Paint - Gray/Green	0	1st Floor	B155K	Paint	Ash	Door Trim
1668	B	17282	1st Layer	Paint - White	0	1st Floor	B155B	Paint	White	Door Trim
1669	B	17283	1st Layer	Paint - White	0	1st Floor	B155B	Paint	White	Door Trim
1670	B	17284	1st Layer	Paint - White	0	1st Floor	B155B	Paint	White	Door Trim
1671	B	17285	1st Layer	Paint - Off White	0	1st Floor	Hallway	Paint	Off-White	Left of B180
1672	B	17286	1st Layer	Paint - Off White	0	1st Floor	B180	Paint	Off-White	
1673	B	17287	1st Layer	Paint - Off White	0	1st Floor	B181	Paint	Off-White	

	A	B	C	D	E	F Everything	G	H	I	J
1	Building	Sampling	Layer	Sample Description	% Asbestos	Floor	Room	Material	Color	Field Description
1674	B	17288	1st Layer	Paint - Teal	0	1st Floor	Hallway	Paint	Blue/Green	Window sill leading outside
1675	B	17289	1st Layer	Paint - Teal	0	1st Floor	Hallway	Paint	Blue/Green	Ceiling adjacent of double doors
1676	B	17290	1st Layer	Paint - Teal	0	1st Floor	Hallway	Paint	Blue/Green	Opposite double doors
1677	B	17291	1st Layer	Paint - Yellow	0	1st Floor	Hallway	Paint	Lt. Yellow	btw B181 and double door
1678	B	17292	1st Layer	Paint - Yellow	0	1st Floor	Hallway	Paint	Lt. Yellow	Wall Outside & Adjacent to 181
1679	B	17293	1st Layer	Paint - Yellow	0	1st Floor	Hallway	Paint	Lt. Yellow	Opposite B181
1680	B	17294	1st Layer	Carpet - Brown	0	1st Floor	B180	Carpet	Ash	By door frame
1681	B	17295	1st Layer	Carpet - Brown	0	1st Floor	B180	Carpet	Ash	Corner
1682	B	17296	1st Layer	Carpet - Brown	0	1st Floor	B180	Carpet	Ash	front of window
1683	B	17297	1st Layer	Baseboard - Green	0	1st Floor	Hallway	Base Mouldin	Green	Adjacent B180
1684	B	17297	2nd Layer	Mastic - Yellow	0	1st Floor	Hallway	Base Mouldin	Green	Adjacent B180
1685	B	17298	1st Layer	Baseboard - Green	0	1st Floor	Hallway	Base Mouldin	Green	Left of B181
1686	B	17298	2nd Layer	Mastic - Yellow	0	1st Floor	Hallway	Base Mouldin	Green	Left of B181
1687	B	17299	1st Layer	Baseboard - Green	0	1st Floor	Hallway	Base Mouldin	Green	Wall by Double Doors
1688	B	17299	2nd Layer	Mastic - Yellow	0	1st Floor	Hallway	Base Mouldin	Green	Wall by Double Doors
1689	B	17300	1st Layer	Wallpaper	0	1st Floor	Entrance	Wallpaper	Tan	
1690	B	17301	1st Layer	Wallpaper	0	1st Floor	Entrance	Wallpaper	Tan	
1691	B	17302	1st Layer	Wallpaper	0	1st Floor	Entrance	Wallpaper	Tan	
1692	B	17303	1st Layer	Ceramic Tile 4X4 - Yell	10	1st Floor	Hallway	Ceramic Tile	Yellow	4X4 B154A
1693	B	17303	2nd Layer	Mastic - ????	10	1st Floor	Hallway	Ceramic Tile	Yellow	4X4 B154A
1694	B	17304	1st Layer	Ceramic Tile 4X4 - Yell	10	1st Floor	Hallway	Ceramic Tile	Yellow	4X4 Adjacent B149
1695	B	17304	2nd Layer	Mastic - ????	10	1st Floor	Hallway	Ceramic Tile	Yellow	4X4 Adjacent B149
1696	B	17305	1st Layer	Ceramic Tile 4X4 - Yell	10	1st Floor	Hallway	Ceramic Tile	Yellow	4X4 Across from B147
1697	B	17305	2nd Layer	Mastic - ????	10	1st Floor	Hallway	Ceramic Tile	Yellow	4X4 Across from B147
1698	B	17306	1st Layer	Ceramic Tile 4X4 - Tan	20	1st Floor	B167-B1	Ceramic Tile	Peach w/specks	4X4 btw B167 & B168
1699	B	17306	2nd Layer	Mastic - Yellow	10	1st Floor	B167-B1	Ceramic Tile	Peach w/specks	4X4 btw B167 & B168
1700	B	17307	1st Layer	Ceramic Tile 4X4 - Tan	20	1st Floor	B167-B1	Ceramic Tile	Peach w/specks	4X4 btw B168 & B168A
1701	B	17307	2nd Layer	Mastic - Yellow	10	1st Floor	B167-B1	Ceramic Tile	Peach w/specks	4X4 btw B168 & B168A
1702	B	17308	1st Layer	Ceramic Tile 4X4 - Tan	25	1st Floor	B167-B1	Ceramic Tile	Peach w/specks	4X4 Left of B171
1703	B	17308	2nd Layer	Mastic - Yellow	10	1st Floor	B167-B1	Ceramic Tile	Peach w/specks	4X4 Left of B171
1704	B	17309	1st Layer	Ceramic Tile 4X4 - Tan	20	1st Floor	B167-B1	Ceramic Tile	Orange w/specks	4X4 btw B171 & B172
1705	B	17309	2nd Layer	Mastic - Yellow	10	1st Floor	B167-B1	Ceramic Tile	Orange w/specks	4X4 btw B171 & B172
1706	B	17310	1st Layer	Ceramic Tile 4X4 - Tan	25	1st Floor	B167-B1	Ceramic Tile	Orange w/specks	4X4 B172
1707	B	17310	2nd Layer	Mastic - Yellow	10	1st Floor	B167-B1	Ceramic Tile	Orange w/specks	4X4 B172
1708	B	17311	1st Layer	Ceramic Tile 4X4 - Tan	20	1st Floor	B167-B1	Ceramic Tile	Orange w/specks	4X4 B173
1709	B	17311	2nd Layer	Mastic - Yellow	10	1st Floor	B167-B1	Ceramic Tile	Orange w/specks	4X4 B173
1710	B	17312	1st Layer	Ceramic Tile 4X4 - Cop	10	1st Floor	B169	Ceramic Tile	Brown	2X6
1711	B	17312	2nd Layer	Mastic - Yellow	10	1st Floor	B169	Ceramic Tile	Brown	2X6
1712	B	17313	1st Layer	Ceramic Tile 4X4 - Cop	10	1st Floor	B169	Ceramic Tile	Brown	2X6
1713	B	17313	2nd Layer	Mastic - Yellow	10	1st Floor	B169	Ceramic Tile	Brown	2X6
1714	B	17314	1st Layer	Ceramic Tile 4X4 - Cop	10	1st Floor	B169	Ceramic Tile	Brown	2X6
1715	B	17314	2nd Layer	Mastic - Yellow	10	1st Floor	B169	Ceramic Tile	Brown	2X6
1716	B	17315	1st Layer	Ceramic Tile 4X4 - Bisc	10	1st Floor	B169	Ceramic Tile	Pink	4X4
1717	B	17315	2nd Layer	Mastic - Yellow	10	1st Floor	B169	Ceramic Tile	Pink	4X4

	A	B	C	D	E	F Everything	G	H	I	J
1	Building	Sampling	Layer	Sample Description	% Asbestos	Floor	Room	Material	Color	Field Description
1718	B	17316	1st Layer	Ceramic Tile 4X4 - Bisc	10	1st Floor	B169	Ceramic Tile	Pink	4X4
1719	B	17316	2nd Layer	Mastic - Yellow	10	1st Floor	B169	Ceramic Tile	Pink	4X4
1720	B	17317	1st Layer	Ceramic Tile 4X4 - Bisc	10	1st Floor	B169	Ceramic Tile	Pink	4X4
1721	B	17317	2nd Layer	Mastic - Yellow	10	1st Floor	B169	Ceramic Tile	Pink	4X4
1722	B	17318	1st Layer	Ceramic Tile 4X4 - Blac	30	1st Floor	B171	Ceramic Tile	Black	2X6
1723	B	17318	2nd Layer	Mastic - Yellow	10	1st Floor	B171	Ceramic Tile	Black	2X6
1724	B	17319	1st Layer	Ceramic Tile 4X4 - Blac	30	1st Floor	B171	Ceramic Tile	Black	2X6
1725	B	17319	2nd Layer	Mastic - Yellow	10	1st Floor	B171	Ceramic Tile	Black	2X6
1726	B	17320	1st Layer	Ceramic Tile 4X4 - Blac	30	1st Floor	B171A	Ceramic Tile	Black	2X6
1727	B	17320	2nd Layer	Mastic - Yellow	10	1st Floor	B171A	Ceramic Tile	Black	2X6
1728	B	17321	1st Layer	Ceramic Tile 4X4 - Whi	10	1st Floor	B171	Ceramic Tile	White w/ Black sp	4X4
1729	B	17321	2nd Layer	Mastic - Yellow	10	1st Floor	B171	Ceramic Tile	White w/ Black sp	4X4
1730	B	17322	1st Layer	Ceramic Tile 4X4 - Whi	10	1st Floor	B171	Ceramic Tile	White w/ Black sp	4X4
1731	B	17322	2nd Layer	Mastic - Yellow	10	1st Floor	B171	Ceramic Tile	White w/ Black sp	4X4
1732	B	17323	1st Layer	Ceramic Tile 4X4 - Whi	10	1st Floor	B171A	Ceramic Tile	White w/ Black sp	4X4
1733	B	17323	2nd Layer	Mastic - Yellow	10	1st Floor	B171A	Ceramic Tile	White w/ Black sp	4X4
1734	B	17324	1st Layer	Ceramic Tile 4X4 - Whi	10	1st Floor	B172	Ceramic Tile	White w/ Brown s	4X6
1735	B	17324	2nd Layer	Mastic - Yellow	10	1st Floor	B172	Ceramic Tile	White w/ Brown s	4X6
1736	B	17325	1st Layer	Ceramic Tile 4X4 - Whi	10	1st Floor	B172	Ceramic Tile	White w/ Brown s	4X6
1737	B	17325	2nd Layer	Mastic - Yellow	10	1st Floor	B172	Ceramic Tile	White w/ Brown s	4X6
1738	B	17326	1st Layer	Ceramic Tile 4X4 - Whi	10	1st Floor	B172	Ceramic Tile	White w/ Brown s	4X6
1739	B	17326	2nd Layer	Mastic - Yellow	10	1st Floor	B172	Ceramic Tile	White w/ Brown s	4X6
1740	B	17327	1st Layer	Ceramic Tile 4X4 - Yell	20	1st Floor	B155C	Ceramic Tile	Yellow	4X6
1741	B	17327	2nd Layer	Mastic - Yellow	10	1st Floor	B155C	Ceramic Tile	Yellow	4X6
1742	B	17328	1st Layer	Ceramic Tile 4X4 - Yell	20	1st Floor	B155D	Ceramic Tile	Yellow	4X6
1743	B	17328	2nd Layer	Mastic - Yellow	10	1st Floor	B155D	Ceramic Tile	Yellow	4X6
1744	B	17329	1st Layer	Ceramic Tile 4X4 - Yell	20	1st Floor	B155C	Ceramic Tile	Yellow	4X6
1745	B	17329	2nd Layer	Mastic - Yellow	10	1st Floor	B155C	Ceramic Tile	Yellow	4X6
1746	B	17330	1st Layer	Ceramic Tile 4X4 - Whi	10	1st Floor	B155B	Ceramic Tile	White	2X6
1747	B	17330	2nd Layer	Mastic - Gray	Trace	1st Floor	B155B	Ceramic Tile	White	2X6
1748	B	17331	1st Layer	Ceramic Tile 4X4 - Whi	10	1st Floor	B155B	Ceramic Tile	White	2X6
1749	B	17331	2nd Layer	Mastic - Gray	Trace	1st Floor	B155B	Ceramic Tile	White	2X6
1750	B	17332	1st Layer	Ceramic Tile 4X4 - Whi	10	1st Floor	B155B	Ceramic Tile	White	2X6
1751	B	17332	2nd Layer	Mastic - Gray	Trace	1st Floor	B155B	Ceramic Tile	White	2X6
1752	B	17333	1st Layer	Ceramic Tile 4X4 - Whi	10	1st Floor	B155B	Ceramic Tile	White	4X4
1753	B	17333	2nd Layer	Mastic - Gray	10	1st Floor	B155B	Ceramic Tile	White	4X4
1754	B	17334	1st Layer	Ceramic Tile 4X4 - Whi	10	1st Floor	B155B	Ceramic Tile	White	4X4
1755	B	17334	2nd Layer	Mastic - Gray	10	1st Floor	B155B	Ceramic Tile	White	4X4
1756	B	17335	1st Layer	Ceramic Tile 4X4 - Whi	10	1st Floor	B155B	Ceramic Tile	White	4X4
1757	B	17335	2nd Layer	Mastic - Gray	10	1st Floor	B155B	Ceramic Tile	White	4X4
1758	B	17336	1st Layer	Ceramic Tile 4X4 - Whi	20	1st Floor	B155F	Ceramic Tile	White	4X4
1759	B	17336	2nd Layer	Mastic - Gray	10	1st Floor	B155F	Ceramic Tile	White	4X4
1760	B	17337	1st Layer	Ceramic Tile 4X4 - Whi	20	1st Floor	B155F	Ceramic Tile	White	4X4
1761	B	17337	2nd Layer	Mastic - Gray	10	1st Floor	B155F	Ceramic Tile	White	4X4

	A	B	C	D	E	F Everything	G	H	I	J
1	Building	Sampling	Layer	Sample Description	% Asbestos	Floor	Room	Material	Color	Field Description
1762	B	17338	1st Layer	Ceramic Tile 4X4 - Hav	15	1st Floor	B153	Ceramic Tile	Dark Yellow	4X4
1763	B	17338	2nd Layer	Mastic - ???	Trace	1st Floor	B153	Ceramic Tile	Dark Yellow	4X4
1764	B	17339	1st Layer	Ceramic Tile 4X4 - Hav	10	1st Floor	B153	Ceramic Tile	Dark Yellow	4X4
1765	B	17339	2nd Layer	Mastic - ???	Trace	1st Floor	B153	Ceramic Tile	Dark Yellow	4X4
1766	B	17340	1st Layer	Ceramic Tile 4X4 - Hav	10	1st Floor	B153	Ceramic Tile	Dark Yellow	4X4
1767	B	17340	2nd Layer	Mastic - ???	Trace	1st Floor	B153	Ceramic Tile	Dark Yellow	4X4
1768	B	17341	1st Layer	Floor Tile 12X12 - Whit	0	1st Floor	Hallway	Vinyl Tile	White & Brown	12X12 Under big window
1769	B	17341	2nd Layer	Mastic - Black	30	1st Floor	Hallway	Vinyl Tile	White & Brown	12X12 Under big window
1770	B	17342	1st Layer	Floor Tile 12X12 - Whit	0	1st Floor	Hallway	Vinyl Tile	White & Brown	12X12 Under big window
1771	B	17342	2nd Layer	Mastic - Black	20	1st Floor	Hallway	Vinyl Tile	White & Brown	12X12 Under big window
1772	B	17343	1st Layer	Floor Tile 12X12 - Whit	Trace	1st Floor	Hallway	Vinyl Tile	White & Brown	12X12 Under big window
1773	B	17343	2nd Layer	Mastic - Black	30	1st Floor	Hallway	Vinyl Tile	White & Brown	12X12 Under big window
1774	B	17344	1st Layer	Floor Tile 12X12 - Crea	0	1st Floor	Stairwell	Vinyl Tile	Off-White & Gray	12X12 Inside entrance
1775	B	17344	2nd Layer	Mastic - Black	20	1st Floor	Stairwell	Vinyl Tile	Off-White & Gray	12X12 Inside entrance
1776	B	17345	1st Layer	Floor Tile 12X12 - Crea	0	1st Floor	Stairwell	Vinyl Tile	Off-White & Gray	12X12 Inside entrance
1777	B	17345	2nd Layer	Mastic - Black	20	1st Floor	Stairwell	Vinyl Tile	Off-White & Gray	12X12 Inside entrance
1778	B	17346	1st Layer	Floor Tile 12X12 - Crea	0	1st Floor	Stairwell	Vinyl Tile	Off-White & Gray	12X12 Inside entrance
1779	B	17346	2nd Layer	Mastic - Black	20	1st Floor	Stairwell	Vinyl Tile	Off-White & Gray	12X12 Inside entrance
1780	B	17347	1st Layer	Floor Tile 12X12 - Tan/	0	1st Floor	Stairwell	Vinyl Tile	Brown,Gray&Whit	12X12 Inside entrance
1781	B	17347	2nd Layer	Mastic - Black	30	1st Floor	Stairwell	Vinyl Tile	Brown,Gray&Whit	12X12 Inside entrance
1782	B	17348	1st Layer	Floor Tile 12X12 - Tan/	0	1st Floor	Stairwell	Vinyl Tile	Brown,Gray&Whit	12X12 Inside entrance
1783	B	17348	2nd Layer	Mastic - Black	15	1st Floor	Stairwell	Vinyl Tile	Brown,Gray&Whit	12X12 Inside entrance
1784	B	17349	1st Layer	Floor Tile 12X12 - Tan/	0	1st Floor	Stairwell	Vinyl Tile	Brown,Gray&Whit	12X12 Inside entrance
1785	B	17349	2nd Layer	Mastic - Black	20	1st Floor	Stairwell	Vinyl Tile	Brown,Gray&Whit	12X12 Inside entrance
1786	B	17350	1st Layer	Floor Tile 12X12 - Olive	0	1st Floor	Hallway	Vinyl Tile	Green & Gray	btw B160 & Elevator
1787	B	17350	2nd Layer	Mastic - Black	20	1st Floor	Hallway	Vinyl Tile	Green & Gray	btw B160 & Elevator
1788	B	17351	1st Layer	Floor Tile 12X12 - Olive	0	1st Floor	Hallway	Vinyl Tile	Green & Gray	right of B154A
1789	B	17351	2nd Layer	Mastic - Black	20	1st Floor	Hallway	Vinyl Tile	Green & Gray	right of B154A
1790	B	17352	1st Layer	Floor Tile 12X12 - Olive	0	1st Floor	Hallway	Vinyl Tile	Green & Gray	Across from B154C
1791	B	17352	2nd Layer	Mastic - Black	15	1st Floor	Hallway	Vinyl Tile	Green & Gray	Across from B154C
1792	B	17353	1st Layer	Floor Tile - White	0	1st Floor	Hallway	Vinyl Tile	White w/brown	12X12 - Front of 146
1793	B	17353	2nd Layer	Mastic - Black	20	1st Floor	Hallway	Vinyl Tile	White w/brown	12X12 - Front of 146
1794	B	17354	1st Layer	Floor Tile - White	0	1st Floor	Hallway	Vinyl Tile	White w/brown	12X12 - Front of 148
1795	B	17354	2nd Layer	Mastic - Black	15	1st Floor	Hallway	Vinyl Tile	White w/brown	12X12 - Front of 148
1796	B	17355	1st Layer	Floor Tile - White	0	1st Floor	Hallway	Vinyl Tile	White w/brown	12X12 - by 160
1797	B	17355	2nd Layer	Mastic - Black	20	1st Floor	Hallway	Vinyl Tile	White w/brown	12X12 - by 160
1798	B	17356	1st Layer	Floor Tile - Tan	0	1st Floor	B165	Vinyl Tile	Tan	12X12
1799	B	17356	2nd Layer	Mastic - Black	30	1st Floor	B165	Vinyl Tile	Tan	12X12
1800	B	17357	1st Layer	Floor Tile - Tan	0	1st Floor	B165	Vinyl Tile	Tan	12X12
1801	B	17357	2nd Layer	Mastic - Black	30	1st Floor	B165	Vinyl Tile	Tan	12X12
1802	B	17358	1st Layer	Floor Tile - Tan	0	1st Floor	B165	Vinyl Tile	Tan	12X12
1803	B	17358	2nd Layer	Mastic - Black	30	1st Floor	B165	Vinyl Tile	Tan	12X12
1804	B	17359	1st Layer	Floor Tile - White	0	1st Floor	B167	Vinyl Tile	Lt. Green	12X12
1805	B	17359	2nd Layer	Mastic - Black	60	1st Floor	B167	Vinyl Tile	Lt. Green	12X12

	A	B	C	D	E	F Everything	G	H	I	J
1	Building	Sampling	Layer	Sample Description	% Asbestos	Floor	Room	Material	Color	Field Description
1806	B	17360	1st Layer	Floor Tile - White	0	1st Floor	B167	Vinyl Tile	Lt. Green	12X12
1807	B	17360	2nd Layer	Mastic - Black	60	1st Floor	B167	Vinyl Tile	Lt. Green	12X12
1808	B	17361	1st Layer	Floor Tile - White	0	1st Floor	B167	Vinyl Tile	Lt. Green	12X12
1809	B	17361	2nd Layer	Mastic - Black	40	1st Floor	B167	Vinyl Tile	Lt. Green	12X12
1810	B	17362	1st Layer	Floor Tile - Tan	10	1st Floor	B170	Vinyl Tile	Brown	9X9
1811	B	17362	2nd Layer	Mastic - Dark	20	1st Floor	B170	Vinyl Tile	Brown	9X9
1812	B	17363	1st Layer	Floor Tile - Tan	10	1st Floor	B170	Vinyl Tile	Brown	9X9
1813	B	17363	2nd Layer	Mastic - Dark	10	1st Floor	B170	Vinyl Tile	Brown	9X9
1814	B	17364	1st Layer	Floor Tile - Tan	10	1st Floor	B170	Vinyl Tile	Brown	9X9
1815	B	17364	2nd Layer	Mastic - Dark	20	1st Floor	B170	Vinyl Tile	Brown	9X9
1816	B	17365	1st Layer	Floor Tile - Tan	20	1st Floor	B172A	Vinyl Tile	Yellow	9X9
1817	B	17365	2nd Layer	Mastic - Dark	20	1st Floor	B172A	Vinyl Tile	Yellow	9X9
1818	B	17366	1st Layer	Floor Tile - Tan	10	1st Floor	B172A	Vinyl Tile	Yellow	9X9
1819	B	17366	2nd Layer	Mastic - Dark	10	1st Floor	B172A	Vinyl Tile	Yellow	9X9
1820	B	17367	1st Layer	Floor Tile - Tan	20	1st Floor	B172A	Vinyl Tile	Yellow	9X9
1821	B	17367	2nd Layer	Mastic - Dark	10	1st Floor	B172A	Vinyl Tile	Yellow	9X9
1822	B	17368	1st Layer	Floor Tile - Blue	0	1st Floor	B147G	Vinyl Tile	Blue	12X12
1823	B	17368	2nd Layer	Mastic - Black	30	1st Floor	B147G	Vinyl Tile	Blue	12X12
1824	B	17369	1st Layer	Floor Tile - Blue	0	1st Floor	B147G	Vinyl Tile	Blue	12X12
1825	B	17369	2nd Layer	Mastic - Black	30	1st Floor	B147G	Vinyl Tile	Blue	12X12
1826	B	17370	1st Layer	Floor Tile - Blue	0	1st Floor	B147E	Vinyl Tile	Blue	12X12
1827	B	17370	2nd Layer	Mastic - Black	40	1st Floor	B147E	Vinyl Tile	Blue	12X12
1828	B	17371	1st Layer	Baseboard - Brown	0	1st Floor	Hallway	Moulding	Brown	Right of 155
1829	B	17371	2nd Layer	Mastic - Yellow	0	1st Floor	Hallway	Moulding	Brown	Right of 155
1830	B	17372	1st Layer	Baseboard - Brown	0	1st Floor	B155	Moulding	Brown	
1831	B	17372	2nd Layer	Mastic - Yellow	0	1st Floor	B155	Moulding	Brown	
1832	B	17373	1st Layer	Baseboard - Brown	0	1st Floor	B155	Moulding	Brown	
1833	B	17373	2nd Layer	Mastic - Yellow	0	1st Floor	B155	Moulding	Brown	
1834	B	17374	1st Layer	Baseboard - Yellow	Trace	1st Floor	B160	Moulding	Yellow	
1835	B	17374	2nd Layer	Mastic - Brown	0	1st Floor	B160	Moulding	Yellow	
1836	B	17375	1st Layer	Baseboard - Yellow	Trace	1st Floor	B160	Moulding	Yellow	
1837	B	17375	2nd Layer	Mastic - Brown	0	1st Floor	B160	Moulding	Yellow	
1838	B	17376	1st Layer	Baseboard - Yellow	Trace	1st Floor	B160	Moulding	Yellow	
1839	B	17376	2nd Layer	Mastic - Brown	0	1st Floor	B160	Moulding	Yellow	
1840	B	17377	1st Layer	Baseboard - White	0	1st Floor	B161	Moulding	White	
1841	B	17377	2nd Layer	Mastic - Brown	0	1st Floor	B161	Moulding	White	
1842	B	17378	1st Layer	Baseboard - White	0	1st Floor	B161	Moulding	White	
1843	B	17378	2nd Layer	Mastic - Brown	0	1st Floor	B161	Moulding	White	
1844	B	17379	1st Layer	Baseboard - White	0	1st Floor	B161	Moulding	White	
1845	B	17379	2nd Layer	Mastic - Brown	0	1st Floor	B161	Moulding	White	
1846	B	17380	1st Layer	Baseboard Wood - Yell	0	1st Floor	B160	Baseboard	Yellow	
1847	B	17381	1st Layer	Baseboard Wood - Yell	0	1st Floor	B160	Baseboard	Yellow	
1848	B	17382	1st Layer	Baseboard Wood - Yell	0	1st Floor	B160	Baseboard	Yellow	
1849	B	17383	1st Layer	Baseboard - Brown	0	1st Floor	B168	Moulding	Gray	

	A	B	C	D	E	F Everything	G	H	I	J
1	Building	Sampling	Layer	Sample Description	% Asbestos	Floor	Room	Material	Color	Field Description
1850	B	17383	2nd Layer	Mastic - Yellow	0	1st Floor	B168	Moulding	Gray	
1851	B	17384	1st Layer	Baseboard - Brown	0	1st Floor	B168	Moulding	Gray	
1852	B	17384	2nd Layer	Mastic - Yellow	0	1st Floor	B168	Moulding	Gray	
1853	B	17385	1st Layer	Baseboard - Brown	0	1st Floor	B168	Moulding	Gray	
1854	B	17385	2nd Layer	Mastic - Yellow	0	1st Floor	B168	Moulding	Gray	
1855	B	17386	1st Layer	Baseboard - Brown	0	1st Floor	B169	Moulding	Beige	
1856	B	17386	2nd Layer	Paint - Yellow	0	1st Floor	B169	Moulding	Beige	
1857	B	17386	3rd Layer	Mastic - Yellow	0	1st Floor	B169	Moulding	Beige	
1858	B	17387	1st Layer	Baseboard - Brown	0	1st Floor	B169	Moulding	Beige	
1859	B	17387	2nd Layer	Paint - Yellow	0	1st Floor	B169	Moulding	Beige	
1860	B	17387	3rd Layer	Mastic - Yellow	0	1st Floor	B169	Moulding	Beige	
1861	B	17388	1st Layer	Baseboard - Brown	0	1st Floor	B169	Moulding	Beige	
1862	B	17388	2nd Layer	Paint - Yellow	0	1st Floor	B169	Moulding	Beige	
1863	B	17388	3rd Layer	Mastic - Yellow	0	1st Floor	B169	Moulding	Beige	
1864	B	17389	1st Layer	Baseboard - Brown	0	1st Floor	B171	Vinyl Mouldin	Pink	
1865	B	17389	2nd Layer	Paint - Pink	0	1st Floor	B171	Vinyl Mouldin	Pink	
1866	B	17389	3rd Layer	Mastic - Yellow	0	1st Floor	B171	Vinyl Mouldin	Pink	
1867	B	17390	1st Layer	Baseboard - Brown	0	1st Floor	B171	Vinyl Mouldin	Pink	
1868	B	17390	2nd Layer	Paint - Pink	0	1st Floor	B171	Vinyl Mouldin	Pink	
1869	B	17390	3rd Layer	Mastic - Yellow	0	1st Floor	B171	Vinyl Mouldin	Pink	
1870	B	17391	1st Layer	Baseboard - Brown	0	1st Floor	B171	Vinyl Mouldin	Pink	
1871	B	17391	2nd Layer	Paint - Pink	0	1st Floor	B171	Vinyl Mouldin	Pink	
1872	B	17391	3rd Layer	Mastic - Yellow	0	1st Floor	B171	Vinyl Mouldin	Pink	
1873	B	17392	1st Layer	Baseboard - Green	0	1st Floor	B173	Vinyl Mouldin	Rust	
1874	B	17392	2nd Layer	Paint - Pink	0	1st Floor	B173	Vinyl Mouldin	Rust	
1875	B	17392	3rd Layer	Mastic - Dark	10	1st Floor	B173	Vinyl Mouldin	Rust	
1876	B	17393	1st Layer	Baseboard - Green	0	1st Floor	B173A	Vinyl Mouldin	Rust	
1877	B	17393	2nd Layer	Paint - Pink	0	1st Floor	B173A	Vinyl Mouldin	Rust	
1878	B	17393	3rd Layer	Mastic - Dark	10	1st Floor	B173A	Vinyl Mouldin	Rust	
1879	B	17394	1st Layer	Baseboard - Green	0	1st Floor	B173A	Vinyl Mouldin	Rust	
1880	B	17394	2nd Layer	Paint - Pink	0	1st Floor	B173A	Vinyl Mouldin	Rust	
1881	B	17394	3rd Layer	Mastic - Dark	10	1st Floor	B173A	Vinyl Mouldin	Rust	
1882	B	17395	1st Layer	Baseboard - Brown	0	1st Floor	B150	Vinyl Mouldin	Green	
1883	B	17395	2nd Layer	Paint - Green	0	1st Floor	B150	Vinyl Mouldin	Green	
1884	B	17395	3rd Layer	Mastic - Yellow	0	1st Floor	B150	Vinyl Mouldin	Green	
1885	B	17396	1st Layer	Baseboard - Brown	0	1st Floor	B150	Vinyl Mouldin	Green	
1886	B	17396	2nd Layer	Paint - Green	0	1st Floor	B150	Vinyl Mouldin	Green	
1887	B	17396	3rd Layer	Mastic - Yellow	0	1st Floor	B150	Vinyl Mouldin	Green	
1888	B	17397	1st Layer	Baseboard - Brown	0	1st Floor	B150	Vinyl Mouldin	Green	
1889	B	17397	2nd Layer	Paint - Green	0	1st Floor	B150	Vinyl Mouldin	Green	
1890	B	17397	3rd Layer	Mastic - Yellow	0	1st Floor	B150	Vinyl Mouldin	Green	
1891	B	17398	1st Layer	Baseboard - Gray	0	1st Floor	B140	Vinyl Mouldin	Black	
1892	B	17398	2nd Layer	Paint - Black	0	1st Floor	B140	Vinyl Mouldin	Black	
1893	B	17398	3rd Layer	Mastic - Yellow	0	1st Floor	B140	Vinyl Mouldin	Black	

	A	B	C	D	E	F Everything	G	H	I	J
1	Building	Sampling	Layer	Sample Description	% Asbestos	Floor	Room	Material	Color	Field Description
1894	B	17399	1st Layer	Baseboard - Gray	0	1st Floor	B140	Vinyl Mouldin	Black	
1895	B	17399	2nd Layer	Paint - Black	0	1st Floor	B140	Vinyl Mouldin	Black	
1896	B	17399	3rd Layer	Mastic - Yellow	0	1st Floor	B140	Vinyl Mouldin	Black	
1897	B	17400	1st Layer	Baseboard - Gray	0	1st Floor	B140	Vinyl Mouldin	Black	
1898	B	17400	2nd Layer	Paint - Black	0	1st Floor	B140	Vinyl Mouldin	Black	
1899	B	17400	3rd Layer	Mastic - Yellow	0	1st Floor	B140	Vinyl Mouldin	Black	
1900	B	17401	1st Layer	Paint - Cream	0	2nd Floor	Stairwell	Paint	Off-White	left of door to lobby
1901	B	17402	1st Layer	Paint - Cream	0	2nd Floor	Stairwell	Paint	Off-White	right of door to lobby
1902	B	17403	1st Layer	Paint - Cream	0	2nd Floor	Stairwell	Paint	Off-White	opposite of door to lobby
1903	B	17404	1st Layer	Floor Tile - White	0	2nd Floor	B246	Vinyl Floor Til	Off-White w/black	12X12
1904	B	17404	2nd Layer	Mastic - Yellow	0	2nd Floor	B246	Vinyl Floor Til	Off-White w/black	12X12
1905	B	17405	1st Layer	Floor Tile - White	0	2nd Floor	B249	Vinyl Floor Til	Off-White w/black	12X12
1906	B	17405	2nd Layer	Mastic - Yellow	0	2nd Floor	B249	Vinyl Floor Til	Off-White w/black	12X12
1907	B	17406	1st Layer	Floor Tile - White	0	2nd Floor	Stairwell	Vinyl Floor Til	Off-White w/black	12X12 top step
1908	B	17406	2nd Layer	Mastic - Yellow	0	2nd Floor	Stairwell	Vinyl Floor Til	Off-White w/black	12X12 top step
1909	B	17407	1st Layer	Floor Tile - Olive Green	0	2nd Floor	Stairwell	Vinyl Floor Til	Green&White	12X12 top step
1910	B	17407	2nd Layer	Mastic - Black	80	2nd Floor	Stairwell	Vinyl Floor Til	Green&White	12X12 top step
1911	B	17408	1st Layer	Floor Tile - Olive Green	0	2nd Floor	Lobby	Vinyl Floor Til	Green&White	12X12 front of elevator
1912	B	17408	2nd Layer	Mastic - Black	60	2nd Floor	Lobby	Vinyl Floor Til	Green&White	12X12 front of elevator
1913	B	17409	1st Layer	Floor Tile - Olive Green	0	2nd Floor	Lobby	Vinyl Floor Til	Green&White	12X12 next to 262
1914	B	17409	2nd Layer	Mastic - Black	60	2nd Floor	Lobby	Vinyl Floor Til	Green&White	12X12 next to 262
1915	B	17410	1st Layer	Floor Tile - Gray	0	2nd Floor	B243A	Vinyl Floor Til	Gray speckled	12X12
1916	B	17410	2nd Layer	Mastic - Black	40	2nd Floor	B243A	Vinyl Floor Til	Gray speckled	12X12
1917	B	17411	1st Layer	Floor Tile - Gray	0	2nd Floor	B243A	Vinyl Floor Til	Gray speckled	12X12
1918	B	17411	2nd Layer	Mastic - Black	60	2nd Floor	B243A	Vinyl Floor Til	Gray speckled	12X12
1919	B	17412	1st Layer	Floor Tile - Gray	0	2nd Floor	B243A	Vinyl Floor Til	Gray speckled	12X12
1920	B	17412	2nd Layer	Mastic - Black	40	2nd Floor	B243A	Vinyl Floor Til	Gray speckled	12X12
1921	B	17413	1st Layer	Floor Tile - Gray	0	2nd Floor	Hallway	Vinyl Floor Til	Gray&White	12X12 btw 248&250
1922	B	17413	2nd Layer	Mastic - Black	80	2nd Floor	Hallway	Vinyl Floor Til	Gray&White	12X12 btw 248&250
1923	B	17414	1st Layer	Floor Tile - Gray	0	2nd Floor	Hallway	Vinyl Floor Til	Gray&White	12X12 btw 255&257
1924	B	17414	2nd Layer	Mastic - Black	80	2nd Floor	Hallway	Vinyl Floor Til	Gray&White	12X12 btw 255&257
1925	B	17415	1st Layer	Floor Tile - Gray	0	2nd Floor	Hallway	Vinyl Floor Til	Gray&White	12X12 btw 259&260
1926	B	17415	2nd Layer	Mastic - Black	40	2nd Floor	Hallway	Vinyl Floor Til	Gray&White	12X12 btw 259&260
1927	B	17416	1st Layer	Floor Tile - Tan	0	2nd Floor	B248	Vinyl Floor Til	Tan	12X12
1928	B	17416	2nd Layer	Mastic - Black	60	2nd Floor	B248	Vinyl Floor Til	Tan	12X12
1929	B	17417	1st Layer	Floor Tile - Tan	0	2nd Floor	B248	Vinyl Floor Til	Tan	12X12
1930	B	17417	2nd Layer	Mastic - Black	40	2nd Floor	B248	Vinyl Floor Til	Tan	12X12
1931	B	17418	1st Layer	Floor Tile - Tan	0	2nd Floor	B248	Vinyl Floor Til	Tan	12X12
1932	B	17418	2nd Layer	Mastic - Black	80	2nd Floor	B248	Vinyl Floor Til	Tan	12X12
1933	B	17419	1st Layer	Formica - Multi White	0	2nd Floor	Hallway	Formica	White	2X2 - by 258
1934	B	17419	2nd Layer	Mastic - Yellow	0	2nd Floor	Hallway	Formica	White	2X2 - by 258
1935	B	17420	1st Layer	Formica - Multi White	0	2nd Floor	B258	Formica	white	2X2
1936	B	17420	2nd Layer	Mastic - Yellow	0	2nd Floor	B258	Formica	white	2X2
1937	B	17421	1st Layer	Formica - Multi White	0	2nd Floor	B258	Formica	white	2X2

	A	B	C	D	E	F Everything	G	H	I	J
1	Building	Sampling	Layer	Sample Description	% Asbestos	Floor	Room	Material	Color	Field Description
1938	B	17421	2nd Layer	Mastic - Yellow	0	2nd Floor	B258	Formica	white	2X2
1939	B	17422	1st Layer	Floor Tile - Brown	0	2nd Floor	B259	Vinyl Floor Til	Brown	12X12
1940	B	17422	2nd Layer	Mastic - Black	10	2nd Floor	B259	Vinyl Floor Til	Brown	12X12
1941	B	17423	1st Layer	Floor Tile - Brown	0	2nd Floor	B259A	Vinyl Floor Til	Brown	12X12
1942	B	17423	2nd Layer	Mastic - Black	10	2nd Floor	B259A	Vinyl Floor Til	Brown	12X12
1943	B	17424	1st Layer	Floor Tile - Brown	0	2nd Floor	B259A	Vinyl Floor Til	Brown	12X12
1944	B	17424	2nd Layer	Mastic - Black	10	2nd Floor	B259A	Vinyl Floor Til	Brown	12X12
1945	B	17425	1st Layer	Ceiling Tile - White w/G	10	2nd Floor	B244	Ceramic Tile	Gray	
1946	B	17425	2nd Layer	Mastic - Yellow	10	2nd Floor	B244	Ceramic Tile	Gray	
1947	B	17426	1st Layer	Ceiling Tile - White w/G	10	2nd Floor	B244	Ceramic Tile	Gray	
1948	B	17426	2nd Layer	Mastic - Yellow	10	2nd Floor	B244	Ceramic Tile	Gray	
1949	B	17427	1st Layer	Ceiling Tile - White w/G	10	2nd Floor	B245	Ceramic Tile	Gray	
1950	B	17427	2nd Layer	Mastic - Yellow	10	2nd Floor	B245	Ceramic Tile	Gray	
1951	B	17428	1st Layer	Ceiling Tile - White w/G	10	2nd Floor	B246A	Ceramic Wall	White	2X6
1952	B	17428	2nd Layer	Mastic - Yellow	10	2nd Floor	B246A	Ceramic Wall	White	2X6
1953	B	17429	1st Layer	Ceiling Tile - White w/G	10	2nd Floor	B251	Ceramic Wall	White	2X6
1954	B	17429	2nd Layer	Mastic - Yellow	10	2nd Floor	B251	Ceramic Wall	White	2X6
1955	B	17430	1st Layer	Ceiling Tile - White w/G	10	2nd Floor	B251	Ceramic Wall	White	2X6
1956	B	17430	2nd Layer	Mastic - Yellow	10	2nd Floor	B251	Ceramic Wall	White	2X6
1957	B	17431	1st Layer	Ceiling Tile - White w/G	10	2nd Floor	B246A	Ceramic Wall	White	4X4
1958	B	17431	2nd Layer	Mastic - Yellow	10	2nd Floor	B246A	Ceramic Wall	White	4X4
1959	B	17432	1st Layer	Ceiling Tile - White w/G	10	2nd Floor	B251	Ceramic Wall	White	4X4
1960	B	17432	2nd Layer	Mastic - Yellow	10	2nd Floor	B251	Ceramic Wall	White	4X4
1961	B	17433	1st Layer	Ceiling Tile - White w/G	10	2nd Floor	B251	Ceramic Wall	White	4X4
1962	B	17433	2nd Layer	Mastic - Yellow	10	2nd Floor	B251	Ceramic Wall	White	4X4
1963	B	17434	1st Layer	Ceiling Tile - White w/G	30	2nd Floor	B244	Ceramic Wall	White	2X6
1964	B	17434	2nd Layer	Mastic - Dark	30	2nd Floor	B244	Ceramic Wall	White	2X6
1965	B	17435	1st Layer	Ceiling Tile - White w/G	30	2nd Floor	B245	Ceramic Wall	White	2X6
1966	B	17435	2nd Layer	Mastic - Dark	30	2nd Floor	B245	Ceramic Wall	White	2X6
1967	B	17436	1st Layer	Ceiling Tile - White w/G	25	2nd Floor	B245	Ceramic Wall	White	2X6
1968	B	17436	2nd Layer	Mastic - Dark	25	2nd Floor	B245	Ceramic Wall	White	2X6
1969	B	17437	1st Layer	Ceiling Tile - White w/G	30	2nd Floor	B244	Ceramic Wall	White	4X4
1970	B	17437	2nd Layer	Mastic - Dark	30	2nd Floor	B244	Ceramic Wall	White	4X4
1971	B	17438	1st Layer	Ceiling Tile - White w/G	30	2nd Floor	B245	Ceramic Wall	White	4X4
1972	B	17438	2nd Layer	Mastic - Dark	30	2nd Floor	B245	Ceramic Wall	White	4X4
1973	B	17439	1st Layer	Ceiling Tile - White w/G	30	2nd Floor	B245	Ceramic Wall	White	4X4
1974	B	17439	2nd Layer	Mastic - Dark	30	2nd Floor	B245	Ceramic Wall	White	4X4
1975	B	17440	1st Layer	Carpet - Lt. Brown	0	2nd Floor	B262A	Carpet	Maroon	
1976	B	17440	2nd Layer	Mastic - Yellow	0	2nd Floor	B262A	Carpet	Maroon	
1977	B	17441	1st Layer	Carpet - Lt. Brown	0	2nd Floor	B262	Carpet	Maroon	
1978	B	17441	2nd Layer	Mastic - Yellow	0	2nd Floor	B262	Carpet	Maroon	
1979	B	17442	1st Layer	Carpet - Lt. Brown	0	2nd Floor	B262	Carpet	Maroon	
1980	B	17442	2nd Layer	Mastic - Yellow	0	2nd Floor	B262	Carpet	Maroon	
1981	B	17443	1st Layer	Carpet - Dark Gray	0	2nd Floor	B253	Carpet	Blue	

	A	B	C	D	E	F Everything	G	H	I	J
1	Building	Sampling	Layer	Sample Description	% Asbestos	Floor	Room	Material	Color	Field Description
1982	B	17443	2nd Layer	Mastic - Yellow	0	2nd Floor	B253	Carpet	Blue	
1983	B	17444	1st Layer	Carpet - Dark Gray	0	2nd Floor	B243	Carpet	Blue	
1984	B	17444	2nd Layer	Mastic - Yellow	0	2nd Floor	B243	Carpet	Blue	
1985	B	17445	1st Layer	Carpet - Dark Gray	0	2nd Floor	B242	Carpet	Blue	
1986	B	17445	2nd Layer	Mastic - Yellow	0	2nd Floor	B242	Carpet	Blue	
1987	B	17446	1st Layer	Baseboard - Gray	0	2nd Floor	B253	Vinyl Mouldin	Gray	
1988	B	17446	2nd Layer	Mastic - Yellow	0	2nd Floor	B253	Vinyl Mouldin	Gray	
1989	B	17447	1st Layer	Baseboard - Gray	0	2nd Floor	Hallway	Vinyl Mouldin	Gray	By 243
1990	B	17447	2nd Layer	Mastic - Yellow	0	2nd Floor	Hallway	Vinyl Mouldin	Gray	By 243
1991	B	17448	1st Layer	Baseboard - Gray	0	2nd Floor	Hallway	Vinyl Mouldin	Gray	Left of 242
1992	B	17448	2nd Layer	Mastic - Yellow	0	2nd Floor	Hallway	Vinyl Mouldin	Gray	Left of 242
1993	B	17449	1st Layer	Baseboard - Brown	0	2nd Floor	Hallway	Vinyl Mouldin	Brown	Left of 253
1994	B	17449	2nd Layer	Mastic - Yellow	0	2nd Floor	Hallway	Vinyl Mouldin	Brown	Left of 253
1995	B	17450	1st Layer	Baseboard - Brown	0	2nd Floor	Hallway	Vinyl Mouldin	Brown	btw 246&249
1996	B	17450	2nd Layer	Mastic - Yellow	0	2nd Floor	Hallway	Vinyl Mouldin	Brown	btw 246&249
1997	B	17451	1st Layer	Baseboard - Brown	0	2nd Floor	B249	Vinyl Mouldin	Brown	opposite doubledoors
1998	B	17451	2nd Layer	Mastic - Yellow	0	2nd Floor	B249	Vinyl Mouldin	Brown	opposite doubledoors
1999	C	17452	1st Layer	Paint - Lt. Green	0	2nd Floor	C211	Paint	Green	Unique to this room
2000	C	17453	1st Layer	Paint - Lt. Green	0	2nd Floor	C211	Paint	Green	Unique to this room
2001	C	17454	1st Layer	Paint - Lt. Green	0	2nd Floor	C211	Paint	Green	Unique to this room
2002	B	17455	1st Layer	Baseboard - Gray	0	2nd Floor	C242	Baseboard	Lt. Gray	Unique to this room
2003	B	17455	2nd Layer	Paint - White	0	2nd Floor	C242	Baseboard	Lt. Gray	Unique to this room
2004	B	17455	3rd Layer	Mastic - Yellow	0	2nd Floor	C242	Baseboard	Lt. Gray	Unique to this room
2005	B	17456	1st Layer	Baseboard - Gray	0	2nd Floor	C242	Baseboard	Lt. Gray	Unique to this room
2006	B	17456	2nd Layer	Paint - White	0	2nd Floor	C242	Baseboard	Lt. Gray	Unique to this room
2007	B	17456	3rd Layer	Mastic - Yellow	0	2nd Floor	C242	Baseboard	Lt. Gray	Unique to this room
2008	B	17457	1st Layer	Baseboard - Gray	0	2nd Floor	C242	Baseboard	Lt. Gray	Unique to this room
2009	B	17457	2nd Layer	Paint - White	0	2nd Floor	C242	Baseboard	Lt. Gray	Unique to this room
2010	B	17457	3rd Layer	Mastic - Yellow	0	2nd Floor	C242	Baseboard	Lt. Gray	Unique to this room
2011	B	17458	1st Layer	Ceiling Material - White	0	2nd Floor	C253	Ceiling Tile	White	2X2 Drop
2012	B	17459	1st Layer	Ceiling Material - White	0	2nd Floor	Hallway	Ceiling Tile	White	2X2 Drop - Outside C253
2013	B	17460	1st Layer	Ceiling Material - White	0	2nd Floor	C253	Ceiling Tile	White	2X2 Drop
2014	B	17461	1st Layer	Ceiling Material - White	0	2nd Floor	C253	Ceiling Tile	White	2X2 Drop
2015	B	17462	1st Layer	Ceiling Material - White	0	2nd Floor	Hallway	Ceiling Tile	White	2X2 Drop - Outside C253
2016	B	17463	1st Layer	Ceiling Material - White	0	2nd Floor	Hallway	Ceiling Tile	White	2X2 Drop - Outside C257
2017	B	17464	1st Layer	Ceiling Material - White	0	2nd Floor	Hallway	Ceiling Tile	White	2X2 Drop - Outside C257
2018	B	17465	1st Layer	Ceiling Material - White	0	2nd Floor	Hallway	Ceiling Tile	White	2X2 Drop - Outside C265
2019	B	17466	1st Layer	Ceiling Material - White	0	2nd Floor	Hallway	Ceiling Tile	White	2X2 Drop - Outside C255
2020	H	17467	1st Layer	Floor Tile - White	0	1st Floor	Hallway	Vinyl Tile	White	12X12 - Next to B
2021	H	17467	2nd Layer	Mastic - Black	80	1st Floor	Hallway	Vinyl Tile	White	12X12 - Next to B
2022	H	17468	1st Layer	Floor Tile - White	0	1st Floor	Hallway	Vinyl Tile	White	12X12 - Next to B
2023	H	17468	2nd Layer	Mastic - Black	60	1st Floor	Hallway	Vinyl Tile	White	12X12 - Next to B
2024	H	17469	1st Layer	Floor Tile - White	0	1st Floor	Hallway	Vinyl Tile	White	12X12 - Next to B
2025	H	17469	2nd Layer	Mastic - Black	80	1st Floor	Hallway	Vinyl Tile	White	12X12 - Next to B

	A	B	C	D	E	F Everything	G	H	I	J
1	Building	Sampling I	Layer	Sample Description	% Asbestos	Floor	Room	Material	Color	Field Description
2026	H	17470	1st Layer	Floor Tile - Gray/Blue	0	1st Floor	Hallway	Vinyl Tile	Blue	12X12 - Outside 136&137
2027	H	17470	2nd Layer	Mastic - Yellow	0	1st Floor	Hallway	Vinyl Tile	Blue	12X12 - Outside 136&137
2028	H	17471	1st Layer	Floor Tile - Gray/Blue	0	1st Floor	Hallway	Vinyl Tile	Blue	12X12 - Outside 136&137
2029	H	17471	2nd Layer	Mastic - Yellow	0	1st Floor	Hallway	Vinyl Tile	Blue	12X12 - Outside 136&137
2030	H	17471	3rd Layer	Bulk - Roll Vinyl	80	1st Floor	Hallway	Vinyl Tile	Blue	12X12 - Outside 136&137
2031	H	17472	1st Layer	Floor Tile - Gray/Blue	0	1st Floor	Hallway	Vinyl Tile	Blue	12X12 - Outside 136&137
2032	H	17472	2nd Layer	Mastic - Yellow	0	1st Floor	Hallway	Vinyl Tile	Blue	12X12 - Outside 136&137
2033	H	17472	3rd Layer	Bulk - Roll Vinyl	80	1st Floor	Hallway	Vinyl Tile	Blue	12X12 - Outside 136&137
2034	H	17473	1st Layer	Floor Tile - Tan	10	1st Floor	H139	Vinyl Tile	Lt. Brown	9X9
2035	H	17473	2nd Layer	Mastic - Yellow	10	1st Floor	H139	Vinyl Tile	Lt. Brown	9X9
2036	H	17474	1st Layer	Floor Tile - Tan	10	1st Floor	H139	Vinyl Tile	Lt. Brown	9X9
2037	H	17474	2nd Layer	Mastic - Yellow	10	1st Floor	H139	Vinyl Tile	Lt. Brown	9X9
2038	H	17475	1st Layer	Floor Tile - Tan	10	1st Floor	H139	Vinyl Tile	Lt. Brown	9X9
2039	H	17475	2nd Layer	Mastic - Yellow	10	1st Floor	H139	Vinyl Tile	Lt. Brown	9X9
2040	H	17476	1st Layer	Floor Tile - Yellow/Gree	10	1st Floor	H142A	Vinyl Tile	Yellow/Brown	9X9
2041	H	17476	2nd Layer	Mastic - Black	40	1st Floor	H142A	Vinyl Tile	Yellow/Brown	9X9
2042	H	17477	1st Layer	Floor Tile - Yellow/Gree	10	1st Floor	H142A	Vinyl Tile	Yellow/Brown	9X9
2043	H	17477	2nd Layer	Mastic - Black	40	1st Floor	H142A	Vinyl Tile	Yellow/Brown	9X9
2044	H	17478	1st Layer	Floor Tile - Yellow/Gree	10	1st Floor	H142A	Vinyl Tile	Yellow/Brown	9X9
2045	H	17478	2nd Layer	Mastic - Black	40	1st Floor	H142A	Vinyl Tile	Yellow/Brown	9X9
2046	H	17479	1st Layer	Floor Tile - White	0	1st Floor	Hallway	Vinyl Tile	Off White	12X12 - H118
2047	H	17479	2nd Layer	Mastic - Black	60	1st Floor	Hallway	Vinyl Tile	Off White	12X12 - H118
2048	H	17480	1st Layer	Floor Tile - White	0	1st Floor	Hallway	Vinyl Tile	Off White	12X12 - H117
2049	H	17480	2nd Layer	Mastic - Black	60	1st Floor	Hallway	Vinyl Tile	Off White	12X12 - H117
2050	H	17481	1st Layer	Floor Tile - White	0	1st Floor	Hallway	Vinyl Tile	Off White	12X12
2051	H	17481	2nd Layer	Mastic - Black	40	1st Floor	Hallway	Vinyl Tile	Off White	12X12
2052	H	17482	1st Layer	Floor Tile - White	30	1st Floor	H115	Vinyl Tile	White	9X9
2053	H	17482	2nd Layer	Mastic - Dark	30	1st Floor	H115	Vinyl Tile	White	9X9
2054	H	17483	1st Layer	Floor Tile - White	20	1st Floor	H113	Vinyl Tile	White	9X9
2055	H	17483	2nd Layer	Mastic - Dark	30	1st Floor	H113	Vinyl Tile	White	9X9
2056	H	17484	1st Layer	Floor Tile - White	20	1st Floor	H109	Vinyl Tile	White	9X9
2057	H	17484	2nd Layer	Mastic - Dark	30	1st Floor	H109	Vinyl Tile	White	9X9
2058	H	17485	1st Layer	Floor Tile - Green	20	1st Floor	H111	Vinyl Tile	Green	9X9
2059	H	17485	2nd Layer	Mastic - Dark	30	1st Floor	H111	Vinyl Tile	Green	9X9
2060	H	17486	1st Layer	Floor Tile - Green	10	1st Floor	H112	Vinyl Tile	Green	9X9
2061	H	17486	2nd Layer	Mastic - Dark	20	1st Floor	H112	Vinyl Tile	Green	9X9
2062	H	17487	1st Layer	Floor Tile - Green	10	1st Floor	H112	Vinyl Tile	Green	9X9
2063	H	17487	2nd Layer	Mastic - Dark	20	1st Floor	H112	Vinyl Tile	Green	9X9
2064	H	17488	1st Layer	Floor Tile - Golden	10	1st Floor	H110	Vinyl Tile	Yellow	9X9
2065	H	17488	2nd Layer	Mastic - Dark	20	1st Floor	H110	Vinyl Tile	Yellow	9X9
2066	H	17489	1st Layer	Floor Tile - Golden	10	1st Floor	H110	Vinyl Tile	Yellow	9X9
2067	H	17489	2nd Layer	Mastic - Dark	20	1st Floor	H110	Vinyl Tile	Yellow	9X9
2068	H	17490	1st Layer	Floor Tile - Golden	10	1st Floor	H110	Vinyl Tile	Yellow	9X9
2069	H	17490	2nd Layer	Mastic - Dark	20	1st Floor	H110	Vinyl Tile	Yellow	9X9

	A	B	C	D	E	F Everything	G	H	I	J
1	Building	Sampling I	Layer	Sample Description	% Asbestos	Floor	Room	Material	Color	Field Description
2070	H	17491	1st Layer	Floor Tile - Cream	0	1st Floor	H109A	Vinyl Tile	Green	12X12
2071	H	17491	2nd Layer	Mastic - Black	20	1st Floor	H109A	Vinyl Tile	Green	12X12
2072	H	17492	1st Layer	Floor Tile - Cream	0	1st Floor	H109A	Vinyl Tile	Green	12X12
2073	H	17492	2nd Layer	Mastic - Black	20	1st Floor	H109A	Vinyl Tile	Green	12X12
2074	H	17493	1st Layer	Floor Tile - Cream	0	1st Floor	H109A	Vinyl Tile	Green	12X12
2075	H	17493	2nd Layer	Mastic - Black	20	1st Floor	H109A	Vinyl Tile	Green	12X12
2076	H	17494	1st Layer	Floor Tile Vinyl Roll - Ye	80	1st Floor	H142	Linoleum	Yellow	White tile underneath
2077	H	17495	1st Layer	Floor Tile Vinyl Roll - Ye	80	1st Floor	H142	Linoleum	Yellow	White tile underneath
2078	H	17496	1st Layer	Floor Tile Vinyl Roll - Ye	80	1st Floor	H142	Linoleum	Yellow	White tile underneath
2079	H	17497	1st Layer	Carpet - Brown	0	1st Floor	H116	Carpet	Brown	
2080	H	17497	2nd Layer	Mastic - Yellow	0	1st Floor	H116	Carpet	Brown	
2081	H	17498	1st Layer	Carpet - Brown	0	1st Floor	H116	Carpet	Brown	
2082	H	17498	2nd Layer	Mastic - Yellow	0	1st Floor	H116	Carpet	Brown	
2083	H	17499	1st Layer	Carpet - Brown	0	1st Floor	H116	Carpet	Brown	
2084	H	17499	2nd Layer	Mastic - Yellow	0	1st Floor	H116	Carpet	Brown	
2085	H	17500	1st Layer	Carpet - Dark Brown	0	1st Floor	Stairwell	Carpet	Drk. Brown	
2086	H	17500	2nd Layer	Mastic - Yellow	0	1st Floor	Stairwell	Carpet	Drk. Brown	
2087	H	17501	1st Layer	Carpet - Dark Brown	0	1st Floor	Stairwell	Carpet	Drk. Brown	
2088	H	17501	2nd Layer	Mastic - Yellow	0	1st Floor	Stairwell	Carpet	Drk. Brown	
2089	H	17502	1st Layer	Carpet - Dark Brown	0	1st Floor	Stairwell	Carpet	Drk. Brown	
2090	H	17502	2nd Layer	Mastic - Yellow	0	1st Floor	Stairwell	Carpet	Drk. Brown	
2091	H	17503	1st Layer	Paint w/Plaster - Beige	0	1st Floor	Hallway	Paint	Brown	Plaster - Area B and Trophey
2092	H	17504	1st Layer	Paint w/Plaster - Beige	0	1st Floor	Hallway	Paint	Brown	Plaster - Lockers and Trophey
2093	H	17505	1st Layer	Paint w/Plaster - Beige	0	1st Floor	Hallway	Paint	Brown	Plaster - Left of H139
2094	H	17506	1st Layer	Paint w/Plaster - Beige	0	1st Floor	Hallway	Paint	Brown	Plaster - Lockers and H141
2095	H	17507	1st Layer	Paint w/Plaster - Beige	0	1st Floor	Hallway	Paint	Brown	Plaster - Opposite H141
2096	H	17508	1st Layer	Paint - ?????	0	1st Floor	Hallway	Paint	Brown	Sheetrock - Right of H area doorway
2097	H	17508	2nd Layer	Sheetrock	0	1st Floor	Hallway	Paint	Brown	Sheetrock - Right of H area doorway
2098	H	17508	3rd Layer	Paper Backing	0	1st Floor	Hallway	Paint	Brown	Sheetrock - Right of H area doorway
2099	H	17509	1st Layer	Paint w/Plaster - Beige	0	1st Floor	Hallway	Paint	Brown	Plaster - Left of H137
2100	H	17510	1st Layer	Paint - Burgandy	0	1st Floor	H137	Paint	Burgundy	Door Trim
2101	H	17511	1st Layer	Paint - Burgandy	0	1st Floor	H137	Paint	Burgundy	Door Trim
2102	H	17512	1st Layer	Paint - Burgandy	0	1st Floor	H137	Paint	Burgundy	Door Trim
2103	H	17513	1st Layer	Paint - Dark Gray	0	1st Floor	Hallway	Paint	Gray	Outside H137
2104	H	17514	1st Layer	Paint - Dark Gray	0	1st Floor	Hallway	Paint	Gray	Outside H136
2105	H	17515	1st Layer	Paint - Dark Gray	0	1st Floor	Hallway	Paint	Gray	Threshold Mainhall/H139
2106	H	17516	1st Layer	Paint w/Plaster - Green	0	1st Floor	H139B	Paint	Green	Plaster
2107	H	17517	1st Layer	Paint w/Plaster - Green	0	1st Floor	H139B	Paint	Green	Plaster
2108	H	17518	1st Layer	Paint w/Plaster - Green	0	1st Floor	H139B	Paint	Green	Plaster
2109	H	17519	1st Layer	Paint - Multi Red	0	1st Floor	H142A	Paint	Rust	Metal door trim
2110	H	17520	1st Layer	Paint - Multi Red	0	1st Floor	H142	Paint	Rust	Metal door trim
2111	H	17521	1st Layer	Paint - Multi Red	0	1st Floor	H142	Paint	Rust	Metal door trim
2112	H	17522	1st Layer	Paint w/Plaster - Tan	0	1st Floor	Hallway	Paint	Lt. Tan	Right of H118
2113	H	17523	1st Layer	Paint w/Plaster - Tan	0	1st Floor	Hallway	Paint	Lt. Tan	Btw/ H115 & H114

	A	B	C	D	E	F Everything	G	H	I	J
1	Building	Sampling I	Layer	Sample Description	% Asbestos	Floor	Room	Material	Color	Field Description
2114	H	17524	1st Layer	Paint w/Plaster - Tan	0	1st Floor	Hallway	Paint	Lt. Tan	Left of H116
2115	H	17525	1st Layer	Paint w/Plaster - Tan	0	1st Floor	Hallway	Paint	Lt. Tan	Btw/ H110 & Threshold
2116	H	17526	1st Layer	Paint w/Plaster - Tan	0	1st Floor	Hallway	Paint	Lt. Tan	Right of H108
2117	H	17527	1st Layer	Paint w/Plaster - Tan	0	1st Floor	Hallway	Paint	Lt. Tan	Btw H109 & H111
2118	H	17528	1st Layer	Paint w/Plaster - Tan	0	1st Floor	Hallway	Paint	Lt. Tan	Btw H113 & H114
2119	H	17529	1st Layer	Paint w/Plaster - Taupe	0	1st Floor	H115	Paint	Off White	On Plaster
2120	H	17530	1st Layer	Paint w/Plaster - Taupe	0	1st Floor	H115	Paint	Off White	On Plaster
2121	H	17531	1st Layer	Paint w/Plaster - Taupe	0	1st Floor	H115	Paint	Off White	On Plaster
2122	H	17532	1st Layer	Paint w/Plaster - White	0	1st Floor	H115	Paint	White	On Plaster Ceiling
2123	H	17533	1st Layer	Paint w/Plaster - White	0	1st Floor	H114	Paint	White	On Plaster Ceiling
2124	H	17534	1st Layer	Paint w/Plaster - White	0	1st Floor	H112	Paint	White	On Plaster Ceiling
2125	H	17535	1st Layer	Paint w/Plaster - Multi V	0	1st Floor	H114A	Paint	Off White	On Plaster
2126	H	17536	1st Layer	Paint w/Plaster - Multi V	0	1st Floor	H111A	Paint	Off White	On Plaster
2127	H	17537	1st Layer	Paint w/Plaster - Multi V	0	1st Floor	H108A	Paint	Off White	On Plaster
2128	H	17538	1st Layer	Paint w/Plaster - Cream	0	1st Floor	H120	Paint	Lt. Green	On Plaster
2129	H	17539	1st Layer	Paint w/Plaster - Cream	0	1st Floor	H120	Paint	Lt. Green	On Plaster
2130	H	17540	1st Layer	Paint w/Plaster - Cream	0	1st Floor	H120	Paint	Lt. Green	On Plaster
2131	H	17541	1st Layer	Ceiling Tile - Tan w/Bro	10	1st Floor	H115A	Ceramic Tile	Tan w/specks	4X4 Wall
2132	H	17541	2nd Layer	Mastic - Yellow	10	1st Floor	H115A	Ceramic Tile	Tan w/specks	4X4 Wall
2133	H	17542	1st Layer	Ceramic Tile - Tan w/Bı	10	1st Floor	H113A	Ceramic Tile	Tan w/specks	4X4 Wall
2134	H	17542	2nd Layer	Mastic - Yellow	10	1st Floor	H113A	Ceramic Tile	Tan w/specks	4X4 Wall
2135	H	17543	1st Layer	Ceramic Tile - Tan w/Bı	10	1st Floor	H110A	Ceramic Tile	Tan w/specks	4X4 Wall
2136	H	17543	2nd Layer	Mastic - Yellow	10	1st Floor	H110A	Ceramic Tile	Tan w/specks	4X4 Wall
2137	H	17544	1st Layer	Ceramic Tile - Green	10	1st Floor	H111A	Ceramic Tile	Green	4X4 Wall
2138	H	17544	2nd Layer	Mastic - Yellow	10	1st Floor	H111A	Ceramic Tile	Green	4X4 Wall
2139	H	17545	1st Layer	Ceramic Tile - Green	10	1st Floor	H112A	Ceramic Tile	Green	4X4 Wall
2140	H	17545	2nd Layer	Mastic - Yellow	10	1st Floor	H112A	Ceramic Tile	Green	4X4 Wall
2141	H	17546	1st Layer	Ceramic Tile - Green	10	1st Floor	H117A	Ceramic Tile	Green	4X4 Wall
2142	H	17546	2nd Layer	Mastic - Yellow	10	1st Floor	H117A	Ceramic Tile	Green	4X4 Wall
2143	H	17547	1st Layer	Ceramic Tile - Tan w/Bı	10	1st Floor	H115A	Ceramic Tile	Tan w/specks	2X6 Wall
2144	H	17547	2nd Layer	Mastic - Yellow	10	1st Floor	H115A	Ceramic Tile	Tan w/specks	2X6 Wall
2145	H	17548	1st Layer	Ceramic Tile - Tan w/Bı	10	1st Floor	H113A	Ceramic Tile	Tan w/specks	2X6 Wall
2146	H	17548	2nd Layer	Mastic - Yellow	10	1st Floor	H113A	Ceramic Tile	Tan w/specks	2X6 Wall
2147	H	17549	1st Layer	Ceramic Tile - Tan w/Bı	10	1st Floor	H110A	Ceramic Tile	Tan w/specks	2X6 Wall
2148	H	17549	2nd Layer	Mastic - Yellow	10	1st Floor	H110A	Ceramic Tile	Tan w/specks	2X6 Wall
2149	H	17550	1st Layer	Ceramic Tile - Green	10	1st Floor	H112A	Ceramic Tile	Green	2X6 Wall
2150	H	17550	2nd Layer	Mastic - Yellow	10	1st Floor	H112A	Ceramic Tile	Green	2X6 Wall
2151	H	17551	1st Layer	Ceramic Tile - Green	10	1st Floor	H111A	Ceramic Tile	Green	2X6 Wall
2152	H	17551	2nd Layer	Mastic - Yellow	10	1st Floor	H111A	Ceramic Tile	Green	2X6 Wall
2153	H	17552	1st Layer	Ceramic Tile - Green	10	1st Floor	H117A	Ceramic Tile	Green	2X6 Wall
2154	H	17552	2nd Layer	Mastic - Yellow	10	1st Floor	H117A	Ceramic Tile	Green	2X6 Wall
2155	H	17553	1st Layer	Ceramic Tile - Yellow	10	1st Floor	Hall nea	Ceramic Tile	Yellow	4X4 wall
2156	H	17553	2nd Layer	Mastic - Yellow	10	1st Floor	Hall nea	Ceramic Tile	Yellow	4X4 wall
2157	H	17554	1st Layer	Carpet - Red	0	1st Floor	H136	Carpet	Dark Red	

	A	B	C	D	E	F Everything	G	H	I	J
1	Building	Sampling	Layer	Sample Description	% Asbestos	Floor	Room	Material	Color	Field Description
2158	H	17554	2nd Layer	Mastic - Yellow	0	1st Floor	H136	Carpet	Dark Red	
2159	H	17555	1st Layer	Carpet - Red	0	1st Floor	H136	Carpet	Dark Red	
2160	H	17555	2nd Layer	Mastic - Yellow	0	1st Floor	H136	Carpet	Dark Red	
2161	H	17556	1st Layer	Carpet - Red	0	1st Floor	H136	Carpet	Dark Red	
2162	H	17556	2nd Layer	Mastic - Yellow	0	1st Floor	H136	Carpet	Dark Red	
2163	H	17557	1st Layer	Carpet - Gray	0	1st Floor	Stairwell	Carpet	Blue	9X9 Tile underneath
2164	H	17557	2nd Layer	Mastic - Yellow	0	1st Floor	Stairwell	Carpet	Blue	9X9 Tile underneath
2165	H	17558	1st Layer	Carpet - Gray	0	1st Floor	Stairwell	Carpet	Blue	9X9 Tile underneath
2166	H	17558	2nd Layer	Mastic - Yellow	0	1st Floor	Stairwell	Carpet	Blue	9X9 Tile underneath
2167	H	17559	1st Layer	Carpet - Gray	0	1st Floor	Stairwell	Carpet	Blue	9X9 Tile underneath
2168	H	17559	2nd Layer	Mastic - Yellow	0	1st Floor	Stairwell	Carpet	Blue	9X9 Tile underneath
2169	H	17560	1st Layer	Carpet - Brown	0	1st Floor	H137	Carpet	Brown/Blue	
2170	H	17560	2nd Layer	Roll Vinyl w/ Mastic - Y	20	1st Floor	H137	Carpet	Brown/Blue	
2171	H	17560	3rd Layer	Roll Vinyl - Pebble	20	1st Floor	H137	Carpet	Brown/Blue	
2172	H	17561	1st Layer	Carpet - Brown	0	1st Floor	H137	Carpet	Brown/Blue	
2173	H	17561	2nd Layer	Roll Vinyl w/ Mastic - Y	20	1st Floor	H137	Carpet	Brown/Blue	
2174	H	17561	3rd Layer	Roll Vinyl - Pebble	20	1st Floor	H137	Carpet	Brown/Blue	
2175	H	17562	1st Layer	Carpet - Brown	0	1st Floor	H137	Carpet	Brown/Blue	
2176	H	17562	2nd Layer	Roll Vinyl w/ Mastic - Y	20	1st Floor	H137	Carpet	Brown/Blue	
2177	H	17562	3rd Layer	Roll Vinyl - Pebble	20	1st Floor	H137	Carpet	Brown/Blue	
2178	H	17563	1st Layer	Baseboard - Gray	0	1st Floor	H137	Baseboard	Gray	
2179	H	17563	2nd Layer	Mastic - Yellow	0	1st Floor	H137	Baseboard	Gray	
2180	H	17564	1st Layer	Baseboard - Gray	0	1st Floor	H137	Baseboard	Gray	
2181	H	17564	2nd Layer	Mastic - Yellow	0	1st Floor	H137	Baseboard	Gray	
2182	H	17565	1st Layer	Baseboard - Gray	0	1st Floor	H138	Baseboard	Gray	
2183	H	17565	2nd Layer	Mastic - Yellow	0	1st Floor	H138	Baseboard	Gray	
2184	H	17566	1st Layer	Baseboard - Tan	0	1st Floor	Hallway	Baseboard	Gray	Outside H139
2185	H	17566	2nd Layer	Paint - Tan	0	1st Floor	Hallway	Baseboard	Gray	Outside H139
2186	H	17566	3rd Layer	Mastic - Dark	10	1st Floor	Hallway	Baseboard	Gray	Outside H139
2187	H	17567	1st Layer	Baseboard - Tan	0	1st Floor	Hallway	Baseboard	Gray	Outside H141
2188	H	17567	2nd Layer	Paint - Tan	0	1st Floor	Hallway	Baseboard	Gray	Outside H141
2189	H	17567	3rd Layer	Mastic - Dark	10	1st Floor	Hallway	Baseboard	Gray	Outside H141
2190	H	17568	1st Layer	Baseboard - Tan	0	1st Floor	Hallway	Baseboard	Gray	Outside H134
2191	H	17568	2nd Layer	Paint - Tan	0	1st Floor	Hallway	Baseboard	Gray	Outside H134
2192	H	17568	3rd Layer	Mastic - Dark	10	1st Floor	Hallway	Baseboard	Gray	Outside H134
2193	H	17569	1st Layer	Baseboard - Tan	0	1st Floor	H139	Baseboard	Tan	
2194	H	17569	2nd Layer	Paint - Tan	0	1st Floor	H139	Baseboard	Tan	
2195	H	17569	3rd Layer	Mastic - Dark	10	1st Floor	H139	Baseboard	Tan	
2196	H	17570	1st Layer	Baseboard - Tan	0	1st Floor	H139	Baseboard	Tan	
2197	H	17570	2nd Layer	Paint - Tan	0	1st Floor	H139	Baseboard	Tan	
2198	H	17570	3rd Layer	Mastic - Dark	10	1st Floor	H139	Baseboard	Tan	
2199	H	17571	1st Layer	Baseboard - Tan	0	1st Floor	H139	Baseboard	Tan	
2200	H	17571	2nd Layer	Paint - Tan	0	1st Floor	H139	Baseboard	Tan	
2201	H	17571	3rd Layer	Mastic - Dark	10	1st Floor	H139	Baseboard	Tan	

	A	B	C	D	E	F Everything	G	H	I	J
1	Building	Sampling	Layer	Sample Description	% Asbestos	Floor	Room	Material	Color	Field Description
2202	H	17572	1st Layer	Ceramic Tile - Yellow	10	1st Floor	Hallway	Ceramic Tile	Yellow	4X4 Area B
2203	H	17572	2nd Layer	Grout - White	10	1st Floor	Hallway	Ceramic Tile	Yellow	4X4 Area B
2204	H	17573	1st Layer	Ceramic Tile - Yellow	10	1st Floor	Hallway	Ceramic Tile	Yellow	4X4 Stairwelll
2205	H	17573	2nd Layer	Grout - White	10	1st Floor	Hallway	Ceramic Tile	Yellow	4X4 Stairwelll
2206	H	17574	1st Layer	Ceramic Tile - White	10	1st Floor	Hallway	Ceramic Tile	White	4X4 by H119
2207	H	17574	2nd Layer	Mastic - Yellow	20	1st Floor	Hallway	Ceramic Tile	White	4X4 by H119
2208	H	17575	1st Layer	Ceramic Tile - White	10	1st Floor	H119	Ceramic Tile	White	4X4 by Fuse Box
2209	H	17575	2nd Layer	Mastic - White	20	1st Floor	H119	Ceramic Tile	White	4X4 by Fuse Box
2210	H	17576	1st Layer	Ceramic Tile - White	10	1st Floor	Hallway	Ceramic Tile	White	4X4 by H119
2211	H	17576	2nd Layer	Mastic - White	20	1st Floor	Hallway	Ceramic Tile	White	4X4 by H119
2212	H	17577	1st Layer	Ceramic Tile - White	10	1st Floor	Hallway	Ceramic Tile	White	2X6 by H119
2213	H	17577	2nd Layer	Mastic - Yellow	10	1st Floor	Hallway	Ceramic Tile	White	2X6 by H119
2214	H	17578	1st Layer	Ceramic Tile - White	10	1st Floor	Hallway	Ceramic Tile	White	2X6 by H119
2215	H	17578	2nd Layer	Mastic - Yellow	10	1st Floor	Hallway	Ceramic Tile	White	2X6 by H119
2216	H	17579	1st Layer	Ceramic Tile - White	10	1st Floor	Hallway	Ceramic Tile	White	2X6 by H119
2217	H	17579	2nd Layer	Mastic - Yellow	20	1st Floor	Hallway	Ceramic Tile	White	2X6 by H119
2218	H	17580	1st Layer	Formica - White	0	1st Floor	H119	Formica	White	
2219	H	17580	2nd Layer	Mastic - Yellow	0	1st Floor	H119	Formica	White	
2220	H	17581	1st Layer	Formica - White	0	1st Floor	H119	Formica	White	
2221	H	17581	2nd Layer	Mastic - Yellow	0	1st Floor	H119	Formica	White	
2222	H	17582	1st Layer	Formica - White	0	1st Floor	H119	Formica	White	
2223	H	17582	2nd Layer	Mastic - Yellow	0	1st Floor	H119	Formica	White	
2224	H	17583	1st Layer	Formica - Beige	0	1st Floor	H136	Formica	Tan/White	
2225	H	17583	2nd Layer	Mastic - Yellow	0	1st Floor	H136	Formica	Tan/White	
2226	H	17584	1st Layer	Formica - Beige	0	1st Floor	H136	Formica	Tan/White	
2227	H	17584	2nd Layer	Mastic - Yellow	0	1st Floor	H136	Formica	Tan/White	
2228	H	17585	1st Layer	Formica - Beige	0	1st Floor	H136	Formica	Tan/White	
2229	H	17585	2nd Layer	Mastic - Yellow	0	1st Floor	H136	Formica	Tan/White	
2230	H	17586	1st Layer	Formica - White	0	1st Floor	H137	Formica	White/Tan	
2231	H	17586	2nd Layer	Paint - Beige	0	1st Floor	H137	Formica	White/Tan	
2232	H	17586	3rd Layer	Mastic - Yellow	0	1st Floor	H137	Formica	White/Tan	
2233	H	17587	1st Layer	Formica - White	0	1st Floor	H137	Formica	White/Tan	
2234	H	17587	2nd Layer	Paint - Beige	0	1st Floor	H137	Formica	White/Tan	
2235	H	17587	3rd Layer	Mastic - Yellow	0	1st Floor	H137	Formica	White/Tan	
2236	H	17588	1st Layer	Formica - White	0	1st Floor	H137	Formica	White/Tan	
2237	H	17588	2nd Layer	Paint - Beige	0	1st Floor	H137	Formica	White/Tan	
2238	H	17588	3rd Layer	Mastic - Yellow	0	1st Floor	H137	Formica	White/Tan	
2239	H	17589	1st Layer	Baseboard - Tan	0	1st Floor	H142	Baseboard	Rust	
2240	H	17589	2nd Layer	Paint - Red	0	1st Floor	H142	Baseboard	Rust	
2241	H	17589	3rd Layer	Mastic - Dark	0	1st Floor	H142	Baseboard	Rust	
2242	H	17590	1st Layer	Baseboard - Tan	0	1st Floor	H142	Baseboard	Rust	
2243	H	17590	2nd Layer	Paint - Red	0	1st Floor	H142	Baseboard	Rust	
2244	H	17590	3rd Layer	Mastic - Dark	0	1st Floor	H142	Baseboard	Rust	
2245	H	17591	1st Layer	Baseboard - Tan	0	1st Floor	H142	Baseboard	Rust	

	A	B	C	D	E	F Everything	G	H	I	J
1	Building	Sampling	Layer	Sample Description	% Asbestos	Floor	Room	Material	Color	Field Description
2246	H	17591	2nd Layer	Paint - Red	0	1st Floor	H142	Baseboard	Rust	
2247	H	17591	3rd Layer	Mastic - Dark	0	1st Floor	H142	Baseboard	Rust	
2248	H	17592	1st Layer	Baseboard - Tan	0	1st Floor	H115	Baseboard	Brown	
2249	H	17592	2nd Layer	Paint - Brown	0	1st Floor	H115	Baseboard	Brown	
2250	H	17592	3rd Layer	Mastic - Dark	10	1st Floor	H115	Baseboard	Brown	
2251	H	17593	1st Layer	Baseboard - Tan	0	1st Floor	H114	Baseboard	Brown	
2252	H	17593	2nd Layer	Paint - Brown	0	1st Floor	H114	Baseboard	Brown	
2253	H	17593	3rd Layer	Mastic - Dark	10	1st Floor	H114	Baseboard	Brown	
2254	H	17594	1st Layer	Baseboard - Tan	0	1st Floor	H114	Baseboard	Brown	
2255	H	17594	2nd Layer	Paint - Brown	0	1st Floor	H114	Baseboard	Brown	
2256	H	17594	3rd Layer	Mastic - Dark	10	1st Floor	H114	Baseboard	Brown	
2257	H	17595	1st Layer	Baseboard - Bisque	0	1st Floor	H116	Baseboard	Tan	
2258	H	17595	2nd Layer	Mastic - ????	0	1st Floor	H116	Baseboard	Tan	
2259	H	17596	1st Layer	Baseboard - Bisque	0	1st Floor	H116	Baseboard	Tan	
2260	H	17596	2nd Layer	Mastic - ????	0	1st Floor	H116	Baseboard	Tan	
2261	H	17597	1st Layer	Baseboard - Bisque	0	1st Floor	H116	Baseboard	Tan	
2262	H	17597	2nd Layer	Mastic - ????	0	1st Floor	H116	Baseboard	Tan	
2263	H	17598	1st Layer	Baseboard - Green	Trace	1st Floor	Hallway	Baseboard	Green	
2264	H	17598	2nd Layer	Mastic - Dark	10	1st Floor	Hallway	Baseboard	Green	
2265	H	17599	1st Layer	Baseboard - Green	Trace	1st Floor	H120	Baseboard	Green	
2266	H	17599	2nd Layer	Mastic - Dark	10	1st Floor	H120	Baseboard	Green	
2267	H	17600	1st Layer	Baseboard - Green	Trace	1st Floor	Hallway	Baseboard	Green	
2268	H	17600	2nd Layer	Mastic - Dark	10	1st Floor	Hallway	Baseboard	Green	
2269	H	17601	1st Layer	Ceiling Material w/holes	Trace	1st Floor	H139A	Acoustic Tile	White	
2270	H	17601	2nd Layer	Caulk - Dark	10	1st Floor	H139A	Acoustic Tile	White	
2271	H	17602	1st Layer	Ceiling Material w/holes	Trace	1st Floor	H139A	Acoustic Tile	White	
2272	H	17602	2nd Layer	Caulk - Dark	10	1st Floor	H139A	Acoustic Tile	White	
2273	H	17603	1st Layer	Ceiling Material w/holes	Trace	1st Floor	H139A	Acoustic Tile	White	
2274	H	17603	2nd Layer	Caulk - Dark	10	1st Floor	H139A	Acoustic Tile	White	
2275	H	17604	1st Layer	Ceiling Material - White	Trace	1st Floor	Hallway	Acoustic Tile	White	
2276	H	17604	2nd Layer	Mastic - Dark	10	1st Floor	Hallway	Acoustic Tile	White	
2277	H	17605	1st Layer	Ceiling Material - White	Trace	1st Floor	Hallway	Acoustic Tile	White	
2278	H	17605	2nd Layer	Mastic - Dark	10	1st Floor	Hallway	Acoustic Tile	White	
2279	H	17606	1st Layer	Ceiling Material - White	Trace	1st Floor	Hallway	Acoustic Tile	White	12" Tile
2280	H	17606	2nd Layer	Mastic - Dark	10	1st Floor	Hallway	Acoustic Tile	White	12" Tile
2281	H	17607	1st Layer	Ceiling Material - White	0	1st Floor	Hallway	Acoustic Tile	White	12" Tile - H118
2282	H	17607	2nd Layer	Mastic - Dark	10	1st Floor	Hallway	Acoustic Tile	White	12" Tile - H118
2283	H	17608	1st Layer	Ceiling Material w/holes	Trace	1st Floor	Hallway	Acoustic Tile	White	12" Tile - H118
2284	H	17608	2nd Layer	Mastic - Dark	10	1st Floor	Hallway	Acoustic Tile	White	12" Tile - H118
2285	H	17609	1st Layer	Ceiling Material w/holes	Trace	1st Floor	Hallway	Acoustic Tile	White	12" Tile - H118
2286	H	17609	2nd Layer	Mastic - Dark	10	1st Floor	Hallway	Acoustic Tile	White	12" Tile - H118
2287	H	17610	1st Layer	Ceiling Material w/holes	0	1st Floor	Hallway	Acoustic Tile	White	12" Tile - H116
2288	H	17610	2nd Layer	Mastic - Dark	10	1st Floor	Hallway	Acoustic Tile	White	12" Tile - H116
2289	H	17611	1st Layer	Ceiling Material w/holes	Trace	1st Floor	Hallway	Acoustic Tile	White	12" Tile - H116

	A	B	C	D	E	F Everything	G	H	I	J
1	Building	Sampling	Layer	Sample Description	% Asbestos	Floor	Room	Material	Color	Field Description
2290	H	17611	2nd Layer	Mastic - Dark	10	1st Floor	Hallway	Acoustic Tile	White	12" Tile - H116
2291	H	17612	1st Layer	Ceiling Material w/holes	Trace	1st Floor	Hallway	Acoustic Tile	White	12" Tile - H116
2292	H	17612	2nd Layer	Mastic - Dark	10	1st Floor	Hallway	Acoustic Tile	White	12" Tile - H116
2293	H	17613	1st Layer	Ceiling Material - White	0	1st Floor	Hallway	Acoustic Tile	White	2X4
2294	H	17613	2nd Layer	Mastic - ?????	0	1st Floor	Hallway	Acoustic Tile	White	2X4
2295	H	17614	1st Layer	Ceiling Material - White	0	1st Floor	Hallway	Acoustic Tile	White	2X4
2296	H	17614	2nd Layer	Mastic - ?????	0	1st Floor	Hallway	Acoustic Tile	White	2X4
2297	H	17615	1st Layer	Ceiling Material - White	0	1st Floor	Hallway	Acoustic Tile	White	2X4
2298	H	17615	2nd Layer	Mastic - ?????	0	1st Floor	Hallway	Acoustic Tile	White	2X4
2299	H	17616	1st Layer	Ceiling Material - White	0	1st Floor	Hallway	Acoustic Tile	White	2X2
2300	H	17616	2nd Layer	Mastic - ?????	0	1st Floor	Hallway	Acoustic Tile	White	2X2
2301	H	17617	1st Layer	Ceiling Material - White	0	1st Floor	Hallway	Acoustic Tile	White	2X2
2302	H	17617	2nd Layer	Mastic - ?????	0	1st Floor	Hallway	Acoustic Tile	White	2X2
2303	H	17618	1st Layer	Ceiling Material - White	0	1st Floor	Hallway	Acoustic Tile	White	2X2
2304	H	17618	2nd Layer	Mastic - ?????	0	1st Floor	Hallway	Acoustic Tile	White	2X2
2305	H	17619	1st Layer	Ceiling Material - White	Trace	1st Floor	Hallway	Acoustic Tile	White	2X2
2306	H	17619	2nd Layer	Mastic - ?????	0	1st Floor	Hallway	Acoustic Tile	White	2X2
2307	H	17620	1st Layer	Ceiling Material - White	Trace	1st Floor	Hallway	Acoustic Tile	White	2X2
2308	H	17620	2nd Layer	Mastic - ?????	0	1st Floor	Hallway	Acoustic Tile	White	2X2
2309	H	17621	1st Layer	Ceiling Material - White	Trace	1st Floor	Hallway	Acoustic Tile	White	2X2
2310	H	17621	2nd Layer	Mastic - ?????	0	1st Floor	Hallway	Acoustic Tile	White	2X2
2311	H	17622	1st Layer	Paint - Beige	0	2nd Floor	Hallway	Paint	Cream	Across from H211
2312	H	17622	2nd Layer	Plaster - ????	0	2nd Floor	Hallway	Paint	Cream	Across from H211
2313	H	17623	1st Layer	Paint - Beige	0	2nd Floor	Hallway	Paint	Cream	Across from H215
2314	H	17623	2nd Layer	Plaster - ????	0	2nd Floor	Hallway	Paint	Cream	Across from H215
2315	H	17624	1st Layer	Paint - Beige	0	2nd Floor	Hallway	Paint	Cream	Across from H216
2316	H	17624	2nd Layer	Plaster - ????	0	2nd Floor	Hallway	Paint	Cream	Across from H216
2317	H	17625	1st Layer	Paint - Beige	0	2nd Floor	H219	Paint	Cream	
2318	H	17625	2nd Layer	Plaster - ????	0	2nd Floor	H219	Paint	Cream	
2319	H	17626	1st Layer	Paint - Beige	0	2nd Floor	Hallway	Paint	Cream	Across from H223
2320	H	17626	2nd Layer	Plaster - ????	0	2nd Floor	Hallway	Paint	Cream	Across from H223
2321	H	17627	1st Layer	Paint - Beige	0	2nd Floor	Hallway	Paint	Cream	Across from H227
2322	H	17627	2nd Layer	Plaster - ????	0	2nd Floor	Hallway	Paint	Cream	Across from H227
2323	H	17628	1st Layer	Paint - Beige	0	2nd Floor	Hallway	Paint	Cream	Across from H225
2324	H	17628	2nd Layer	Plaster - ????	0	2nd Floor	Hallway	Paint	Cream	Across from H225
2325	H	17629	1st Layer	Paint - Beige	0	2nd Floor	Hallway	Paint	Yellow	On Plaster - Across H239
2326	H	17629	2nd Layer	Plaster - ????	0	2nd Floor	Hallway	Paint	Yellow	On Plaster - Across H239
2327	H	17630	1st Layer	Paint - Beige	0	2nd Floor	Hallway	Paint	Yellow	On Plaster
2328	H	17630	2nd Layer	Plaster - ????	0	2nd Floor	Hallway	Paint	Yellow	On Plaster
2329	H	17631	1st Layer	Paint - Beige	0	2nd Floor	H235	Paint	Yellow	On Plaster
2330	H	17631	2nd Layer	Plaster	10	2nd Floor	H235	Paint	Yellow	On Plaster
2331	H	17632	1st Layer	Paint - Beige	0	2nd Floor	Hallway	Paint	Yellow	On Plaster - Beside H237
2332	H	17632	2nd Layer	Plaster	10	2nd Floor	Hallway	Paint	Yellow	On Plaster - Beside H237
2333	H	17633	1st Layer	Paint - Beige	0	2nd Floor	Hallway	Paint	Yellow	On Sheetrock

	A	B	C	D	E	F Everything	G	H	I	J
1	Building	Sampling I	Layer	Sample Description	% Asbestos	Floor	Room	Material	Color	Field Description
2334	H	17633	2nd Layer	Sheetrock	20	2nd Floor	Hallway	Paint	Yellow	On Sheetrock
2335	H	17633	3rd Layer	Paper backing	0	2nd Floor	Hallway	Paint	Yellow	On Sheetrock
2336	H	17634	1st Layer	Paint - Brown	0	2nd Floor	Hallway	Paint	Lt. Brown	By H241A
2337	H	17635	1st Layer	Paint - Brown	0	2nd Floor	Hallway	Paint	Lt. Brown	By H240
2338	H	17636	1st Layer	Paint - Brown	0	2nd Floor	Hallway	Paint	Lt. Brown	By H235
2339	H	17637	1st Layer	Paint - Beige	0	2nd Floor	Hallway	Paint	Beige	Across from H224
2340	H	17638	1st Layer	Paint - Beige	0	2nd Floor	Hallway	Paint	Beige	Across from H218
2341	H	17639	1st Layer	Paint - Bisque	0	2nd Floor	Hallway	Paint	Beige	Across from H216
2342	H	17639	2nd Layer	Plaster	10	2nd Floor	Hallway	Paint	Beige	Across from H216
2343	H	17640	1st Layer	Paint - White	0	2nd Floor	Stairwell	Paint	White	
2344	H	17640	2nd Layer	Plaster - ????	10	2nd Floor	Stairwell	Paint	White	
2345	H	17641	1st Layer	Paint - White	0	2nd Floor	Stairwell	Paint	White	
2346	H	17641	2nd Layer	Plaster - ????	10	2nd Floor	Stairwell	Paint	White	
2347	H	17642	1st Layer	Paint - White	0	2nd Floor	Stairwell	Paint	White	
2348	H	17642	2nd Layer	Plaster - ????	10	2nd Floor	Stairwell	Paint	White	
2349	H	17643	1st Layer	Paint - Lt. Green	0	2nd Floor	H235B	Paint	Lt. Green	
2350	H	17644	1st Layer	Paint - Lt. Green	0	2nd Floor	H227	Paint	Lt. Green	
2351	H	17645	1st Layer	Paint - Lt. Green	0	2nd Floor	H235B	Paint	Lt. Green	
2352	H	17646	1st Layer	Ceramic Tile - Tan w/Bı	10	2nd Floor	Hallway	Wall Tile	Tan w/specks	
2353	H	17646	2nd Layer	Mastic - Yellow	10	2nd Floor	Hallway	Wall Tile	Tan w/specks	
2354	H	17647	1st Layer	Ceramic Tile - Tan w/Bı	10	2nd Floor	H224A	Wall Tile	Tan w/specks	
2355	H	17647	2nd Layer	Mastic - Yellow	10	2nd Floor	H224A	Wall Tile	Tan w/specks	
2356	H	17648	1st Layer	Ceramic Tile - Tan w/Bı	10	2nd Floor	Hallway	Wall Tile	Tan w/specks	
2357	H	17648	2nd Layer	Mastic - Yellow	10	2nd Floor	Hallway	Wall Tile	Tan w/specks	
2358	H	17649	1st Layer	Ceramic Tile - Tan w/Bı	10	2nd Floor	H220A	Wall Tile	Tan w/specks	
2359	H	17649	2nd Layer	Mastic - Yellow	10	2nd Floor	H220A	Wall Tile	Tan w/specks	
2360	H	17650	1st Layer	Ceramic Tile - Tan w/Bı	10	2nd Floor	H221	Wall Tile	Tan w/specks	
2361	H	17650	2nd Layer	Mastic - Yellow	10	2nd Floor	H221	Wall Tile	Tan w/specks	
2362	H	17651	1st Layer	Ceramic Tile - Tan w/Bı	10	2nd Floor	H224A	Wall Tile	Tan w/specks	2X6
2363	H	17651	2nd Layer	Mastic - Yellow	10	2nd Floor	H224A	Wall Tile	Tan w/specks	2X6
2364	H	17652	1st Layer	Ceramic Tile - Tan w/Bı	10	2nd Floor	H220A	Wall Tile	Tan w/specks	2X6
2365	H	17652	2nd Layer	Mastic - Yellow	10	2nd Floor	H220A	Wall Tile	Tan w/specks	2X6
2366	H	17653	1st Layer	Ceramic Tile - Tan w/Bı	10	2nd Floor	H219A	Wall Tile	Tan w/specks	2X6
2367	H	17653	2nd Layer	Mastic - Yellow	10	2nd Floor	H219A	Wall Tile	Tan w/specks	2X6
2368	H	17654	1st Layer	Ceramic Tile - Green	10	2nd Floor	H225A	Wall Tile	Green	4X4
2369	H	17654	2nd Layer	Mastic - Yellow	10	2nd Floor	H225A	Wall Tile	Green	4X4
2370	H	17655	1st Layer	Ceramic Tile - Green	10	2nd Floor	H222A	Wall Tile	Green	4X4
2371	H	17655	2nd Layer	Mastic - Yellow	10	2nd Floor	H222A	Wall Tile	Green	4X4
2372	H	17656	1st Layer	Ceramic Tile - Green	10	2nd Floor	H221	Wall Tile	Green	4X4
2373	H	17656	2nd Layer	Mastic - Yellow	10	2nd Floor	H221	Wall Tile	Green	4X4
2374	H	17657	1st Layer	Ceramic Tile - Green	10	2nd Floor	H225A	Wall Tile	Green	2X6
2375	H	17657	2nd Layer	Mastic - Yellow	10	2nd Floor	H225A	Wall Tile	Green	2X6
2376	H	17658	1st Layer	Ceramic Tile - Green	10	2nd Floor	H222A	Wall Tile	Green	2X6
2377	H	17658	2nd Layer	Mastic - Yellow	10	2nd Floor	H222A	Wall Tile	Green	2X6

	A	B	C	D	E	F Everything	G	H	I	J
1	Building	Sampling	Layer	Sample Description	% Asbestos	Floor	Room	Material	Color	Field Description
2378	H	17659	1st Layer	Ceramic Tile - Green	10	2nd Floor	H221	Wall Tile	Green	2X6
2379	H	17659	2nd Layer	Mastic - Yellow	10	2nd Floor	H221	Wall Tile	Green	2X6
2380	H	17660	1st Layer	Formica - Woodgrain	0	2nd Floor	Hallway	Formica	Wood Grain	By window of H236
2381	H	17660	2nd Layer	Mastic - Yellow	0	2nd Floor	Hallway	Formica	Wood Grain	By window of H236
2382	H	17661	1st Layer	Formica - Woodgrain	0	2nd Floor	Hallway	Formica	Wood Grain	By window of H236
2383	H	17661	2nd Layer	Mastic - Yellow	0	2nd Floor	Hallway	Formica	Wood Grain	By window of H236
2384	H	17662	1st Layer	Formica - Woodgrain	0	2nd Floor	Hallway	Formica	Wood Grain	By window of H236
2385	H	17662	2nd Layer	Mastic - Yellow	0	2nd Floor	Hallway	Formica	Wood Grain	By window of H236
2386	H	17663	1st Layer	Formica - Mauve	0	2nd Floor	H241A	Formica	Pink	Countertop
2387	H	17663	2nd Layer	Mastic - Yellow	0	2nd Floor	H241A	Formica	Pink	Countertop
2388	H	17664	1st Layer	Formica - Mauve	0	2nd Floor	H240	Formica	Pink	Countertop
2389	H	17664	2nd Layer	Mastic - Yellow	0	2nd Floor	H240	Formica	Pink	Countertop
2390	H	17665	1st Layer	Formica - Mauve	0	2nd Floor	H237	Formica	Pink	Countertop
2391	H	17665	2nd Layer	Mastic - Yellow	0	2nd Floor	H237	Formica	Pink	Countertop
2392	H	17666	1st Layer	Floor Tile - White	0	2nd Floor	H241A	Floor Tile	White	
2393	H	17666	2nd Layer	Mastic - Black	20	2nd Floor	H241A	Floor Tile	White	
2394	H	17667	1st Layer	Floor Tile - White	0	2nd Floor	H237	Floor Tile	White	
2395	H	17667	2nd Layer	Mastic - Black	20	2nd Floor	H237	Floor Tile	White	
2396	H	17668	1st Layer	Floor Tile - White	0	2nd Floor	H238	Floor Tile	White	
2397	H	17668	2nd Layer	Mastic - Black	20	2nd Floor	H238	Floor Tile	White	
2398	H	17669	1st Layer	Floor Tile - Lt. Brown	10	2nd Floor	Hallway	Floor Tile	Brown w/specks	Outside of H236
2399	H	17669	2nd Layer	Mastic - Yellow	10	2nd Floor	Hallway	Floor Tile	Brown w/specks	Outside of H236
2400	H	17670	1st Layer	Floor Tile - Lt. Brown	10	2nd Floor	Hallway	Floor Tile	Brown w/specks	Outside of H236
2401	H	17670	2nd Layer	Mastic - Yellow	10	2nd Floor	Hallway	Floor Tile	Brown w/specks	Outside of H236
2402	H	17671	1st Layer	Floor Tile - Lt. Brown	10	2nd Floor	Hallway	Floor Tile	Brown w/specks	Outside of H236
2403	H	17671	2nd Layer	Mastic - Yellow	10	2nd Floor	Hallway	Floor Tile	Brown w/specks	Outside of H236
2404	H	17672	1st Layer	Floor Tile - Green	20	2nd Floor	H225	Floor Tile	Green	9X9
2405	H	17672	2nd Layer	Mastic - Dark	10	2nd Floor	H225	Floor Tile	Green	9X9
2406	H	17673	1st Layer	Floor Tile - Green	20	2nd Floor	H225	Floor Tile	Green	9X9
2407	H	17673	2nd Layer	Mastic - Dark	10	2nd Floor	H225	Floor Tile	Green	9X9
2408	H	17674	1st Layer	Floor Tile - Green	20	2nd Floor	H222	Floor Tile	Green	9X9
2409	H	17674	2nd Layer	Mastic - Dark	10	2nd Floor	H222	Floor Tile	Green	9X9
2410	H	17675	1st Layer	Floor Tile - White/Gray	0	2nd Floor	H220A	Floor Tile	Tan	12X12
2411	H	17675	2nd Layer	Mastic - Yellow	0	2nd Floor	H220A	Floor Tile	Tan	12X12
2412	H	17676	1st Layer	Floor Tile - White/Gray	0	2nd Floor	H220A	Floor Tile	Tan	12X12
2413	H	17676	2nd Layer	Mastic - Yellow	0	2nd Floor	H220A	Floor Tile	Tan	12X12
2414	H	17677	1st Layer	Floor Tile - White/Gray	0	2nd Floor	H220A	Floor Tile	Tan	12X12
2415	H	17677	2nd Layer	Mastic - Yellow	0	2nd Floor	H220A	Floor Tile	Tan	12X12
2416	H	17678	1st Layer	Floor Tile - Tan	10	2nd Floor	H228	Floor Tile	Tan	9X9
2417	H	17678	2nd Layer	Mastic - Yellow	10	2nd Floor	H228	Floor Tile	Tan	9X9
2418	H	17679	1st Layer	Floor Tile - Tan	10	2nd Floor	H228	Floor Tile	Tan	9X9
2419	H	17679	2nd Layer	Mastic - Yellow	10	2nd Floor	H228	Floor Tile	Tan	9X9
2420	H	17680	1st Layer	Floor Tile - Tan	10	2nd Floor	H228	Floor Tile	Tan	9X9
2421	H	17680	2nd Layer	Mastic - Yellow	10	2nd Floor	H228	Floor Tile	Tan	9X9

	A	B	C	D	E	F Everything	G	H	I	J
1	Building	Sampling	Layer	Sample Description	% Asbestos	Floor	Room	Material	Color	Field Description
2422	H	17681	1st Layer	Carpet - Brown	0	2nd Floor	Stairwell	Carpet	Brown	
2423	H	17681	2nd Layer	Mastic - Yellow	0	2nd Floor	Stairwell	Carpet	Brown	
2424	H	17682	1st Layer	Carpet - Brown	0	2nd Floor	Stairwell	Carpet	Brown	
2425	H	17682	2nd Layer	Mastic - Yellow	0	2nd Floor	Stairwell	Carpet	Brown	
2426	H	17683	1st Layer	Carpet - Brown	0	2nd Floor	Stairwell	Carpet	Brown	
2427	H	17683	2nd Layer	Mastic - Yellow	0	2nd Floor	Stairwell	Carpet	Brown	
2428	H	17684	1st Layer	Carpet - Dark Gray	0	2nd Floor	H235B	Carpet	Blue/Gray	
2429	H	17684	2nd Layer	Mastic - Yellow	0	2nd Floor	H235B	Carpet	Blue/Gray	
2430	H	17685	1st Layer	Carpet - Dark Gray	0	2nd Floor	Hallway	Carpet	Blue/Gray	Outside of H235
2431	H	17685	2nd Layer	Mastic - Yellow	0	2nd Floor	Hallway	Carpet	Blue/Gray	Outside of H235
2432	H	17686	1st Layer	Carpet - Dark Gray	0	2nd Floor	Hallway	Carpet	Blue/Gray	Outside of H235
2433	H	17686	2nd Layer	Mastic - Yellow	0	2nd Floor	Hallway	Carpet	Blue/Gray	Outside of H235
2434	H	17687	1st Layer	Baseboard - Taupe	0	2nd Floor	Hallway	Baseboard	Gray	4" By H240
2435	H	17687	2nd Layer	Mastic - Yellow	0	2nd Floor	Hallway	Baseboard	Gray	4" By H240
2436	H	17688	1st Layer	Baseboard - Taupe	0	2nd Floor	Hallway	Baseboard	Gray	4" By H235
2437	H	17688	2nd Layer	Mastic - Yellow	0	2nd Floor	Hallway	Baseboard	Gray	4" By H235
2438	H	17689	1st Layer	Baseboard - Taupe	0	2nd Floor	Hallway	Baseboard	Gray	4" By H235B
2439	H	17689	2nd Layer	Mastic - Yellow	0	2nd Floor	Hallway	Baseboard	Gray	4" By H235B
2440	H	17690	1st Layer	Baseboard - Gray	0	2nd Floor	H241	Baseboard	Lt.Green	4" - Unique
2441	H	17690	2nd Layer	Mastic - Yellow	0	2nd Floor	H241	Baseboard	Lt.Green	4" - Unique
2442	H	17691	1st Layer	Baseboard - Gray	0	2nd Floor	H241	Baseboard	Lt.Green	4" - Unique
2443	H	17691	2nd Layer	Mastic - Yellow	0	2nd Floor	H241	Baseboard	Lt.Green	4" - Unique
2444	H	17692	1st Layer	Baseboard - Gray	0	2nd Floor	H241A	Baseboard	Lt.Green	4" - Unique
2445	H	17692	2nd Layer	Mastic - Yellow	0	2nd Floor	H241A	Baseboard	Lt.Green	4" - Unique
2446	H	17693	1st Layer	Baseboard - Brown	0	2nd Floor	Hallway	Baseboard	Drk. Brown	4" By 236
2447	H	17693	2nd Layer	Mastic - Yellow	0	2nd Floor	Hallway	Baseboard	Drk. Brown	4" By 236
2448	H	17694	1st Layer	Baseboard - Brown	0	2nd Floor	Hallway	Baseboard	Drk. Brown	4" By 236
2449	H	17694	2nd Layer	Mastic - Yellow	0	2nd Floor	Hallway	Baseboard	Drk. Brown	4" By 236
2450	H	17695	1st Layer	Baseboard - Brown	0	2nd Floor	Hallway	Baseboard	Drk. Brown	4" By 236
2451	H	17695	2nd Layer	Mastic - Yellow	0	2nd Floor	Hallway	Baseboard	Drk. Brown	4" By 236
2452	H	17696	1st Layer	Baseboard - Taupe	0	2nd Floor	H228	Baseboard	Lt. Brown	6" - Unique
2453	H	17696	2nd Layer	Mastic - Yellow	0	2nd Floor	H228	Baseboard	Lt. Brown	6" - Unique
2454	H	17697	1st Layer	Baseboard - Taupe	0	2nd Floor	H228	Baseboard	Lt. Brown	6" - Unique
2455	H	17697	2nd Layer	Mastic - Yellow	0	2nd Floor	H228	Baseboard	Lt. Brown	6" - Unique
2456	H	17698	1st Layer	Baseboard - Taupe	0	2nd Floor	H228	Baseboard	Lt. Brown	6" - Unique
2457	H	17698	2nd Layer	Mastic - Yellow	0	2nd Floor	H228	Baseboard	Lt. Brown	6" - Unique
2458	H	17699	1st Layer	Wallpaper - Cream	0	2nd Floor	Hallway	Sheetrock	White	By Elevator
2459	H	17699	2nd Layer	Sheetrock	30	2nd Floor	Hallway	Sheetrock	White	By Elevator
2460	H	17699	3rd Layer	Paper Backing	0	2nd Floor	Hallway	Sheetrock	White	By Elevator
2461	H	17700	1st Layer	Wallpaper - Cream	0	2nd Floor	Hallway	Sheetrock	White	By Elevator
2462	H	17700	2nd Layer	Sheetrock	30	2nd Floor	Hallway	Sheetrock	White	By Elevator
2463	H	17700	3rd Layer	Paper Backing	0	2nd Floor	Hallway	Sheetrock	White	By Elevator
2464	H	17701	1st Layer	Wallpaper - Cream	0	2nd Floor	Hallway	Sheetrock	White	By Elevator
2465	H	17701	2nd Layer	Sheetrock	40	2nd Floor	Hallway	Sheetrock	White	By Elevator

	A	B	C	D	E	F Everything	G	H	I	J
1	Building	Sampling	Layer	Sample Description	% Asbestos	Floor	Room	Material	Color	Field Description
2466	H	17701	3rd Layer	Paper Backing	0	2nd Floor	Hallway	Sheetrock	White	By Elevator
2467	H	17702	1st Layer	Ceiling Material	40	2nd Floor	Hallway	Ceiling Tile	White	1X1 - With holes
2468	H	17703	1st Layer	Ceiling Material	40	2nd Floor	Hallway	Ceiling Tile	White	1X1 - With holes
2469	H	17704	1st Layer	Ceiling Material	60	2nd Floor	Hallway	Ceiling Tile	White	1X1 - With holes
2470	H	17705	1st Layer	Ceiling Material	10	2nd Floor	Hallway	Ceiling Tile	White	1X1 - Without holes
2471	H	17706	1st Layer	Ceiling Material	10	2nd Floor	Hallway	Ceiling Tile	White	1X1 - Without holes
2472	H	17707	1st Layer	Ceiling Material	10	2nd Floor	Hallway	Ceiling Tile	White	1X1 - Without holes
2473	H	17708	1st Layer	Ceiling Material - White	0	2nd Floor	Hallway	Ceiling Tile	White	1X1 - Acoustic Tile
2474	H	17708	2nd Layer	Mastic - Dark	10	2nd Floor	Hallway	Ceiling Tile	White	1X1 - Acoustic Tile
2475	H	17709	1st Layer	Ceiling Material - White	Trace	2nd Floor	Hallway	Ceiling Tile	White	1X1 - Acoustic Tile
2476	H	17709	2nd Layer	Mastic - Dark	10	2nd Floor	Hallway	Ceiling Tile	White	1X1 - Acoustic Tile
2477	H	17710	1st Layer	Ceiling Material - White	0	2nd Floor	Hallway	Ceiling Tile	White	1X1 - Acoustic Tile
2478	H	17710	2nd Layer	Mastic - Dark	10	2nd Floor	Hallway	Ceiling Tile	White	1X1 - Acoustic Tile
2479	H	17711	1st Layer	Ceiling Material - White	0	2nd Floor	Hallway	Ceiling Tile	White	2X4 - Acoustic Tile
2480	H	17712	1st Layer	Ceiling Material - White	0	2nd Floor	Hallway	Ceiling Tile	White	2X4 - Acoustic Tile
2481	H	17713	1st Layer	Ceiling Material - White	0	2nd Floor	Hallway	Ceiling Tile	White	2X4 - Acoustic Tile
2482	H	17714	1st Layer	Ceiling Material - White	0	2nd Floor	Hallway	Ceiling Tile	White	2X4 - Acoustic Tile - Newer
2483	H	17715	1st Layer	Ceiling Material - White	0	2nd Floor	Hallway	Ceiling Tile	White	2X4 - Acoustic Tile - Newer
2484	H	17716	1st Layer	Ceiling Material - White	0	2nd Floor	Hallway	Ceiling Tile	White	2X4 - Acoustic Tile - Newer
2485	H	17717	1st Layer	Ceiling Material - White	0	2nd Floor	Hallway	Ceiling Tile	White	2X2 - Acoustic Tile
2486	H	17718	1st Layer	Ceiling Material - White	0	2nd Floor	Hallway	Ceiling Tile	White	2X2 - Acoustic Tile
2487	H	17719	1st Layer	Ceiling Material - White	0	2nd Floor	Hallway	Ceiling Tile	White	2X2 - Acoustic Tile
2488	H	17720	1st Layer	Paint- White	0	3rd Floor	Hallway	Paint	Cream	Next to H359
2489	H	17720	2nd Layer	Sheetrock	10	3rd Floor	Hallway	Paint	Cream	Next to H359
2490	H	17720	3rd Layer	Paper Backing	0	3rd Floor	Hallway	Paint	Cream	Next to H359
2491	H	17721	1st Layer	Paint- White	0	3rd Floor	Hallway	Paint	Cream	Across from H358
2492	H	17721	2nd Layer	Sheetrock	10	3rd Floor	Hallway	Paint	Cream	Across from H358
2493	H	17721	3rd Layer	Paper Backing	0	3rd Floor	Hallway	Paint	Cream	Across from H358
2494	H	17722	1st Layer	Paint - Beige	0	3rd Floor	Hallway	Paint	Cream	
2495	H	17723	1st Layer	Paint - Beige	0	3rd Floor	Hallway	Paint	Cream	Next to H355
2496	H	17724	1st Layer	Paint - Beige	0	3rd Floor	Hallway	Paint	Cream	Next to H344
2497	H	17725	1st Layer	Paint - Cream	0	3rd Floor	Hallway	Paint	Cream	Next to H352
2498	H	17726	1st Layer	Paint - Cream	0	3rd Floor	H352	Paint	Cream	
2499	H	17727	1st Layer	Paint - Cream	0	3rd Floor	H343	Paint	White	On Plaster
2500	H	17728	1st Layer	Paint - White	0	3rd Floor	H343	Paint	White	On sheetrock
2501	H	17728	2nd Layer	Sheetrock	40	3rd Floor	H343	Paint	White	On sheetrock
2502	H	17728	3rd Layer	Paper Backing	0	3rd Floor	H343	Paint	White	On sheetrock
2503	H	17729	1st Layer	Paint - White	0	3rd Floor	H343	Paint	White	On sheetrock
2504	H	17729	2nd Layer	Sheetrock	40	3rd Floor	H343	Paint	White	On sheetrock
2505	H	17729	3rd Layer	Paper Backing	0	3rd Floor	H343	Paint	White	On sheetrock
2506	H	17730	1st Layer	Paint - Brown/Green	0	3rd Floor	H344	Paint	Brown	Door frame
2507	H	17731	1st Layer	Paint - Brown/Green	0	3rd Floor	Hallway	Paint	Brown	Outside Stairwell
2508	H	17732	1st Layer	Paint - Brown/Green	0	3rd Floor	Hallway	Paint	Brown	Outside H358
2509	H	17733	1st Layer	Paint - Green	0	3rd Floor	Stairwell	Paint	Green	Railing

	A	B	C	D	E	F Everything	G	H	I	J
1	Building	Sampling	Layer	Sample Description	% Asbestos	Floor	Room	Material	Color	Field Description
2510	H	17734	1st Layer	Paint - Green	0	3rd Floor	Stairwell	Paint	Green	Railing
2511	H	17735	1st Layer	Paint - Green	0	3rd Floor	Stairwell	Paint	Green	Railing
2512	H	17736	1st Layer	Paint - Green	0	3rd Floor	Stairwell	Paint	Green	On Plaster
2513	H	17736	2nd Layer	Plaster	10	3rd Floor	Stairwell	Paint	Green	On Plaster
2514	H	17737	1st Layer	Paint - Green	0	3rd Floor	Stairwell	Paint	Green	On Plaster
2515	H	17737	2nd Layer	Plaster	10	3rd Floor	Stairwell	Paint	Green	On Plaster
2516	H	17738	1st Layer	Paint - Green	0	3rd Floor	Stairwell	Paint	Green	On Plaster
2517	H	17738	2nd Layer	Plaster	10	3rd Floor	Stairwell	Paint	Green	On Plaster
2518	H	17739	1st Layer	Paint - White	0	3rd Floor	H342	Paint	White	Ceiling Paint
2519	H	17740	1st Layer	Paint - White	0	3rd Floor	H341	Paint	White	Ceiling Paint
2520	H	17741	1st Layer	Paint - White	0	3rd Floor	H344	Paint	White	Ceiling Paint
2521	H	17742	1st Layer	Ceramic Tile - White	10	3rd Floor	H347	Ceramic Tile	White	3X6 Bullnose
2522	H	17742	2nd Layer	Mastic - White	10	3rd Floor	H347	Ceramic Tile	White	3X6 Bullnose
2523	H	17743	1st Layer	Ceramic Tile - White	10	3rd Floor	H347	Ceramic Tile	White	3X6 Bullnose
2524	H	17743	2nd Layer	Mastic - White	10	3rd Floor	H347	Ceramic Tile	White	3X6 Bullnose
2525	H	17744	1st Layer	Ceramic Tile - White	10	3rd Floor	H347	Ceramic Tile	White	3X6 Bullnose
2526	H	17744	2nd Layer	Mastic - White	10	3rd Floor	H347	Ceramic Tile	White	3X6 Bullnose
2527	H	17745	1st Layer	Ceramic Tile - White	10	3rd Floor	H347	Ceramic Tile	White	3X6
2528	H	17745	2nd Layer	Mastic - White	10	3rd Floor	H347	Ceramic Tile	White	3X6
2529	H	17746	1st Layer	Ceramic Tile - White	10	3rd Floor	H347	Ceramic Tile	White	3X6
2530	H	17746	2nd Layer	Mastic - White	10	3rd Floor	H347	Ceramic Tile	White	3X6
2531	H	17747	1st Layer	Ceramic Tile - White	10	3rd Floor	H347	Ceramic Tile	White	3X6
2532	H	17747	2nd Layer	Mastic - White	10	3rd Floor	H347	Ceramic Tile	White	3X6
2533	H	17748	1st Layer	Ceramic Tile - Green	10	3rd Floor	H347	Ceramic Tile	Cream	3X6 Bullnose
2534	H	17748	2nd Layer	Mastic - White	10	3rd Floor	H347	Ceramic Tile	Cream	3X6 Bullnose
2535	H	17749	1st Layer	Ceramic Tile - Green	10	3rd Floor	H347	Ceramic Tile	Cream	3X6 Bullnose
2536	H	17749	2nd Layer	Mastic - White	10	3rd Floor	H347	Ceramic Tile	Cream	3X6 Bullnose
2537	H	17750	1st Layer	Ceramic Tile - Green	10	3rd Floor	H347	Ceramic Tile	Cream	3X6 Bullnose
2538	H	17750	2nd Layer	Mastic - White	10	3rd Floor	H347	Ceramic Tile	Cream	3X6 Bullnose
2539	H	17751	1st Layer	Ceramic Tile - Green	10	3rd Floor	H347	Ceramic Tile	Cream	3X6
2540	H	17751	2nd Layer	Mastic - White	10	3rd Floor	H347	Ceramic Tile	Cream	3X6
2541	H	17752	1st Layer	Ceramic Tile - Green	10	3rd Floor	H347	Ceramic Tile	Cream	3X6
2542	H	17752	2nd Layer	Mastic - White	10	3rd Floor	H347	Ceramic Tile	Cream	3X6
2543	H	17753	1st Layer	Ceramic Tile - Green	10	3rd Floor	H347	Ceramic Tile	Cream	3X6
2544	H	17753	2nd Layer	Mastic - White	10	3rd Floor	H347	Ceramic Tile	Cream	3X6
2545	H	17754	1st Layer	Ceramic Tile - Tan w/Bı	10	3rd Floor	H341	Ceramic Tile	Brown w/Specks	4X4
2546	H	17754	2nd Layer	Mastic - Yellow	10	3rd Floor	H341	Ceramic Tile	Brown w/Specks	4X4
2547	H	17755	1st Layer	Ceramic Tile - Tan w/Bı	10	3rd Floor	H356	Ceramic Tile	Brown w/Specks	4X4
2548	H	17755	2nd Layer	Mastic - Yellow	10	3rd Floor	H356	Ceramic Tile	Brown w/Specks	4X4
2549	H	17756	1st Layer	Ceramic Tile - Tan w/Bı	10	3rd Floor	H354A	Ceramic Tile	Brown w/Specks	4X4
2550	H	17756	2nd Layer	Mastic - Yellow	10	3rd Floor	H354A	Ceramic Tile	Brown w/Specks	4X4
2551	H	17757	1st Layer	Ceramic Tile - Tan w/Bı	10	3rd Floor	H356	Ceramic Tile	Brown w/Specks	4X4
2552	H	17757	2nd Layer	Mastic - Yellow	10	3rd Floor	H356	Ceramic Tile	Brown w/Specks	4X4
2553	H	17758	1st Layer	Ceramic Tile - Tan w/Bı	10	3rd Floor	H354A	Ceramic Tile	Brown w/Specks	4X4

	A	B	C	D	E	F Everything	G	H	I	J
1	Building	Sampling	Layer	Sample Description	% Asbestos	Floor	Room	Material	Color	Field Description
2554	H	17758	2nd Layer	Mastic - Yellow	10	3rd Floor	H354A	Ceramic Tile	Brown w/Specks	4X4
2555	H	17759	1st Layer	Ceramic Tile - Tan w/Bı	10	3rd Floor	H350	Ceramic Tile	Brown w/Specks	4X4
2556	H	17759	2nd Layer	Mastic - Yellow	10	3rd Floor	H350	Ceramic Tile	Brown w/Specks	4X4
2557	H	17760	1st Layer	Ceramic Tile - Green	10	3rd Floor	H357	Ceramic Tile	Green	2X6
2558	H	17760	2nd Layer	Mastic - Yellow	10	3rd Floor	H357	Ceramic Tile	Green	2X6
2559	H	17761	1st Layer	Ceramic Tile - Green	10	3rd Floor	H344	Ceramic Tile	Green	2X6
2560	H	17761	2nd Layer	Mastic - Yellow	15	3rd Floor	H344	Ceramic Tile	Green	2X6
2561	H	17762	1st Layer	Ceramic Tile - Green	10	3rd Floor	H355	Ceramic Tile	Green	2X6
2562	H	17762	2nd Layer	Mastic - Yellow	10	3rd Floor	H355	Ceramic Tile	Green	2X6
2563	H	17763	1st Layer	Ceramic Tile - Green	10	3rd Floor	H357	Ceramic Tile	Green	4X4
2564	H	17763	2nd Layer	Mastic - Yellow	10	3rd Floor	H357	Ceramic Tile	Green	4X4
2565	H	17764	1st Layer	Ceramic Tile - Green	10	3rd Floor	H344	Ceramic Tile	Green	4X4
2566	H	17764	2nd Layer	Mastic - Yellow	10	3rd Floor	H344	Ceramic Tile	Green	4X4
2567	H	17765	1st Layer	Ceramic Tile - Green	10	3rd Floor	H355	Ceramic Tile	Green	4X4
2568	H	17765	2nd Layer	Mastic - Yellow	10	3rd Floor	H355	Ceramic Tile	Green	4X4
2569	H	17766	1st Layer	Floor Tile - Cream	10	3rd Floor	H342	Vinyl Tile	Cream	9X9
2570	H	17766	2nd Layer	Mastic - Yellow	20	3rd Floor	H342	Vinyl Tile	Cream	9X9
2571	H	17767	1st Layer	Floor Tile - Cream	10	3rd Floor	H342	Vinyl Tile	Cream	9X9
2572	H	17767	2nd Layer	Mastic - Yellow	10	3rd Floor	H342	Vinyl Tile	Cream	9X9
2573	H	17768	1st Layer	Floor Tile - Cream	10	3rd Floor	H342	Vinyl Tile	Cream	9X9
2574	H	17768	2nd Layer	Mastic - Yellow	10	3rd Floor	H342	Vinyl Tile	Cream	9X9
2575	H	17769	1st Layer	Floor Tile - Brown	15	3rd Floor	Hallway	Vinyl Tile	Brown	9X9 Outside 341
2576	H	17769	2nd Layer	Mastic - Black	10	3rd Floor	Hallway	Vinyl Tile	Brown	9X9 Outside 341
2577	H	17770	1st Layer	Floor Tile - Brown	10	3rd Floor	Hallway	Vinyl Tile	Brown	9X9 Outside 359
2578	H	17770	2nd Layer	Mastic - Black	10	3rd Floor	Hallway	Vinyl Tile	Brown	9X9 Outside 359
2579	H	17771	1st Layer	Floor Tile - Brown	10	3rd Floor	Hallway	Vinyl Tile	Brown	9X9 Outside 357
2580	H	17771	2nd Layer	Mastic - Black	10	3rd Floor	Hallway	Vinyl Tile	Brown	9X9 Outside 357
2581	H	17772	1st Layer	Floor Tile - Green	10	3rd Floor	H344	Vinyl Tile	Green	9X9
2582	H	17772	2nd Layer	Mastic - Yellow	10	3rd Floor	H344	Vinyl Tile	Green	9X9
2583	H	17773	1st Layer	Floor Tile - Green	10	3rd Floor	H346	Vinyl Tile	Green	9X9
2584	H	17773	2nd Layer	Mastic - Yellow	10	3rd Floor	H346	Vinyl Tile	Green	9X9
2585	H	17774	1st Layer	Floor Tile - Green	10	3rd Floor	H355	Vinyl Tile	Green	9X9
2586	H	17774	2nd Layer	Mastic - Yellow	10	3rd Floor	H355	Vinyl Tile	Green	9X9
2587	H	17775	1st Layer	Baseboard - Brown	0	3rd Floor	H342	Baseboard	Brown	6"
2588	H	17775	2nd Layer	Mastic - Yellow	Trace	3rd Floor	H342	Baseboard	Brown	6"
2589	H	17776	1st Layer	Baseboard - Brown	0	3rd Floor	Hallway	Baseboard	Brown	6" Outside 341
2590	H	17776	2nd Layer	Mastic - Yellow	0	3rd Floor	Hallway	Baseboard	Brown	6" Outside 341
2591	H	17777	1st Layer	Baseboard - Brown	0	3rd Floor	Hallway	Baseboard	Brown	6" Outside 358
2592	H	17777	2nd Layer	Mastic - Yellow	0	3rd Floor	Hallway	Baseboard	Brown	6" Outside 358
2593	H	17778	1st Layer	Baseboard - Brown	0	3rd Floor	H358	Baseboard	Brown	4"
2594	H	17778	2nd Layer	Mastic - Yellow	0	3rd Floor	H358	Baseboard	Brown	4"
2595	H	17779	1st Layer	Baseboard - Brown	0	3rd Floor	H344	Baseboard	Brown	4"
2596	H	17779	2nd Layer	Mastic - Yellow	0	3rd Floor	H344	Baseboard	Brown	4"
2597	H	17780	1st Layer	Baseboard - Brown	0	3rd Floor	H345	Baseboard	Brown	4"

	A	B	C	D	E	F Everything	G	H	I	J
1	Building	Sampling I	Layer	Sample Description	% Asbestos	Floor	Room	Material	Color	Field Description
2598	H	17780	2nd Layer	Mastic - Yellow	0	3rd Floor	H345	Baseboard	Brown	4"
2599	H	17781	1st Layer	Ceiling Material - White	0	3rd Floor	Hallway	Ceiling Tile	White	2X2 Outside roof access door
2600	H	17782	1st Layer	Ceiling Material - White	0	3rd Floor	Hallway	Ceiling Tile	White	2X2 Outside 358
2601	H	17783	1st Layer	Ceiling Material - White	0	3rd Floor	Hallway	Ceiling Tile	White	2X2 Outside 345
2602	H	17784	1st Layer	Ceiling Material - White	0	3rd Floor	Hallway	CT Adhesive	Brown	Next to 359
2603	H	17784	2nd Layer	Mastic - Dark	10	3rd Floor	Hallway	CT Adhesive	Brown	Next to 359
2604	H	17785	1st Layer	Ceiling Material - White	0	3rd Floor	Hallway	CT Adhesive	Brown	Outside 357
2605	H	17785	2nd Layer	Mastic - Dark	10	3rd Floor	Hallway	CT Adhesive	Brown	Outside 357
2606	H	17786	1st Layer	Ceiling Material - White	0	3rd Floor	Hallway	CT Adhesive	Brown	Outside
2607	H	17786	2nd Layer	Mastic - Dark	10	3rd Floor	Hallway	CT Adhesive	Brown	Outside
2608	H	17787	1st Layer	Felt Backing	50	3rd Floor	H346	Felt	Black	Behind Wall
2609	H	17788	1st Layer	Felt Backing	50	3rd Floor	H346	Felt	Black	Behind Wall
2610	H	17789	1st Layer	Felt Backing	40	3rd Floor	H346	Felt	Black	Behind Wall
2611	H	17790	1st Layer	Paint - Lt. Green	0	3rd Floor	Stairwell	Paint	Lt. Green	
2612	H	17791	1st Layer	Paint - Lt. Green	0	3rd Floor	Stairwell	Paint	Lt. Green	
2613	H	17792	1st Layer	Paint - Lt. Green	0	3rd Floor	Stairwell	Paint	Lt. Green	
2614	H	17793	1st Layer	Paint - Lt. Green	0	3rd Floor	Stairwell	Paint	Lt. Green	
2615	H	17794	1st Layer	Paint - Dark Green	0	3rd Floor	Stairwell	Paint	Dark Green	
2616	H	17795	1st Layer	Paint - Dark Green	0	3rd Floor	Stairwell	Paint	Dark Green	
2617	H	17796	1st Layer	Paint - Dark Green	0	3rd Floor	Stairwell	Paint	Dark Green	
2618	H	17797	1st Layer	Paint - Multi Brown	0	3rd Floor	Stairwell	Paint	Brown	
2619	H	17798	1st Layer	Paint - Multi Brown	0	3rd Floor	Stairwell	Paint	Brown	
2620	H	17799	1st Layer	Paint - Multi Brown	0	3rd Floor	Stairwell	Paint	Brown	
2621	H	17800	1st Layer	Paint - Multi Brown	0	3rd Floor	Stairwell	Paint	White	
2622	H	17801	1st Layer	Paint - Tan	0	3rd Floor	Stairwell	Paint	White	
2623	H	17802	1st Layer	Paint - Tan	0	3rd Floor	Stairwell	Paint	White	
2624	H	17803	1st Layer	Paint - Tan	0	3rd Floor	H329	Paint	Cream	Ceiling
2625	H	17804	1st Layer	Paint - Lt. Green	0	3rd Floor	H328	Paint	Cream	Ceiling
2626	H	17805	1st Layer	Paint - Lt. Green	0	3rd Floor	H327	Paint	Cream	Ceiling
2627	H	17806	1st Layer	Wallpaper - Green	15	3rd Floor	Hallway	Wallpaper	Green	Outside 327
2628	H	17807	1st Layer	Wallpaper - Green	10	3rd Floor	Hallway	Wallpaper	Green	Outside 329
2629	H	17808	1st Layer	Wallpaper - Green	20	3rd Floor	Hallway	Wallpaper	Green	Outside 330
2630	H	17809	1st Layer	Ceramic Tile - Green	10	3rd Floor	H328	Ceramic Tile	Green	2X6 Top Bullnose
2631	H	17809	2nd Layer	Mastic - Yellow	10	3rd Floor	H328	Ceramic Tile	Green	2X6 Top Bullnose
2632	H	17810	1st Layer	Ceramic Tile - Green	10	3rd Floor	H329	Ceramic Tile	Green	2X6 Top Bullnose
2633	H	17810	2nd Layer	Mastic - Yellow	10	3rd Floor	H329	Ceramic Tile	Green	2X6 Top Bullnose
2634	H	17811	1st Layer	Ceramic Tile - Green	10	3rd Floor	H329	Ceramic Tile	Green	2X6 Top Bullnose
2635	H	17811	2nd Layer	Mastic - Yellow	10	3rd Floor	H329	Ceramic Tile	Green	2X6 Top Bullnose
2636	H	17812	1st Layer	Ceramic Tile - Green	10	3rd Floor	H328	Ceramic Tile	Green	2X6
2637	H	17813	1st Layer	Ceramic Tile - Green	10	3rd Floor	H329	Ceramic Tile	Green	2X6
2638	H	17814	1st Layer	Ceramic Tile - Green	15	3rd Floor	H329	Ceramic Tile	Green	2X6
2639	H	17815	1st Layer	Ceramic Tile - Green	10	3rd Floor	H328	Ceramic Tile	Green	1X6 Top Bullnose
2640	H	17815	2nd Layer	Mastic - ????	15	3rd Floor	H328	Ceramic Tile	Green	1X6 Top Bullnose
2641	H	17816	1st Layer	Ceramic Tile - Green	10	3rd Floor	H329	Ceramic Tile	Green	1X6 Top Bullnose

	A	B	C	D	E	F Everything	G	H	I	J
1	Building	Sampling	Layer	Sample Description	% Asbestos	Floor	Room	Material	Color	Field Description
2642	H	17816	2nd Layer	Mastic - ????	15	3rd Floor	H329	Ceramic Tile	Green	1X6 Top Bullnose
2643	H	17817	1st Layer	Ceramic Tile - Green	10	3rd Floor	H329	Ceramic Tile	Green	1X6 Top Bullnose
2644	H	17817	2nd Layer	Mastic - ????	15	3rd Floor	H329	Ceramic Tile	Green	1X6 Top Bullnose
2645	H	17818	1st Layer	Ceramic Tile - Green	10	3rd Floor	H328	Ceramic Tile	Green	2X6 Side Bullnose
2646	H	17818	2nd Layer	Mastic - ????	15	3rd Floor	H328	Ceramic Tile	Green	2X6 Side Bullnose
2647	H	17819	1st Layer	Ceramic Tile - Green	10	3rd Floor	H329	Ceramic Tile	Green	2X6 Side Bullnose
2648	H	17819	2nd Layer	Mastic - ????	15	3rd Floor	H329	Ceramic Tile	Green	2X6 Side Bullnose
2649	H	17820	1st Layer	Ceramic Tile - Green	10	3rd Floor	H329	Ceramic Tile	Green	2X6 Side Bullnose
2650	H	17820	2nd Layer	Mastic - ????	15	3rd Floor	H329	Ceramic Tile	Green	2X6 Side Bullnose
2651	H	17821	1st Layer	Ceramic Tile - Black	10	3rd Floor	H332	Ceramic Tile	Black	6X6 Base Tile
2652	H	17821	2nd Layer	Mastic - ????	10	3rd Floor	H332	Ceramic Tile	Black	6X6 Base Tile
2653	H	17822	1st Layer	Ceramic Tile - Black	10	3rd Floor	H332	Ceramic Tile	Black	6X6 Base Tile
2654	H	17822	2nd Layer	Mastic - ????	10	3rd Floor	H332	Ceramic Tile	Black	6X6 Base Tile
2655	H	17823	1st Layer	Ceramic Tile - Black	10	3rd Floor	H332	Ceramic Tile	Black	6X6 Base Tile
2656	H	17823	2nd Layer	Mastic - ????	10	3rd Floor	H332	Ceramic Tile	Black	6X6 Base Tile
2657	H	17824	1st Layer	Ceramic Tile - White	10	3rd Floor	H332	Ceramic Tile	White	2X6 Bullnose
2658	H	17824	2nd Layer	Mastic - ????	10	3rd Floor	H332	Ceramic Tile	White	2X6 Bullnose
2659	H	17825	1st Layer	Ceramic Tile - White	10	3rd Floor	H332	Ceramic Tile	White	2X6 Bullnose
2660	H	17825	2nd Layer	Mastic - ????	10	3rd Floor	H332	Ceramic Tile	White	2X6 Bullnose
2661	H	17826	1st Layer	Ceramic Tile - White	10	3rd Floor	H332	Ceramic Tile	White	2X6 Bullnose
2662	H	17826	2nd Layer	Mastic - ????	10	3rd Floor	H332	Ceramic Tile	White	2X6 Bullnose
2663	H	17827	1st Layer	Ceramic Tile - White	10	3rd Floor	H332	Ceramic Tile	White	4X4
2664	H	17827	2nd Layer	Mastic - ????	15	3rd Floor	H332	Ceramic Tile	White	4X4
2665	H	17828	1st Layer	Ceramic Tile - White	10	3rd Floor	H332	Ceramic Tile	White	4X4
2666	H	17828	2nd Layer	Mastic - ????	15	3rd Floor	H332	Ceramic Tile	White	4X4
2667	H	17829	1st Layer	Ceramic Tile - White	10	3rd Floor	H332	Ceramic Tile	White	4X4
2668	H	17829	2nd Layer	Mastic - ????	15	3rd Floor	H332	Ceramic Tile	White	4X4
2669	H	17830	1st Layer	Floor Tile - White	10	3rd Floor	H332	Vinyl Tile	White	9X9
2670	H	17830	2nd Layer	Mastic - Black	20	3rd Floor	H332	Vinyl Tile	White	9X9
2671	H	17831	1st Layer	Floor Tile - White	10	3rd Floor	H332	Vinyl Tile	White	9X9
2672	H	17831	2nd Layer	Mastic - Black	20	3rd Floor	H332	Vinyl Tile	White	9X9
2673	H	17832	1st Layer	Floor Tile - White	10	3rd Floor	H332	Vinyl Tile	White	9X9
2674	H	17832	2nd Layer	Mastic - Black	20	3rd Floor	H332	Vinyl Tile	White	9X9
2675	H	17833	1st Layer	Floor Tile - Green w/Bla	10	3rd Floor	Hallway	Vinyl Tile	Green	9X9 - Br. Tile underneath
2676	H	17833	2nd Layer	Mastic - ????	10	3rd Floor	Hallway	Vinyl Tile	Green	9X9 - Br. Tile underneath
2677	H	17833	3rd Layer	Roll Vinyl - ????	Trace	3rd Floor	Hallway	Vinyl Tile	Green	9X9 - Br. Tile underneath
2678	H	17834	1st Layer	Floor Tile - Green w/Bla	10	3rd Floor	H328	Vinyl Tile	Green	9X9 - Br. Tile underneath
2679	H	17834	2nd Layer	Mastic - ????	10	3rd Floor	H328	Vinyl Tile	Green	9X9 - Br. Tile underneath
2680	H	17835	1st Layer	Floor Tile - Green w/Bla	10	3rd Floor	H327	Vinyl Tile	Green	9X9 - Br. Tile underneath
2681	H	17835	2nd Layer	Mastic - ????	10	3rd Floor	H327	Vinyl Tile	Green	9X9 - Br. Tile underneath
2682	H	17836	1st Layer	Mineral Wool	0	3rd Floor	Hallway	Ceiling Tile	White	1X2 Outside H326
2683	H	17837	1st Layer	Mineral Wool	0	3rd Floor	Hallway	Ceiling Tile	White	1X2 Outside H341
2684	H	17838	1st Layer	Mineral Wool	0	3rd Floor	Hallway	Ceiling Tile	White	1X2 Outside H341
2685	H	17839	1st Layer	Baseboard - Black	0	3rd Floor	Hallway	Baseboard	Black	6" Outside 330

	A	B	C	D	E	F Everything	G	H	I	J
1	Building	Sampling I	Layer	Sample Description	% Asbestos	Floor	Room	Material	Color	Field Description
2686	H	17839	2nd Layer	Mastic - Yellow	10	3rd Floor	Hallway	Baseboard	Black	6" Outside 330
2687	H	17840	1st Layer	Baseboard - Black	0	3rd Floor	Hallway	Baseboard	Black	6" Outside 328
2688	H	17840	2nd Layer	Mastic - Yellow	10	3rd Floor	Hallway	Baseboard	Black	6" Outside 328
2689	H	17841	1st Layer	Baseboard - Black	0	3rd Floor	H335	Baseboard	Black	6"
2690	H	17841	2nd Layer	Mastic - Yellow	10	3rd Floor	H335	Baseboard	Black	6"
2691	H	17842	1st Layer	Baseboard - Black	0	3rd Floor	H327	Baseboard	Black	4"
2692	H	17842	2nd Layer	Mastic - Yellow	Trace	3rd Floor	H327	Baseboard	Black	4"
2693	H	17843	1st Layer	Baseboard - Black	0	3rd Floor	H327	Baseboard	Black	4"
2694	H	17843	2nd Layer	Mastic - Yellow	Trace	3rd Floor	H327	Baseboard	Black	4"
2695	H	17844	1st Layer	Baseboard - Black	0	3rd Floor	H327	Baseboard	Black	4"
2696	H	17844	2nd Layer	Mastic - Yellow	Trace	3rd Floor	H327	Baseboard	Black	4"
2697	H	17845	1st Layer	Ceiling Material - White	0	3rd Floor	Hallway	Ceiling Tile	White	2X2 Btw 336-339
2698	H	17845	2nd Layer	??????????????	0	3rd Floor	Hallway	Ceiling Tile	White	2X2 Btw 336-339
2699	H	17846	1st Layer	Ceiling Material - White	0	3rd Floor	Hallway	Ceiling Tile	White	2X2 Btw 336-339
2700	H	17846	2nd Layer	??????????????	0	3rd Floor	Hallway	Ceiling Tile	White	2X2 Btw 336-339
2701	H	17847	1st Layer	Ceiling Material - White	0	3rd Floor	Hallway	Ceiling Tile	White	2X2 Btw 336-339
2702	H	17847	2nd Layer	??????????????	0	3rd Floor	Hallway	Ceiling Tile	White	2X2 Btw 336-339
2703	H	17848	1st Layer	Ceiling Material - White	0	3rd Floor	H333	Ceiling Tile	White	2X4
2704	H	17848	2nd Layer	??????????????	0	3rd Floor	H333	Ceiling Tile	White	2X4
2705	H	17849	1st Layer	Ceiling Material - White	0	3rd Floor	H333	Ceiling Tile	White	2X4
2706	H	17849	2nd Layer	??????????????	0	3rd Floor	H333	Ceiling Tile	White	2X4
2707	H	17850	1st Layer	Ceiling Material - White	0	3rd Floor	H333	Ceiling Tile	White	2X4
2708	H	17850	2nd Layer	??????????????	0	3rd Floor	H333	Ceiling Tile	White	2X4
2709	H	17851	1st Layer	Baseboard - Tan	10	3rd Floor	H341	Baseboard	Green	4"
2710	H	17851	2nd Layer	Paint - Green	10	3rd Floor	H341	Baseboard	Green	4"
2711	H	17851	3rd Layer	Mastic - Dark	10	3rd Floor	H341	Baseboard	Green	4"
2712	H	17852	1st Layer	Baseboard - Tan	10	3rd Floor	H341	Baseboard	Green	4"
2713	H	17852	2nd Layer	Paint - Green	10	3rd Floor	H341	Baseboard	Green	4"
2714	H	17852	3rd Layer	Mastic - Dark	10	3rd Floor	H341	Baseboard	Green	4"
2715	H	17853	1st Layer	Baseboard - Tan	10	3rd Floor	H341	Baseboard	Green	4"
2716	H	17853	2nd Layer	Paint - Green	10	3rd Floor	H341	Baseboard	Green	4"
2717	H	17853	3rd Layer	Mastic - Dark	10	3rd Floor	H341	Baseboard	Green	4"
2718	H	17854	1st Layer	Ceiling Material - White	0	3rd Floor	H341	Ceiling Tile	White	1X1 - Unique
2719	H	17854	2nd Layer	Mastic - Dark	10	3rd Floor	H341	Ceiling Tile	White	1X1 - Unique
2720	H	17855	1st Layer	Ceiling Material - White	0	3rd Floor	H341	Ceiling Tile	White	1X1 - Unique
2721	H	17855	2nd Layer	Mastic - Dark	10	3rd Floor	H341	Ceiling Tile	White	1X1 - Unique
2722	H	17856	1st Layer	Ceiling Material - White	0	3rd Floor	H341	Ceiling Tile	White	1X1 - Unique
2723	H	17856	2nd Layer	Mastic - Dark	10	3rd Floor	H341	Ceiling Tile	White	1X1 - Unique
2724	H	17857	1st Layer	Baseboard - Tan / Gree	0	3rd Floor	Hallway	Baseboard	Green	6" Btw 337-339
2725	H	17857	2nd Layer	Mastic - Dark	10	3rd Floor	Hallway	Baseboard	Green	6" Btw 337-339
2726	H	17858	1st Layer	Baseboard - Tan / Gree	0	3rd Floor	Hallway	Baseboard	Green	6" Btw 337-339
2727	H	17858	2nd Layer	Mastic - Dark	10	3rd Floor	Hallway	Baseboard	Green	6" Btw 337-339
2728	H	17859	1st Layer	Baseboard - Tan / Gree	0	3rd Floor	Hallway	Baseboard	Green	6" Btw 337-339
2729	H	17859	2nd Layer	Mastic - Dark	10	3rd Floor	Hallway	Baseboard	Green	6" Btw 337-339

	A	B	C	D	E	F Everything	G	H	I	J
1	Building	Sampling I	Layer	Sample Description	% Asbestos	Floor	Room	Material	Color	Field Description
2730	H	17860	1st Layer	Caulk - White/Black	15	Roof	Roof	Caulk	Gray	on Metal Flashing
2731	H	17861	1st Layer	Caulk - White/Black	15	Roof	Roof	Caulk	Gray	on Metal Flashing
2732	H	17862	1st Layer	Caulk - White/Black	15	Roof	Roof	Caulk	Gray	on Metal Flashing
2733	H	17863	1st Layer	Caulk - Gray	10	Roof	Roof	Caulk	Gray/White	btw top bricks
2734	H	17864	1st Layer	Caulk - Gray	15	Roof	Roof	Caulk	Gray/White	btw top bricks
2735	H	17865	1st Layer	Caulk - Gray	10	Roof	Roof	Caulk	Gray/White	btw top bricks
2736	H	17866	1st Layer	Paint - Tan	0	Roof	Roof	Paint	Tan	On Brick
2737	H	17867	1st Layer	Paint - Tan	0	Roof	Roof	Paint	Tan	On Brick
2738	H	17868	1st Layer	Paint - Tan	0	Roof	Roof	Paint	Tan	On Brick
2739	H	17869	1st Layer	Rooling Roof/Tar - Blac	Trace	Roof	Roof	Roll Roofing	Black/Gray	Northside
2740	H	17870	1st Layer	Rooling Roof/Tar - Blac	Trace	Roof	Roof	Roll Roofing	Black/Gray	Northside
2741	H	17871	1st Layer	Rooling Roof/Tar - Blac	Trace	Roof	Roof	Roll Roofing	Black/Gray	Northside
2742	H	17872	1st Layer	Roof/Flashing/Tar	60	Roof	Roof	Coating	Black	On Metal Flashing
2743	H	17873	1st Layer	Roof/Flashing/Tar	60	Roof	Roof	Coating	Black	On Metal Flashing
2744	H	17874	1st Layer	Roof/Flashing/Tar	80	Roof	Roof	Coating	Black	On Metal Flashing
2745	H	17875	1st Layer	Sealent - Black	30	Roof	Roof	Sealent	Black	Btw seams - Northside
2746	H	17876	1st Layer	Sealent - Black	30	Roof	Roof	Sealent	Black	Btw seams - Northside
2747	H	17877	1st Layer	Sealent - Black	30	Roof	Roof	Sealent	Black	Btw seams - Northside
2748	H	17878	1st Layer	Sealent - Gray	Trace	Roof	Roof	Sealent	Gray	Btw Flashing/Wall - Northside
2749	H	17879	1st Layer	Sealent - Gray	Trace	Roof	Roof	Sealent	Gray	Btw Flashing/Wall - Northside
2750	H	17880	1st Layer	Sealent - Black	Trace	Roof	Roof	Sealent	Gray	Btw Flashing/Wall - Northside
2751	H	17881	1st Layer	Rolling Roof/Tar - Black	Trace	Roof	Roof	Roll Roofing	Black/Gray	Northside
2752	H	17882	1st Layer	Rolling Roof/Tar - Black	Trace	Roof	Roof	Roll Roofing	Black/Gray	Northside
2753	H	17883	1st Layer	Rolling Roof/Tar - Black	Trace	Roof	Roof	Roll Roofing	Black/Gray	Northside
2754	H	17884	1st Layer	Sealent/Fabric - Black/\	60	Roof	Roof	Sealent	Black	Under top ledge - Northside
2755	H	17885	1st Layer	Sealent/Fabric - Black/\	40	Roof	Roof	Sealent	Black	Under top ledge - Northside
2756	H	17886	1st Layer	Sealent/Fabric - Black/\	40	Roof	Roof	Sealent	Black	Under top ledge - Northside
2757	H	17887	1st Layer	Sealent - Black/White	60	Roof	Roof	Sealent	Black	On Top of ledge - Northside
2758	H	17888	1st Layer	Sealent - Black/White	60	Roof	Roof	Sealent	Black	On Top of ledge - Northside
2759	H	17889	1st Layer	Sealent - Black/White	60	Roof	Roof	Sealent	Black	On Top of ledge - Northside
2760	H	17890	1st Layer	Pipe Insulation Tar - Bla	60	Roof	Roof	TSI	Dark Gray	Bottom Joint - Right of Mech Room door
2761	H	17891	1st Layer	Foil	0	Roof	Roof	TSI	Dark Gray	Top Joint - Right of Mech Room door
2762	H	17891	2nd Layer	Fiberglass	0	Roof	Roof	TSI	Dark Gray	Top Joint - Right of Mech Room door
2763	H	17892	1st Layer	Pipe Insulation Tar - Bla	60	Roof	Roof	TSI	Dark Gray	Bottom Joint - Right of Mech Room door
2764	H	17893	1st Layer	Pipe Insulation Tar - Bla	80	Roof	Roof	TSI	Yellow	Small Stack, Bottom Joint - Facing Mech
2765	H	17894	1st Layer	Pipe Insulation - White	20	Roof	Roof	TSI	Dark Gray	Top Joint - Adjacent to Mech Room
2766	H	17894	2nd Layer	Pipe Insulation Tar - Bla	60	Roof	Roof	TSI	Dark Gray	Top Joint - Adjacent to Mech Room
2767	H	17894	3rd Layer	Fiberglass	0	Roof	Roof	TSI	Dark Gray	Top Joint - Adjacent to Mech Room
2768	H	17895	1st Layer	Pipe Insulation Tar - Bla	60	Roof	Roof	TSI	Dark Gray	Top Joint - Right Side of Mech RoomSmall Stack
2769	H	17896	1st Layer	Mud - Gray	40	Roof	Roof	Joint Mud	Gray	Top Joint - Left of Mech Room Door
2770	H	17897	1st Layer	Mud - Gray	40	Roof	Roof	Joint Mud	Gray	Top Joint - Left of Mech Room Door
2771	H	17898	1st Layer	Mud - Gray	50	Roof	Roof	Joint Mud	Gray	Bottom Joint - Opposite Mech Room Door
2772	H	17899	1st Layer	Caulk - Multi	15	Roof	Roof	Caulk	Multi	Window of Mech Room
2773	H	17900	1st Layer	Caulk - Multi	15	Roof	Roof	Caulk	Multi	Window of Mech Room

	A	B	C	D	E	F Everything	G	H	I	J
1	Building	Sampling	Layer	Sample Description	% Asbestos	Floor	Room	Material	Color	Field Description
2774	H	17901	1st Layer	Caulk - Multi	15	Roof	Roof	Caulk	Multi	Window of Mech Room
2775	H	17902	1st Layer	Roofing	Trace	Roof	Roof	Shingle	Black/Gray	Southeast of antena tower
2776	H	17903	1st Layer	Roofing	Trace	Roof	Roof	Shingle	Black/Gray	Center of North wall
2777	H	17904	1st Layer	Roofing	Trace	Roof	Roof	Shingle	Black/Gray	Btw Tower and NW Corner
2778	H	17905	1st Layer	Pipe Insulation Patch -	0	Roof	Roof	Patch	Black	Btw Tower and NW Corner
2779	H	17906	1st Layer	Pipe Insulation Patch -	0	Roof	Roof	Patch	Black	Under west wall
2780	H	17907	1st Layer	Pipe Insulation Patch -	0	Roof	Roof	Patch	Black	Btw A/C and Smokestack
2781	H	17908	1st Layer	Pipe Insulation - Bulk	10	Roof	Roof	Sealent	White	On pipe - Nearest to SW Corner
2782	H	17908	2nd Layer	Mastic - Black	10	Roof	Roof	Sealent	White	On pipe - Nearest to SW Corner
2783	H	17909	1st Layer	Pipe Insulation - Bulk	10	Roof	Roof	Sealent	White	On pipe - Center of West Wall
2784	H	17909	2nd Layer	Mastic - Black	10	Roof	Roof	Sealent	White	On pipe - Center of West Wall
2785	H	17910	1st Layer	Pipe Insulation - Bulk	10	Roof	Roof	Sealent	White	On pipe - 8ft south of AC
2786	H	17910	2nd Layer	Mastic - Black	10	Roof	Roof	Sealent	White	On pipe - 8ft south of AC
2787	H	17911	1st Layer	Patch Fabric - Gray	0	Roof	Roof	Patch	Gray	Center of West Wall
2788	H	17911	2nd Layer	Tar	0	Roof	Roof	Patch	Gray	Center of West Wall
2789	H	17912	1st Layer	Patch Fabric - Gray	0	Roof	Roof	Patch	Gray	9th south of AC
2790	H	17912	2nd Layer	Tar	0	Roof	Roof	Patch	Gray	9th south of AC
2791	H	17913	1st Layer	Patch Fabric - Gray	0	Roof	Roof	Patch	Gray	Btw A/C and East wall
2792	H	17913	2nd Layer	Tar	0	Roof	Roof	Patch	Gray	Btw A/C and East wall
2793	H	17914	1st Layer	Roof Tar	Trace	Roof	Roof	Roll Roofing	Black	8ft south of AC
2794	H	17915	1st Layer	Roof Tar	0	Roof	Roof	Roll Roofing	Black	East of Horizontal Pipe
2795	H	17916	1st Layer	Roof Tar	0	Roof	Roof	Roll Roofing	Black	West of Horizontal Pipe
2796	H	17917	1st Layer	Patch Fabric - Gray	20	Roof	Roof	A/C Fabric	Gray	
2797	H	17917	2nd Layer	Tar	10	Roof	Roof	A/C Fabric	Gray	
2798	H	17918	1st Layer	Patch Fabric - Gray	20	Roof	Roof	A/C Fabric	Gray	
2799	H	17918	2nd Layer	Tar	10	Roof	Roof	A/C Fabric	Gray	
2800	H	17919	1st Layer	Patch Fabric - Gray	20	Roof	Roof	A/C Fabric	Gray	
2801	H	17919	2nd Layer	Tar	10	Roof	Roof	A/C Fabric	Gray	
2802	H	17920	1st Layer	Paint - Tan (Stucco??)	5	Roof	Roof	Paint	Tan	On Mortar - Smokestack
2803	H	17921	1st Layer	Paint - Tan (Stucco??)	10	Roof	Roof	Paint	Tan	On Mortar - Smokestack
2804	H	17922	1st Layer	Paint - Tan (Stucco??)	5	Roof	Roof	Paint	Tan	On Mortar - Smokestack
2805	H	17923	1st Layer	Brick/Mortor - Red	0	Roof	Roof	Brick	Red	On Smokestack
2806	H	17924	1st Layer	Brick/Mortor - Red	0	Roof	Roof	Brick	Red	On Smokestack
2807	H	17925	1st Layer	Brick/Mortor - Red	0	Roof	Roof	Brick	Red	On Smokestack
2808	H	17926	1st Layer	Sealant - Gray	10	Roof	Roof	Sealent	Black	Around Tower on Northside
2809	H	17927	1st Layer	Sealant - Gray	10	Roof	Roof	Sealent	Black	Around Tower on Northside
2810	H	17928	1st Layer	Sealant - Gray	10	Roof	Roof	Sealent	Black	Around Tower on Northside
2811	H	17929	1st Layer	Roof Shingle - Green	60	Roof	Roof	Roll Roofing	Green	Southside
2812	H	17930	1st Layer	Roof Shingle - Green	40	Roof	Roof	Roll Roofing	Green	Southside
2813	H	17931	1st Layer	Roof Shingle - Green	50	Roof	Roof	Roll Roofing	Green	Southside
2814	H	17932	1st Layer	Fabric - White	Trace	Roof	Roof	Fabric	White	Tape along edge of Southside
2815	H	17933	1st Layer	Fabric - White	Trace	Roof	Roof	Fabric	White	Tape along edge of Southside
2816	H	17934	1st Layer	Fabric - White	Trace	Roof	Roof	Fabric	White	Tape along edge of Southside
2817	H	17935	1st Layer	Roof Sealant - Black	Trace	Roof	Roof	Sealent	Black	Metal cap dividing North from South

	A	B	C	D	E	F Everything	G	H	I	J
1	Building	Sampling	Layer	Sample Description	% Asbestos	Floor	Room	Material	Color	Field Description
2818	H	17936	1st Layer	Roof Sealant - Black	Trace	Roof	Roof	Sealent	Black	Metal cap dividing North from South
2819	H	17937	1st Layer	Roof Sealant - Black	Trace	Roof	Roof	Sealent	Black	Metal cap dividing North from South
2820	H	17938	1st Layer	Roof Sealant - Black	Trace	Roof	Roof	Sealent	Black	Along Eastside of Southside Roof
2821	H	17939	1st Layer	Roof Sealant - Black	Trace	Roof	Roof	Sealent	Black	Along Eastside of Southside Roof
2822	H	17940	1st Layer	Roof Sealant - Black	Trace	Roof	Roof	Sealent	Black	Along Eastside of Southside Roof
2823	H	17941	1st Layer	Rolling Roof - Black	0	Roof	Roof	Roll Roofing	Black	Metal cap on Southside Roof
2824	H	17941	2nd Layer	Tar	10	Roof	Roof	Roll Roofing	Black	Metal cap on Southside Roof
2825	H	17942	1st Layer	Rolling Roof - Black	0	Roof	Roof	Roll Roofing	Black	Metal cap on Southside Roof
2826	H	17942	2nd Layer	Tar	15	Roof	Roof	Roll Roofing	Black	Metal cap on Southside Roof
2827	H	17943	1st Layer	Rolling Roof - Black	0	Roof	Roof	Roll Roofing	Black	Metal cap on Southside Roof
2828	H	17943	2nd Layer	Tar	10	Roof	Roof	Roll Roofing	Black	Metal cap on Southside Roof
2829	H	17944	1st Layer	Paint/Fabric - White	20	Roof	Roof	TSI	White	In Elevator Room
2830	H	17944	2nd Layer	Loose Bulk - Whte	20	Roof	Roof	TSI	White	In Elevator Room
2831	H	17945	1st Layer	Paint/Fabric - White	15	Roof	Roof	TSI	White	In Elevator Room
2832	H	17945	2nd Layer	Loose Bulk - Whte	15	Roof	Roof	TSI	White	In Elevator Room
2833	H	17946	1st Layer	Paint/Fabric - White	20	Roof	Roof	TSI	White	In Elevator Room
2834	H	17946	2nd Layer	Loose Bulk - Whte	15	Roof	Roof	TSI	White	In Elevator Room
2835	B	17947	1st Layer	Roof Shingle - Black	0	Roof	Roof	Sealent	Black	Furtherest of Eastside
2836	B	17947	2nd Layer	Tar	0	Roof	Roof	Sealent	Black	Furtherest of Eastside
2837	B	17948	1st Layer	Roof Shingle - Black	0	Roof	Roof	Sealent	Black	Furtherest of Eastside
2838	B	17948	2nd Layer	Tar	0	Roof	Roof	Sealent	Black	Furtherest of Eastside
2839	B	17949	1st Layer	Roof Shingle - Black	0	Roof	Roof	Sealent	Black	Furtherest of Eastside
2840	B	17949	2nd Layer	Tar	0	Roof	Roof	Sealent	Black	Furtherest of Eastside
2841	B	17950	1st Layer	Caulk - White	0	Roof	Roof	Caulk	Gray	Furtherest of Eastside
2842	B	17951	1st Layer	Caulk - White	0	Roof	Roof	Caulk	Gray	Furtherest of Eastside
2843	B	17952	1st Layer	Caulk - White	0	Roof	Roof	Caulk	Gray	Furtherest of Eastside
2844	B	17953	1st Layer	Roofing Tar	3	Roof	Roof	Sealent	Black	Large round light Eastside
2845	B	17954	1st Layer	Roofing Tar	2	Roof	Roof	Sealent	Black	Large round light Eastside
2846	B	17955	1st Layer	Roofing Tar	5	Roof	Roof	Sealent	Black	Large round light Eastside
2847	B	17956	1st Layer	Sealent - Black	10	Roof	Roof	Sealent	Black	Edge of Eastside
2848	B	17957	1st Layer	Sealent - Black	10	Roof	Roof	Sealent	Black	Edge of Eastside
2849	B	17958	1st Layer	Sealent - Black	10	Roof	Roof	Sealent	Black	Edge of Eastside
2850	B	17959	1st Layer	Roof Shingle - Black	0	Roof	Roof	Sealent	Black	Eastside past A/C
2851	B	17959	2nd Layer	Tar	0	Roof	Roof	Sealent	Black	Eastside past A/C
2852	B	17960	1st Layer	Roof Shingle - Black	0	Roof	Roof	Sealent	Black	Eastside past A/C
2853	B	17960	2nd Layer	Tar	0	Roof	Roof	Sealent	Black	Eastside past A/C
2854	B	17961	1st Layer	Roof Shingle - Black	0	Roof	Roof	Sealent	Black	Eastside past A/C
2855	B	17961	2nd Layer	Tar	0	Roof	Roof	Sealent	Black	Eastside past A/C
2856	B	17962	1st Layer	Rolling Roof	0	2nd Floor	Roof	Rolling Roof	Gray/Black	Underneath Door E.Side
2857	B	17962	2nd Layer	Tar	0	2nd Floor	Roof	Rolling Roof	Gray/Black	Underneath Door E.Side
2858	B	17963	1st Layer	Rolling Roof	0	2nd Floor	Roof	Rolling Roof	Gray/Black	Underneath Door E.Side
2859	B	17963	2nd Layer	Tar	0	2nd Floor	Roof	Rolling Roof	Gray/Black	Underneath Door E.Side
2860	B	17964	1st Layer	Rolling Roof	0	2nd Floor	Roof	Rolling Roof	Gray/Black	Underneath Door E.Side
2861	B	17964	2nd Layer	Tar	0	2nd Floor	Roof	Rolling Roof	Gray/Black	Underneath Door E.Side

	A	B	C	D	E	F Everything	G	H	I	J
1	Building	Sampling I	Layer	Sample Description	% Asbestos	Floor	Room	Material	Color	Field Description
2862	B	17965	1st Layer	Roofing Tar	3	2nd Floor	Roof	Sealent	Black	A/C Unit
2863	B	17966	1st Layer	Roofing Tar	3	2nd Floor	Roof	Sealent	Black	A/C Unit
2864	B	17967	1st Layer	Roofing Tar	3	2nd Floor	Roof	Sealent	Black	A/C Unit
2865	B	17968	1st Layer	Caulk - Gray	Trace	2nd Floor	Roof	Caulk	Tan/Green	Around Windows Old Building E.Side
2866	B	17969	1st Layer	Caulk - Gray	Trace	2nd Floor	Roof	Caulk	Tan/Green	Around Windows Old Building E.Side
2867	B	17970	1st Layer	Caulk - Gray	Trace	2nd Floor	Roof	Caulk	Tan/Green	Around Windows Old Building E.Side
2868	B	17971	1st Layer	Roofing - Black	60	1st Floor	Roof	Roofing	Black	On Black Ridge next to A/C SE side
2869	B	17971	2nd Layer	Sealent/Tar	60	1st Floor	Roof	Roofing	Black	On Black Ridge next to A/C SE side
2870	B	17972	1st Layer	Roofing - Black	60	1st Floor	Roof	Roofing	Black	On Black Ridge next to A/C SE side
2871	B	17972	2nd Layer	Sealent/Tar	60	1st Floor	Roof	Roofing	Black	On Black Ridge next to A/C SE side
2872	B	17973	1st Layer	Roofing - Black	60	1st Floor	Roof	Roofing	Black	On Black Ridge next to A/C SE side
2873	B	17973	2nd Layer	Sealent/Tar	60	1st Floor	Roof	Roofing	Black	On Black Ridge next to A/C SE side
2874	B	17974	1st Layer	Sealent - Black	Trace	1st Floor	Roof	Sealent	Black	Next to Windows SE Side
2875	B	17975	1st Layer	Sealent - Black	Trace	1st Floor	Roof	Sealent	Black	Next to Windows SE Side
2876	B	17976	1st Layer	Sealent - Black	Trace	1st Floor	Roof	Sealent	Black	Next to Windows SE Side
2877	B	17977	1st Layer	Sealent - Black	Trace	1st Floor	Roof	Sealent	Black	On Roofing next to Windows
2878	B	17978	1st Layer	Sealent - Black	Trace	1st Floor	Roof	Sealent	Black	On Roofing next to Windows
2879	B	17979	1st Layer	Sealent - Black	Trace	1st Floor	Roof	Sealent	Black	On Roofing next to Windows
2880	B	17980	1st Layer	Rolling Roof	0	1st Floor	Roof	Rolling Roof	Tan/Black	Middle of Building
2881	B	17980	2nd Layer	Tar	0	1st Floor	Roof	Rolling Roof	Tan/Black	Middle of Building
2882	B	17981	1st Layer	Rolling Roof	0	1st Floor	Roof	Rolling Roof	Tan/Black	Middle of Building
2883	B	17981	2nd Layer	Tar	0	1st Floor	Roof	Rolling Roof	Tan/Black	Middle of Building
2884	B	17982	1st Layer	Rolling Roof	0	1st Floor	Roof	Rolling Roof	Tan/Black	Middle of Building
2885	B	17982	2nd Layer	Tar	0	1st Floor	Roof	Rolling Roof	Tan/Black	Middle of Building
2886	B	17983	1st Layer	Caulk - Gray	0	1st Floor	Roof	Sealent	Gray	On Flashing Next to Old B.
2887	B	17984	1st Layer	Caulk - Gray	0	1st Floor	Roof	Sealent	Gray	On Flashing Next to Old B.
2888	B	17985	1st Layer	Caulk - Gray	0	1st Floor	Roof	Sealent	Gray	On Flashing Next to Old B.
2889	B	17986	1st Layer	Sealent - Black	60	1st Floor	Roof	Sealent	Black	On Flashing and Roof next to Old. B
2890	B	17987	1st Layer	Sealent - Black	60	1st Floor	Roof	Sealent	Black	On Flashing and Roof next to Old. B
2891	B	17988	1st Layer	Sealent - Black	60	1st Floor	Roof	Sealent	Black	On Flashing and Roof next to Old. B
2892	B	17989	1st Layer	Roofing Asphalt	40	1st Floor	Roof	Asphalt	Black	Under large Blower
2893	B	17990	1st Layer	Roofing Asphalt	50	1st Floor	Roof	Asphalt	Black	Under large Blower
2894	B	17991	1st Layer	Roofing Asphalt	40	1st Floor	Roof	Asphalt	Black	Under large Blower
2895	B	17992	1st Layer	Sealent - Black	60	1st Floor	Roof	Sealent	Black	Around brick cap under large blower
2896	B	17993	1st Layer	Sealent - Black	60	1st Floor	Roof	Sealent	Black	Around brick cap under large blower
2897	B	17994	1st Layer	Sealent - Black	60	1st Floor	Roof	Sealent	Black	Around brick cap under large blower
2898	C	17995	1st Layer	Concrete - Gray	0	1st Floor	Perimete	Textured Con	Gray	N.side left of loading dock
2899	C	17996	1st Layer	Concrete - Gray	0	1st Floor	Perimete	Textured Con	Gray	N.side left of loading dock
2900	C	17997	1st Layer	Concrete - Gray	0	1st Floor	Perimete	Textured Con	Gray	SE side of loading dock
2901	C	17998	1st Layer	Caulk - White	0	1st Floor	Perimete	Caulk	Gray	On concrete and brick
2902	C	17999	1st Layer	Caulk - White	0	1st Floor	Perimete	Caulk	Gray	On concrete and brick
2903	C	18000	1st Layer	Caulk - White	0	1st Floor	Perimete	Caulk	Gray	On concrete and brick
2904	C	18001	1st Layer	Brick - Tan	0	1st Floor	Perimete	Brick	Tan	Courtroom Ent.
2905	C	18002	1st Layer	Brick - Tan	0	1st Floor	Perimete	Brick	Tan	Courtroom Ent.

	A	B	C	D	E	F Everything	G	H	I	J
1	Building	Sampling I	Layer	Sample Description	% Asbestos	Floor	Room	Material	Color	Field Description
2906	C	18003	1st Layer	Brick - Tan	0	1st Floor	Perimete	Brick	Tan	Courtroom Ent.
2907	C	18004	1st Layer	Mortar - Grey	0	1st Floor	Perimete	Mortar	Gray	Next to Exit
2908	C	18005	1st Layer	Mortar - Grey	0	1st Floor	Perimete	Mortar	Gray	Next to Exit
2909	C	18006	1st Layer	Mortar - Grey	0	1st Floor	Perimete	Mortar	Gray	Next to Exit
2910	C	18007	1st Layer	Caulk - Black	Trace	1st Floor	Perimete	Caulk	Black	Front Windows of Ent.
2911	C	18008	1st Layer	Caulk - Black	Trace	1st Floor	Perimete	Caulk	Black	Front Windows of Ent.
2912	C	18009	1st Layer	Caulk - Black	Trace	1st Floor	Perimete	Caulk	Black	Front Windows of Ent.
2913	H	18010	1st Layer	Mortar	0	1st Floor	Perimete	Mortar	Tan	Side facing Ent.
2914	H	18011	1st Layer	Mortar	0	1st Floor	Perimete	Mortar	Tan	Side facing Ent.
2915	H	18012	1st Layer	Mortar	0	1st Floor	Perimete	Mortar	Tan	Side facing Ent.
2916	H	18013	1st Layer	Paint - Tan	0	1st Floor	Perimete	Paint	Tan	Side facing Ent.
2917	H	18014	1st Layer	Paint - Tan	0	1st Floor	Perimete	Paint	Tan	Side facing Ent.
2918	H	18015	1st Layer	Paint - Tan	0	1st Floor	Perimete	Paint	Tan	Side facing Ent.
2919	H	18016	1st Layer	Concrete - Tan	0	1st Floor	Perimete	Marble	White/Gray	SE Corner
2920	H	18017	1st Layer	Concrete - Tan	0	1st Floor	Perimete	Marble	White/Gray	SE Corner
2921	H	18018	1st Layer	Concrete - Tan	0	1st Floor	Perimete	Marble	White/Gray	SE Corner
2922	H	18019	1st Layer	Brick - Red	0	1st Floor	Perimete	Brick	Tan/Red	SE side
2923	H	18020	1st Layer	Brick - Red	0	1st Floor	Perimete	Brick	Tan/Red	SE side
2924	H	18021	1st Layer	Brick - Red	0	1st Floor	Perimete	Brick	Tan/Red	SE side
2925	H	18022	1st Layer	Paint - Olive Green	0	1st Floor	Perimete	Paint	Green w/Red	Around Windows SE Side
2926	H	18023	1st Layer	Paint - Olive Green	0	1st Floor	Perimete	Paint	Green w/Red	Around Windows SE Side
2927	H	18024	1st Layer	Paint - Olive Green	0	1st Floor	Perimete	Paint	Green w/Red	Around Windows SE Side
2928	B	18025	1st Layer	Paint - Olive Green	0	1st Floor	Perimete	Paint	Green	Hand rails SE Side
2929	B	18026	1st Layer	Paint - Olive Green	0	1st Floor	Perimete	Paint	Green	Hand rails SE Side
2930	B	18027	1st Layer	Paint - Olive Green	0	1st Floor	Perimete	Paint	Green	Hand rails SE Side
2931	B	18028	1st Layer	Brick - Tan	0	1st Floor	Perimete	Brick	Tan	Next to doors facing large smoke stack
2932	B	18029	1st Layer	Brick - Tan	0	1st Floor	Perimete	Brick	Tan	Next to doors facing large smoke stack
2933	B	18030	1st Layer	Brick - Tan	0	1st Floor	Perimete	Brick	Tan	Next to doors facing large smoke stack
2934	B	18031	1st Layer	Paint - Olive Green	0	1st Floor	Perimete	Paint	Green	On Doors next to large smoke stack
2935	B	18032	1st Layer	Paint - Olive Green	0	1st Floor	Perimete	Paint	Green	On Doors next to large smoke stack
2936	B	18033	1st Layer	Paint - Olive Green	0	1st Floor	Perimete	Paint	Green	On Doors next to large smoke stack
2937	B	18034	1st Layer	Mortar - Gray	0	1st Floor	Perimete	Mortar	Gray	Btw Tan Bricks facing smoke stack
2938	B	18035	1st Layer	Mortar - Gray	0	1st Floor	Perimete	Mortar	Gray	Btw Tan Bricks facing smoke stack
2939	B	18036	1st Layer	Mortar - Gray	0	1st Floor	Perimete	Mortar	Gray	Btw Tan Bricks facing smoke stack
2940	B	18037	1st Layer	Brick - Tan	0	1st Floor	Perimete	Brick	Cream	From large smoke stack
2941	B	18038	1st Layer	Brick - Tan	0	1st Floor	Perimete	Brick	Cream	From large smoke stack
2942	B	18039	1st Layer	Brick - Tan	0	1st Floor	Perimete	Brick	Cream	From large smoke stack
2943	B	18040	1st Layer	Mortar - Gray	0	1st Floor	Perimete	Mortar	Gray	From large smoke stack
2944	B	18041	1st Layer	Mortar - Gray	0	1st Floor	Perimete	Mortar	Gray	From large smoke stack
2945	B	18042	1st Layer	Mortar - Gray	0	1st Floor	Perimete	Mortar	Gray	From large smoke stack
2946	B	18043	1st Layer	Concrete - w/Brown	0	1st Floor	Perimete	Concrete	Tan	Foundation to smoke stack
2947	B	18044	1st Layer	Concrete - w/Brown	0	1st Floor	Perimete	Concrete	Tan	Foundation to smoke stack
2948	B	18045	1st Layer	Concrete - w/Brown	0	1st Floor	Perimete	Concrete	Tan	Foundation to smoke stack
2949	B	18046	1st Layer	Roof Shingle - Red	0	1st Floor	Perimete	Roofing	Red	Above Courtroom Ent.

	A	B	C	D	E	F Everything	G	H	I	J
1	Building	Sampling	Layer	Sample Description	% Asbestos	Floor	Room	Material	Color	Field Description
2950	C	18047	1st Layer	Roof Shingle - Red	0	1st Floor	Perimete	Roofing	Red	Above Courtroom Ent.
2951	C	18048	1st Layer	Roof Shingle - Red	0	1st Floor	Perimete	Roofing	Red	Above Courtroom Ent.
2952	C	18049	1st Layer	Brick - Tan	0	1st Floor	Perimete	Brick	Tan	Bricked in windows - back parking
2953	H	18050	1st Layer	Brick - Tan	0	1st Floor	Perimete	Brick	Tan	Bricked in windows - back parking
2954	H	18051	1st Layer	Brick - Tan	0	1st Floor	Perimete	Brick	Tan	Bricked in windows - back parking
2955	H	18052	1st Layer	Mortar	0	1st Floor	Perimete	Mortar	Tan	Bricked in windows - back parking
2956	H	18053	1st Layer	Mortar	0	1st Floor	Perimete	Mortar	Tan	Bricked in windows - back parking
2957	H	18054	1st Layer	Mortar	0	1st Floor	Perimete	Mortar	Tan	Bricked in windows - back parking
2958	C	18055	1st Layer	Piant - Tan	0	2nd Floor	Hallway	Paster	Tan	Btw C201 & C202
2959	C	18055	2nd Layer	Plaster	10	2nd Floor	Hallway	Paster	Tan	Btw C201 & C202
2960	C	18056	1st Layer	Piant - Tan	0	2nd Floor	C221	Paster	Tan	
2961	C	18056	2nd Layer	Plaster	10	2nd Floor	C221	Paster	Tan	
2962	C	18057	1st Layer	Piant - Tan	0	3rd Floor	Hallway	Paster	Tan	Across C304
2963	C	18057	2nd Layer	Plaster	10	3rd Floor	Hallway	Paster	Tan	Across C304
2964	H	18058	1st Layer	Piant - Tan	0	3rd Floor	H340	Paster	Tan	
2965	H	18058	2nd Layer	Plaster	10	3rd Floor	H340	Paster	Tan	
2966	H	18059	1st Layer	Piant - Tan	0	2nd Floor	H219	Paster	Tan	
2967	H	18059	2nd Layer	Plaster	10	2nd Floor	H219	Paster	Tan	
2968	H	18060	1st Layer	Piant - Tan	0	2nd Floor	H117	Concrete	Tan	
2969	H	18060	2nd Layer	Concrete	0	2nd Floor	H117	Concrete	Tan	
2970	B	18061	1st Layer	Piant - Tan	0	2nd Floor	B264	Concrete	Gray	
2971	B	18061	2nd Layer	Concrete	0	2nd Floor	B264	Concrete	Gray	
2972	B	18062	1st Layer	Piant - Tan	0	1st Floor	B143	Concrete	Gray	
2973	B	18062	2nd Layer	Concrete	0	1st Floor	B143	Concrete	Gray	
2974	B	18063	1st Layer	Piant - Tan	0	1st Floor	Hallway-	Concrete	Gray	Btw B155 and Vending
2975	B	18063	2nd Layer	Concrete	Trace	1st Floor	Hallway-	Concrete	Gray	Btw B155 and Vending
2976	B	18064	1st Layer	Pipe Insulation - Foil	10	Basement	B005	TSI	White	5" - 1st pipe left of light
2977	B	18064	2nd Layer	Fiberglass	0	Basement	B005	TSI	White	5" - 1st pipe left of light
2978	B	18065	1st Layer	Pipe Insulation - Foil	10	Basement	B005	TSI	White	6" - 2nd pipe left of light
2979	B	18065	2nd Layer	Fiberglass	0	Basement	B005	TSI	White	6" - 2nd pipe left of light
2980	B	18066	1st Layer	Pipe Insulation - Foil	10	Basement	B005	TSI	White	6" - 3r pipe left of light
2981	B	18066	2nd Layer	Fiberglass	0	Basement	B005	TSI	White	6" - 3r pipe left of light
2982	B	18067	1st Layer	Pipe Insulation - Foil	10	Basement	B005	TSI	White	3 1/2" - 4th pipe
2983	B	18067	2nd Layer	Fiberglass	0	Basement	B005	TSI	White	3 1/2" - 4th pipe
2984	B	18068	1st Layer	Pipe Insulation - Foil	10	Basement	B005	TSI	White	3 1/2" - 5th pipe
2985	B	18068	2nd Layer	Fiberglass	0	Basement	B005	TSI	White	3 1/2" - 5th pipe
2986	B	18069	1st Layer	Pipe Insulation Bulk - G	Trace	Basement	B005	TSI	White	Elbow - 5th pipe
2987	B	18070	1st Layer	Pipe Insulation Bulk - G	Trace	Basement	B005	TSI	White	Elbow - 5th pipe
2988	B	18071	1st Layer	Pipe Insulation Bulk - G	Trace	Basement	B005	TSI	White	Elbow - 4th pipe
2989	B	18072	1st Layer	Pipe Insulation Backing	30	Basement	B005	TSI	Black	Elbow - 3rd pipe
2990	B	18072	2nd Layer	Fiberglass	0	Basement	B005	TSI	Black	Elbow - 3rd pipe
2991	B	18073	1st Layer	Pipe Insulation Backing	30	Basement	B005	TSI	Black	Elbow - 2nd pipe
2992	B	18073	2nd Layer	Fiberglass	0	Basement	B005	TSI	Black	Elbow - 2nd pipe
2993	B	18074	1st Layer	Pipe Insulation Foil - W	10	Basement	B005	TSI	White	Straight pipe left of light

	A	B	C	D	E	F Everything	G	H	I	J
1	Building	Sampling I	Layer	Sample Description	% Asbestos	Floor	Room	Material	Color	Field Description
2994	B	18074	2nd Layer	Mastic - Dark	60	Basement	B005	TSI	White	Straight pipe left of light
2995	C	18075	1st Layer	Pipe Insulation Foil - W	10	1st Floor	Stairwell	TSI	White	Pipe under stairs 2nd from bottom
2996	C	18075	2nd Layer	Mastic - Dark	30	1st Floor	Stairwell	TSI	White	Pipe under stairs 2nd from bottom
2997	C	18076	1st Layer	Pipe Insulation Foil - W	10	1st Floor	Stairwell	TSI	White	Pipe under stairs 3rd from bottom
2998	C	18076	2nd Layer	Mastic - Dark	30	1st Floor	Stairwell	TSI	White	Pipe under stairs 3rd from bottom
2999	C	18077	1st Layer	Pipe Insulation Foil - W	10	1st Floor	Stairwell	TSI	White	Pipe under stairs 2nd from bottom
3000	C	18077	2nd Layer	Mastic - Dark	30	1st Floor	Stairwell	TSI	White	Pipe under stairs 2nd from bottom
3001	B	18078	1st Layer	Pipe Insulation Fabric -	10	Basement	Boiler R	TSI	White	"L" joint below top tank
3002	B	18078	2nd Layer	Pipe Insultation Bulk - V	10	Basement	Boiler R	TSI	White	"L" joint below top tank
3003	B	18079	1st Layer	Pipe Insulation Fabric -	10	Basement	Boiler R	TSI	White	On top tank
3004	B	18079	2nd Layer	Pipe Insultation Bulk - V	10	Basement	Boiler R	TSI	White	On top tank
3005	B	18080	1st Layer	Pipe Insulation Fabric -	10	Basement	Boiler R	TSI	White	On middle tank
3006	B	18080	2nd Layer	Pipe Insultation Bulk - V	15	Basement	Boiler R	TSI	White	On middle tank
3007	B	18081	1st Layer	Pipe Insulation Fabric -	Trace	Basement	Boiler R	TSI	White	"T" joint btw top & middle tank
3008	B	18081	2nd Layer	Pipe Insultation Bulk - V	10	Basement	Boiler R	TSI	White	"T" joint btw top & middle tank
3009	B	18082	1st Layer	Pipe Insulation Fabric -	3	Basement	Boiler R	TSI	White	Elbow above wooden scaffolding
3010	B	18082	2nd Layer	Pipe Insultation Bulk - V	10	Basement	Boiler R	TSI	White	Elbow above wooden scaffolding
3011	B	18083	1st Layer	Pipe Insulation Fabric -	Trace	Basement	Boiler R	TSI	White	On square air vent
3012	B	18083	2nd Layer	Pipe Insultation Bulk - V	10	Basement	Boiler R	TSI	White	On square air vent
3013	B	18084	1st Layer	Pipe Insulation Paper	60	Basement	Boiler R	TSI	White	Pipe directly under air vent
3014	B	18084	2nd Layer	Pipe Insultation Bulk - V	60	Basement	Boiler R	TSI	White	Pipe directly under air vent
3015	B	18085	1st Layer	Pipe Insulation Paper	60	Basement	Boiler R	TSI	White	On rectangular protrusion
3016	B	18085	2nd Layer	Pipe Insultation Bulk - V	60	Basement	Boiler R	TSI	White	On rectangular protrusion
3017	B	18086	1st Layer	Pipe Insultation Bulk - V	40	Basement	Boiler R	TSI	White	On end of pipe below 18082
3018	B	18087	1st Layer	Pipe Insulation Mineral	0	Basement	Boiler R	TSI	Gray	Inside boiler #3
3019	B	18088	1st Layer	Pipe Insulation Foil - W	20	Basement	Boiler R	TSI	Yellow	16 sided pipe
3020	B	18088	2nd Layer	Pipe Insulation Bulk - B	20	Basement	Boiler R	TSI	Yellow	16 sided pipe
3021	B	18089	1st Layer	Pipe Insulation Foil - W	10	Basement	Boiler H	TSI	Yellow	16 sided pipe - above & right of 18088
3022	B	18089	2nd Layer	Pipe Insulation Bulk - B	10	Basement	Boiler H	TSI	Yellow	16 sided pipe - above & right of 18088
3023	B	18090	1st Layer	Pipe Insulation Fabric -	40	Basement	Boiler H	TSI	White	round pipe behind/below 18089
3024	B	18090	2nd Layer	Pipe Insultation Bulk - V	30	Basement	Boiler H	TSI	White	round pipe behind/below 18089
3025	B	18091	1st Layer	Pipe Insulation Fabric -	40	Basement	Boiler H	TSI	Green	round pipe behind 18088
3026	B	18091	2nd Layer	Pipe Insultation Bulk - V	20	Basement	Boiler H	TSI	Green	round pipe behind 18088
3027	B	18092	1st Layer	Pipe Insulation Foil - W	40	Basement	Boiler H	TSI	Green	bottom round pipe below 18089
3028	B	18092	2nd Layer	Fiberglass	0	Basement	Boiler H	TSI	Green	bottom round pipe below 18089
3029	B	18093	1st Layer	Pipe Insulation Fabric -	10	Basement	Boiler H	TSI	Pink	knee-level round pipe
3030	B	18093	2nd Layer	Fiberglass	0	Basement	Boiler H	TSI	Pink	knee-level round pipe
3031	B	18094	1st Layer	Pipe Insulation Fabric -	40	Basement	Boiler H	TSI	Red	top round pipe behind/above
3032	B	18094	2nd Layer	Pipe Insultation Bulk - V	20	Basement	Boiler H	TSI	Red	top round pipe behind/above
3033	B	18095	1st Layer	Pipe Insultation - Black	10	Basement	Boiler H	TSI	Black	lower elbow of bottom yellow 16 sided
3034	B	18095	2nd Layer	Pipe Insultation Bulk - B	10	Basement	Boiler H	TSI	Black	lower elbow of bottom yellow 16 sided
3035	B	18096	1st Layer	Pipe Insultation - Black	10	Basement	Boiler H	TSI	Brown	upper elbow of bottom yellow 16 sided
3036	B	18096	2nd Layer	Pipe Insultation Bulk - B	10	Basement	Boiler H	TSI	Brown	upper elbow of bottom yellow 16 sided
3037	B	18097	1st Layer	Pipe Insulation - Black	20	Basement	Boiler H	TSI	Brown	elbow of upper yellow 16 sided

	A	B	C	D	E	F Everything	G	H	I	J
1	Building	Sampling I	Layer	Sample Description	% Asbestos	Floor	Room	Material	Color	Field Description
3038	B	18097	2nd Layer	Pipe Insultation Bulk - E	20	Basement	Boiler Ha	TSI	Brown	elbow of upper yellow 16 sided
3039	B	18098	1st Layer	Pipe Insulation Fabric -	40	Basement	Boiler Ha	TSI	Red	Vertical end of top red round pipe
3040	B	18098	2nd Layer	Pipe Insultation Bulk - V	20	Basement	Boiler Ha	TSI	Red	Vertical end of top red round pipe
3041	B	18099	1st Layer	Pipe Insulation Fabric -	10	Basement	Boiler Ha	TSI	Green	Elbow of green round pipe
3042	B	18099	2nd Layer	Pipe Insultation Bulk - V	20	Basement	Boiler Ha	TSI	Green	Elbow of green round pipe
3043	B	18100	1st Layer	Pipe Insultation Rubber	Trace	Basement	Boiler Ha	TSI	Black	Elbow right of 18096
3044	B	18100	2nd Layer	Tar	Trace	Basement	Boiler Ha	TSI	Black	Elbow right of 18096
3045	B	18101	1st Layer	Pipe Insulation Foil - W	0	Basement	Boiler Ro	TSI	White	Vertical pipe next to outside door
3046	B	18101	2nd Layer	Fiberglass	0	Basement	Boiler Ro	TSI	White	Vertical pipe next to outside door
3047	B	18102	1st Layer	Pipe Insulation Foil - W	10	Basement	Boiler Ro	TSI	Gray	Horizontal pipe next to ICE cooler
3048	B	18102	2nd Layer	Fiberglass	0	Basement	Boiler Ro	TSI	Gray	Horizontal pipe next to ICE cooler
3049	B	18103	1st Layer	Pipe Insultation - Black	40	Basement	Boiler Ro	TSI	Black	Vertical pipe next to ICE cooler
3050	B	18103	2nd Layer	Pipe Insultation Bulk - E	60	Basement	Boiler Ro	TSI	Black	Vertical pipe next to ICE cooler
3051	B	18104	1st Layer	Pipe Insulation Foil - W	10	Basement	Boiler Ro	TSI	White	Vertical at valve next ot ICE cooler
3052	B	18104	2nd Layer	Fiberglass	0	Basement	Boiler Ro	TSI	White	Vertical at valve next ot ICE cooler
3053	B	18105	1st Layer	Ceiling Material - ?????	Trace	Basement	Boiler Ro	TSI	White	Vertical next ot ICE cooler
3054	B	18106	1st Layer	Pipe Insulation Fabric -	30	Basement	Boiler Ro	TSI	White	Top of tank
3055	B	18106	2nd Layer	Pipe Insultation Bulk - V	60	Basement	Boiler Ro	TSI	White	Top of tank
3056	B	18107	1st Layer	Pipe Insulation Fabric -	30	Basement	Boiler Ro	TSI	White	Side of tank
3057	B	18107	2nd Layer	Pipe Insultation Bulk - V	30	Basement	Boiler Ro	TSI	White	Side of tank
3058	B	18108	1st Layer	Ceiling Material - White	0	Basement	Boiler Ro	TSI	White	Vertical run on small pipe infront of tank
3059	B	18108	2nd Layer	Fiberglass	0	Basement	Boiler Ro	TSI	White	Vertical run on small pipe infront of tank
3060	B	18109	1st Layer	Pipe Insulation Foil - W	40	Basement	Boiler Ro	TSI	White	Vertical pipe to left of Tunnel ent.
3061	B	18109	2nd Layer	Pipe Insultation Bulk - E	60	Basement	Boiler Ro	TSI	White	Vertical pipe to left of Tunnel ent.
3062	B	18110	1st Layer	Pipe Insulation Foil - W	20	Basement	Boiler Ro	TSI	White	Vertical pipe to left of Tunnel ent.
3063	B	18110	2nd Layer	Pipe Insultation Bulk - V	60	Basement	Boiler Ro	TSI	White	Vertical pipe to left of Tunnel ent.
3064	B	18111	1st Layer	Pipe Insulation Foil - W	10	Basement	Boiler Ro	TSI	White	Horizontal run at valve - left of ent.
3065	B	18111	2nd Layer	Pipe Insultation Bulk - E	10	Basement	Boiler Ro	TSI	White	Horizontal run at valve - left of ent.
3066	B	18112	1st Layer	Pipe Insulation Foil	0	Basement	Boiler Ro	TSI	White	Horizontal run right of valve - left of ent.
3067	B	18112	2nd Layer	Pipe Insultation Bulk	10	Basement	Boiler Ro	TSI	White	Horizontal run right of valve - left of ent.
3068	B	18113	1st Layer	Pipe Insulation Foil - W	10	Basement	Boiler Ro	TSI	White	Vertical run next to tunnel ent.
3069	B	18113	2nd Layer	Pipe Insultation Bulk - E	10	Basement	Boiler Ro	TSI	White	Vertical run next to tunnel ent.
3070	B	18114	1st Layer	Pipe Insulation Foil - W	10	Basement	Boiler Ro	TSI	White	Vertical run next to tunnel ent.
3071	B	18115	1st Layer	Pipe Insultation Caulk	10	Basement	Boiler Ro	TSI	White	Horizontal pipe - left of tunnel ent.
3072	B	18115	2nd Layer	Fiberglass	0	Basement	Boiler Ro	TSI	White	Horizontal pipe - left of tunnel ent.
3073	B	18116	1st Layer	Pipe Insultation Caulk	10	Basement	Boiler Ro	TSI	White	Horizontal pipe - left of tunnel ent.
3074	B	18116	2nd Layer	Fiberglass	0	Basement	Boiler Ro	TSI	White	Horizontal pipe - left of tunnel ent.
3075	B	18117	1st Layer	Pipe Insulation Foil - W	10	Basement	Boiler Ro	TSI	White	Vertical run behind wheelborrow
3076	B	18117	2nd Layer	Fiberglass	0	Basement	Boiler Ro	TSI	White	Vertical run behind wheelborrow
3077	B	18118	1st Layer	Pipe Insulation Foil - W	10	Basement	Boiler Ro	TSI	White	left of entrance to tunnel
3078	B	18118	2nd Layer	Fiberglass	0	Basement	Boiler Ro	TSI	White	left of entrance to tunnel
3079	B	18119	1st Layer	Pipe Insulation Foil - W	10	Basement	Boiler Ro	TSI	White	Elbow - at left of entrance to tunnel
3080	B	18119	2nd Layer	Pipe Insultation Bulk - V	30	Basement	Boiler Ro	TSI	White	Elbow - at left of entrance to tunnel
3081	B	18120	1st Layer	Pipe Insulation Foil - W	10	Basement	Boiler Ro	TSI	White	Horizontal run - at left of ent. to tunnel

	A	B	C	D	E	F Everything	G	H	I	J
1	Building	Sampling I	Layer	Sample Description	% Asbestos	Floor	Room	Material	Color	Field Description
3082	B	18120	2nd Layer	Pipe Insultation Bulk - V	40	Basement	Boiler Ro	TSI	White	Horizontal run - at left of ent. to tunnel
3083	B	18121	1st Layer	Pipe Insulation Foil - W	10	Basement	Boiler Ro	TSI	White	Vertical run next to valve left of tunnel ent.
3084	B	18121	2nd Layer	Fiberglass	0	Basement	Boiler Ro	TSI	White	Vertical run next to valve left of tunnel ent.
3085	B	18122	1st Layer	Pipe Insulation Foil - W	10	Basement	Boiler Ro	TSI	White	Vertical end cap next to Hallway door
3086	B	18122	2nd Layer	Fiberglass	0	Basement	Boiler Ro	TSI	White	Vertical end cap next to Hallway door
3087	B	18123	1st Layer	Pipe Insulation Foil - W	10	Basement	Boiler Ro	TSI	White	Horizontal run 12ft high @ ent to street
3088	B	18123	2nd Layer	Fiberglass	0	Basement	Boiler Ro	TSI	White	Horizontal run 12ft high @ ent to street
3089	B	18124	1st Layer	Pipe Insulation Foil - W	10	Basement	Boiler Ro	TSI	White	At valve 12ft high @ ent to street
3090	B	18124	2nd Layer	Fiberglass	0	Basement	Boiler Ro	TSI	White	At valve 12ft high @ ent to street
3091	B	18125	1st Layer	Pipe Insulation Foil - W	10	Basement	Boiler Ro	TSI	White	Elbow 12ft high @ ent to street
3092	B	18125	2nd Layer	Fiberglass	0	Basement	Boiler Ro	TSI	White	Elbow 12ft high @ ent to street
3093	B	18126	1st Layer	Pipe Insulation Foil - W	10	Basement	Boiler Ro	TSI	White	Horizontal run 12ft high @ ent to street
3094	B	18126	2nd Layer	Fiberglass	0	Basement	Boiler Ro	TSI	White	Horizontal run 12ft high @ ent to street
3095	B	18127	1st Layer	Pipe Insulation Foil - W	10	Basement	Boiler Ro	TSI	White	Horizontal run 12ft high @ ent to street
3096	B	18127	2nd Layer	Fiberglass	0	Basement	Boiler Ro	TSI	White	Horizontal run 12ft high @ ent to street
3097	B	18128	1st Layer	Pipe Insulation Foil - Gr	10	Basement	Boiler Ro	TSI	White	Horizontal run 12ft high @ ent to street
3098	B	18128	2nd Layer	Fiberglass	0	Basement	Boiler Ro	TSI	White	Horizontal run 12ft high @ ent to street
3099	B	18129	1st Layer	Pipe Insulation Foil - W	10	Basement	Boiler Ro	TSI	White	End Cap 12ft high @ ent to street
3100	B	18129	2nd Layer	Pipe Insultation Bulk - V	60	Basement	Boiler Ro	TSI	White	End Cap 12ft high @ ent to street
3101	B	18130	1st Layer	Pipe Insulation Foil - W	10	Basement	Boiler Ro	TSI	White	Elbow in front of 18129
3102	B	18130	2nd Layer	Pipe Insultation Bulk - V	60	Basement	Boiler Ro	TSI	White	Elbow in front of 18129
3103	B	18131	1st Layer	Pipe Insulation Foil - W	10	Basement	Boiler Ro	TSI	White	Around valve 12ft @ ent. To street
3104	B	18131	2nd Layer	Pipe Insultation Bulk - V	60	Basement	Boiler Ro	TSI	White	Around valve 12ft @ ent. To street
3105	B	18132	1st Layer	Pipe Insulation Foil - W	10	Basement	Boiler Ro	TSI	White	At open exhaust pipe - 12ft next to street
3106	B	18132	2nd Layer	Pipe Insultation Bulk - E	20	Basement	Boiler Ro	TSI	White	At open exhaust pipe - 12ft next to street
3107	B	18133	1st Layer	Pipe Insulation Foil - W	10	Basement	Boiler Ro	TSI	White	At open exhaust pipe - 12ft next to street
3108	B	18133	2nd Layer	Pipe Insultation Bulk - E	20	Basement	Boiler Ro	TSI	White	At open exhaust pipe - 12ft next to street
3109	B	18134	1st Layer	Pipe Insulation Foil - W	10	Basement	Boiler Ro	TSI	White	Horizontal run 12ft next to breaker box
3110	B	18134	2nd Layer	Pipe Insultation Bulk - V	60	Basement	Boiler Ro	TSI	White	Horizontal run 12ft next to breaker box
3111	B	18135	1st Layer	Pipe Insulation Foil - W	10	Basement	Boiler Ro	TSI	White	Vertical run 16ft next to breaker box
3112	B	18135	2nd Layer	Pipe Insultation Bulk - V	60	Basement	Boiler Ro	TSI	White	Vertical run 16ft next to breaker box
3113	B	18136	1st Layer	Pipe Insulation Foil - W	10	Basement	Boiler Ro	TSI	White	Vertical run 16ft next to breaker box
3114	B	18136	2nd Layer	Pipe Insultation Bulk - V	80	Basement	Boiler Ro	TSI	White	Vertical run 16ft next to breaker box
3115	B	18137	1st Layer	Pipe Insulation Foil - W	10	Basement	Boiler Ro	TSI	White	Horizontal run 12ft next to breaker box
3116	B	18137	2nd Layer	Pipe Insultation Bulk - V	60	Basement	Boiler Ro	TSI	White	Horizontal run 12ft next to breaker box
3117	B	18138	1st Layer	Pipe Insulation Foil - W	10	Basement	Boiler Ro	TSI	White	Vertical run 16ft next to breaker box
3118	B	18138	2nd Layer	Pipe Insultation Bulk - V	60	Basement	Boiler Ro	TSI	White	Vertical run 16ft next to breaker box
3119	B	18139	1st Layer	Pipe Insulation Foil - W	10	Basement	Boiler Ro	TSI	White	Vertical run 16ft next to breaker box
3120	B	18139	2nd Layer	Pipe Insultation Bulk - V	40	Basement	Boiler Ro	TSI	White	Vertical run 16ft next to breaker box
3121	B	18140	1st Layer	Pipe Insulation Foil - W	10	Basement	Boiler Ro	TSI	White	Horizontal run 16ft next to breaker box
3122	B	18140	2nd Layer	Pipe Insultation Bulk - V	60	Basement	Boiler Ro	TSI	White	Horizontal run 16ft next to breaker box
3123	B	18141	1st Layer	Pipe Insulation Foil - W	10	Basement	Boiler Ro	TSI	White	Horizontal run 14ft right of tunnel ent.
3124	B	18141	2nd Layer	Pipe Insultation Bulk - E	30	Basement	Boiler Ro	TSI	White	Horizontal run 14ft right of tunnel ent.
3125	B	18142	1st Layer	Pipe Insulation Foil - W	10	Basement	Boiler Ro	TSI	White	Horizontal run 14ft right of tunnel ent.

	A	B	C	D	E	F Everything	G	H	I	J
1	Building	Sampling I	Layer	Sample Description	% Asbestos	Floor	Room	Material	Color	Field Description
3126	B	18142	2nd Layer	Pipe Insultation Bulk - E	30	Basement	Boiler R	TSI	White	Horizontal run 14ft right of tunnel ent.
3127	B	18143	1st Layer	Pipe Insulation Foil - W	10	Basement	Boiler R	TSI	White	Elbow 14ft right of tunnel ent.
3128	B	18143	2nd Layer	Pipe Insultation Bulk - E	30	Basement	Boiler R	TSI	White	Elbow 14ft right of tunnel ent.
3129	B	18144	1st Layer	Pipe Insulation Fabric -	10	Basement	Boiler R	TSI	White	Horizontal run 14ft right of tunnel ent.
3130	B	18144	2nd Layer	Pipe Insultation Bulk - V	60	Basement	Boiler R	TSI	White	Horizontal run 14ft right of tunnel ent.
3131	B	18145	1st Layer	Pipe Insulation Fabric -	10	Basement	Boiler R	TSI	White	Elbow 14ft right of tunnel ent.
3132	B	18145	2nd Layer	Pipe Insultation Bulk - V	80	Basement	Boiler R	TSI	White	Elbow 14ft right of tunnel ent.
3133	B	18146	1st Layer	Pipe Insulation Fabric -	10	Basement	Boiler R	TSI	White	Horizontal run 14ft right of tunnel ent.
3134	B	18146	2nd Layer	Pipe Insultation Bulk - V	60	Basement	Boiler R	TSI	White	Horizontal run 14ft right of tunnel ent.
3135	B	18147	1st Layer	Pipe Insulation Fabric -	10	Basement	Boiler R	TSI	White	Horizontal run 14ft right of tunnel ent.
3136	B	18147	2nd Layer	Pipe Insultation Bulk - V	60	Basement	Boiler R	TSI	White	Horizontal run 14ft right of tunnel ent.
3137	B	18148	1st Layer	Pipe Insulation Fabric -	10	Basement	Boiler R	TSI	White	On Valve 14ft right of tunnel ent.
3138	B	18148	2nd Layer	Pipe Insultation Bulk - V	80	Basement	Boiler R	TSI	White	On Valve 14ft right of tunnel ent.
3139	B	18149	1st Layer	Pipe Insulation Fabric -	10	Basement	Boiler R	TSI	White	Horizontal run 14ft right of tunnel ent.
3140	B	18149	2nd Layer	Pipe Insultation Bulk - V	80	Basement	Boiler R	TSI	White	Horizontal run 14ft right of tunnel ent.
3141	B	18150	1st Layer	Pipe Insulation Foil - W	40	Basement	Boiler R	TSI	White	Horizontal run 14ft right of tunnel ent.
3142	B	18150	2nd Layer	Fiberglass	0	Basement	Boiler R	TSI	White	Horizontal run 14ft right of tunnel ent.
3143	B	18151	1st Layer	Pipe Insulation - Pink	30	Basement	Boiler R	TSI	White	Vertical pipe 15ft btw generator/bench
3144	B	18151	2nd Layer	Fiberglass	0	Basement	Boiler R	TSI	White	Vertical pipe 15ft btw generator/bench
3145	B	18152	1st Layer	Pipe Insulation Foil - W	10	Basement	Boiler R	TSI	White	Elbow above 18151
3146	B	18152	2nd Layer	Pipe Insultation Bulk - V	40	Basement	Boiler R	TSI	White	Elbow above 18151
3147	B	18153	1st Layer	Pipe Insulation Foil - W	10	Basement	Boiler R	TSI	White	Elbow below 18151
3148	B	18153	2nd Layer	Pipe Insultation Bulk - V	30	Basement	Boiler R	TSI	White	Elbow below 18151
3149	B	18154	1st Layer	Pipe Insulation Foil - W	10	Basement	Boiler R	TSI	White	Pipe right of 18153
3150	B	18154	2nd Layer	Fiberglass	0	Basement	Boiler R	TSI	White	Pipe right of 18153
3151	B	18155	1st Layer	Pipe Insulation Foil - W	10	Basement	Boiler R	TSI	White	Floor at work bench
3152	B	18155	2nd Layer	Pipe Insultation Bulk - V	30	Basement	Boiler R	TSI	White	Floor at work bench
3153	B	18156	1st Layer	Pipe Insulation Foil - W	10	Basement	Boiler R	TSI	White	Elbow 5ft right of 18153
3154	B	18156	2nd Layer	Pipe Insultation Bulk - V	30	Basement	Boiler R	TSI	White	Elbow 5ft right of 18153
3155	B	18157	1st Layer	Pipe Insulation Foil - W	10	Basement	Boiler R	TSI	White	Pipe directly below 18156
3156	B	18157	2nd Layer	Fiberglass	0	Basement	Boiler R	TSI	White	Pipe directly below 18156
3157	B	18158	1st Layer	Pipe Insulation - Black	30	Basement	Boiler R	TSI	White	Elbow of round air vent
3158	B	18158	2nd Layer	Pipe Insultation Bulk - E	30	Basement	Boiler R	TSI	White	Elbow of round air vent
3159	B	18159	1st Layer	Pipe Insulation Foil - W	10	Basement	Boiler R	TSI	White	Widest vertical pipe atop boiler #3
3160	B	18159	2nd Layer	Pipe Insultation Bulk - V	40	Basement	Boiler R	TSI	White	Widest vertical pipe atop boiler #3
3161	B	18160	1st Layer	Pipe Insulation Foil - W	20	Basement	Boiler R	TSI	White	thinner vertical pipe across from 18159
3162	B	18160	2nd Layer	Fiberglass	0	Basement	Boiler R	TSI	White	thinner vertical pipe across from 18159
3163	B	18161	1st Layer	Pipe Insulation Foil - W	10	Basement	Boiler R	TSI	White	Elbow above 18160
3164	B	18161	2nd Layer	Pipe Insultation Bulk - V	10	Basement	Boiler R	TSI	White	Elbow above 18160
3165	B	18162	1st Layer	Pipe Insulation Foil - W	10	Basement	Boiler R	TSI	White	Btw valve & high pressure steam pipe
3166	B	18162	2nd Layer	Fiberglass	0	Basement	Boiler R	TSI	White	Btw valve & high pressure steam pipe
3167	B	18163	1st Layer	Pipe Insulation Foil - W	10	Basement	Boiler R	TSI	White	High pressure steam pipe across 18159
3168	B	18163	2nd Layer	Fiberglass	0	Basement	Boiler R	TSI	White	High pressure steam pipe across 18159
3169	B	18164	1st Layer	Pipe Insulation Foil - W	10	Basement	Boiler R	TSI	White	Pipe above & perp to boiler #3

	A	B	C	D	E	F Everything	G	H	I	J
1	Building	Sampling	Layer	Sample Description	% Asbestos	Floor	Room	Material	Color	Field Description
3170	B	18164	2nd Layer	Fiberglass	0	Basement	Boiler R	TSI	White	Pipe above & perp to boiler #3
3171	B	18165	1st Layer	Pipe Insulation - ?????'	10	Basement	Boiler R	TSI	White	patch on vertical pipe from high pressure
3172	B	18165	2nd Layer	Pipe Insultation Bulk - V	10	Basement	Boiler R	TSI	White	patch on vertical pipe from high pressure
3173	B	18166	1st Layer	Pipe Insulation - ?????'	10	Basement	Boiler Ha	TSI	Red	Vertical yellow pipe opp. Transformer room
3174	B	18166	2nd Layer	Pipe Insultation Bulk - E	20	Basement	Boiler Ha	TSI	Red	Vertical yellow pipe opp. Transformer room
3175	B	18167	1st Layer	Pipe Insulation - ?????'	10	Basement	Boiler Ha	TSI	Brown	Elbow of 18166
3176	B	18167	2nd Layer	Pipe Insultation Bulk - E	20	Basement	Boiler Ha	TSI	Brown	Elbow of 18166
3177	B	18168	1st Layer	Pipe Insulation - ?????'	10	Basement	Boiler Ha	TSI	Brown	Valve right 18167
3178	B	18168	2nd Layer	Pipe Insultation Bulk - E	10	Basement	Boiler Ha	TSI	Brown	Valve right 18167
3179	B	18169	1st Layer	Pipe Insulation Foil - W	10	Basement	Boiler Ha	TSI	Brown	Busted chillwater sypply pipe
3180	B	18169	2nd Layer	Pipe Insultation Bulk - E	30	Basement	Boiler Ha	TSI	Brown	Busted chillwater sypply pipe
3181	B	18170	1st Layer	Pipe Insulation Foil - W	10	Basement	Boiler Ha	TSI	Brown	Right of 18169
3182	B	18170	2nd Layer	Pipe Insultation Bulk - E	30	Basement	Boiler Ha	TSI	Brown	Right of 18169
3183	B	18171	1st Layer	Pipe Insulation Fabric -	10	Basement	Boiler Ha	TSI	Pink	Elbow of pipe perp. To chillwater supply
3184	B	18171	2nd Layer	Pipe Insultation Bulk - V	10	Basement	Boiler Ha	TSI	Pink	Elbow of pipe perp. To chillwater supply
3185	B	18172	1st Layer	Pipe Insulation - Black	20	Basement	Boiler Ha	TSI	Black	Valve 3ft behind 18166
3186	B	18172	2nd Layer	Pipe Insultation Bulk - E	30	Basement	Boiler Ha	TSI	Black	Valve 3ft behind 18166
3187	B	18173	1st Layer	Pipe Insulation - Black	20	Basement	Boiler Ha	TSI	Black	Valve behind 18172
3188	B	18173	2nd Layer	Pipe Insultation Bulk - E	40	Basement	Boiler Ha	TSI	Black	Valve behind 18172
3189	B	18174	1st Layer	Pipe Insulation Foil - W	10	Basement	Boiler Ha	TSI	Pink	Vertical pipe 10 ft from floor drain
3190	B	18174	2nd Layer	Pipe Insultation Bulk - V	10	Basement	Boiler Ha	TSI	Pink	Vertical pipe 10 ft from floor drain
3191	B	18175	1st Layer	Pipe Insulation - Black	10	Basement	Boiler Ha	TSI	Black	On valve of pink pipe left of chiller
3192	B	18175	2nd Layer	Mastic - ???????????	20	Basement	Boiler Ha	TSI	Black	On valve of pink pipe left of chiller
3193	C	18176	1st Layer	Concrete	Trace	1st Floor	C127	Plaster	Gray/White	to wire mesh
3194	C	18176	2nd Layer	Plaster - Green/White	10	1st Floor	C127	Plaster	Gray/White	to wire mesh
3195	C	18177	1st Layer	Paint - Taupe	0	1st Floor	Hallway	Sheetrock	White	Across C120
3196	C	18177	2nd Layer	Sheetrock	20	1st Floor	Hallway	Sheetrock	White	Across C120
3197	C	18177	3rd Layer	Paper Backing	0	1st Floor	Hallway	Sheetrock	White	Across C120
3198	H	18178	1st Layer	Paint - Tan	0	1st Floor	Hallway	Sheetrock	White	
3199	H	18178	2nd Layer	Sheetrock	10	1st Floor	Hallway	Sheetrock	White	
3200	H	18178	3rd Layer	Paper Backing	0	1st Floor	Hallway	Sheetrock	White	
3201	H	18179	1st Layer	Concrete	0	1st Floor	H117	Plaster	White	By Window to brick
3202	H	18179	2nd Layer	Plaster - White	3	1st Floor	H117	Plaster	White	By Window to brick
3203	B	18180	1st Layer	Paint - Tan	0	1st Floor	B147E	Sheetrock	White	
3204	B	18180	2nd Layer	Sheetrock	10	1st Floor	B147E	Sheetrock	White	
3205	B	18180	3rd Layer	Paper Backing	0	1st Floor	B147E	Sheetrock	White	
3206	B	18181	1st Layer	Paint/Plaster - Cream	10	1st Floor	B163	Plaster	White	
3207	B	18182	1st Layer	Paint - Taupe	0	Basement	Hallway	Sheetrock	White	Btw B006-B007
3208	B	18182	2nd Layer	Sheetrock	10	Basement	Hallway	Sheetrock	White	Btw B006-B007
3209	B	18182	3rd Layer	Paper Backing	0	Basement	Hallway	Sheetrock	White	Btw B006-B007
3210	B	18183	1st Layer	Paint/Plaster - Tan	10	Basement	B007B	Plaster	White	No wire mesh
3211	B	18183	2nd Layer	Concrete Backing	0	Basement	B007B	Plaster	White	No wire mesh
3212	B	18184	1st Layer	Concrete	0	2nd Floor	B264	Plaster	Gray	to wire mesh
3213	B	18184	2nd Layer	Plaster - Green/White	5	2nd Floor	B264	Plaster	Gray	to wire mesh

	A	B	C	D	E	F Everything	G	H	I	J
1	Building	Sampling I	Layer	Sample Description	% Asbestos	Floor	Room	Material	Color	Field Description
3214	B	18185	1st Layer	Paint - Tan	0	2nd Floor	Hallway	Sheetrock	Gray	By B262
3215	B	18185	2nd Layer	Sheetrock	10	2nd Floor	Hallway	Sheetrock	Gray	By B262
3216	B	18185	3rd Layer	Paper Backing	Trace	2nd Floor	Hallway	Sheetrock	Gray	By B262
3217	H	18186	1st Layer	Sheetrock	0	2nd Floor	Hallway	Sheetrock	White	And Plaster
3218	H	18186	2nd Layer	Paster	10	2nd Floor	Hallway	Sheetrock	White	And Plaster
3219	H	18186	3rd Layer	Sheetrock - Grey	0	2nd Floor	Hallway	Sheetrock	White	And Plaster
3220	H	18186	4th Layer	Tape/Mud	0	2nd Floor	Hallway	Sheetrock	White	And Plaster
3221	H	18187	1st Layer	Concrete	0	2nd Floor	H219	Plaster	White	No wire mesh
3222	H	18187	2nd Layer	Plaster - Peach	Trace	2nd Floor	H219	Plaster	White	No wire mesh
3223	H	18188	1st Layer	Concrete	0	3rd Floor	H351	Plaster	White	
3224	H	18188	2nd Layer	Paint/Plaster - Tan/Whi	Trace	3rd Floor	H351	Plaster	White	
3225	H	18189	1st Layer	Sheetrock	0	3rd Floor	Hallway	Sheetrock	White	By Elevator Frame
3226	H	18189	2nd Layer	Paper Backing	0	3rd Floor	Hallway	Sheetrock	White	By Elevator Frame
3227	C	18190	1st Layer	Concrete	0	2nd Floor	C222	Plaster	Gray	to wire mesh
3228	C	18190	2nd Layer	Paint/Plaster - Taupe	10	2nd Floor	C222	Plaster	Gray	to wire mesh
3229	C	18191	1st Layer	Paint - Lt. Blue	0	2nd Floor	C210	Sheetrock	Brown	
3230	C	18191	2nd Layer	Sheetrock	Trace	2nd Floor	C210	Sheetrock	Brown	
3231	C	18191	3rd Layer	Paper Backing	0	2nd Floor	C210	Sheetrock	Brown	
3232	C	18192	1st Layer	Concrete	0	3rd Floor	Hallway	Plaster	Gray	Arcoss C317
3233	C	18192	2nd Layer	Plaster w/Glue - White	5	3rd Floor	Hallway	Plaster	Gray	Arcoss C317
3234	C	18193	1st Layer	Floor Tile - Lt. Brown	0	2nd Floor	Hallway	Floor Tile	Brown	Resample
3235	C	18193	2nd Layer	Mastic - Yellow	0	2nd Floor	Hallway	Floor Tile	Brown	Resample
3236	C	18194	1st Layer	Floor Tile - Lt. Brown	0	2nd Floor	Hallway	Floor Tile	Brown	Resample
3237	C	18194	2nd Layer	Mastic - Yellow	0	2nd Floor	Hallway	Floor Tile	Brown	Resample
3238	H	18195	1st Layer	Floor Tile - Lt. Brown	5	2nd Floor	Hallway	Floor Tile	Brown	Resample
3239	H	18195	2nd Layer	Mastic - Yellow	5	2nd Floor	Hallway	Floor Tile	Brown	Resample
3240	H	18196	1st Layer	Floor Tile - Lt. Brown	10	2nd Floor	Hallway	Floor Tile	Brown	Resample
3241	H	18196	2nd Layer	Mastic - Yellow	10	2nd Floor	Hallway	Floor Tile	Brown	Resample
3242	B	18197	1st Layer	Ceramic Tile - Brown M	0	1st Floor	B148A	Ceramic Tile	Multi	
3243	B	18197	2nd Layer	Grout - Gray	0	1st Floor	B148A	Ceramic Tile	Multi	
3244	B	18198	1st Layer	Ceramic Tile - Brown M	0	1st Floor	B148A	Ceramic Tile	Multi	
3245	B	18198	2nd Layer	Grout - Gray	0	1st Floor	B148A	Ceramic Tile	Multi	
3246	B	18199	1st Layer	Ceramic Tile - Brown M	0	1st Floor	B148A	Ceramic Tile	Multi	
3247	B	18199	2nd Layer	Grout - Gray	0	1st Floor	B148A	Ceramic Tile	Multi	

APPENDIX H

HATTIESBURG PUBLIC SAFETY COMPLEX

HATTIESBURG POLICE DEPARTMENT ■ HATTIESBURG MUNICIPAL COURT

HATTIESBURG MISSISSIPPI

ARCHITECTURAL SYMBOLS

- WINDOW TAG
- DOOR TAG
- GLAZING TAG
- ARCHITECTURAL NOTES
- FABRICATED RAILING DESIGNATION
- MODIFICATION DESIGNATION
- ROOM NAME AND NUMBER
- ADDENDA MODIFICATIONS
- NOTATION LINES
- COLUMN LINES
- WALL/PARTITION TYPES
- 102.41' VERTICAL ELEVATION
- CENTER LINE
- BUILDING SECTION
- INTERIOR ELEVATION
- INTERIOR ELEVATION
- WALL SECTION
- EXTERIOR ELEVATION
- MISCELLANEOUS SECTION
- AREA TO BE ENLARGED ON DRAWINGS

ABBREVIATIONS

A/C	AIR CONDITIONING
ADD'M	ADDENDUM
ADJ	ADJUSTABLE
AFF	ABOVE FIRST FLOOR
BD	BOARD
BLKG	BLOCKING
CJ	CONTROL JOINT
CLG.	CEILING
CMU	CONCRETE MASONRY UNIT
CONC	CONCRETE
CONT	CONTROL OR CONTINUOUS
CPT	CARPET
CTR	CENTER
DIM	DIMENSION
DN	DOWN
DS	DOWN SPOUT
DWGS	DRAWINGS
EA	EACH
EDF	ELECTRIC DRINKING FOUNTAIN
ELEC	ELECTRICAL
EQ	EQUAL
EXP	EXPOSED
FD	FLOOR DRAIN
FE	FIRE EXTINGUISHER
FFE	FINISHED FLOOR ELEVATION
GB	GRAB BAR
GYP	GYPSUM
HM	HOLLOW METAL
HORIZ	HORIZONTAL
HGHT	HEIGHT
INSUL	INSULATION
JAN	JANITOR
JT	JOINT
LAM	PLASTIC LAMINATE
L.A.T.	LAY-IN ACOUSTIC TILE
MAX	MAXIMUM
MECH	MECHANICAL
MIN	MINIMUM
MISC	MISCELLANEOUS
MO	MASONRY OPENING
MRGB	MOISTURE RESISTANT GYP. BOARD
MTD	MOUNTED OR MOUNTING
MTL	METAL
N	NORTH
NIC	NOT IN CONTRACT
NTS	NOT TO SCALE
OC	ON CENTER
O.H.	OPPOSITE HAND
OPNG	OPENING
PL	PLATE OR PLATED
PLYWD	PLYWOOD
PNTD	PAINTED
POR	PORCELAIN TILE
PT	PAINT
PTD	PAPER TOWEL DISPENSER/DISPOSAL
PVR	PORCELAIN PAVER
QT	QUARRY TILE
RB	RUBBER BASE
RD	ROOF DRAIN
RE	REFERENCE
REQ'D	REQUIRED
RM	ROOM
SCH	SCHEDULE
SHT	SHEET
SIM	SIMILAR
S/M	SHEET METAL
SMACNA	S/M AND A/C CONTRACTORS NATIONAL ASSOCIATION, INC.
SND	SANITARY NAPKIN DISPOSAL
SPECS	SPECIFICATIONS
SS	STAINLESS STEEL
STRUCT.	STRUCTURAL
STN	STAINED WOOD
TPD	TOILET PAPER DISPENSER
TYP	TYPICAL
VCT	VINYL COMPOSITION TILE
VERT	VERTICAL
VWC	VINYL WALL COVERING
WB	WOOD BASE
WD	WOOD

HISTORIC PRESERVATION

P.1 SCOPE: The following notes apply to all or portions of the project that are considered historically significant or sensitive as described below:

HISTORIC HOSPITAL BUILDING: The Historic Hospital Building was constructed in 1927 and served as the primary building of the Methodist Hospital campus until additional wings were added in subsequent decades --- including a major addition to the front of the building in the 1960's that is scheduled for demolition as part of the this Project. Once this building has been eliminated, the Historical Hospital Building will be once again eligible for Mississippi Landmark Status. Therefore, all work involving this building shall be undertaken under the review of the Mississippi Department of Archives & History and follow the Secretary of the Interior's Standards for Rehabilitation:

The Secretary of the Interior's Standards for Rehabilitation

The Standards (Department of Interior regulations, 36 CFR 67) pertain to historic buildings of all materials, construction types, sizes, and occupancy and encompass the exterior and the interior, related landscape features and the building's site and environment as well as attached, adjacent, or related new construction. The Standards are to be applied to specific rehabilitation projects in a reasonable manner, taking into consideration economic and technical feasibility.

1. A property shall be used for its historic purpose or be placed in a new use that requires minimal change to the defining characteristics of the building and its site and environment.
2. The historic character of a property shall be retained and preserved. The removal of historic materials or alteration of features and spaces that characterize a property shall be avoided.
3. Each property shall be recognized as a physical record of its time, place, and use. Changes that create a false sense of historical development, such as adding conjectural features or architectural elements from other buildings, shall not be undertaken.
4. Most properties change over time; those changes that have acquired historic significance in their own right shall be retained and preserved.
5. Distinctive features, finishes, and construction techniques or examples of craftsmanship that characterize a property shall be preserved.
6. Deteriorated historic features shall be repaired rather than replaced. Where the severity of deterioration requires replacement of a distinctive feature, the new feature shall match the old in design, color, texture, and other visual qualities and, where possible, materials. Replacement of missing features shall be substantiated by documentary, physical, or pictorial evidence.
7. Chemical or physical treatments, such as sandblasting, that cause damage to historic materials shall not be used. The surface cleaning of structures, if appropriate, shall be undertaken using the gentlest means possible.
8. Significant archeological resources affected by a project shall be protected and preserved. If such resources must be disturbed, mitigation measures shall be undertaken.
9. New additions, exterior alterations, or related new construction shall not destroy historic materials that characterize the property. The new work shall be differentiated from the old and shall be compatible with the massing, size, scale, and architectural features to protect the historic integrity of the property and its environment.
10. New additions and adjacent or related new construction shall be undertaken in such a manner that if removed in the future, the essential form and integrity of the historic property and its environment would be unimpaired.

P.2 VERIFICATION OF EXISTING CONDITIONS: The construction drawings are based on field measurements and observations made of the existing conditions and accessible building spaces at the time of documentation. Consequently, it is inevitable that the construction drawings will vary slightly from the existing conditions.

P.3 REUSE OF SALVAGED MATERIALS: All historic building materials salvaged during demolition shall to be reused. Non-reusable salvage as determined by the Contractor shall be reviewed by the Owner and Architect. Anyone caught removing or discarding salvage and/or material belonging to the original structure or that is considered historic that does not receive permission from both the Owner and Architect shall be prosecuted to the full extent of the law.

P.4 GENERAL DEMOLITION: Remove and dispose of all misc. wood framing, shoring, sheathing, etc. that is non-contributing to the structural integrity of building and is not considered original or historic. Remove all construction required to execute design including but not limited to that shown in drawings.

P.5 SECURING OF VULNERABLE FEATURES: Carefully remove and store in a protected area all original building components including but not limited to windows, doors, decorative wood work, flooring, wainscoting, etc. that are not secure and may be easily damaged in demolition phase. Tag, number, and index components, indicating origin of component. Where removal for the sake of protecting is not feasible the Contractor shall ensure that the element is protected throughout project.

GENERAL NOTES

00 – PROCUREMENT AND CONTRACTING

0.1 REVIEW BY ALL PARTIES: Contractor shall ensure that all Subcontractors and suppliers review and abide by the terms of these General Notes for contract compliance.

0.2 RELATIONSHIP TO CONSTRUCTION DOCUMENTS: General Notes are meant to compliment and/or emphasize information presented in the Contract Documents. The Contractor shall notify the Architect where a conflict arises between the following General Notes and remaining Contract Documents during bidding and for the duration of the project. If a conflict arises during bidding that cannot be legally clarified by the Architect, the Contractor shall base the bid on the most expensive combination of quality and quantity of work indicated.

0.3 KEYED NOTES: Where provided, numbered notes are keyed on the drawings to demonstrate an example of a particular condition at the time of drawing preparation and are not inclusive of all instances of that condition, and thus may also apply as general notes for situations of the same condition.

01 – GENERAL REQUIREMENTS

1.1. FIELD CONDITIONS DURING BIDDING: Contractor shall pay very close attention to field conditions during bidding to ensure that all conditions are accounted for at that time. Known omissions and errors by the a Contractor or a Subcontractor shall be brought to the Architect's attention for clarification prior to bidding.

1.2. PUBLIC SAFETY: The Contractor shall coordinate with the jurisdiction having authority to ensure public safety around the construction limits at all times.

1.3. CONTRACTOR/SUBCONTRACTOR COORDINATION: All Subcontractors (including but not limited to hvac, plumbing, fire sprinkler, and electrical) shall be bound to the design as indicated on architectural drawings, engineering drawings, supplemental instructions and shop drawings. Where a conflict arises between the those documents, the Subcontractor shall coordinate with the General Contractor prior to execution of work to determine a solution and the General Contractor shall involve the Architect as necessary.

1.4. COORDINATION W/ OWNER'S CONTRACTORS: Contractor is responsible for coordinating Owner supplied contractors (security equipment, telephone equip., furniture, etc.) so that conflicts do not occur between trades and scheduling.

1.5. ADA: All physical properties of the building within the Contract limits must comply with the Americans with Disabilities Act – Accessibility Guidelines (ADA-AC).

1.6. MOCK-UPS FOR APPROVAL: The Contractor shall provide mock-ups as directed in the drawings and specifications for review by the Owner, Architect, and applicable Engineers and Consultants, in a single presentation. When possible, measures to correct unapproved samples shall be completed immediately to avoid an additional on-site inspection by the group. The Contractor shall incur any additional costs arising out of the necessity of rescheduling an additional review by said group as a result of the Contractor's failure to provide the requested samples as directed. Ample notice (no less than 5 calendar days) shall be given to the Architect that the samples are ready to be reviewed. In some case, approved mock-ups can remain part of the work. See Specifications for additional sample and mock-up requirements.

1.7. DIMENSIONS: Contractor to verify all dimensions.

1.8. ANGLES: All angles are 45 and 90 degrees, unless noted otherwise.

1.9. CONSTRUCTION LIMITS: The Contractors must keep their employees within the defined, controlled construction limits at all times or as directed by the General Contractor. The General Contractor will be responsible to keep the Owner and Architect informed of any occasions when workers need to be outside the construction limits. A six-foot high chain link construction fence is required around the perimeter of the construction limits. Twelve-foot wide, in-swinging, lockable gates are required at construction limit access points.

1.10. BUILDING LAYOUT: Contractor shall stakeout entire building layout and all improvements for approval by the Architect and Owner before beginning work. All discrepancies to be discussed and adjusted at that meeting.

1.11. FINISH FLOOR ELEVATIONS: Architect and Civil Engineer must approve finish floor elevation/building location prior to setting form work.

02 – EXISTING CONDITIONS

2.1. VERIFY EXISTING CONDITIONS: The Contractor shall verify existing building and site conditions as they relate to the Construction Documents and report any and all discrepancies to the Architect in writing and in a timely manner.

2.2. SITE DEMOLITION: Contractor shall be responsible for the removal or modification of any and all existing conditions required to accomplish work.

2.3. EXISTING TREE PROTECTION: All existing trees noted to remain are to be protected. Contractor shall provide chain link fence at a 15' radius around the tree trunk and paint on the ground, with green surveying paint, an outline of the tree canopy above, should it exceed 15'. Areas inside of the fencing and within the green paint are not to be used for permanent storage of material or equipment or vehicle parking. Should damage occur to trees scheduled to be protected due to inadequate tree protection, the Contractor shall consult with a professional arborist to remedy the situation and/or replace the tree with a new specimen equal in species and size. In the event of replacement, the Contractor shall be responsible for the full establishment of the tree.

2.4. TREE AND STUMP REMOVAL: Remove all trees and stumps within 10' of building unless marked for protection. Review all tress marked for removal with Architect prior to cutting (see site plan).

33 – UTILITIES

32.1. WORK BY PUBLIC UTILITY PROVIDERS: The Contractor is responsible for coordinating with all public utility providers, including by not limited to the those providing water, storm drainage, sanitary sewer, power, gas, cable, and phone as required, to ensure that utilities are provided to the building in a timely manner.

DESIGN TEAM

ARCHITECTURAL
ALBERT & McCLESKY ASSOCIATES ARCHITECTS
PO BOX 1567
514 MAIN STREET
HATTIESBURG, MS 39403
601.544.1970 VOICE
601.544.4714 FAX
WWW.ALBERTASSOCIATES.COM

INDEX TO DRAWINGS

T1.0	TITLE SHEET & INDEX
D1.1	DEMO SITE PLAN
D1.2	DEMO SITE PHOTOS
D2.1	SELECTIVE DEMO FLOOR PLANS
D2.2	SELECTIVE DEMO ROOF PLAN
D2.3	SELECTIVE DEMO ELEVATIONS

PROJECT LOCATION

PROJECT SITE: 701 JAMES ST., HATTIESBURG, MS 39401

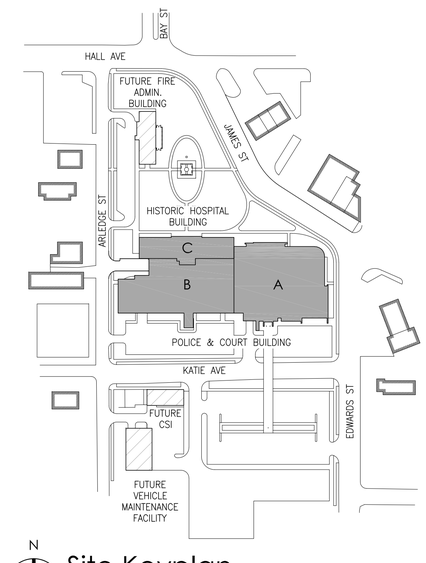

N

Site Keyplan

SCALE: N.T.S.

HATTIESBURG PUBLIC SAFETY COMPLEX

HATTIESBURG POLICE DEPARTMENT ■ HATTIESBURG FIRE DEPARTMENT ■ HATTIESBURG MUNICIPAL COURT ■

HPSC Demolition Package

Drawing Issued:

Date	Rev.	Description
12-01-2017		100% Bid Docs

Drawn By: CP,AS
Checked By: CR,LA,CP
Client No: -------
Albert & Associates: 12575

REGISTERED ARCHITECT Larry A. Albert Hattiesburg, MS STATE OF MISSISSIPPI

T1.0

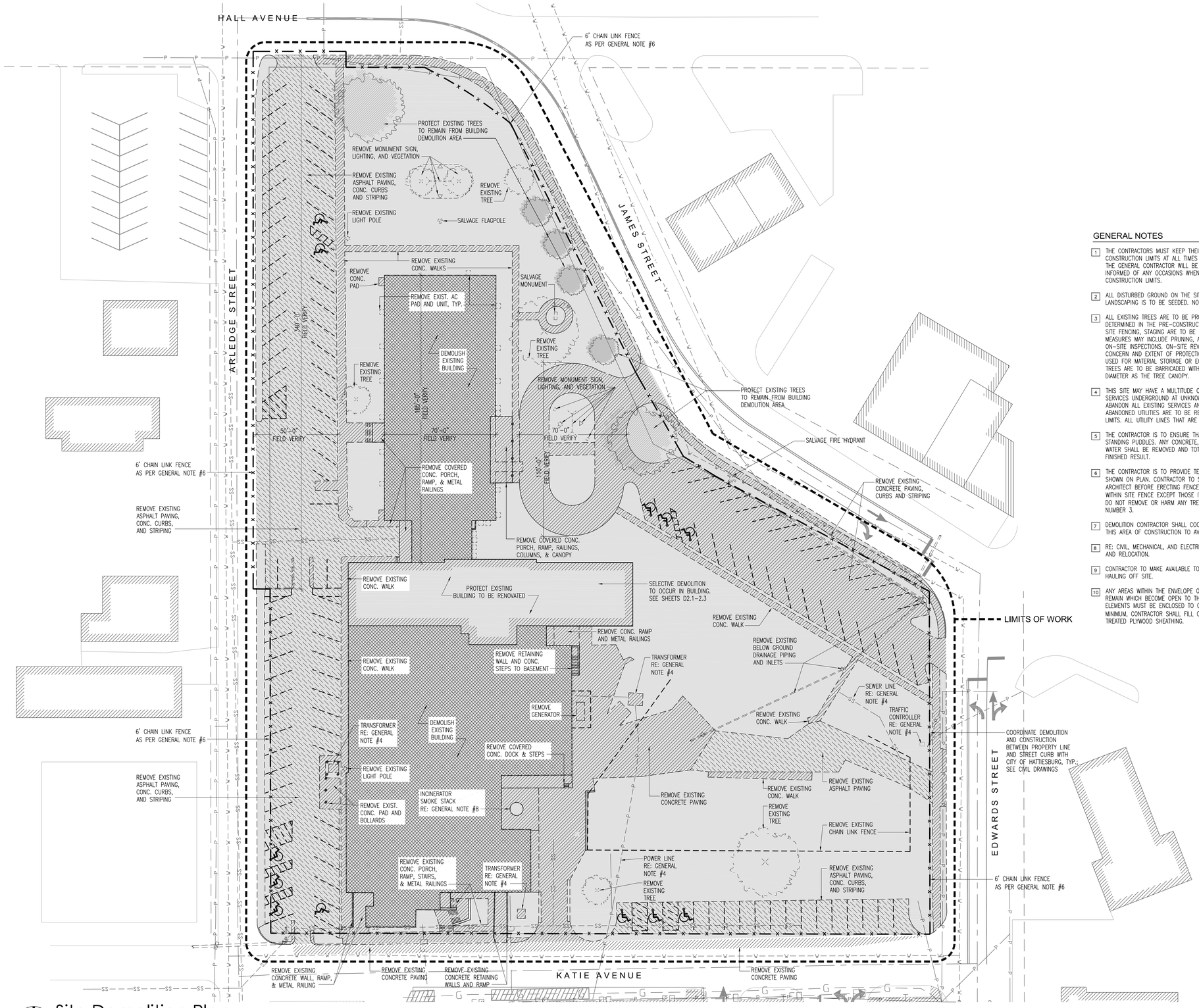

Site Demolition Plan

SCALE: 1" = 30'-0"

LEGEND:

- DEMOLISH EXISTING CONCRETE CURBS, GUTTERS, PAVING, WALKS, AND PADS
- DEMOLISH EXISTING ASPHALT PAVING
- DEMOLISH EXISTING HOSPITAL / POLICE STATION

GENERAL NOTES

1. THE CONTRACTORS MUST KEEP THEIR EMPLOYEES WITHIN THE DEFINED, CONTROLLED CONSTRUCTION LIMITS AT ALL TIMES OR AS DIRECTED BY THE GENERAL CONTRACTOR. THE GENERAL CONTRACTOR WILL BE RESPONSIBLE TO KEEP THE OWNER AND ARCHITECT INFORMED OF ANY OCCASIONS WHEN WORKERS NEED TO BE OUTSIDE THE CONSTRUCTION LIMITS.
2. ALL DISTURBED GROUND ON THE SITE NOT COVERED WITH PAVING OR STRUCTURES OR LANDSCAPING IS TO BE SEEDED. NO STANDING WATER IS PERMITTED ON THE SITE.
3. ALL EXISTING TREES ARE TO BE PROTECTED AS FOLLOWS: MEASURES WILL BE DETERMINED IN THE PRE-CONSTRUCTION MEETING WITH CONTRACTOR. CONSTRUCTION SITE FENCING, STAGING ARE TO BE LOCATED IN ORDER TO MINIMIZE DAMAGE TO TREES. MEASURES MAY INCLUDE PRUNING, ADDITIONAL FENCING, MULCHING ROOT ZONE, AND ON-SITE INSPECTIONS. ON-SITE REVIEWS WILL BE NECESSARY TO DETERMINE AREAS OF CONCERN AND EXTENT OF PROTECTION. AREAS UNDER TREE CANOPIES ARE NOT TO BE USED FOR MATERIAL STORAGE OR EQUIPMENT OR VEHICLE PARKING. ALL PROTECTED TREES ARE TO BE BARRICADED WITH ORANGE CONSTRUCTION FENCE THE SAME DIAMETER AS THE TREE CANOPY.
4. THIS SITE MAY HAVE A MULTITUDE OF ABANDONED WATER, SEWER, ELECTRIC, & OTHER SERVICES UNDERGROUND AT UNKNOWN LOCATIONS. THE PROJECT DEVELOPMENT WILL ABANDON ALL EXISTING SERVICES AND PROVIDE ALL NEW SERVICES. ALL FOUND ABANDONED UTILITIES ARE TO BE REMOVED FROM THE SITE ANYWHERE WITHIN THE SITE LIMITS. ALL UTILITY LINES THAT ARE TERMINATED AT THE SITE LIMITS WILL BE CAPPED.
5. THE CONTRACTOR IS TO ENSURE THAT THE FINISHED SITE CONDITIONS HAVE NO STANDING PUDDLES. ANY CONCRETE, PAVED, OR FINISHED PAVER SURFACES THAT POND WATER SHALL BE REMOVED AND TOTALLY REWORKED TO PROVIDE A NON-PONDING FINISHED RESULT.
6. THE CONTRACTOR IS TO PROVIDE TEMPORARY 6 FOOT CHAIN LINK FENCE AT SITE LIMITS SHOWN ON PLAN. CONTRACTOR TO STAKE OUT FENCE LINE AND VERIFY W/OWNER AND ARCHITECT BEFORE ERECTING FENCE. CONTRACTOR TO DEMOLISH ALL BUILT OBJECTS WITHIN SITE FENCE EXCEPT THOSE ITEMS MARKED AS "SALVAGE" OR "DO NOT DISTURB". DO NOT REMOVE OR HARM ANY TREES, BUT PROTECT ALL TREES AS PER NOTE NUMBER 3.
7. DEMOLITION CONTRACTOR SHALL COORDINATE THROUGH THE OWNER THE SITE LIMITS IN THIS AREA OF CONSTRUCTION TO AVOID POSSIBLE CONFLICTS.
8. RE: CIVIL, MECHANICAL, AND ELECTRICAL DRAWINGS FOR UTILITY DEMOLITION, REMOVAL, AND RELOCATION.
9. CONTRACTOR TO MAKE AVAILABLE TO OWNER ALL SALVAGEABLE MATERIAL BEFORE HAULING OFF SITE.
10. ANY AREAS WITHIN THE ENVELOPE OF THE EXISTING HISTORIC HOSPITAL BUILDING TO REMAIN WHICH BECOME OPEN TO THE ELEMENTS DUE TO DEMOLITION OF ADJACENT ELEMENTS MUST BE ENCLOSED TO CREATE A SECURE, WEATHERPROOF BUILDING. AT MINIMUM, CONTRACTOR SHALL FILL OPENINGS WITH TREATED 2x WOOD FRAMING AND ½" TREATED PLYWOOD SHEATHING.

HATTIESBURG PUBLIC SAFETY COMPLEX

HATTIESBURG POLICE DEPARTMENT ■ HATTIESBURG FIRE DEPARTMENT ■ HATTIESBURG MUNICIPAL COURT ■

HPSC Demolition Package

Drawing Issued:

Date	Rev.	Description
12-01-2017		100% Bid Docs

Drawn By: CP,AS
Checked By: CR,LA,CP
Client No: ------
Albert & Associates: 12575

REGISTERED ARCHITECT Larry A. Albert Hattiesburg, MS STATE OF MISSISSIPPI

D1.1

514 Main Street; P.O. Box 1567 Hattiesburg, MS 39403 ■ Telephone: 601.544.1970 ■ Facsimile: 601.544.4714 ■ Email: a@albertassociates.com Albert & McCleskey Associates Architects

DEMO SITE PLAN

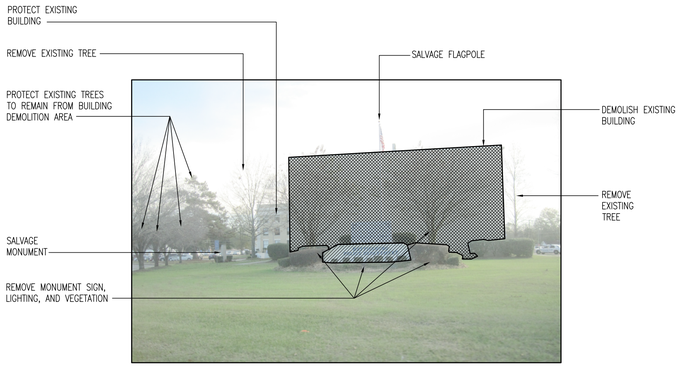

1 Reference Photo
Date: December 19, 2012



2 Reference Photo
Date: December 19, 2012

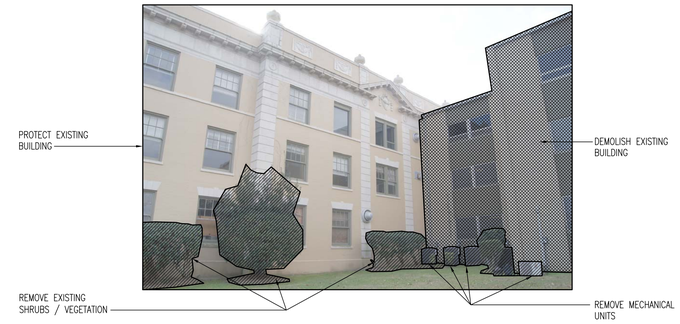

3 Reference Photo
Date: January 23, 2013

LEGEND:

- DEMOLISH PHYSICAL SITE ITEMS
- DEMOLISH EXISTING HOSPITAL / POLICE STATION

NOTES:

1. RE: CIVIL, MECHANICAL, AND ELECTRICAL DRAWINGS FOR UTILITY DEMOLITION, REMOVAL, AND RELOCATION.

2. CONTRACTOR TO MAKE AVAILABLE TO OWNER ALL SALVAGEABLE MATERIAL BEFORE HAULING OFF SITE.



4 Reference Photo
Date: January 03, 2013

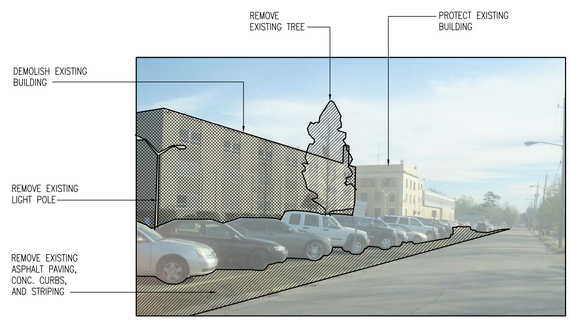

5 Reference Photo
Date: December 19, 2012

6 Reference Photo
Date: December 19, 2012

7 Reference Photo
Date: December 19, 2012



8 Reference Photo
Date: December 19, 2012

9 Reference Photo
Date: December 19, 2012

HATTIESBURG PUBLIC SAFETY COMPLEX

HATTIESBURG POLICE DEPARTMENT ■ HATTIESBURG FIRE DEPARTMENT ■ HATTIESBURG MUNICIPAL COURT ■

HPSC Demolition Package

Drawing Issued:

Date	Rev.	Description
12-01-2017		100% Bid Docs

Drawn By: CP,AS
Checked By: CR,LA,CP
Client No: ------
Albert & Associates: 12575

REGISTERED ARCHITECT Larry Al Albert Hattiesburg, MS STATE OF MISSISSIPPI

D1.2

514 Main Street; P.O. Box 1567 Hattiesburg, MS 39403 ■ Telephone: 601.544.1970 ■ Facsimile: 601.544.4714 ■ Email: a@albertassociates.com
Albert & McCleskey Associates Architects

DEMO SITE PHOTOS

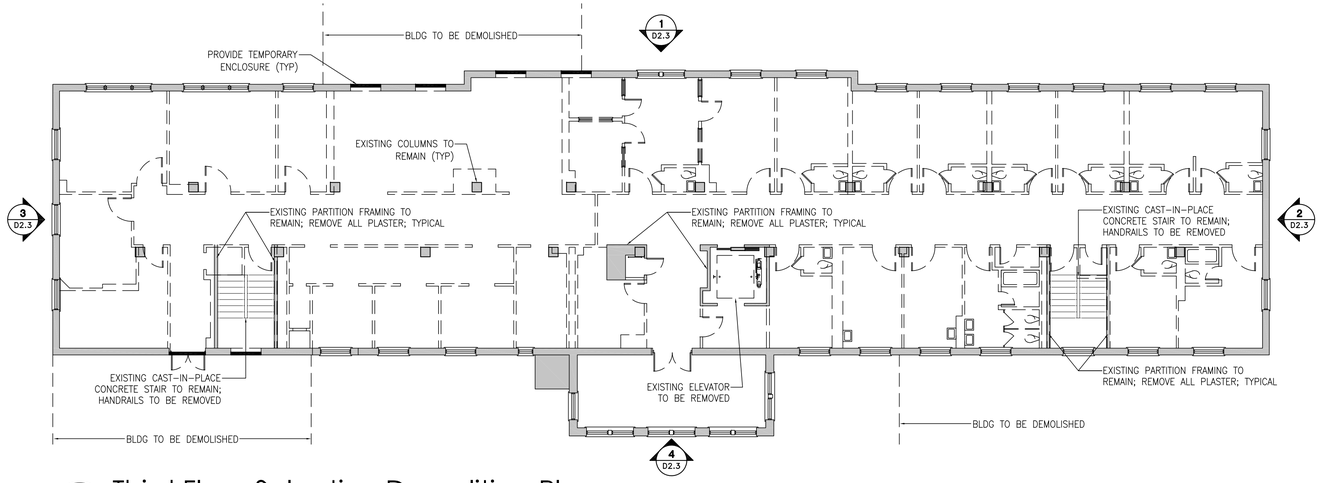

Third Floor Selective Demolition Plan

SCALE: 3/32" = 1'-0"

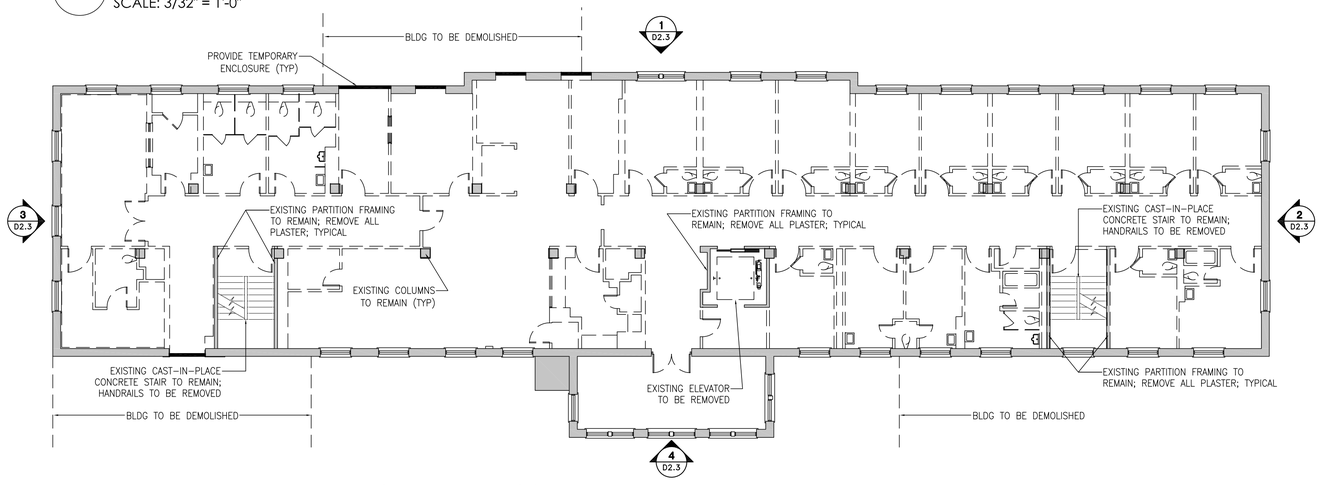

Second Floor Selective Demolition Plan

SCALE: 3/32" = 1'-0"

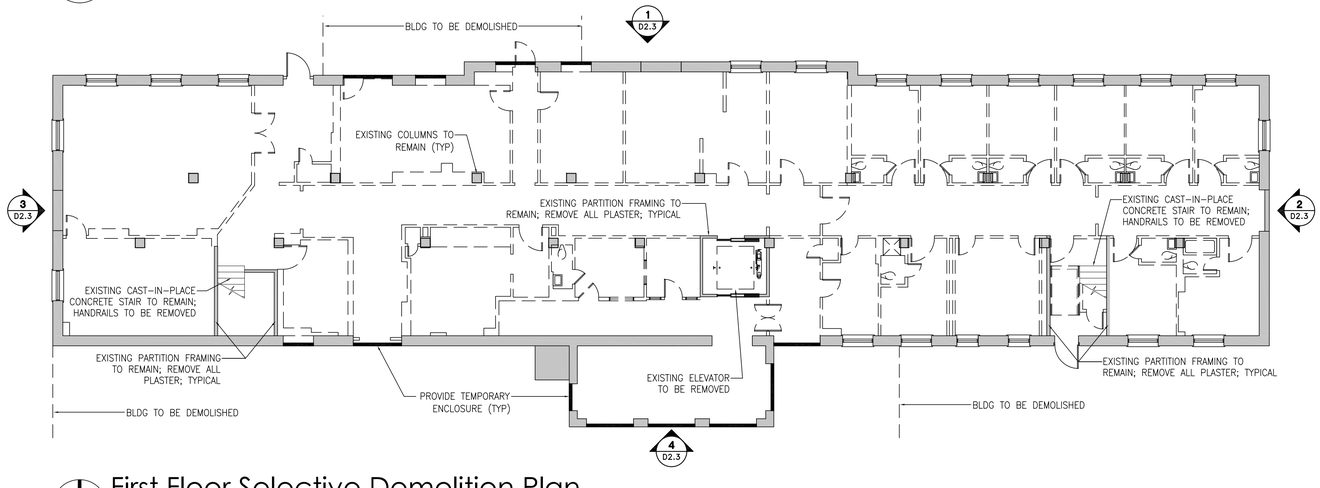

First Floor Selective Demolition Plan

SCALE: 3/32" = 1'-0"

General Demolition Notes

1. THE CONTRACTOR IS RESPONSIBLE TO REMOVE ALL THAT IS REQUIRED IN ORDER TO ACCOMPLISH THE NEW WORK.
2. THE CONTRACTOR IS RESPONSIBLE FOR THE ENTIRE BUILDING AND THE SURROUNDING SITE. ENSURE THAT GAS, ELECTRIC, AND WATER SYSTEMS ARE SAFELY MONITORED AND PROTECTED DURING DEMOLITION.
3. THE PUBLIC WALKS AND STREETS TO REMAIN SHALL BE PROTECTED AND THE PROPER MEASURES TAKEN AND COORDINATED WITH THE CITY TO PROTECT PUBLIC SAFETY. THIS SHALL INCLUDE SAFE AND CLEAR LIMITS OF CONSTRUCTION.
4. THE CONTRACTOR IS RESPONSIBLE FOR KEEPING THE DEMOLITION WORK AREA SAFE BY SHORING AND BRACING THE BUILDING AS REQUIRED DURING DEMOLITION AND DEBRIS REMOVAL. THE ARCHITECT SHALL BE CONTACTED WHENEVER UNCLEAR CONDITIONS EXIST.
5. THE CONTRACTOR SHALL REMOVE ALL EXISTING FLOOR, WALL AND CEILING COVERINGS EXCEPT WHERE NOTED OTHERWISE.
6. THE BUILDING MUST BE KEPT SECURE AND DRY DURING DEMOLITION. WHEN DEMO CONTRACT IS COMPLETE, INSTALL PROTECTIVE MEASURES TO ENSURE THE SECURITY AND CONTINUED WEATHERPROOFING OF THE BUILDING.
7. PROTECT EXISTING FINISHES TO REMAIN INCLUDING BUT NOT LIMITED TO FACE BRICK AND TERRA COTTA FROM DAMAGE DURING DEMOLITION.
8. IF DURING THE COURSE OF DEMOLITION A CONFLICT ARISES AS TO WHAT IS TO BE REMOVED, CONTACT THE ARCHITECT FOR ON-SITE CLARIFICATION BEFORE PROCEEDING.
9. THE CONTRACTOR IS RESPONSIBLE FOR ALL SALVAGED MATERIALS THAT ARE TO BE REUSED AND SHALL NEATLY STORE THEM IN A DRY WEATHER PROOF AREA ON SITE. ALL ITEMS TO BE STORED AS APPROVED BY ARCHITECT. CLEAN ALL SALVAGE ITEMS THOROUGHLY BEFORE STORING.
10. EXISTING INTERIOR BUILDING ELEMENTS TO REMAIN SHALL BE PROTECTED AS REQUIRED.
11. ANY AND ALL AREAS OF TERRAZZO FLOORING DISCOVERED DURING DEMOLITION ARE TO REMAIN AND BE PROTECTED.
12. IF ANY ITEM THAT IS TO REMAIN OR BE REUSED IN THE PROJECT IS DAMAGED, ALL EXPENSES INCURRED IN REPRODUCING ANY DAMAGED ITEM WILL BE THE RESPONSIBILITY OF THE CONTRACTOR. ALL REPLACEMENT REPRODUCTIONS SHALL BE APPROVED BY THE ARCHITECT FOR ACCURACY.
13. MECHANICAL & PLUMBING: THE FINAL PROJECT WILL UTILIZE COMPLETELY NEW MECHANICAL AND PLUMBING SYSTEMS. THE DEMOLITION CONTRACTOR IS TO REMOVE ALL EXTERIOR AND INTERIOR MECHANICAL AND PLUMBING EQUIPMENT INCLUDING BUT NOT LIMITED TO: GAS AND WATER PIPES, DUCTWORK, FIRE SPRINKLER EQUIPMENT AND OTHER MISCELLANEOUS EQUIPMENT UNLESS NOTED OTHERWISE.
14. ELECTRICAL: THE FINAL PROJECT WILL UTILIZE A COMPLETELY NEW ELECTRICAL SYSTEM. THE DEMOLITION CONTRACTOR IS TO REMOVE ALL EXTERIOR AND INTERIOR ELECTRICAL EQUIPMENT INCLUDING BUT NOT LIMITED TO: WIRING, LIGHT FIXTURES IN AND AROUND BUILDING, BOTH INTERIOR AND EXTERIOR CONDUIT, ETC. UNLESS NOTED OTHERWISE.

Legend

- EXISTING WALL TO REMAIN
- EXISTING WALL, DOOR, WINDOW, PLUMBING FIXTURE TO BE REMOVED
- NEW TEMPORARY PARTITION

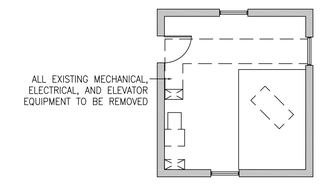

Penthouse Demo Plan

SCALE: 3/32" = 1'-0"

HATTIESBURG PUBLIC SAFETY COMPLEX

HATTIESBURG POLICE DEPARTMENT ■ HATTIESBURG FIRE DEPARTMENT ■ HATTIESBURG MUNICIPAL COURT ■

HPSC Demolition Package

Drawing Issued:

Date	Rev.	Description
12-01-2017		100% Bid Docs

Drawn By: CP,AS
Checked By: CR,LA,CP
Client No: ------
Albert & Associates: 12575

REGISTERED ARCHITECT Larry M. Albert Hattiesburg, MS STATE OF MISSISSIPPI

D2.1

514 Main Street; P.O. Box 1567 Hattiesburg, MS 39403 ■ Telephone: 601.544.1970 ■ Facsimile: 601.544.4714 ■ Email: a@albertassociates.com

Albert & McCleskey Associates Architects

SELECTIVE DEMO FLOOR PLANS

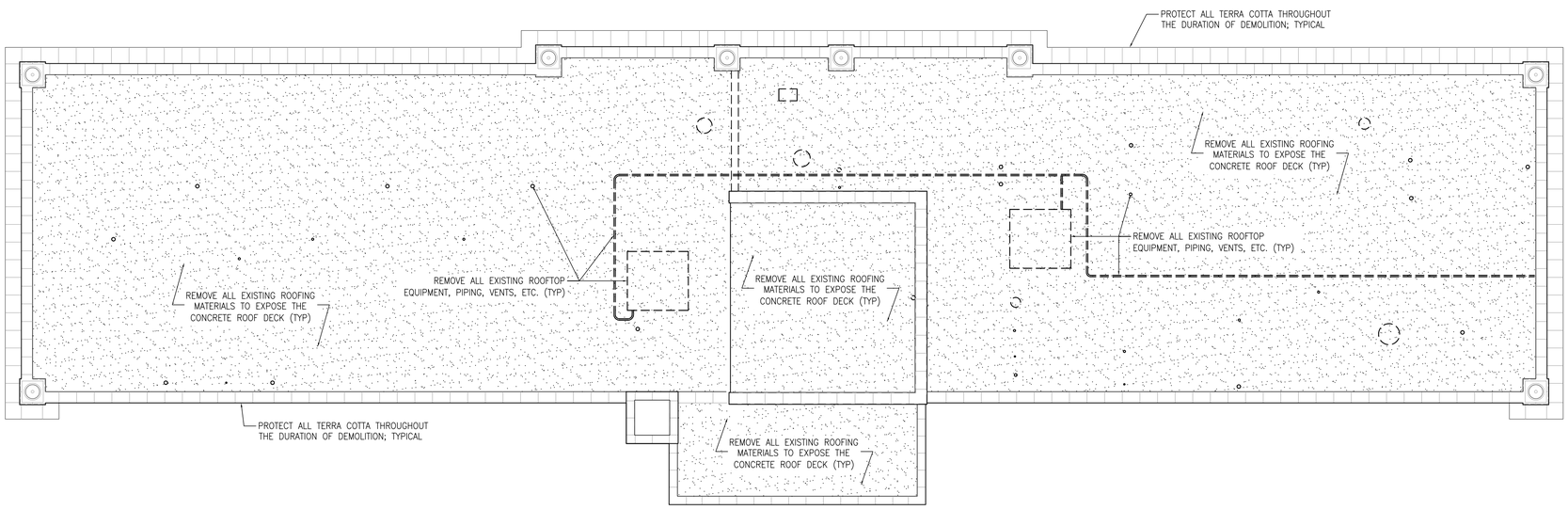

Demolition Roof Plan

SCALE: 1/8" = 1'-0"

General Roof Demolition Notes

1. DEMO EXISTING BUILT-UP ROOFING: REMOVE AND DISCARD ALL BUILT-UP ROOFING MATERIALS INCLUDING INSULATION, FLASHING, UNDERLAYMENT, AND ACCESSORIES TO EXPOSE THE ORIGINAL ROOF DECKING.
2. DEMO ALL ROOF TOP EQUIPMENT: REMOVE AND DISCARD ALL ROOF TOP EQUIPMENT INCLUDING BUT NOT LIMITED TO HVAC EQUIPMENT, PIPING, CONDUIT, AND MISC. CONSTRUCTION NOT ORIGINAL TO BUILDING.
3. ALL TERRACOTTA BUILDING ELEMENTS ARE TO BE PROTECTED THROUGHOUT THE DURATION OF DEMOLITION.
4. THE CONTRACTOR IS RESPONSIBLE TO REMOVE ALL THAT IS REQUIRED IN ORDER TO ACCOMPLISH THE NEW WORK.
5. THE CONTRACTOR IS RESPONSIBLE FOR KEEPING THE DEMOLITION WORK AREA SAFE BY SHORING AND BRACING THE BUILDING AS REQUIRED DURING DEMOLITION AND DEBRIS REMOVAL. THE ARCHITECT SHALL BE CONTACTED WHENEVER UNCLEAR CONDITIONS EXIST.
6. IF DURING THE COURSE OF DEMOLITION A CONFLICT ARISES AS TO WHAT IS TO BE REMOVED, CONTACT THE ARCHITECT FOR ON-SITE CLARIFICATION BEFORE PROCEEDING.
7. IF ANY ITEM THAT IS TO REMAIN OR BE REUSED IN THE PROJECT IS DAMAGED, ALL EXPENSES INCURRED IN REPRODUCING ANY DAMAGED ITEM WILL BE THE RESPONSIBILITY OF THE CONTRACTOR. ALL REPLACEMENT REPRODUCTIONS SHALL BE APPROVED BY THE ARCHITECT FOR ACCURACY.
8. MECHANICAL & PLUMBING: THE FINAL PROJECT WILL UTILIZE COMPLETELY NEW MECHANICAL AND PLUMBING SYSTEMS. THE DEMOLITION CONTRACTOR IS TO REMOVE ALL EXTERIOR AND INTERIOR MECHANICAL AND PLUMBING EQUIPMENT INCLUDING BUT NOT LIMITED TO: GAS AND WATER PIPES, DUCTWORK, FIRE SPRINKLER EQUIPMENT AND OTHER MISCELLANEOUS EQUIPMENT UNLESS NOTED OTHERWISE.
9. ELECTRICAL: THE FINAL PROJECT WILL UTILIZE A COMPLETELY NEW ELECTRICAL SYSTEM. THE DEMOLITION CONTRACTOR IS TO REMOVE ALL EXTERIOR AND INTERIOR ELECTRICAL EQUIPMENT INCLUDING BUT NOT LIMITED TO: WIRING, LIGHT FIXTURES IN AND AROUND BUILDING, BOTH INTERIOR AND EXTERIOR CONDUIT, ETC. UNLESS NOTED OTHERWISE.

Roof Demolition Legend

- - - - - EXISTING ROOFTOP ITEMS TO BE DEMOLISHED

EXISTING ROOF SYSTEM TO BE DEMOLISHED

HATTIESBURG PUBLIC SAFETY COMPLEX

HATTIESBURG POLICE DEPARTMENT ■ HATTIESBURG FIRE DEPARTMENT ■ HATTIESBURG MUNICIPAL COURT ■

HPSC Demolition Package

Drawing Issued:

Date	Rev.	Description
12-01-2017		100% Bid Docs

Drawn By: CP,AS

Checked By: CR,LA,CP

Client No: ——

Albert & Associates: 12575

REGISTERED ARCHITECT Larry M Albert Hattiesburg, MS STATE OF MISSISSIPPI

D2.2

514 Main Street; P.O. Box 1567 Hattiesburg, MS 39403 ■ Telephone: 601.544.1970 ■ Facsimile: 601.544.4714 ■ Email: a@albertassociates.com

Albert & McCleskey Associates Architects

SELECTIVE DEMO ROOF PLAN

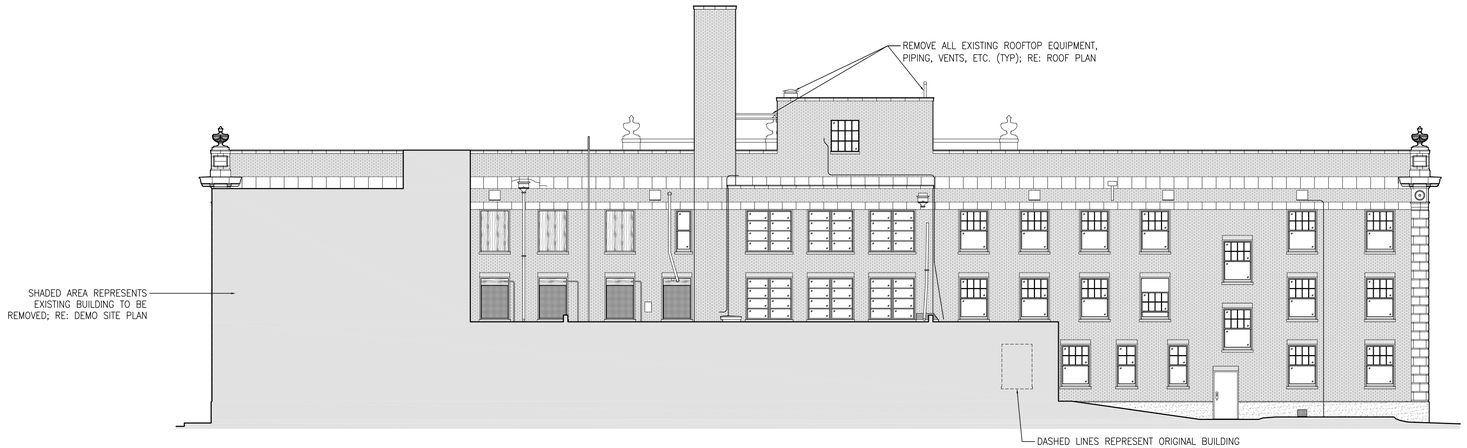

4 South Elevation - Demolition

SCALE: 3/32" = 1'-0"

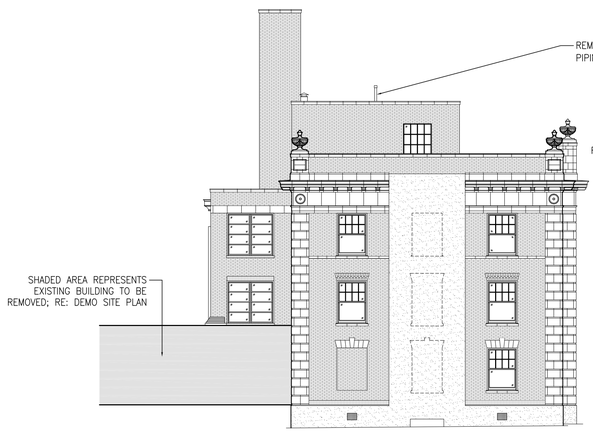

2 East Elevation - Demolition

SCALE: 3/32" = 1'-0"

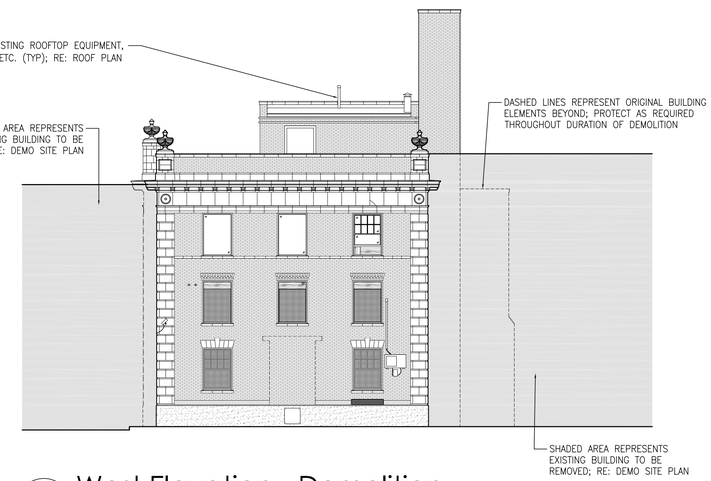

3 West Elevation - Demolition

SCALE: 3/32" = 1'-0"

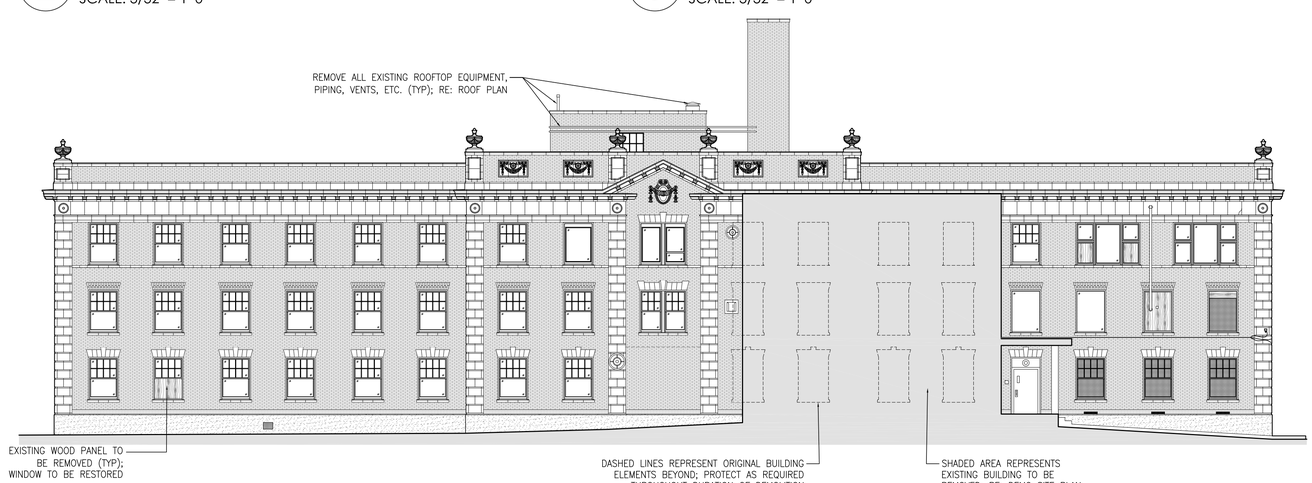

1 North Elevation - Demolition

SCALE: 3/32" = 1'-0"

General Demolition Notes

1. THE CONTRACTOR IS RESPONSIBLE TO REMOVE ALL THAT IS REQUIRED IN ORDER TO ACCOMPLISH THE NEW WORK.
2. THE CONTRACTOR IS RESPONSIBLE FOR THE ENTIRE BUILDING AND THE SURROUNDING SITE. ENSURE THAT GAS, ELECTRIC, AND WATER SYSTEMS ARE SAFELY MONITORED AND PROTECTED DURING DEMOLITION.
3. THE PUBLIC WALKS AND STREETS TO REMAIN SHALL BE PROTECTED AND THE PROPER MEASURES TAKEN AND COORDINATED WITH THE CITY TO PROTECT PUBLIC SAFETY. THIS SHALL INCLUDE SAFE AND CLEAR LIMITS OF CONSTRUCTION.
4. THE CONTRACTOR IS RESPONSIBLE FOR KEEPING THE DEMOLITION WORK AREA SAFE BY SHORING AND BRACING THE BUILDING AS REQUIRED DURING DEMOLITION AND DEBRIS REMOVAL. THE ARCHITECT SHALL BE CONTACTED WHENEVER UNCLEAR CONDITIONS EXIST.
5. THE CONTRACTOR SHALL REMOVE ALL EXISTING FLOOR, WALL AND CEILING COVERINGS EXCEPT WHERE NOTED OTHERWISE.
6. THE BUILDING MUST BE KEPT SECURE AND DRY DURING DEMOLITION. WHEN DEMO CONTRACT IS COMPLETE, INSTALL PROTECTIVE MEASURES TO ENSURE THE SECURITY AND CONTINUED WEATHERPROOFING OF THE BUILDING.
7. PROTECT EXISTING FINISHES TO REMAIN INCLUDING BUT NOT LIMITED TO FACE BRICK AND TERRA COTTA FROM DAMAGE DURING DEMOLITION.
8. IF DURING THE COURSE OF DEMOLITION A CONFLICT ARISES AS TO WHAT IS TO BE REMOVED, CONTACT THE ARCHITECT FOR ON-SITE CLARIFICATION BEFORE PROCEEDING.
9. THE CONTRACTOR IS RESPONSIBLE FOR ALL SALVAGED MATERIALS THAT ARE TO BE REUSED AND SHALL NEATLY STORE THEM IN A DRY WEATHER PROOF AREA ON SITE. ALL ITEMS TO BE STORED AS APPROVED BY ARCHITECT. CLEAN ALL SALVAGE ITEMS THOROUGHLY BEFORE STORING.
10. EXISTING INTERIOR BUILDING ELEMENTS TO REMAIN SHALL BE PROTECTED AS REQUIRED.
11. ANY AND ALL AREAS OF TERRAZZO FLOORING DISCOVERED DURING DEMOLITION ARE TO REMAIN AND BE PROTECTED.
12. IF ANY ITEM THAT IS TO REMAIN OR BE REUSED IN THE PROJECT IS DAMAGED, ALL EXPENSES INCURRED IN REPRODUCING ANY DAMAGED ITEM WILL BE THE RESPONSIBILITY OF THE CONTRACTOR. ALL REPLACEMENT REPRODUCTIONS SHALL BE APPROVED BY THE ARCHITECT FOR ACCURACY.
13. MECHANICAL & PLUMBING: THE FINAL PROJECT WILL UTILIZE COMPLETELY NEW MECHANICAL AND PLUMBING SYSTEMS. THE DEMOLITION CONTRACTOR IS TO REMOVE ALL EXTERIOR AND INTERIOR MECHANICAL AND PLUMBING EQUIPMENT INCLUDING BUT NOT LIMITED TO: GAS AND WATER PIPES, DUCTWORK, FIRE SPRINKLER EQUIPMENT AND OTHER MISCELLANEOUS EQUIPMENT UNLESS NOTED OTHERWISE.
14. ELECTRICAL: THE FINAL PROJECT WILL UTILIZE A COMPLETELY NEW ELECTRICAL SYSTEM. THE DEMOLITION CONTRACTOR IS TO REMOVE ALL EXTERIOR AND INTERIOR ELECTRICAL EQUIPMENT INCLUDING BUT NOT LIMITED TO: WIRING, LIGHT FIXTURES IN AND AROUND BUILDING, BOTH INTERIOR AND EXTERIOR CONDUIT, ETC. UNLESS NOTED OTHERWISE.

Demolition Elevation Legend

BUILDING TO BE DEMOLISHED AND DISPOSED OF

CITY OF HATTIESBURG MISSISSIPPI

HATTIESBURG PUBLIC SAFETY COMPLEX

HATTIESBURG POLICE DEPARTMENT ■ HATTIESBURG FIRE DEPARTMENT ■ HATTIESBURG MUNICIPAL COURT ■

HPSC Demolition Package

Drawing Issued:

Date	Rev.	Description
12-01-2017		100% Bid Docs

Drawn By: CP,AS

Checked By: CR,LA,CP

Client No: ------

Albert & Associates: 12575

REGISTERED ARCHITECT Larry M. Albert Hattiesburg, MS STATE OF MISSISSIPPI

D2.3

514 Main Street; P.O. Box 1567 Hattiesburg, MS 39403 ■ Telephone: 601.544.1970 ■ Facsimile: 601.544.4714 ■ Email: a@albertassociates.com

Albert & McCleskey Associates Architects

SELECTIVE DEMO ELEVATIONS

City of Hattiesburg, MS

200 Forrest St.
P.O. Box 1898
Hattiesburg, MS 39401

Master

File Number: 2018-197

File ID:	2018-197	**Type:**	Regular Agenda Item	**Status:**	Agenda Ready
Version:	1	**Reference:**		**In Control:**	City Council
Requester:	Lamar Rutland			**File Created:**	01/29/2018
Brief Title:	Acknowledge bids received and accept the bid from Greater Southeast Construction, LLC in the amount of $214,535.00 for the Sullivan Park Pavilion Project.			**Final Action:**	
				Minute Book Number:	MB2018-35

Title:

Acknowledge bids received January 25, 2018 for the Sullivan Park Pavilion Project and accept the bid from Greater Southeast Construction, LLC in the amount of $214,535.00 for the Base Bid and Add Alternates #1, #2, & #3 as the lowest and best bid.

Notes:			
		Agenda Date:	02/06/2018
Indexes:		**Agenda Number:**	VII.-6
Sponsors:		**Enactment Date:**	
Attachments:	Great Southeast Ltr of Recomm, Sullivan Park Pavilion - Cert Bid Tab (002)	**Enactment Number:**	
Contact:		**Meeting Date:**	02/06/2018
Drafter:	Sharon Waits	**Effective Date:**	

History of Legislative File

Version:	Acting Body:	Date:	Action:	Sent To:	Due Date:	Return Date:	Result:
1	City Council	02/06/2018					

Text of Legislative File 2018-197

Title

Acknowledge bids received January 25, 2018 for the Sullivan Park Pavilion Project and accept the bid from Greater Southeast Construction, LLC in the amount of $214,535.00 for the Base Bid and Add Alternates #1, #2, & #3 as the lowest and best bid.

Summary

Acknowledge bids received January 25, 2018 for the Sullivan Park Pavilion Project and accept the bid from Greater Southeast Construction, LLC in the amount of $214,535.00 for the Base

Bid and Add Alternates #1, #2, & #3 as the lowest and best bid.

Budget Information

002300.7256.03

NEEL-SCHAFFER
Solutions you can build upon

engineers
planners
surveyors
environmental scientists
landscape architects

January 29, 2018
N-S Project No. 8667.018-38

Toby Barker
Mayor
City of Hattiesburg
P.O. Box 1898
Hattiesburg, Mississippi 39403-1898

REFERENCE: SULLIVAN PARK PAVILION
CITY OF HATTIESBURG, FORREST COUNTY

Dear Mayor Barker:

Enclosed for your records is one (1) copy of the Certified Bid Tabulation for the bids received for the referenced project. As you are aware there were five (5) bids submitted, opened and read at the bid opening on January 25, 2018. Upon review and tabulation of the bids received and opened, the base bid of Great Southeast Construction, LLC in the amount of $153,000.00 was determined to be the apparent low bidder. It is our understanding that the City would like to award the Base Bid, Additive Alternate 1, Additive Alternate 2, and Additive Alternate 3. Similarly, the lowest bid using the combination of the Base Bid ($153,000.00), Additive Alternate 1 ($45,000), Additive Alternate 2 ($8,400), and Additive Alternate 3 ($8,135.00) in the amount of $214,535.00 was also received by Great Southeast Construction, LLC. However, upon review of the bidder's proposal, it was determined that their bid was considered irregular due to not filling out the Bidder's Corporate Declaration. As a reminder, the Owner reserves the right to reject any all bids and to waive any informalities or irregularities. After discussions with the City's Attorney, it is our understanding that the City will waive this irregularity.

Neel-Schaffer therefore recommends, based on the information above, that the City of Hattiesburg review the bid submitted by Great Southeast Construction, LLC and award the project, to the lowest and best bidder.

Sincerely,

NEEL-SCHAFFER, INC.

Geoffrey Crosby, P.E.
Senior Project Manager

Enclosures

Post Office Box 1487 •Hattiesburg, MS 39403-1487 •601.545.1565 • Fax 601.545.2267

SULLIVAN PARK PAVILION
CITY OF HATTIESBURG, MISSISSIPPI

				Greater Southeast Const., LLC 20 Bellegrass Blvd Hattiesburg, MS 39402		Smith Contracting Co. LLC 2606 17th Ave Gulfport, MS 39501		Twin L Construction 8292 Firetower Road Pass Christian, MS 39571		Bulldog Construction Co., Inc. P O Box 1936 Madison, MS 39130		RJM McQueen Contracting, Inc. 80 Ramsey McQueen Road Collins, MS 39428	
Pay Item	Description	Unit	Quantity	Unit Price	Price Extension	Unit Price	Price Extension	Unit Price	Price Extension	Unit Price	Price Extension	Unit Price	Price Extension
203-EX	BORROW EXCAVATION, AH, FME, CLASS B9	CU. YD.	150	$20.00	$3,000.00	$20.30	$3,045.00	$15.25	$2,287.50	$60.00	$9,000.00	$10.00	$1,500.00
202-B	REMOVAL OF CONCRETE PAVEMENT	CU. YD.	4	$200.00	$800.00	$50.00	$200.00	$19.00	$76.00	$150.00	$600.00	$100.00	$400.00
203-G	EXCESS EXCAVATION, FM, AH	CU. YD.	75	$20.00	$1,500.00	$14.75	$1,106.25	$10.15	$761.25	$60.00	$4,500.00	$20.00	$1,500.00
234-A	TEMPORARY SILT FENCE	LIN. FT.	200	$5.00	$1,000.00	$3.50	$700.00	$5.10	$1,020.00	$6.00	$1,200.00	$7.00	$1,400.00
237-A	WATTLES 12'	LIN. FT.	10	$20.00	$200.00	$7.50	$75.00	$12.70	$127.00	$5.00	$50.00	$10.00	$100.00
246-A	SANDBAGS	EACH	10	$20.00	$200.00	$14.00	$140.00	$15.25	$152.50	$15.00	$150.00	$10.00	$100.00
601-B	STRUCTURAL CONCRETE	CU. YD.	70	$500.00	$35,000.00	$299.00	$20,930.00	$284.60	$19,922.00	$465.00	$32,550.00	$775.00	$54,250.00
602-A	#4 REBAR	LBS.	2400	$1.00	$2,400.00	$1.00	$2,400.00	$1.90	$4,560.00	$1.50	$3,600.00	$4.00	$9,600.00
608-A	CONCRETE SIDEWALK, WITHOUT REINFORCEMENT	SQ. YD.	150	$40.00	$6,000.00	$42.00	$6,300.00	$72.40	$10,860.00	$78.00	$11,700.00	$70.00	$10,500.00
618-A	MAINTENANCE OF TRAFFIC	LUMP SUM	1	$5,000.00	$5,000.00	$26,200.00	$26,200.00	$19,000.00	$19,000.00	$26,600.00	$26,600.00	$42,000.00	$42,000.00
620-A	MOBILIZATION	LUMP SUM	1	$3,000.00	$3,000.00	$12,280.00	$12,280.00	$10,150.00	$10,150.00	$22,000.00	$22,000.00	$5,000.00	$5,000.00
1500-A	CONSTRUCTION OF PAVILION, PER PLANS	LUMP SUM	1	$90,000.00	$90,000.00	$89,100.00	$89,100.00	$92,400.00	$92,400.00	$94,200.00	$94,200.00	$93,000.00	$93,000.00
1520-A	INSTALLATION OF HANDRAIL	LIN. FT.	70	$70.00	$4,900.00	$133.00	$9,310.00	$254.00	$17,780.00	$150.00	$10,500.00	$200.00	$14,000.00
		TOTAL BASE BID			$153,000.00		$171,786.25		$179,096.25		$216,650.00		$233,350.00

ADD ALTERNATE #1

Item Number	Item Description	Unit	Quantity	Unit Price	Item Total	Unit Price	Item Total	Unit Price	Item Total	Unit Price	Item Total	Unit Price	Item Total
1500-A	CONSTRUCTION OF ELECTRICAL SYSTEM	LUMP SUM	1	$45,000.00	$45,000.00	$26,885.00	$26,885.00	$30,500.00	$30,500.00	$47,600.00	$47,600.00	$37,195.00	$37,195.00
		TOTAL ADD ALTERNATE #1			$45,000.00		$26,885.00		$30,500.00		$47,600.00		$37,195.00

ADD ALTERNATE #2

Item Number	Item Description	Unit	Quantity	Unit Price	Item Total	Unit Price	Item Total	Unit Price	Item Total	Unit Price	Item Total	Unit Price	Item Total
1520-A	INSTALLATION OF TRASH RECEPTACLE, PER PLANS	EACH	2	$600.00	$1,200.00	$614.00	$1,228.00	$1,016.50	$2,033.00	$700.00	$1,400.00	$440.00	$880.00
1520-A	INSTALLATION OF PICNIC TABLE, PER PLANS	EACH	4	$1,000.00	$4,000.00	$586.00	$2,344.00	$1,016.50	$4,066.00	$725.00	$2,900.00	$455.00	$1,820.00
1520-A	INSTALLATION OF BENCHES, PER PLANS	EACH	4	$800.00	$3,200.00 #1	$478.00	$1,912.00	$635.25	$2,541.00	$525.00	$2,100.00	$298.00	$1,192.00
		TOTAL ADD ALTERNATE #2			$8,400.00 #2		$5,484.00		$8,640.00		$6,400.00		$3,892.00

SULLIVAN PARK PAVILION
CITY OF HATTIESBURG, MISSISSIPPI

				Greater Southeast Const., LLC 20 Bellegrass Blvd Hattiesburg, MS 39402		Smith Contracting Co. LLC 2606 17th Ave Gulfport, MS 39501		Twin L Construction 8292 Firetower Road Pass Christian, MS 39571		Bulldog Construction Co., Inc. P O Box 1936 Madison, MS 39130		RJM McQueen Contracting, Inc. 80 Ramsey McQueen Road Collins, MS 39428	
ADD ALTERNATE #3													
Item Number	**Item Description**	**Unit**	**Quantity**	**Unit Price**	**Item Total**	**Unit Price**	**Item Total**	**Unit Price**	**Item Total**	**Unit Price**	**Item Total**	**Unit Price**	**Item Total**
211-D	TOPSOIL FOR PLANT PITS, CONTRACTOR FURNISHED	CU. YD.	20	$20.00	$400.00	$60.00	$1,200.00	$25.40	$508.00	$56.00	$1,120.00	$45.00	$900.00
216-B	SOLID SODDING, CENTIPEDE	SQ. YD.	200	$10.00	$2,000.00	$575.00	$115,000.00 *#3*	$8.90	$1,780.00	$7.00	$1,400.00	$8.00	$1,600.00
219-A	WATERING	KGAL	50	$10.00	$500.00	$48.00	$2,400.00	$40.00	$2,000.00	$35.00	$1,750.00	$1.00	$50.00
230-A	SHRUB PLANTING, KNOCKOUT ROSE	EACH	15	$50.00	$750.00	$36.00	$540.00	$58.45	$876.75	$37.00	$555.00	$50.00	$750.00
230-A	SHRUB PLANTING, DWARF YAUPON HOLLY	EACH	12	$50.00	$600.00	$26.50	$318.00	$52.00	$624.00	$30.00	$360.00	$45.00	$540.00
230-D	BED PREPARATION	SQ. FT.	250	$15.00	$3,750.00	$3.00	$750.00	$1.25	$312.50	$3.00	$750.00	$13.50	$3,375.00
232-A	FERTILIZER FOR WOODY PLANT MATERIAL, TABLET, 21 GRAM	EACH	27	$5.00	$135.00	$8.50	$229.50	$3.80	$102.60	$3.00	$81.00	$3.00	$81.00
		TOTAL ADD ALTERNATE #3			**$8,135.00**		**$120,437.50** *#4*		**$6,203.85**		**$6,016.00**		**$7,296.00**
		TOTAL BASE BID			**$153,000.00**		**$171,786.25**		**$179,096.25**		**$216,650.00**		**$233,350.00**
		TOTAL ADD ALTERNATE #1			**$45,000.00**		**$26,885.00**		**$30,500.00**		**$47,600.00**		**$37,195.00**
		TOTAL ADD ALTERNATE #2			**$8,400.00**		**$5,484.00**		**$8,640.00**		**$6,400.00**		**$3,892.00**
		TOTAL ADD ALTERNATE #3			**$8,135.00**		**$120,437.50**		**$6,203.85**		**$6,016.00**		**$7,296.00**

#1 Incorrect Extension - Bid Proposal reflected $4,800.00 ***#2*** Incorrect Total Add Alt #1 - Bid Proposal reflected $10,000.00 ***#3*** Incorrect Extension - Bid Proposal reflected $1,150.00 ***#4*** Incorrect Total Add Alt #1 - Bid Proposal reflected $6,587.50

I hereby certify this to be a true and accurate Bid Tabulation of bids received at 10:00A.M., local time, Thursday, January 25th, 2018 for the Sullivan Park Pavilion Project for the City of Hattiesburg, Forrest County Mississippi

GEOFFREY PAUL CROSBY
LICENSED PROFESSIONAL
ENGINEER
19984
STATE OF MISSISSIPPI

Geoffrey Crosby, P.E.
Mississippi Registration No. 19984

City of Hattiesburg, MS

200 Forrest St.
P.O. Box 1898
Hattiesburg, MS 39401

Master

File Number: 2018-185

File ID:	2018-185	**Type:**	Regular Agenda Item	**Status:**	Agenda Ready
Version:	1	**Reference:**		**In Control:**	City Council
Requester:	Lamar Rutland			**File Created:**	01/29/2018
Brief Title:	Accept bid from Buckhaults Electric Service, LLC for the Tatum Park Soccer Fields #15 & #17 Lighting Project			**Final Action:**	
				Minute Book Number:	MB2018-35

Title:

Acknowledge bids received January 25, 2018 for the Tatum Park Soccer Fields #15 & #17 Lighting Project and accept bid of $164,800.00 from Buckhaults Electric Service, LLC as lowest and best bid; Authorize Mayor to execute contracts upon preparation.

Notes:			
		Agenda Date:	02/06/2018
Indexes:		**Agenda Number:**	VII.-7
Sponsors:		**Enactment Date:**	
Attachments:	Tatum Park - Fields 15 17 Lighting-Cert Bid Tab, Buckhaults Ltr	**Enactment Number:**	
Contact:		**Meeting Date:**	02/06/2018
Drafter:	Sharon Waits	**Effective Date:**	

History of Legislative File

Version:	Acting Body:	Date:	Action:	Sent To:	Due Date:	Return Date:	Result:
1	City Council	02/06/2018					

Text of Legislative File 2018-185

Title

Acknowledge bids received January 25, 2018 for the Tatum Park Soccer Fields #15 & #17 Lighting Project and accept bid of $164,800.00 from Buckhaults Electric Service, LLC as lowest and best bid; Authorize Mayor to execute contracts upon preparation.

Summary

Acknowledge bids received January 25, 2018 for the Tatum Park Soccer Fields #15 & #17 Lighting Project and accept bid of $164,800.00 from Buckhaults Electric Service, LLC as

lowest and best bid; Authorize Mayor to execute contracts upon preparation.

Budget Information

002300.7240

TATUM PARK - SOCCER FIELDS #15 & #17 LIGHTING
CITY OF HATTIESBURG, MISSISIPPI

				Buckhaults Electric Svc, LLC 600 Harrison Street Ellisville, MS 39437		Doleac Electric Co., Inc. 1120 Finlo Drive Hattiesburg, MS 39401		Weaver Electric, Inc. 10194 Lorraine Road, #I-B Gulfport, MS 39503		Southern Electric Corp. 4374 A Mangum Drive Flowood, MS 39232		Chain Electric Co. 1308 West Pine St. Hattiesburg, MS 39401	
Pay Item	**Description**	**Unit**	**Quantity**	**Unit Price**	**Price Extension**	**Unit Price**	**Price Extension**	**Unit Price**	**Price Extension**	**Unit Price**	**Price Extension**	**Unit Price**	**Price Extension**
1.0	TATUM PARK - SOCCER FIELDS #15 & #17 LIGHTING	LS	1	$164,800.00	$164,800.00	$197,700.00	$197,700.00	$203,445.00	$203,445.00	$220,500.00	$220,500.00	$230,900.00	$230,900.00
			TOTAL BASE BID =		**$164,800.00**		**$197,700.00**		**$203,445.00**		**$220,500.00**		**$230,900.00**

I hereby certify this to be a true and accurate Bid Tabulation of bids received at 10:00A.M., local time, Thursday, January 25th, 2018 for the Tatum Park Soccer Fields #15 & #17 Lighting Project for the City of Hattiesburg, Forrest County Mississippi

GEOFFREY PAUL CROSBY
LICENSED PROFESSIONAL ENGINEER
19984
STATE OF MISSISSIPPI

Geoffrey Crosby, P.E.
Mississippi Registration No. 19984

NEEL-SCHAFFER
Solutions you can build upon

engineers
planners
surveyors
environmental scientists
landscape architects

January 29, 2018
N-S Project No. 8667.018-36

Toby Barker
Mayor
City of Hattiesburg
P.O. Box 1898
Hattiesburg, Mississippi 39403-1898

REFERENCE: TATUM PARK – SOCCER FIELDS #15 & #17 LIGHTING
CITY OF HATTIESBURG, FORREST COUNTY

Dear Mayor Barker:

Enclosed for your records is one (1) copy of the Certified Bid Tabulation for the bids received for the referenced project. As you are aware there were five (5) bids submitted, opened and read at the bid opening on January 25, 2018. Upon review and tabulation of the bids received and opened, the bid of Buckhaults Electric Service, LLC in the amount of $164,800.00 was determined to be the apparent low bidder.

Neel-Schaffer therefore recommends that the City of Hattiesburg review the bid submitted by Buckhaults Electric Service, LLC and award the project, to the lowest and best bidder.

Sincerely,

NEEL-SCHAFFER, INC.

Geoffrey Crosby, P.E.
Senior Project Manager

Enclosures

Post Office Box 1487 •Hattiesburg, MS 39403-1487 •601.545.1565 • Fax 601.545.2267

City of Hattiesburg, MS

200 Forrest St.
P.O. Box 1898
Hattiesburg, MS 39401

Master

File Number: 2018-165

File ID:	2018-165	**Type:**	Regular Agenda Item	**Status:**	Agenda Ready
Version:	1	**Reference:**		**In Control:**	City Council
Requester:	Andrew Ellard			**File Created:**	01/25/2018
Brief Title:	Acknowledge bids received January 11, 2018 for Hub City Transit Facility construction and accept bid from Greater Southeast Construction, LLC.			**Final Action:**	
				Minute Book Number:	MB2018-35

Title:

Acknowledge bids received January 11, 2018 for the Hub City Transit Facility construction project and accept bid from Greater Southeast Construction, LLC in the amount of $1,053,000.00 as the lowest and best bid; authorize Mayor to execute contract for same, including all alternates.

Notes:			
		Agenda Date:	02/06/2018
Indexes:		**Agenda Number:**	VII.-8
Sponsors:		**Enactment Date:**	
Attachments:	HCT Facility Bid Tab - Certified, HCT Facility Bid Recommendation Letter, 17000 HUB City Specifications_Combined, ADDENDUM NUMBER ONE_combined, A101-2007 - Final - 002	**Enactment Number:**	
Contact:		**Meeting Date:**	02/06/2018
Drafter:		**Effective Date:**	

History of Legislative File

Version:	Acting Body:	Date:	Action:	Sent To:	Due Date:	Return Date:	Result:
1	City Council	02/06/2018					

Text of Legislative File 2018-165

Title

Acknowledge bids received January 11, 2018 for the Hub City Transit Facility construction project and accept bid from Greater Southeast Construction, LLC in the amount of $1,053,000.00 as the lowest and best bid; authorize Mayor to execute contract for same, including all alternates.

Summary

Acknowledge bids received January 11, 2018 for Hub City Transit Facility construction and accept bid from Greater Southeast Construction, LLC.

Budget Information

073570

Expenditure Type

FTA Grant-funded

Purchasing Item

Sealed bid

Publication Information

MAJOR DESIGN STUDIO

Bid Tabulation Form

Project Name: City of Hattiesburg, HUB City Transit Facility **Opening Date, Time:** 11 January 2018 @ 10:00 a.m.
MDS Project #17000

Contractor	AMS Services	Casablanca Construction Inc.	Greater Southeast Construction	D.N.P Inc.	Hanco Corporation	Jay-Van Company
Certificate of Responsibility	16987-MC	01640-MC	20-357-MC			01847-MC
Surety Company	Developers Surety	Fidelity & Deposit	Fidelity & Deposit			Travelers Casualty
Addendum 1 Acknowledged						
TOTAL BASE BID:	$1,027,776	$882,000	$869,000	NO BID	NO BID	$982,000
Alternate # 1- Provide second floor flooring/ Days	$50,000 (30 day)	$54,000 (30)	$14,000 (0)			$27,000 (10)
Alternate # 2- Provide second floor flooring HVAC unit/ Days	$35,000 (15 day)	$15,000 (10)	$13,000 (0)			$17,000 (10)
Alternate #3- Provide new pit, stairs and pipes/ Days	$40,000 (30 day)	$46,000 (30)	$50,000 (0)			$48,000 (20)
Alternate #4- Enclose exterior shop Bay/ Days	$80,000 (30 day)	$48,000 (30)	$48,000 (0)			$37,000 (14)
Alternate #5- Oil water separator/ Days	$15,000 (21 day)	$9,000 (10)	$13,000 (0)			$9,000 (10)
Alternate #6- Brick on West side of Bldg/ Days	$30,000 (21 day)	$60,000 (30)	$46,000 (0)			$55,000 (20)
Total Days	240+	240+	240			240+
Total	$1,277,776	$1,114,000	$1,053,000			$1,175,000

Certified Correct by: _____

Ryan H. Ashford, Senior Associate AIA

414-1 Main Street Columbus, Mississippi 39701 662.425.2485
Fax 662.855.0131

MAJOR DESIGN STUDIO

Bid Tabulation Form

Project Name: City of Hattiesburg, HUB City Transit Facility **Opening Date, Time:** 11 January 2018 @ 10:00 a.m.
MDS Project #17000

Contractor	Macs Construction	Reeves Construction	Richard Womack Construction	The Arcon Group MS, LLC	Trans4fed, LLC	
Certificate of Responsibility	03097-MC	11782-MC	17531-MC	16936-MC	21526-MC	
Surety Company	Travelers Casualty	North American Specialty	Fidelity & Deposit	Travelers Casualty & Surety	Fidelity & Deposit	
Addendum 1 Acknowledged						
TOTAL BASE BID:	$907,300	$1,110,000	$969,000	$896,000	$1,215,000	
Alternate # 1- Provide second floor flooring/ Days	$31,900 (13 day)	$30,000 (5)	$13,000 (0)	$39,600 (30)	$38,242 (10)	
Alternate # 2- Provide second floor flooring HVAC unit/ Days	$14,700 (1 day)	$23,000 (3)	$13,000 (0)	$15,000 (25)	$5,360 (5)	
Alternate #3- Provide new pit, stairs and pipes/ Days	$48,700 (14 day)	$52,000 (30)	$23,000 (0)	$45,100 (25)	$19,431 (10)	
Alternate #4- Enclose exterior shop Bay/ Days	$56,700 (15 day)	$48,000 (15)	$42,000 (0)	$39,800 (25)	$7,535 (5)	
Alternate #5- Oil water separator/ Days	$13,900 (15 day)	$11,000 (7)	$10,500 (0)	$23,300 (25)	$3,076 (5)	
Alternate #6- Brick on West side of Bldg/ Days	$39,000 (15 day)	$52,000 (12)	$31,750 (0)	$35,400 (35)	$4,887 (5)	
Total Days	240+	240	240	240	240	
Total	$1,112,200	$1,326,000	$1,102,250	$1,094,200	$1,293,531	

Certified Correct by: _____
Ryan H. Ashford, Senior Associate AIA

414-1 Main Street Columbus, Mississippi 39701 662.425.2485
Fax 662.855.0131

MAJOR DESIGN STUDIO
Major Andrews IV, NCARB
PRINCIPAL

Architecture

Programming

Planning

24 January 2018

Mr. Andrew Ellard, Director of Urban Development
City of Hattiesburg
P.O. box 1898
Hattiesburg, Mississippi 39401

City of Hattiesburg, Hub City Transit Facility, Bid Review Recommendation.

Dear Mr. Ellard,

MDS has done a review of the Greater Southeast Construction, LLC references since their bid was the lowest bid. Moreover, MDS have contacted several of their references and received excellent feedback.

The bid numbers for Greater Southeast Construction, LLC are as follows:

Base Bid	$869,000.00
Alternate #1 provide second floor	$14,000.00
Alternate #2 provide second floor hvac	$13,000.00
Alternate #3 Provide new pit/ stairs	$50,000.00
Alternate #4 Enclose Exterior shop bay	$48,000.00
Alternate #5 Oil Water Separator	$13,000.00
Alternate #6 Bricks on West Side	$46,000.00
Total Construction Cost	**$1,053,000.00**
Total number days 240	

It is MDS recommendation to approve Greater Southeast Construction, LLC at the total construction cost and for the total number of days listed above. Let us know if you have any questions. Thanks in advance.

Sincerely,

Ryan H. Ashford, Senior Associate AIA
662.425.3481
AshfordR1@gmail.com

C: Vince Nelms- City of Hattiesburg; Major Andrews, AIA – MDS; File # 17000

MAJOR DESIGN STUDIO

PROJECT MANUAL
FOR

HUB CITY TRANSIT FACILITY

HATTIESBURG, MISSISSIPPI
30 NOVEMBER 2017

PROJECT NO. 17000

REGISTERED ARCHITECT
MAJOR
ANDREWS IV
11/30/17
4865
STATE OF MISSISSIPPI

SET NO. _____

City of Hattiesburg
Hattiesburg, Mississippi

OWNER:

City of Hattiesburg
200 Forrest Street
Hattiesburg, Mississippi 39401
601.325.8987
Contact: Mr. Vincent Nelms, Transit Division Manager

ARCHITECT:

Major Design Studio, PLLC
414-1 Main Shady Street
Columbus, MS 39701
662.425.2485
662.425.3481, Ryan Ashford
662.241.6829 Fax
Contact: Mr. Major Andrews IV, AIA, Principal
Mr. Ryan Ashford, Senior Associate, Project Manager

STRUCTURAL CONSULTANTS:

PEC Structural Engineering, Inc.
3005 L&N Drive-Suite #3
Huntsville, AL 35801
256.533.3042
256.533.3043 Fax
Contact: Mr. Jonathan Powell, PE

MECHANICAL/PLUMBING CONSULTANTS:

DW Collier Engineering, Inc.
720 Broadway Street – Suite 100
South Fulton, TN 38257
731.479.2115
Contact: Mr. Alan Crittendon, PE

ELECTRICAL CONSULTANTS:

The Power Source
945 Madison Avenue
Madison, MS 39110
601.605.4820
601.605.4875 Fax
Contact: Mr. Chris Green, PE

INDEX TO SPECIFICATIONS

DIVISION 0 | PROCUREMENT AND CONTRACTING REQUIREMENTS

001113 Advertisement for Bids
002113 Instruction to Bidders
004113 Bid Form
004323 Alternate Form
005200 Agreement Form
007200 General Requirements
007300 Supplementary Instruction

DIVISION 1 | GENERAL REQUIREMENTS

011000 Summary
012100 Allowances
012300 Alternates
012500 Substitutions
012600 Contract Modification Procedures
012900 Payment Procedures
013100 Project Management and Coordination
013200 Construction Progress Documentation
013300 Submittal Procedures
013516 Alteration Project Procedures
014000 Quality Requirements
014200 References
015000 Temporary Facilities and Controls
015000.1 Project Sign
016000 Product Requirements
017300 Execution
017700 Closeout Procedures
017823 Operation and Maintenance Data
017900 Demonstration and Training

DIVISION 2 | EXISTING CONDITIONS

024119 Selective Demolition

DIVISION 3 | CONCRETE

Listed on Structural Drawings

DIVISION 4 | MASONRY

042000 Unit Masonry

DIVISION 5 | METALS

055000 Metal Fabrications

DIVISION 6 | WOOD AND PLASTICS

061000 Rough Carpentry

DIVISION 7 | THERMAL AND MOISTURE PROTECTION

071113 Bituminous Dampproofing
721000 Thermal Insulation
076200 Sheet Metal Flashing and Trim
078443 Joint Firestopping
079200 Joint Sealants

DIVISION 8 | OPENINGS

081113 Hollow Metal Doors and Frames
081416 Flush Wood Doors
083613 Sectional Overhead Doors
084113 Aluminum-Framed Entrances and Storefront
087100 Door Hardware
088000 Glazing

.

DIVISION 9 | FINISHES

092900 Gypsum Board
093103 Porcelain, Ceramic and Glass Tile
095113 Acoustical Panel Ceiling
096513 Resilient Base and Accessories
096519 Resilient Tile Flooring
096813 Tile Carpeting
098000 Soundbarrier Sheathing
099113 Painting

DIVISION 10 | SPECIALTIES

101423 Panel Signage
101423.1Plaque
102113 Phenolic-Core Toilet Compartments
102800 Toilet Bath and Laundry Accessories
104413 Fire Protection Cabinets
105113 Metal Lockers

DIVISION 13 | SPECIAL CONSTRUCTION

133419 Metal Building Systems

DIVISION 22 | MECHANICAL

Listed on the Mechanical Drawings

DIVISION 26 | ELECTRICAL

260511 Electrical, General, and Work in Existing Facilities
260519 Low-Voltage Power Conductors and Cables
260526 Grounding and Bonding
260533 Raceways, Outlet Boxers, and Junction Boxes
260573 Electrical Studies
260923 Switches and Receptacles
260926 Occupant Sensors
262400 Panel Boards
262800 Disconnect
264300 SPD
265100 Lighting

DIVISION 27 | ELECTRICAL

273000 Telephone and Data Systems

DIVISION 28 | ELECTRICAL

282302 Burglar Alarm and Security Cameras

DIVISION 31 | EARTHWORKS

Listed on the Structural Drawings

DIVISION 32 | EXTERIOR IMPROVEMENTS

321313 Concrete Paving

APPENDICIES

Appendix A.1 Federally Required and Other Model Contract Clauses
Appendix A.2 Wage Rates

DIVISION 0

PROCUREMENT AND CONTRACTING REQUIREMENTS

DOCUMENT 001113 - ADVERTISEMENT FOR BIDS

1.1 PROJECT INFORMATION

A. Notice to Bidders: Qualified bidders may submit bids for project as described in this Document. Submit bids according to the Instructions to Bidders.

1. Regulatory Requirements: MS Code of 1972 for Public Contracting shall govern submittal, opening, and award of bids.

B. Project Identification: HUB City Transit Facility, 17000-Architect's Project Number.

1. Project Location: 1001 South Tipton Street
Hattiesburg, Mississippi 39401

C. Owner: City of Hattiesburg
200 Forrest Street
Hattiesburg, Mississippi 39401

1. Owner's Representative: Vincent Nelms, Transit Division Manager

D. Architect: Major Design Studio, PLLC
414-1 Main Street
Columbus, Mississippi 39701
Major Andrews IV, AIA, Principal
Ryan Ashford, Sr. Assoc. AIA, Project Manager

E. Project Description: Project consists of constructing a pre-engineered building that consist of 6,400 square feet of office area, 3,200 square feet of maintenance area, and 2,000 sf open bay on an existing concrete foundation.

1. Project cost range is anticipated to be under $1,300,000.00.

F. Construction Contract: Bids will be received for the following Work:

1. General Contract (all trades).

1.2 BID SUBMITTAL AND OPENING

A. Owner will receive sealed lump sum bids until the bid time and date at the location given below. Owner will consider bids prepared in compliance with the Instructions to Bidders issued by Owner, and delivered as follows:

1. Bid Date: 11 January 2018
2. Bid Time: 10:00 a.m., local time.
3. Location: 200 Front Street, Hattiesburg, Mississippi 39401

B. Bids will be thereafter publicly opened and read aloud.

1.3 BID SECURITY

A. Bid security shall be submitted with each bid in the amount of five percent (5%)of the bid amount. No bids may be withdrawn for a period of sixty (60) days after opening of bids. Owner reserves the right to reject any and all bids and to waive informalities and irregularities.

1.4 PREBID MEETING

A. Prebid Meeting: A Prebid meeting for all bidders will be held at the City of Hattiesburg on Thursday, January 4, 2017 at 10:00 a.m. local time. Prospective prime bidders are requested to attend.

1. Bidders' Questions: Architect will provide responses at Prebid conference to bidders' questions received up to (2) two business days prior to conference.

1.5 DOCUMENTS

A. Printed Procurement and Contracting Documents: November 30, 2017, through Plan House Printing. Those interested in viewing or obtaining documents are required to register for an account at www.majordesignstudioplans.com. Only complete sets of documents will be issued.

1. A non- refundable deposit of $150.00 per digital copy made payable to Plan House Printing.

B. Viewing Procurement and Contracting Documents: Examine after November 30, 2017 at the locations below:
1. Office of Plan House Printing, 1A Churchill Street, Hattiesburg, MS, 601.336.6378.

1.6 TIME OF COMPLETION AND LIQUIDATED DAMAGE

A. Successful bidder shall begin the Work on receipt of the Notice to Proceed and shall complete the Work within the Contract Time. Liquidated damages will be $250.00 per calendar day.

1.7 BIDDER'S QUALIFICATIONS

A. Bidders must be properly licensed under the laws governing their respective trades and be able to obtain insurance and bonds required for the Work. A Performance Bond, separate Labor and Material Payment Bond, and Insurance in a form acceptable to Owner will be required of the successful Bidder.

1.8 NOTIFICATION

A. This Advertisement for Bids document is issued by Mr. Toby Barker, Mayor, City of Hattiesburg.

Dates of Publication:
November 30, 2017
December 7, 2017

END OF DOCUMENT 001113

DOCUMENT 002113 - INSTRUCTIONS TO BIDDERS

PART 1 - GENERAL

1.1 GENERAL REQUIREMENTS

A. Interpretations: Should a bidder find discrepancies in or omissions from the Drawings or Project Manual or be in doubt as to their written meaning he should immediately notify the Architect who then will send a written instruction or interpretation to all known holders of the Documents. Neither the Owner nor the Architect will be responsible for any oral instructions. Questions received less than 48 hours before scheduled time or bid opening cannot be answered.

B. Addenda: Any Addenda to the Drawings or Project Manual issued before or during the time of bidding shall be included in the Proposal and become a part of the Contract.

C. Product Substitutions: The Architect shall not consider requests for substitutions during the bidding process. Additionally, the bidder is advised that some sections of the specifications do not allow for substitutions and all products shall meet requirements of the Contract Documents where substitutions may be allowed. Failure to comply with the Contract Document requirements and specified submittal procedures may result in the rejection of the request substitution.

1.2 BIDDING

A. Method of bidding: Lump sum, single bids received on General Contract will include all work shown on drawings or specified herein.

B. Sub-Contractors: The bidder is specifically advised that any person, firm or party to whom it is proposed to award a sub-contract under the contract must be acceptable to the Owner.

1.3 CERTIFICATE OF RESPONSIBILLITY

A. Certificate of Responsibility Number: Each contractor submitting a bid exceeding $50,000.00 must show on his bid, and on the face of the envelope containing the bid, his Certificate of Responsibility Number, as required by Section 10(f), Chapter 505, General Laws of Mississippi-1985, and in accordance with Sections 25-43-1 through 25-43-19, Mississippi Code of 1972. If the bid does not exceed the above stated amounts, a notation so stating must appear on the face of the envelope.

B. Evidence: No bid will be opened, considered, or accepted unless the above information is given as specified. Sufficient evidence that said Certificate of Responsibility has been issued and is in effect at the time of receiving bids must be submitted when required by the owner or the Architect.

C. The Prime Contractor, on or before being awarded the Prime Contract, shall submit to the Architect for approval a list of all sub-contracts, exceeding $50,0000.00

1.4 BID SECURITY

A. Each bid must be accompanied by the Bidder's certified check of bid bond, duly executed by the Bidder as Principal and having as surety thereon, a surety company approved by the Owner and signed by an agent

resident in Mississippi, in the amount of five percent (5%) of the bid. All bid bonds must be accompanied by an appropriate Power of Attorney designating the Mississippi Resident Agent.

B. Such cash, checks or bid bonds will be returned to all except the three lowest Bidders within three days after the opening of bids. The remaining cash, checks, or bid bonds will be returned promptly after the owner and the accepted Bidder have executed the Contract or, if no award has been made within 45 days after the date of opening of bids, upon demand of the bidders at any time thereafter, so long as he has not been notified of the acceptance of his bid.

1.5 OPENING OF PROPOSALS

A. Sealed bid proposals for the project will be received by the City of Hattiesburg, 11 January 2018 and thereby publicly opened and read.

B. Bids shall be submitted on the form to be furnished by the Architect and must be accompanied by bid bond or certified check for at least five percent (5%) of the base bid payable to the Owner. No bid may be withdrawn for 60 days after the actual date of the bid opening.

C. All bids must comply with applicable state laws of the State of Mississippi and shall include Contractor's Certificate of Responsibility Number. A performance and payment bond for one hundred percent (100%) of the contract sum will be required of the successful bidder.

D. The Owner reserves the right to waive irregularities and to reject any and/or all bids. The omission of any information requested on the Proposal Form may be considered as in informality, or irregularity, but the Owner when in their opinion, the omitted information does not alter the amounts contained in the submitted bid proposal.

1.6 PREPARATION OF BID

A. Conditions of Work: Each Bidder must fully inform himself of the conditions relating to construction of the project and employment of labor thereon. Failure to do so will not relieve a successful bidder of his obligation to furnish all material and labor necessary to carry out provisions of this contract. Insofar as possible the Contractor must employ methods or means to cause no interruptions of or interference with the work of any other Contractor.

B. Examination of Site: All Bidders, including the general and sub-contractors, shall visit the site of the building, compare the drawings and project manual with any work in place, and inform themselves of all conditions. Failure to visit the site will in no way relieve the successful bidder from furnishing any materials or performing any work require to complete the work in accordance with the Drawings and Project Manual without additional cost to the Owner.

C. Laws and Regulations: The Bidder's attention is directed to the fact that all applicable state laws, municipal ordinances, and the rules and regulations of all authorities having jurisdiction over construction of the project apply to the Contract.

D. Obligation of Bidder: At the time of the opening bids, each Bidder will be presume to have inspected the site and to have read and be thoroughly familiar with Drawings and Project Manual, including all Addenda

1.7 PROPOSALS

A. Form: Make all Proposals on forms provided and fill all applicable blank spaces without interlineations, alteration or erasure and must not contain recapitulation of the work to be done. No oral, telegraphic, or telephone proposals will be considered. Any addenda issued during the bidding shall be noted on the Proposal Form.

B. Withdrawal: Any bid may be withdrawn prior to the above scheduled time for opening of bids or authorized postponement thereof. Any bids received after the time and date specified will not be considered. Bids may not be withdrawn until sixty (60) days after bid opening.

C. Submittal: Submit bids in duplicate (two), in an opaque sealed envelope marked as follows:

Bid For: HUB City Transit Facility
Certificate of Responsibility Number_____

D. Directions for Mailing: To mail his bid, the Contractor should note the envelope:

Bid For: HUB City Transit Facility
Architect Project # 17000

Mail to: City of Hattiesburg
200 Forrest Street
Hattiesburg, MS 39401

1.8 BID MODIFICATIONS

A. Telegraphic Bid Modification will not be allowed.

B. Modification of Bid on face of sealed envelope will not be considered and only those figures written on the Bid Proposal Form will be valid.

1.9 CONTRACT

A. Award of Contract: Contract will be awarded on the basis of the best bid received based on Owner's and Architect's evaluations of the bid, prior performance of bidder and its proposed subcontractor and suppliers. The Owner reserves the right to award based on the Owner's evaluation of the bid. The owner reserves the right to waive irregularities and to reject any and/or bids.

B. The Owner shall have the right to accept alternates in any order or combination and to determine the successful Bidder on the basis of the alternates accepted.

C. Disqualification of Bidder: The Owner reserves the right to award to other than the low Bidder when, in the Owner's judgment, it is in his best interest to do so. Three such reasons are:

1. Bidder being in arrears on existing contracts.

2. Bidder being in litigation with the Owner of the institution/agency

3. Bidder having defaulted on a previous Contract.

The above is not an inclusive list.

D. Security for Faithful Performance: Simultaneously with his delivery of the Executed Contract, the Contractor shall furnish a surety bond as security for faithful performance of this Contract and for the payment of all persons performing labor on the project under this Contract and furnishing materials in connection with this Contract. The surety on such bond or bonds shall be a duly authorized surety company, satisfactory to the Owner.

E. Time for Completion: Bidder must agree to commence work on or before a date specified in a written "Notice to Proceed" and to fully complete the project within the calendar days indicated on the Proposal Form and Agreement between Owner and Contractor.

F. Liquidated Damages to Failure to Enter into Contract: The successful Bidder, upon his failure or refusal to execute and deliver the contract, bond, and insurance required within ten (10) days after he has received notice of acceptance of his bid, shall forfeit to the Owner as liquidated damages, the security deposited with his bid.

1.10 BID DOCUMENTS

Contract Documents are being made available via original paper and digital copy, and will be available for viewing at the office of office of City of Hattiesburg, 200 Forrest Street, Hattiesburg, Mississippi 39401. A complete set of bidding documents is available through Plan House Printing. Those interested in viewing or obtaining documents are required to register for an account at www.majordesignstudioplans.com. Registration requires a valid email address. Bid documents may be obtained upon payment of $150.00 (which is non-refundable) and must be purchased through the website or by phone. Call Plan House Printing at 662.407.0193 regarding questions about registration or placing orders.

PART 2- PRODUCTIONS (NOT USED)

PART3- EXECUTION (NOT USED)

END OF DOCUMENT 002113

DOCUMENT 004113 - BID FORM - STIPULATED SUM (SINGLE-PRIME CONTRACT)

1.1 BID INFORMATION

A. Bidder: _____.

B. Project Name: HUB City Transit Facility.

C. Project Location: 1001 South Tipton Street, Hattiesburg, Mississippi 39401.

D. Owner: City of Hattiesburg, Mississippi.

E. Architect: Major Design Studio, PLLC., 414-1 Main Street, Columbus, Mississippi 39701.

F. Architect Project Number: 17000

1.2 CERTIFICATIONS AND BASE BID

A. Base Bid, Single-Prime (All Trades) Contract: The undersigned Bidder, having carefully examined the Procurement and Contracting Requirements, Conditions of the Contract, Drawings, Specifications, and all subsequent Addenda, as prepared by Major Design Studio, PLLC and Architect's consultants, having visited the site, and being familiar with all conditions and requirements of the Work, hereby agrees to furnish all material, labor, equipment and services, including all scheduled allowances, necessary to complete the construction of the above-named project, according to the requirements of the Procurement and Contracting Documents, for the stipulated sum of:

1. _____ Dollars ($_____).
2. The above amount may be modified by amounts indicated by the Bidder on the attached Document 012300 "Alternates Form."

1.3 BID GUARANTEE

A. The undersigned Bidder agrees to execute a contract for this Work in the above amount and to furnish surety as specified within 10 days after a written Notice of Award, if offered within 30 days after receipt of bids, and on failure to do so agrees to forfeit to Owner the attached cash, cashier's check, certified check, U.S. money order, or bid bond, as liquidated damages for such failure, in the following amount constituting five percent (5%) of the Base Bid amount above:

1. _____ Dollars ($_____).

B. In the event Owner does not offer Notice of Award within the time limits stated above, Owner will return to the undersigned the cash, cashier's check, certified check, U.S. money order, or bid bond.

1.4 SUBCONTRACTORS AND SUPPLIERS

A. The following companies shall execute subcontracts for the portions of the Work indicated:

1. Concrete Work: _____.
2. Masonry Work: _____.
3. Metal Building Work: _____.
4. Plumbing Work: _____.
5. HVAC Work: _____.
6. Electrical Work: _____.

1.5 TIME OF COMPLETION

A. The undersigned Bidder proposes and agrees hereby to commence the Work of the Contract Documents on a date specified in a written Notice to Proceed to be issued by Architect, and shall fully complete the Work within _____ calendar days.

1.6 ACKNOWLEDGEMENT OF ADDENDA

A. The undersigned Bidder acknowledges receipt of and use of the following Addenda in the preparation of this Bid:

1. Addendum No. 1, dated _____.
2. Addendum No. 2, dated _____.
3. Addendum No. 3, dated _____.
4. Addendum No. 4, dated _____.

1.7 CONTRACTOR'S LICENSE

A. The undersigned further states that it is a duly licensed contractor, for the type of work proposed, in The State of Mississippi, and that all fees, permits, etc., pursuant to submitting this proposal have been paid in full.

1.8 SUBMISSION OF BID

A. Respectfully submitted this ____ day of _____, 2018.

B. Submitted By_____(Name of bidding firm or corporation).

C. Authorized Signature:_____(Handwritten signature).

D. Signed By:_____(Type or print name).

E. Title:_____(Owner/Partner/President/Vice President).

F. Witness By:_____(Handwritten signature).

G. Attest:_____(Handwritten signature).

H. By:_____(Type or print name).

I. Title:_____(Corporate Secretary or Assistant Secretary).

J. Street Address:_____.

K. City, State, Zip_____.

L. Phone:_____.

M. License No.:_____.

N. Federal ID No.:_____(Affix Corporate Seal Here).

END OF DOCUMENT 004113

DOCUMENT 004323 - ALTERNATES FORM

1.1 BID INFORMATION

A. Bidder: _____.

B. Project Name: HUB City Transit Facility.

C. Project Location: 1001 South Tipton Street, Hattiesburg, Mississippi 39401.

D. Owner: City of Hattiesburg, Mississippi.

E. Architect: Major Design Studio, PLLC., 414-1 Main Street, Columbus, Mississippi 39701

F. Architect Project Number: 17000.

1.2 BID FORM SUPPLEMENT

A. This form is required to be attached to the Bid Form.

1.3 DESCRIPTION

A. The undersigned Bidder proposes the amount below be added to or deducted from the Base Bid if particular alternates are accepted by Owner. Amounts listed for each alternate include costs of related coordination, modification, or adjustment.

1. Cost-Plus-Fee Contract: Alternate price given below includes adjustment to Contractor's Fee.

B. If the alternate does not affect the Contract Sum, the Bidder shall indicate "NO CHANGE."

C. If the alternate does not affect the Work of this Contract, the Bidder shall indicate "NOT APPLICABLE."

D. The Bidder shall be responsible for determining from the Contract Documents the affects of each alternate on the Contract Time and the Contract Sum.

E. Owner reserves the right to accept or reject any alternate, in any order, and to award or amend the Contract accordingly within 60 days of the Notice of Award unless otherwise indicated in the Contract Documents.

F. Acceptance or non-acceptance of any alternates by the Owner shall have no affect on the Contract Time unless the "Schedule of Alternates" Article below provides a formatted space for the adjustment of the Contract Time.

1.4 SCHEDULE OF ALTERNATES

A. Alternate No. 1: Provide second floor framing as shown on the drawings:

1. ADD____ DEDUCT____ NO CHANGE____ NOT APPLICABLE____.
2. _____ Dollars ($_____).
3. ADD____ DEDUCT____ calendar days to adjust the Contract Time for this alternate.

B. Alternate No. 2: Provide HVAC Unit for second floor as shown on the drawings:

1. ADD____ DEDUCT____ NO CHANGE____ NOT APPLICABLE____.
2. _____ Dollars ($_____).
3. ADD____ DEDUCT____ calendar days to adjust the Contract Time for this alternate.

C. Alternate No. 3: Remove and replace the existing oil changing pit/ trench and all existing plumbing lines as shown on the drawings:
1. ADD____ DEDUCT____ NO CHANGE____ NOT APPLICABLE____.
2. _____ Dollars ($_____).
3. ADD____ DEDUCT____ calendar days to adjust the Contract Time for this alternate.

D. Alternate No. 4: Enclose open bay and provide electrical and mechanical as shown on the drawings:
1. ADD____ DEDUCT____ NO CHANGE____ NOT APPLICABLE____.
2. _____ Dollars ($_____).
3. ADD____ DEDUCT____ calendar days to adjust the Contract Time for this alternate.

E. Alternate No. 5: Remove and replace the existing oil/water separator as shown on the drawings:
1. ADD____ DEDUCT____ NO CHANGE____ NOT APPLICABLE____.
2. _____ Dollars ($_____).
3. ADD____ DEDUCT____ calendar days to adjust the Contract Time for this alternate.

F. Alternate No. 6: Provide brick on the Westside of the building as shown on the drawings.
1. ADD____ DEDUCT____ NO CHANGE____ NOT APPLICABLE____.
2. _____ Dollars ($_____).
3. ADD____ DEDUCT____ calendar days to adjust the Contract Time for this alternate.

1.5 SUBMISSION OF BID SUPPLEMENT

A. Respectfully submitted this ____ day of _____, 2018.

B. Submitted By:_____(Name of bidding firm or corporation).

C. Authorized Signature:_____(Handwritten signature).

D. Signed By:_____(Type or print name).

E. Title:_____(Owner/Partner/President/Vice President).

END OF DOCUMENT 004323

SECTION 005200 – AGREEMENT FORM

The Owner will use AIA Document A101, 2007 Edition, Standard Form of Agreement Between Owner and Contractor, where basis for Payment is a Stipulated Sum as a part of the Contract Documents.

The forms for the Payment Bond and Performance Bond shall be AIA Document A312, 2010 Edition or equal.

All Contractors bidding this Project are presumed to be familiar with this Document. A copy may be obtained from the Architect.

END OF SECTION 005200

SECTION 007200 - GENERAL CONDITIONS

"General Conditions of the Contract for Construction, "AIA Document A201, 2007 Edition, is a part of this Contract exactly as though fully-written and incorporation here in.

All Contractors bidding this Project are presumed to be familiar with this Document. A copy may be obtained from the Architect.

See Section 007300 – Supplementary Conditions in the event of a conflict between the General Conditions of the Contract for Construction, AIA Document A201, 2007 Edition is not expressly deleted or revised by reference in Section 007300.

END OF SECTION 007200

DOCUMENT 007300 - SUPPLEMENTARY CONDITIONS

PART 1 - GENERAL

1.1 DESCRIPTION

1. DOCUMENT: The following supplements modify, change, delete from, or add to the General Conditions of the Contract, AIA document A201, 2007 edition. When any Article of the General Conditions is modified, or deleted, by these Supplementary Conditions, the unaltered provisions of that Article, Paragraph, Subparagraph, or clause will remain in effect.

1.2 ARTICLE 1 – GENERAL PROVISIONS

1.1 BASIC DEFINITIONS

THE CONTRACT DOCUMENTS: Delete the last sentence of this paragraph and substitute the following sentence:

The Contract Documents include the Advertisement for Bids, Instructions to Bidders, Proposal Form Sample forms and all portions of addenda issued prior to execution of the Contract.

1.2 OWNERSHIP AND USE OF ARCHITECT'S DRAWINGS, SPECIFICATIONS, AND OTHER DOCUMENTS

1.2.1 Add a new sentence at the end of this subparagraph:

This paragraph in no way supersedes the Owner's documents right set forth in the agreement between the Owner and the Professional.

1.3 ARTICLE 2 – OWNER

2.1 DEFINITION

2.1.3 Add a new subparagraph as follows:

The Owner as used in these documents, refers to the Owner, for which the work under this contract is being used.

1.4 ARTICLE 3 – CONTRACTOR

3.18 INDEMNIFICATION

3.18.3 Add a new subparagraph as follows:

The Contractor agree to defend, hold harmless and indemnify the Owner against all claims or demands originating under this contract by subcontractors, materials, men, or other entities situated similarly.

1.5 ARTICLE 4 – ADMINISTRATION OF THE CONTRACT

4.1 ARCHITECT

4.1.4 Add a new Subparagraph as follows:

The term "Architect", "Engineer", or "Professional" as used in these documents refers to the Professional firm indicated in Paragraph 5.3 of the Standard Form of Agreement Between the Owner and the Contractor who has been directed by the Owner to design and observe construction of this Project.

1.6 ARTICLE 5 – SUBCONTRACTOR

No supplementary conditions

1.7 ARTICLE 6 – CONSTRUCTION BY OWNER BY SEPARATE CONTRACTORS

No supplementary conditions

1.8 ARTICLE 7

7.2 CHANGE ORDERS

7.2.2 Add the following article 7.2.2:

Adjustments to the Contract Sum by change order may be based upon one of the methods set forth in Article 7.3.3.1, 7.3.3.2, 7.3.3.3, or 7.3.3.4, as appropriate. A reasonable allowance for the combined overhead and profit included in the change order shall be based upon the schedule set forth in Article 7.3.11, as supplemented.

7.2.3 Add the following Article 7.2.3:

Contractor's execution of a change order constitutes a final settlement to the Contract Sum and construction schedule and the Contract Time for all matters relating to or arising out of the change in the Work that is subject of the change order including, but not limited to, all direct and indirect costs associated with such change, all extended direct job site and home office overhead expenses and any and all delay and Impact for costs for the change, whether alone or in combination with other changes, including any impact, ripple, or cumulative effect resulting there from, if any.

7.2.4 Add the following Article 7.2.4:

In order to facilitate consideration of change order request, all such requests, except those involving an amount less than $500.00 must be accompanied by a complete itemization of costs,

including labor, materials, and subcontractor costs which shall likewise be itemized. Changes for more than $500.00 will not be approved with such itemization.

7.3 CONSTRUCTION CHANGE DIRECTIVE

7.3.8 Delete the first sentence and insert the following:

The amount of credit to be given by the Contractor to the Owner for a deletion or change which results in a net decrease in the Contract Sum shall be the actual net approved by the Architect and Owner.

7.3.10 Add the following Article 7.3.11:

The allowance for overhead and profit combined, including extended direct job and home office overhead and any and all delay, impact, inefficiency, disruption and ripple effect to be included in the total cost to the Owner, shall be based on the following schedule:

.1 For the Contractor, for work performed by the Contractor's own forces, 15 percent of the cost.

.2 For the Contractor, for work performed by the Contractor's subcontractor, 10 percent of the amount due to the subcontractor.

.3 For each subcontractor or sub-subcontractor involved, for work performed by that subcontractor or sub-subcontractor's own forces, 15 percent of the costs.

.4 For each subcontractor, for work performed by the subcontractor's sub-subcontractor's 10 percent of the amount due to the sub-subcontractor.

.5 Costs to which overhead and profit is to be applied shall be determined in accordance with Article 7.3.7.

7.3.4 Add the following Article 7.3.12:

If unit prices are stated in the Contract Documents or subsequently agreed upon, and if quantities originally contemplated are materially changed in a proposed Change Order or Construction Directive so that application of such unit prices to quantities of Work proposed will cause substantial inequity to the Owner or Contractor, the applicable unit prices shall be equitably adjusted.

1.9 ARTICLE 8 – TIME

8.1 DEFINITIONS

8.1.3 Change this subparagraph to read as follows:

The date of substantial completion is the date certified by the Architect and approved by the Owner in accordance with paragraph 9.8 entitled "Substantial Completion".

8.3 DELAYS AND EXTENSIONS OF TIME

8.3.1 Change this Subparagraph to read as follows:

If the Contractor is delayed, hindered or impeded at any time in the progress of the Work for any reason or any alleged act or neglect of the Owner or the Architect, or by any employee of either or ordered by a separated Contractor employed by the Owner, or by changes order in the scope of Work, or by other causes beyond the Contractor's control, then the Contract Time may be extended by Change Order for such reasonable time as is agreed to by the Owner. However, to the fullest extent permitted by law, and notwithstanding any other provisions in the Contract Documents, the Owner and its agents and employees shall not be liable for any damages for delay whether for direct or indirect costs, extended home office overhead, idle or insufficient labor or equipment, cost escalations, or monetary claims of any nature arising from or attributable to delay by any cause whatsoever. The Contractor's sole and exclusive right and remedy for delay by any cause whatsoever is an extension to the Contract Time but no increase in the Contract Sum. Abnormal adverse weather shall not be grounds for contract time extensions.

8.3.2 Change this Subparagraph to read as follows:

No delay, interference, hindrance, or disruption, from whatever source or cause, in the progress of the Contractor's Work shall be a basis for an extension of time unless the delay, interference, hindrance or disruption is (1) without fault and not the responsibility of the Contractor, its subcontractors and suppliers and (2) directly affects the overall completion of the Work as reflected on the critical path of the Contractor's updated and accepted construction schedules. The Contractor expressly agrees that the Owner shall have the benefit of any float in the construction schedule and delay to construction activities which do not affect the overall completion of the Work does not entitle the Contractor to any extension in the Contract Time.

1.9 Article 9 PAYMENTS AND COMPLETION

9.3 APPLICATIONS FOR PAYMENT

9.3.1 Add a new sentence to the end of this Subparagraph

The form of Application for payment will be AIA Document G702, Application and Certification for Payment, supported by AIA Document G703, Continuation Sheet, or a computer generated form Containing similar data.

9.3.1 Add a new Clause to Subparagraph 9.3.1 as follows:

The Contractor must submit each month with this Application for Payment a separate letter stating That he is requesting an extension of time or that he had no need for an extension for that period of time. No payment on a monthly application will be made until the letter is received. Complete justification such as weather reports or other pertinent correspondence must be included for each day's request for extension. A Contractor's letter, or statement, will not be considered as adequate justification. The receipt of this request and data by the Owner will not be considered as Owner approval in any way.

9.6 PROGRESS PAYMENTS

9.6.8 Add a new Subparagraph as follows:

The amount retained by the contractor from each payment to each Subcontractor and material Supplier will not exceed the percentage retained by the Owner form the Contractor.

9.7 FAILURE OF PAYMENT

9.7.1 Change this Subparagraph to read as follows:

The Contractor and the Owner shall be subject to the remedies as prescribed in Section 31-58-25 Of the Mississippi Code 1972, Annotated.

9.8 SUBSTANTIAL COMPLETION

9.8.1 Add a new sentence at the end of this Subparagraph

Substantial completion for purpose of this Contract occurs when the Architect certifies that the Work is sufficient complete in accordance with the Contract Documents so that the Owner can Occupy or utilize the Work for its intended purpose. Such certification shall be given through Issuance of a "Certificate of Substantial Completion"

9.8.5 Add the following after the first sentence and before the second sentence:

Contractor's execution of the Certificate of Substantial Completion constitute Contractor's Representation that the items on the list accompanying the Certificate can and will be completed By Contractor and his subcontractors within thirty (30) days of Contractor's execution of the Certificate. Based upon the representation by Contractor and upon acknowledgment of the Architect that the listed items remaining can be completed within thirty (30) days, the Owner agrees to execute the Certificate of Substantial Completion. If Contractor fails to complete the items on List within thirty (30) days of Contractor's execution of the Certificate, then the Owner, at its option and without prejudice to any other rights or remedies it may have under this Contract or otherwise and without notice to Contractor, may proceed to have same completed and to deduct the reasonable cost thereof from the amounts then due or thereafter to become due to Contractor.

9.8.2.1. Add a new Subparagraph as follows:

Contractor Responsibility for Additional Services of the Architect for Failure to Achieve Final Acceptance/Completion of Project:

The Contractor shall be responsible for the costs of inspections made by the Architect including any and all other related services expenses incurred by the Architect for providing services for the project required by failure of the contractor to achieve final acceptance/completion of the project within 30 days after the first occurring of the below events:

1. Date of estimate/specified date substantial completion.
2. Date of actual substantial completion.

The above described costs of the Architect's additional services shall be deducted by the owner from the Contractor's final application for payment to pay the Architect for additional services required by the Contractor's failure to achieve final completion of the 30 day period described above.

9.8.3.1 Add the following article:

9.8.3.1 Upon the Owner's acceptance of the Work as substantially complete and upon Contractor's Compliance with all conditions precedent to substantial completion as stated in Section 00800, Paragraph 1.2.I.5. and upon application by the Contractor, the Owner will pay to the Contractor all retainage held by the Owner less an amount equal to the greater of (a) two and One-half percent (2.5%) of the Contract sum, or (b) two hundred percent (200%) of the cost of Work remaining to be performed by the Contractor in accordance with the Architect's determination. Final payment, including all ratainage, shall be made at the time and in the manner provided for final payment in accordance with the provisions of Article 9.10. and as additional conditions precedent to final acceptance/payment of the Project appear in Section 00800, Paragraph 1.2.I.6.

9.9.1.2 Add the following article:

9.9.1.2 The Owner's occupancy or use of any completed or partially completed portions of the Work shall not affect Contractor's obligation to complete incomplete items on the list attached to the Certificate of Substantial Completion within the time fixed in the certificate and does not waive Owner's right to obtain completion of incomplete items at Contractor's expense upon Contractor's failure to timely complete same.

9.10 Add the following article:

9.10.2.1 Final acceptance/completion for purposes of this Contract occurs only upon Contractor's compliance with the following conditions precedent: (a)the Contractor furnishes to the Architect all required closeout documents in a form satisfactory to the Architect and the Owner; (b) the Contractor furnishes the required manufacturers' certifications (c) the Contractor furnishes the signed Guarantee of Work required by Section 00800, Paragraph 1.2.K.2; (d) the Architect certifies final acceptance/completion through issuance of a "Certificate of Final Completion".

9.11 LIQUIDATED DAMAGES

9.11.1 Add a new paragraph as follows:

Time being of the essence and a matter of material consideration thereof, a reasonable estimate in advances is established to cover losses incurred by the Owner if the project is not substantially completed on the date set forth in Contract Documents. The Contractor and his Surety will be liable for and will pay the Owner the sums hereinafter stipulated as fixed and agreed as liquidated damages for each calendar day of delay until the Work is substantially complete. Amount of liquidated damages per day is as follows: Two Hundred-Fifty dollars ($250.00). Contractor agrees to complete all incomplete items within thirty days after date of Certificate of Substantial Completion.

9.11.1 Add a new Subparagraph as follows:

Furnish to the Owner a Signed and Notarized affidavit stating that (Contractor's Name) _____ Understands and agrees to pay Owner Liquidated damages in amount herein stated and attached to executed Owner and Contractor's Agreements.

9.11.2. *Architectural additional services required by circumstances caused by the Contractor or subcontractors shall be invoiced to the Owner. These costs may be passed on and charged to*

the Contractor by the Owner. Potential additional architectural services shall be defined as follows:

- *Reviews of Submittals beyond two reviews*
- *Visits to the site for Construction Administration Services beyond the Contract time and any approved extensions.*
- *Reviews of any portion of the work to determine if said portion is substantially complete in accordance with the requirements of the Contract Documents beyond two.*
- *Reviews of work or inspections for any portion of the work to determine final completion beyond two.*
- *Responses to the Contractors request for information where such information is available to the Contractor from a careful study and comparison, of the Contract Documents.*
- *Change Orders requiring evaluation of proposals, including preparation or revision of the instrument of Service.*
- *Providing consultation concerning replacement of Work resulting from fire or incorrect work by the Contractor or other causes during construction.*
- *Evaluation of substitutions proposed by the Contractor after 30 days Notice to Proceed and making subsequent revisions to instruments of Service resulting there from.*
- *Contract Administration Services provided after the date of Substantial Completion.*

Article 11
INSURANCE AND BONDS

11.1 CONTRACTOR'S LIABILITY INSURANCE

11.1.1 In the first sentence delete the words "jurisdiction in which the Project is located" and insert in its place " State of Mississippi."

11.1.1.5 Delete the words, "other than to the Work itself."

11.1.1.9 Add the following new Article

.9 Liability insurance will include all major divisions of coverage and be on a comprehensive Basis including:

1. Premises-Operations (including X-C-U).
2. Independent Contractor's Protective.
3. Products and Completed Operations.
4. Contractual (including specified provisions for the Contractor's obligations under Paragraph 3.18).
5. Owned, Non-Owned and Hired Motor Vehicles.
6. Broad Form Coverage for Property Damage.

11.1.2. Delete the first sentence in this article and substitute the following:

The insurance required by subparagraph 11.1.1 will be written for not less than the following or will be greater if required by law:

.1 Workmen's Compensation

A. Workmen's Compensation-Statutory Coverage
B. Employer's Liability= $200,000 each accident or occurrence

.2 Comprehensive General Liability
A. Bodily Injury= $500,000 each person
$1,000,000 each occurrence
B. Personal Injury= $500,000 each person
$1,000,000 each aggregate

C. Property Damage= $1,000,000 each occurrence
$100,000 aggregate
D. Fire Damage= $100,000
E. Medical Expense= $10,000 each person
F. Umbrella= For projects whose Contract amount is in excess of $500,000, provide a $2,000,000 umbrella coverage.

.4 Independent Contractors - Same limits as above.

.5 Products and Completed Operations – Same limits as above, commencing with issuance of Final Certificate of Payment.

.6 Automobile Liability
A. Bodily Injury= $250,000 each person
$1,000,000 each occurrence
Or
$1,000,000 combined single unit
B. Property Damage= $200,000 each occurrence

.7 Contractual Liability – Same limits as above.

.8 Property Insurance
A. Builder's Risk – Value of Work

11.1.4 Add the following article:

11.1.4 The Owner shall be named as an additional insured and Contractor shall furnish one Copy of certificate herein required for each copy of the Agreement, specifically setting forth Evidence of all coverage required by Articles 11.1.1, 11.1.2, and 11.1.1.8. Furnish to the Owner copies of any endorsements that are subsequently issued amending coverage.

11.2.1 Delete this Article in its entirety and insert in lieu thereof the following:

11.2.1 The contractor will pay for and maintain such insurance as will protect the owner from the Owner from his contingent liability to others for damages because of bodily injury, including death, which may arise from operations under this Contract and other liability for damages which the Contractor is required to insure under any provisions of this Contract. Certificate of this insurance will be filed with the Owner and will be the same limits set forth in 11.1.2.

11.4.1 Delete this Article in its entirety and insert lieu thereof the following:

11.4.1 The Contractor will purchase and maintain property insurance upon the entire work at

the site but limited to the Work covered under his Contract and the value thereof.

Such insurance will be in a company or companies acceptable to the Owner. The insurance will include interest of the Owner, Contractor, subcontractors, and sub-subcontractors in the Work and will insure against the perils of fire and extended converage and will include "all risk" Insurance for physical loss or damage, including, without duplication of coverage, vandalism and malicious mischief. If not covered under "all risk" insurance or otherwise provided in the Contract Documents, the Contractor will effect and maintain similar property insurance on portions of the Work stored off the site or in transit when such portions of the Work are included in an Application for payment under Article 9.3.2.

Delete Articles 11.4.1.1, 11.4.1.2, 11.4.1.3, and 11.4.1.4 in their entirety

11.4.1.1 Add the following Article

11.4.1.1 The form of policy for this coverage will be completed value

11.4.1.2 Add the following Article

11.4.1.2 If by the terms of this insurance any mandatory deductibles are required, or if the Contractor should elect, with the concurrence of the Owner, to increase the mandatory Deductible amounts or purchase this insurance with voluntary deductive amounts, the Contractor will be responsible for payment of the amount of the deductible in the event of a Paid claim.

Delete Articles 11.4.2, 11.4.3, 11.4.4, 11.4.5 and 11.4.6 in their entirety

11.4.10 Delete the part of the Article after the words "Owner's exercise of this power."

ARTICLE 12
UNCOVERING AND CORRECTION OF WORK

12.2.2.4 Add the following Article:

12.2.2.4. Prior to the end of the one-year period (three-year for roofs), the Architect may Schedule a warranty inspection which shall be attended by the Architect, the Owner, the Contractor and all major subcontractors. During this inspection, the parties shall identify all defective and/or nonconforming items and fix a time within which all defective and/or nonconforming items shall be repaired and/or replaced.

12.2.2.5 Add the following Article:

12.2.2.5 As a condition to final completion of the Work under Section 00800, Paragraph 1.2.I.6 Contractor, upon completion of the Work, shall prepare and submit to the Owner a Guarantee of Work, sworn to by the Contractor, stating:

As required by Section 00800, Paragraphs 1.2.K.2 and 1.2.K.3, Contractor and Contractor's Surety hereby guarantee that all Work performed on the above captioned project is free from defective and/or nonconforming materials and workmanship and that for a period of one year for building construction, three years for roof system from the date of final completion or such longer period of time as may be called for in the Contract Documents for such portions of the

Work, Contractor will repair and/or replace any defective and/or nonconforming materials and Workmanship in accordance with the requirements of the Contractor Documents."

12.2.2.6 Add the following Article:

12.2.2.6 Within the one-year period (three-year for roofs), if repairs or replacement are Requested by Owner in connection with guaranteed Work which, in the opinion of the Owner, are rendered necessary as a result of the use of materials, equipment or workmanship which are inferior, defective or not in accordance with the Contract Documents, the Contractor shall promptly, upon receipt of notice from and without expense to the Owner, place in satisfactory condition in every particular, all such guaranteed Work, correct all defects therein and make good all damages to the building, site, equipment or contents thereof which, in the opinion of Owner, are the result of the use of materials, equipment or workmanship which are inferior, Defective or not in accordance with the terms of the Contract Documents; and make good any Work or materials or the equipment and contents of said building or site disturbed in fulfilling any such guaranty. If, after notice or within the time agreed upon by the parties at the warranty inspection, the Contractor and/or its Surety fail to proceed promptly to comply with terms of the guarantee, the Owner may have the defects corrected in accordance with Article 2.4 and the Contractor and his Surety shall be liable for all expenses incurred. All special Guarantees applicable to definite parts of the Work stipulated in the Contract Documents shall be subject to the terms of this paragraph during the first year of the life of such special guarantee.

ARTICLE 13
MISCELLANEOUS PROVISIONS:

13.6.1 Delete this Article and replace with the following:

13.6.1 Payments due and unpaid under the Contract Documents shall bear interest as provided by Mississippi Code, Section 31-5-25 or Section 87-7-3 whichever applies.

13.8 Add the following Article:

13.8 The prevailing party in any dispute between the parties arising out of or related to this Agreement, or the breach thereof, shall be entitled to reasonable attorneys' fees and expenses Incurred in pursuing or defending any claim.

ARTICLE 14
TERMINATION AND SUSPENSION OF THE CONTRACT:

Delete Article 14.1. in its entirety, including Articles 14.1.1 to 14.1.4.

14.2.1.1 Delete the words "persistently or repeatedly" from this Article.

14.2.1.3 Delete the words "persistently" from this Article.

14.2.1.5 and 14.2.1.6 Add the following Articles:

.5 fails to achieve substantial completion of the Project as described in Article 9.8 within the Time limit agreed upon and/or fails to complete the list of items attached to the Certificate of

Substantial Completion within the time fixed in the Certificate of Substantial Completion;

.6 fails to meet any deadline required by the Contract. Contractor acknowledges that time is Of the essence of this Contract and that all deadlines required by the Contract are critical to Timely completion of the Contract. Therefore, Contractor agrees that its failure to meet any deadline constitutes a substantial and material breach of this Contract, entitling the Owner to terminate the Contract.

14.2.2 Make the following revision to this Article:

Change the first sentence to read, "upon advice by the Architect that sufficient cause exists to justify such actions,"

14.2.5 Add this Article:

14.2.5 If the Owner terminates the Contract for cause, and it is determined for any reason That the Contractor was not actually in default under the Contract at the time of termination, the Contractor shall be entitled to recover from the Owner the same amount as the Contractor would be entitled to receive under a termination for convenience as provided by Article 14.4.3. The foregoing shall constitute the Contractor's sole and exclusive remedy for termination of the Contract. In no event shall the Contractor be entitled to special, consequential, or exemplary damages, nor shall the Contractor be entitled to anticipated profits resulting from termination of this Contract.

14.4.3 In case of such termination for the Owner's convenience, the Contractor shall be entitled to receive payment for reasonable profit and overhead on work performed. The Contractor shall not be entitled to receive any payment for either overhead or profit on work not performed

Delete Article 14.4 in its entirety, including Article 14.4.1 to 14.4.3 and add a new article 14.4 as follows:

14.4 Termination by the Owner for Convenience

14.4.1 The Owner may, without cause or fault of either the Contractor or the Owner, terminate the Contract in whole or in part if the Owner, in its sole discretion, Determines it to be in the Owner's best interest.

14.4.2 Upon the Owner's termination for convenience, the Contractor shall only be entitled to Payment as provided in Subparagraph14.1.2.

<u>ARTICLE 15</u>
CLAIMS AND DISPUTES:

15.1.5. Add the following Articles:
15.1.5.1 *The weather experienced at the Project site during the Contract period must be found to be abnormally adverse or unusually severe, that is, more severe than the adverse weather anticipated for the Project location during any given month.*
15.1.5.2 *The abnormally adverse or unusually severe weather must actually cause a delay to the completion of the Project. The delay must be beyond the control and without the fault or negligence of the Contractor.*

15.1.5.3 *The following schedule of monthly anticipated adverse weather delays is based on National Oceanic and Atmospheric Administration (NOAA) or similar data for the Project location and will constitute the base line for monthly weather time evaluations. The Contractor's activity durations in the progress schedule must reflect these anticipated adverse weather delays in all weather dependent activities.*

1. MONTHLY ANTICIPATED ADVERSE WEATHER DAYS BASED ON FIVE (5) DAY WORK WEEK.

JAN	FEB	MAR	APR	MAY	JUN	JUL	AUG	SEP	OCT	NOV	DEC
(6)	(6)	(5)	(5)	(5)	(5)	(5)	(7)	(4)	(4)	(4)	(7)

15.1.5.4 *Upon acknowledge of the Notice to Proceed (NTP) and continuing throughout the Contract, the Contractor shall record on the daily report, the occurrence of adverse weather and resultant impact to normally scheduled Work. Actual adverse weather delay days must prevent work on the Project's critical activities for 50 percent or more of the Contractor's scheduled work day. The number of actual adverse weather days shall include days impacted by actual adverse weather (even if adverse weather occurred in previous month), be calculated chronologically from the first to the last day of each month, and be recorded as full days. If the number of actual adverse weather delay days exceeds the number of days anticipated in paragraph .2 above, the Owner and the Architect will convert any qualifying delays to calendar days, giving full consideration for equivalent fair weather work days, and issue a modification in accordance with the contract.*

END OF DOCUMENT 007300

DIVISION 1

GENERAL REQUIREMENTS

SECTION 011000 - SUMMARY

PART 1 - GENERAL

1.1 SUMMARY

A. Section Includes:

1. Project information.
2. Work covered by Contract Documents.
3. Phased construction.
4. Work under separate contracts.
5. Access to site.
6. Coordination with occupants.
7. Work restrictions.
8. Specification and drawing conventions.
9. Miscellaneous provisions.

B. Related Requirements:

1. Section 015000 "Temporary Facilities and Controls" for limitations and procedures governing temporary use of Owner's facilities.

1.2 PROJECT INFORMATION

A. Project Identification: HUB City Transit Facility , 17000-Architects Project Number.

1. Project Location: 1001 South Tipton Street, Hattiesburg, Mississippi 39401.

B. Owner: City of Hattiesburg, Mississippi, 200 Forrest Street, Hattiesburg, MS 39401.

1. Owner's Representative: Vincent Nelms, Project Coordinator, (601)624-3041.

C. Architect: Major Design Studio, PLLC,
Major Andrews IV, AIA, NCARB, Principal, (662)425-2485.
Ryan Ashford, Project Manager, (662)425-3481.

1.3 WORK COVERED BY CONTRACT DOCUMENTS

A. The Work of Project is defined by the Contract Documents and consists of the following:

1. A new maintenance facility constructed of a pre-engineered metal building on an existing concrete slab.

B. Type of Contract.

1. Project will be constructed under a single prime contract.

1.4 PHASED CONSTRUCTION

A. The Work shall be conducted in one phase, with each phase substantially complete as indicated:

1. Phase One: Work of this phase shall commence upon issuance of the Notice to Proceed and be substantially complete and ready for occupancy within 240 calendar days.

B. Before commencing Work of each phase, submit an updated copy of Contractor's construction schedule showing the sequence, commencement and completion dates for all phases of the Work.

1.5 ACCESS TO SITE

A. General: Contractor shall have full use of Project site for construction operations during construction period. Contractor's use of Project site is limited only by Owner's right to perform work or to retain other contractors on portions of Project.

B. General: Contractor shall have limited use of Project site for construction operations as indicated on Drawings by the Contract limits and as indicated by requirements of this Section.

C. Use of Site: Limit use of Project site to work in areas indicated. Do not disturb portions of Project site beyond areas in which the Work is indicated.

1. Limits: Confine construction operations to Project Site.
2. Limits: Limit site disturbance, including earthwork and clearing of vegetation, to 40 feet (12.2 m) beyond building perimeter; 10 feet (3 m) beyond surface walkways, patios, surface parking, and utilities less than 12 inches (300 mm) in diameter; 15 feet (4.5 m) beyond primary roadway curbs and main utility branch trenches; and 25 feet (7.6 m) beyond constructed areas with permeable surfaces (such as pervious paving areas, stormwater detention facilities, and playing fields) that require additional staging areas in order to limit compaction in the constructed area.
3. Driveways, Walkways and Entrances: Keep driveways, loading areas, and entrances serving premises clear and available to Owner, Owner's employees, and emergency vehicles at all times. Do not use these areas for parking or storage of materials.

   a. Schedule deliveries to minimize use of driveways and entrances by construction operations.
   b. Schedule deliveries to minimize space and time requirements for storage of materials and equipment on-site.

D. Condition of Existing Building: Maintain portions of existing building affected by construction operations in a weathertight condition throughout construction period. Repair damage caused by construction operations.

1.6 WORK RESTRICTIONS

A. Work Restrictions, General: Comply with restrictions on construction operations.

1. Comply with limitations on use of public streets and with other requirements of authorities having jurisdiction.

B. On-Site Work Hours: Limit work in the existing building to normal business working hours, Monday through Friday, unless otherwise indicated.

C. Existing Utility Interruptions: Do not interrupt utilities serving facilities occupied by Owner or others unless permitted under the following conditions and then only after providing temporary utility services according to requirements indicated:

1. Notify Owner not less than two days in advance of proposed utility interruptions.
2. Obtain Owner's written permission before proceeding with utility interruptions.

D. Noise, Vibration, and Odors: Coordinate operations that may result in high levels of noise and vibration, odors, or other disruption to Owner occupancy with Owner.

1. Notify Owner not less than two days in advance of proposed disruptive operations.
2. Obtain Owner's written permission before proceeding with disruptive operations.

E. Nonsmoking Building: Smoking is not permitted within the building or within 25 feet (8 m) of entrances, operable windows, or outdoor-air intakes.

F. Controlled Substances: Use of tobacco products and other controlled substances on Project site is not permitted.

1.7 SPECIFICATION AND DRAWING CONVENTIONS

A. Specification Content: The Specifications use certain conventions for the style of language and the intended meaning of certain terms, words, and phrases when used in particular situations. These conventions are as follows:

1. Imperative mood and streamlined language are generally used in the Specifications. The words "shall," "shall be," or "shall comply with," depending on the context, are implied where a colon (:) is used within a sentence or phrase.
2. Specification requirements are to be performed by Contractor unless specifically stated otherwise.

B. Division 01 General Requirements: Requirements of Sections in Division 01 apply to the Work of all Sections in the Specifications.

C. Drawing Coordination: Requirements for materials and products identified on Drawings are described in detail in the Specifications. One or more of the following are used on Drawings to identify materials and products:

1. Terminology: Materials and products are identified by the typical generic terms used in the individual Specifications Sections.
2. Abbreviations: Materials and products are identified by abbreviations published as part of the U.S. National CAD Standard and scheduled on Drawings.
3. Keynoting: Materials and products are identified by reference keynotes referencing Specification Section numbers found in this Project Manual.

PART 2 - PRODUCTS (Not Used)

PART 3 - EXECUTION (Not Used)

END OF SECTION 011000

SECTION 012100 - ALLOWANCES

PART 1 - GENERAL

1.1 SUMMARY

A. Section includes administrative and procedural requirements governing allowances.

B. Types of allowances include the following:

1. Contingency allowances.

C. Related Requirements:
1. Section 014000 "Quality Requirements" for procedures governing the use of allowances for testing and inspecting.

1.2 SELECTION AND PURCHASE

A. At the earliest practical date after award of the Contract, advise Architect of the date when final selection and purchase of each product or system described by an allowance must be completed to avoid delaying the Work.

B. At Architect's request, obtain proposals for each allowance for use in making final selections. Include recommendations that are relevant to performing the Work.

C. Purchase products and systems selected by Architect from the designated supplier.

1.3 ACTION SUBMITTALS

A. Submit proposals for purchase of products or systems included in allowances, in the form specified for Change Orders.

1.4 INFORMATIONAL SUBMITTALS

A. Submit invoices or delivery slips to show actual quantities of materials delivered to the site for use in fulfillment of each allowance.

B. Submit time sheets and other documentation to show labor time and cost for installation of allowance items that include installation as part of the allowance.

C. Coordinate and process submittals for allowance items in same manner as for other portions of the Work.

1.5 COORDINATION

A. Coordinate allowance items with other portions of the Work. Furnish templates as required to coordinate installation.

1.6 CONTINGENCY ALLOWANCES

A. Use the contingency allowance only as directed by Architect for Owner's purposes and only by Change Orders that indicate amounts to be charged to the allowance.

B. Contractor's[overhead, profit, and] related costs for products and equipment ordered by Owner under the contingency allowance are included in the allowance and are not part of the Contract Sum. These costs include delivery, installation[, taxes], insurance, equipment rental, and similar costs.

C. Change Orders authorizing use of funds from the contingency allowance will include Contractor's related costs and reasonable overhead and profit margins.

D. At Project closeout, credit unused amounts remaining in the contingency allowance to Owner by Change Order.

1.7 ADJUSTMENT OF ALLOWANCES

A. Allowance Adjustment: To adjust allowance amounts, prepare a Change Order proposal based on the difference between purchase amount and the allowance, multiplied by final measurement of work-in-place where applicable. If applicable, include reasonable allowances for cutting losses, tolerances, mixing wastes, normal product imperfections, and similar margins.

1. Include installation costs in purchase amount only where indicated as part of the allowance.
2. If requested, prepare explanation and documentation to substantiate distribution of overhead costs and other margins claimed.
3. Submit substantiation of a change in scope of work, if any, claimed in Change Orders related to unit-cost allowances.
4. Owner reserves the right to establish the quantity of work-in-place by independent quantity survey, measure, or count.

B. Submit claims for increased costs because of a change in scope or nature of the allowance described in the Contract Documents, whether for the purchase order amount or Contractor's handling, labor, installation, overhead, and profit.

1. Do not include Contractor's or subcontractor's indirect expense in the Change Order cost amount unless it is clearly shown that the nature or extent of work has changed from what could have been foreseen from information in the Contract Documents.
2. No change to Contractor's indirect expense is permitted for selection of higher- or lower-priced materials or systems of the same scope and nature as originally indicated.

PART 2 - PRODUCTS (Not Used)

PART 3 - EXECUTION

3.1 EXAMINATION

A. Examine products covered by an allowance promptly on delivery for damage or defects. Return damaged or defective products to manufacturer for replacement.

3.2 PREPARATION

A. Coordinate materials and their installation for each allowance with related materials and installations to ensure that each allowance item is completely integrated and interfaced with related work.

3.3 SCHEDULE OF ALLOWANCES

A. Allowance No. 1: Contingency Allowance: Include the sum of $25,000 for use according to the Owner's instructions.

B. Allowance No. 2: Include the cost of $625 per thousand for standard modular-size, face-brick as specified in Division 4 Section "Unit Masonry" and as shown on Drawings. The cost shall include purchase and delivery only.

END OF SECTION 012100

SECTION 012300 - ALTERNATES

PART 1 - GENERAL

1.1 SUMMARY

A. Section includes administrative and procedural requirements for alternates.

1.2 DEFINITIONS

A. Alternate: An amount proposed by bidders and stated on the Bid Form for certain work defined in the bidding requirements that may be added to or deducted from the base bid amount if Owner decides to accept a corresponding change either in the amount of construction to be completed or in the products, materials, equipment, systems, or installation methods described in the Contract Documents.

1. Alternates described in this Section are part of the Work only if enumerated in the Agreement.
2. The cost or credit for each alternate is the net addition to or deduction from the Contract Sum to incorporate alternate into the Work. No other adjustments are made to the Contract Sum.

1.3 PROCEDURES

A. Coordination: Revise or adjust affected adjacent work as necessary to completely integrate work of the alternate into Project.

1. Include as part of each alternate, miscellaneous devices, accessory objects, and similar items incidental to or required for a complete installation whether or not indicated as part of alternate.

B. Notification: Immediately following award of the Contract, notify each party involved, in writing, of the status of each alternate. Indicate if alternates have been accepted, rejected, or deferred for later consideration. Include a complete description of negotiated revisions to alternates.

C. Execute accepted alternates under the same conditions as other work of the Contract.

D. Schedule: A schedule of alternates is included at the end of this Section. Specification Sections referenced in schedule contain requirements for materials necessary to achieve the work described under each alternate.

PART 2 - PRODUCTS (Not Used)

PART 3 - EXECUTION

3.1 SCHEDULE OF ALTERNATES

A. Alternate No. 1. (ADD) Alternate No. 1: Provide second floor framing as shown on the drawings:

Provide second framing, and electrical lighting as shown on the drawings. Base Bid- No second floor framing and no lighting.

B. Alternate No. 2 (ADD) Alternate No. 2: Provide HVAC Unit for second floor as shown on the drawings:

Provide HVAC Unit as shown on Mechanical drawings. Base Bid- no HVAC Unit.

C. Alternate No. 3 (ADD) Alternate No. 3: Remove and replace the existing oil changing pit/ trench, stairs and piping as shown on the drawings:

Remove existing oil changing pit/trench, concrete stairs and all associated piping. Provide new concrete trench/ pit, concrete stairs and piping as shown on Mechanical, Electrical and Structural drawings. Base Bid- existing trench/ pit and piping to remain in place.

D. Alternate No. 4 (ADD) Alternate No. 4: Enclose open bay and provide electrical as shown on the drawings:

Provide enclosed bay as shown on Architectural, Mechanical and Electrical drawings. Base Bid- Open bay to remain.

E. Alternate No. 5 (ADD) Alternate No. 5: Provide new oil/water separator as showing on shown on the drawings:

Provide new oil/ water separator and attach to the existing piping or new piping as provided in Alternate 3. See Mechanical, Electrical drawings. Base Bid- no oil/ water separator.

F. Alternate No. 6 (ADD) Alternate No. 6: Provide brick veneer on the Westside of the building to match brick veneer on the Eastside of the new building:

Provide brick veneer as shown on Architectural and Structural drawings. Base Bid- Metal Wall panels to match North/Southside of the new building.

SECTION 012500 - SUBSTITUTION PROCEDURES

PART 1 - GENERAL

1.1 SUMMARY

A. Section includes administrative and procedural requirements for substitutions.

B. Related Requirements:

1. Section 016000 "Product Requirements" for requirements for submitting comparable product submittals for products by listed manufacturers.

1.2 DEFINITIONS

A. Substitutions: Changes in products, materials, equipment, and methods of construction from those required by the Contract Documents and proposed by Contractor.

1.3 ACTION SUBMITTALS

A. Substitution Requests: Submit three copies of each request for consideration. Identify product or fabrication or installation method to be replaced. Include Specification Section number and title and Drawing numbers and titles.

1. Substitution Request Form: Use CSI Form 13.1A or form as approved by Architect.
2. Documentation: Show compliance with requirements for substitutions and the following, as applicable:

a. Statement indicating why specified product or fabrication or installation cannot be provided, if applicable.
b. Coordination information, including a list of changes or revisions needed to other parts of the Work and to construction performed by Owner and separate contractors that will be necessary to accommodate proposed substitution.
c. Detailed comparison of significant qualities of proposed substitution with those of the Work specified. Include annotated copy of applicable Specification Section. Significant qualities may include attributes such as performance, weight, size, durability, visual effect, sustainable design characteristics, warranties, and specific features and requirements indicated. Indicate deviations, if any, from the Work specified.
d. Product Data, including drawings and descriptions of products and fabrication and installation procedures.
e. Samples, where applicable or requested.
f. Certificates and qualification data, where applicable or requested.
g. List of similar installations for completed projects with project names and addresses and names and addresses of architects and owners.
h. Material test reports from a qualified testing agency indicating and interpreting test results for compliance with requirements indicated.

i. Research reports evidencing compliance with building code in effect for Project, from [ICC-ES].
j. Detailed comparison of Contractor's construction schedule using proposed substitution with products specified for the Work, including effect on the overall Contract Time. If specified product or method of construction cannot be provided within the Contract Time, include letter from manufacturer, on manufacturer's letterhead, stating date of receipt of purchase order, lack of availability, or delays in delivery.
k. Cost information, including a proposal of change, if any, in the Contract Sum.
l. Contractor's certification that proposed substitution complies with requirements in the Contract Documents except as indicated in substitution request, is compatible with related materials, and is appropriate for applications indicated.
m. Contractor's waiver of rights to additional payment or time that may subsequently become necessary because of failure of proposed substitution to produce indicated results.

3. Architect's Action: If necessary, Architect will request additional information or documentation for evaluation within seven days of receipt of a request for substitution. Architect will notify Contractor of acceptance or rejection of proposed substitution within 15 days of receipt of request, or seven days of receipt of additional information or documentation, whichever is later.

a. Forms of Acceptance: Change Order, Construction Change Directive, or Architect's Supplemental Instructions for minor changes in the Work.
b. Use product specified if Architect does not issue a decision on use of a proposed substitution within time allocated.

1.4 QUALITY ASSURANCE

A. Compatibility of Substitutions: Investigate and document compatibility of proposed substitution with related products and materials. Engage a qualified testing agency to perform compatibility tests recommended by manufacturers.

PART 2 - PRODUCTS

2.1 SUBSTITUTIONS

A. Substitutions for Cause: Submit requests for substitution immediately on discovery of need for change, but not later than 15 days prior to time required for preparation and review of related submittals.

1. Conditions: Architect will consider Contractor's request for substitution when the following conditions are satisfied:

a. Requested substitution is consistent with the Contract Documents and will produce indicated results.
b. Requested substitution will not adversely affect Contractor's construction schedule.
c. Requested substitution has received necessary approvals of authorities having jurisdiction.
d. Requested substitution is compatible with other portions of the Work.
e. Requested substitution has been coordinated with other portions of the Work.
f. Requested substitution provides specified warranty.

g. If requested substitution involves more than one contractor, requested substitution has been coordinated with other portions of the Work, is uniform and consistent, is compatible with other products, and is acceptable to all contractors involved.

B. Substitutions for Convenience: Not allowed

.

PART 3 - EXECUTION (Not Used)

END OF SECTION 012500

SECTION 012600 - CONTRACT MODIFICATION PROCEDURES

PART 1 - GENERAL

1.1 SUMMARY

A. Section includes administrative and procedural requirements for handling and processing Contract modifications.

1.2 MINOR CHANGES IN THE WORK

A. Architect will issue supplemental instructions authorizing minor changes in the Work, not involving adjustment to the Contract Sum or the Contract Time, on AIA Document G710, "Architect's Supplemental Instructions."

1.3 PROPOSAL REQUESTS

A. Owner-Initiated Proposal Requests: Architect will issue a detailed description of proposed changes in the Work that may require adjustment to the Contract Sum or the Contract Time. If necessary, the description will include supplemental or revised Drawings and Specifications.

1. Work Change Proposal Requests issued by Architect are not instructions either to stop work in progress or to execute the proposed change.
2. Within time specified in Proposal Request or 20 days, when not otherwise specified, after receipt of Proposal Request, submit a quotation estimating cost adjustments to the Contract Sum and the Contract Time necessary to execute the change.

   a. Include a list of quantities of products required or eliminated and unit costs, with total amount of purchases and credits to be made. If requested, furnish survey data to substantiate quantities.
   b. Indicate applicable taxes, delivery charges, equipment rental, and amounts of trade discounts.
   c. Include costs of labor and supervision directly attributable to the change.
   d. Include an updated Contractor's construction schedule that indicates the effect of the change, including, but not limited to, changes in activity duration, start and finish times, and activity relationship. Use available total float before requesting an extension of the Contract Time.
   e. Quotation Form: Use CSI Form 13.6D, "Proposal Worksheet Summary," and Form 13.6C, "Proposal Worksheet Detail" or forms acceptable to Architect.

B. Contractor-Initiated Work Change Proposals: If latent or changed conditions require modifications to the Contract, Contractor may initiate a claim by submitting a request for a change to Architect.

1. Include a statement outlining reasons for the change and the effect of the change on the Work. Provide a complete description of the proposed change. Indicate the effect of the proposed change on the Contract Sum and the Contract Time.

2. Include a list of quantities of products required or eliminated and unit costs, with total amount of purchases and credits to be made. If requested, furnish survey data to substantiate quantities.
3. Indicate applicable taxes, delivery charges, equipment rental, and amounts of trade discounts.
4. Include costs of labor and supervision directly attributable to the change.
5. Include an updated Contractor's construction schedule that indicates the effect of the change, including, but not limited to, changes in activity duration, start and finish times, and activity relationship. Use available total float before requesting an extension of the Contract Time.
6. Comply with requirements in Section 012500 "Substitution Procedures" if the proposed change requires substitution of one product or system for product or system specified.
7. Work Change Proposal Request Form: Use CSI Form 13.6A, "Change Order Request (Proposal)," with attachments CSI Form 13.6D, "Proposal Worksheet Summary," and Form 13.6C, "Proposal Worksheet Detail," form acceptable to Architect.

1.4 ADMINISTRATIVE CHANGE ORDERS

A. Allowance Adjustment: See Section 012100 "Allowances" for administrative procedures for preparation of Change Order Proposal for adjusting the Contract Sum to reflect actual costs of allowances.

B. Unit-Price Adjustment: See Section 012200 "Unit Prices" for administrative procedures for preparation of Change Order Proposal for adjusting the Contract Sum to reflect measured scope of unit-price work.

1.5 CHANGE ORDER PROCEDURES

A. On Owner's approval of a Work Changes Proposal Request, Architect will issue a Change Order for signatures of Owner and Contractor on AIA Document G701.

1.6 CONSTRUCTION CHANGE DIRECTIVE

A. Construction Change Directive: Architect may issue a Construction Change Directive on AIA Document G714. Construction Change Directive instructs Contractor to proceed with a change in the Work, for subsequent inclusion in a Change Order.

1. Construction Change Directive contains a complete description of change in the Work. It also designates method to be followed to determine change in the Contract Sum or the Contract Time.

B. Documentation: Maintain detailed records on a time and material basis of work required by the Construction Change Directive.

1. After completion of change, submit an itemized account and supporting data necessary to substantiate cost and time adjustments to the Contract.

PART 2 - PRODUCTS (Not Used)

PART 3 - EXECUTION (Not Used)

END OF SECTION 012600

SECTION 012900 - PAYMENT PROCEDURES

PART 1 - GENERAL

1.1 SUMMARY

A. Section includes administrative and procedural requirements necessary to prepare and process Applications for Payment.

B. Related Requirements:
   1. Section 012600 "Contract Modification Procedures" for administrative procedures for handling changes to the Contract.
   2. Section 013200 "Construction Progress Documentation" for administrative requirements governing the preparation and submittal of the Contractor's construction schedule.

1.2 SCHEDULE OF VALUES

A. Coordination: Coordinate preparation of the schedule of values with preparation of Contractor's construction schedule.

   1. Coordinate line items in the schedule of values with other required administrative forms and schedules, including the following:

      a. Application for Payment forms with continuation sheets.
      b. Submittal schedule.
      c. Items required to be indicated as separate activities in Contractor's construction schedule.

   2. Submit the schedule of values to Architect at earliest possible date but no later than seven days before the date scheduled for submittal of initial Applications for Payment.
   3. Subschedules for Phased Work: Where the Work is separated into phases requiring separately phased payments, provide subschedules showing values coordinated with each phase of payment.

B. Format and Content: Use Project Manual table of contents as a guide to establish line items for the schedule of values. Provide at least one line item for each Specification Section.

   1. Identification: Include the following Project identification on the schedule of values:

      a. Project name and location.
      b. Name of Architect.
      c. Architect's project number.
      d. Contractor's name and address.
      e. Date of submittal.

   2. Arrange schedule of values consistent with format of AIA Document G703 Retain option in first subparagraph below where Contractor's ongoing activities related to Project closeout will be a line item subject to Application for Payment approval.
   3. Provide a breakdown of the Contract Sum in enough detail to facilitate continued evaluation of Applications for Payment and progress reports. Coordinate with Project Manual table of contents.

Provide multiple line items for principal subcontract amounts in excess of five percent of the Contract Sum.

a. Include separate line items under Contractor and principal subcontracts for Project closeout requirements in an amount totaling five percent of the Contract Sum and subcontract amount.

4. Round amounts to nearest whole dollar; total shall equal the Contract Sum.
5. Provide a separate line item in the schedule of values for each part of the Work where Applications for Payment may include materials or equipment purchased or fabricated and stored, but not yet installed.
6. Provide separate line items in the schedule of values for initial cost of materials, for each subsequent stage of completion, and for total installed value of that part of the Work.
7. Allowances: Provide a separate line item in the schedule of values for each allowance. Show line-item value of unit-cost allowances, as a product of the unit cost, multiplied by measured quantity. Use information indicated in the Contract Documents to determine quantities.
8. Each item in the schedule of values and Applications for Payment shall be complete. Include total cost and proportionate share of general overhead and profit for each item.

   a. Temporary facilities and other major cost items that are not direct cost of actual work-in-place may be shown either as separate line items in the schedule of values or distributed as general overhead expense, at Contractor's option.

9. Schedule Updating: Update and resubmit the schedule of values before the next Applications for Payment when Change Orders or Construction Change Directives result in a change in the Contract Sum.

1.3 APPLICATIONS FOR PAYMENT

A. Each Application for Payment shall be consistent with previous applications and payments as certified by Architect and paid for by Owner.

   1. Initial Application for Payment, Application for Payment at time of Substantial Completion, and final Application for Payment involve additional requirements.

B. Payment Application Times: The date for each progress payment is indicated in the Agreement between Owner and Contractor. The period of construction work covered by each Application for Payment is the period indicated in the Agreement.

C. Payment Application Times: Submit Application for Payment to Architect by the 1st day of the month. The period covered by each Application for Payment is one month, ending on the last day of the month.

D. Application for Payment Forms: Use AIA Document G702 and AIA Document G703 as form for Applications for Payment.

E. Application for Payment Forms: Use forms acceptable to Owner and Architect for Applications for Payment. Sample copies are included in Project Manual.

F. Application Preparation: Complete every entry on form. Notarize and execute by a person authorized to sign legal documents on behalf of Contractor. Architect will return incomplete applications without action.

1. Entries shall match data on the schedule of values and Contractor's construction schedule. Use updated schedules if revisions were made.
2. Include amounts of Change Orders and Construction Change Directives issued before last day of construction period covered by application.

G. Transmittal: Submit three signed and notarized original copies of each Application for Payment to Architect by a method ensuring receipt within 24 hours. One copy shall include waivers of lien and similar attachments if required.

1. Transmit each copy with a transmittal form listing attachments and recording appropriate information about application.

H. Waivers of Mechanic's Lien: With each Application for Payment, submit waivers of mechanic's lien from entities lawfully entitled to file a mechanic's lien arising out of the Contract and related to the Work covered by the payment.

1. Submit partial waivers on each item for amount requested in previous application, after deduction for retainage, on each item.
2. When an application shows completion of an item, submit conditional final or full waivers.
3. Owner reserves the right to designate which entities involved in the Work must submit waivers.
4. Waiver Forms: Submit executed waivers of lien on forms acceptable to Owner.

I. Initial Application for Payment: Administrative actions and submittals that must precede or coincide with submittal of first Application for Payment include the following:

1. List of subcontractors.
2. Schedule of values.
3. Contractor's construction schedule (preliminary if not final).
4. Schedule of unit prices.
5. Submittal schedule (preliminary if not final).
6. List of Contractor's staff assignments.
7. List of Contractor's principal consultants.
8. Copies of building permits.
9. Copies of authorizations and licenses from authorities having jurisdiction for performance of the Work.
10. Initial progress report.
11. Report of preconstruction conference.
12. Certificates of insurance and insurance policies.

J. Application for Payment at Substantial Completion: After Architect issues the Certificate of Substantial Completion, submit an Application for Payment showing 100 percent completion for portion of the Work claimed as substantially complete.

1. Include documentation supporting claim that the Work is substantially complete and a statement showing an accounting of changes to the Contract Sum.
2. This application shall reflect Certificates of Partial Substantial Completion issued previously for Owner occupancy of designated portions of the Work.

K. Final Payment Application: After completing Project closeout requirements, submit final Application for Payment with releases and supporting documentation not previously submitted and accepted, including, but not limited, to the following:

1. Evidence of completion of Project closeout requirements.
2. Insurance certificates for products and completed operations where required and proof that taxes, fees, and similar obligations were paid.
3. Updated final statement, accounting for final changes to the Contract Sum.
4. AIA Document G706-1994, "Contractor's Affidavit of Payment of Debts and Claims."
5. AIA Document G706A-1994, "Contractor's Affidavit of Release of Liens."
6. AIA Document G707-1994, "Consent of Surety to Final Payment."
7. Evidence that claims have been settled.
8. Final meter readings for utilities, a measured record of stored fuel, and similar data as of date of Substantial Completion or when Owner took possession of and assumed responsibility for corresponding elements of the Work.
9. Final liquidated damages settlement statement.

PART 2 - PRODUCTS (Not Used)

PART 3 - EXECUTION (Not Used)

END OF SECTION 012900

SECTION 013100 - PROJECT MANAGEMENT AND COORDINATION

PART 1 - GENERAL

1.1 SUMMARY

A. Section includes administrative provisions for coordinating construction operations on Project including, but not limited to, the following:

1. Coordination drawings.
2. Requests for Information (RFIs).
3. Project Web site.
4. Project meetings.

B. Related Requirements:

1. Section 01730 "Execution" for procedures for coordinating general installation and field-engineering services, including establishment of benchmarks and control points.

1.2 DEFINITIONS

A. RFI: Request from Owner, Architect, or Contractor seeking information required by or clarifications of the Contract Documents.

1.3 INFORMATIONAL SUBMITTALS

A. Subcontract List: Prepare a written summary identifying individuals or firms proposed for each portion of the Work, including those who are to furnish products or equipment fabricated to a special design. Include the following information in tabular form:

1. Name, address, and telephone number of entity performing subcontract or supplying products.
2. Number and title of related Specification Section(s) covered by subcontract.
3. Drawing number and detail references, as appropriate, covered by subcontract.

1.4 GENERAL COORDINATION PROCEDURES

A. Coordination: Coordinate construction operations included in different Sections of the Specifications to ensure efficient and orderly installation of each part of the Work. Coordinate construction operations, included in different Sections that depend on each other for proper installation, connection, and operation.

1. Schedule construction operations in sequence required to obtain the best results where installation of one part of the Work depends on installation of other components, before or after its own installation.
2. Coordinate installation of different components to ensure maximum performance and accessibility for required maintenance, service, and repair.

3. Make adequate provisions to accommodate items scheduled for later installation.

B. Prepare memoranda for distribution to each party involved, outlining special procedures required for coordination. Include such items as required notices, reports, and list of attendees at meetings.

1. Prepare similar memoranda for Owner and separate contractors if coordination of their Work is required.

C. Administrative Procedures: Coordinate scheduling and timing of required administrative procedures with other construction activities to avoid conflicts and to ensure orderly progress of the Work. Such administrative activities include, but are not limited to, the following:

1. Preparation of Contractor's construction schedule.
2. Preparation of the schedule of values.
3. Installation and removal of temporary facilities and controls.
4. Delivery and processing of submittals.
5. Progress meetings.
6. Preinstallation conferences.
7. Project closeout activities.
8. Startup and adjustment of systems.

1.5 COORDINATION DRAWINGS

A. Coordination Drawings, General: Prepare coordination drawings according to requirements in individual Sections, where installation is not completely shown on Shop Drawings, where limited space availability necessitates coordination, or if coordination is required to facilitate integration of products and materials fabricated or installed by more than one entity.

1. Content: Project-specific information, drawn accurately to a scale large enough to indicate and resolve conflicts. Do not base coordination drawings on standard printed data. Include the following information, as applicable:

a. Indicate functional and spatial relationships of components of architectural, structural, civil, mechanical, and electrical systems.
b. Indicate dimensions shown on the Drawings. Specifically note dimensions that appear to be in conflict with submitted equipment and minimum clearance requirements. Provide alternate sketches to Architect indicating proposed resolution of such conflicts. Minor dimension changes and difficult installations will not be considered changes to the Contract.

B. Coordination Drawing Organization: Organize coordination drawings as follows:

1. Floor Plans and Reflected Ceiling Plans: Show architectural and structural elements, and mechanical, plumbing, fire-protection, fire-alarm, and electrical Work. Show locations of visible ceiling-mounted devices relative to acoustical ceiling grid.
2. Plenum Space: Indicate subframing for support of ceiling and wall systems, mechanical and electrical equipment, and related Work. Locate components within ceiling plenum to accommodate layout of light fixtures indicated on Drawings.
3. Mechanical Rooms: Provide coordination drawings for mechanical rooms showing plans and elevations of mechanical, plumbing, fire-protection, fire-alarm, and electrical equipment.
4. Structural Penetrations: Indicate penetrations and openings required for all disciplines.

5. Slab Edge and Embedded Items: Indicate slab edge locations and sizes and locations of embedded items for metal fabrications, sleeves, anchor bolts, bearing plates, angles, door floor closers, slab depressions for floor finishes, curbs and housekeeping pads, and similar items.
6. Review: Architect will review coordination drawings to confirm that the Work is being coordinated, but not for the details of the coordination, which are Contractor's responsibility.

1.6 REQUESTS FOR INFORMATION (RFIs)

A. General: Immediately on discovery of the need for additional information or interpretation of the Contract Documents, Contractor shall prepare and submit an RFI in the form specified.

1. Architect will return RFIs submitted to Architect by other entities controlled by Contractor with no response.
2. Coordinate and submit RFIs in a prompt manner so as to avoid delays in Contractor's work or work of subcontractors.

B. Content of the RFI: Include a detailed, legible description of item needing information or interpretation and the following:

1. Project name.
2. Project number.
3. Date.
4. Name of Contractor.
5. Name of Architect
6. RFI number, numbered sequentially.
7. RFI subject.
8. Specification Section number and title and related paragraphs, as appropriate.
9. Drawing number and detail references, as appropriate.
10. Field dimensions and conditions, as appropriate.
11. Contractor's suggested resolution. If Contractor's solution(s) impacts the Contract Time or the Contract Sum, Contractor shall state impact in the RFI.
12. Contractor's signature.
13. Attachments: Include sketches, descriptions, measurements, photos, Product Data, Shop Drawings, coordination drawings, and other information necessary to fully describe items needing interpretation.

C. RFI Forms: AIA Document G716 or Software-generated form with substantially the same content as indicated above, acceptable to Architect.

D. Architect's Action: Architect will review each RFI, determine action required, and respond. Allow seven working days for Architect's response for each RFI. RFIs received by Architect after 1:00 p.m. will be considered as received the following working day.

1. The following RFIs will be returned without action:

a. Requests for approval of submittals.
b. Requests for approval of substitutions.
c. Requests for coordination information already indicated in the Contract Documents.
d. Requests for adjustments in the Contract Time or the Contract Sum.
e. Requests for interpretation of Architect's actions on submittals.

f. Incomplete RFIs or inaccurately prepared RFIs.

2. Architect's action may include a request for additional information, in which case Architect's time for response will date from time of receipt of additional information.
3. Architect's action on RFIs that may result in a change to the Contract Time or the Contract Sum may be eligible for Contractor to submit Change Proposal according to Section 012600 "Contract Modification Procedures."

   a. If Contractor believes the RFI response warrants change in the Contract Time or the Contract Sum, notify Architect in writing within 10 days of receipt of the RFI response.

E. RFI Log: Prepare, maintain, and submit a tabular log of RFIs organized by the RFI number. Submit log weekly. Include the following:

1. Project name.
2. Name and address of Contractor.
3. Name and address of Architect.
4. RFI number including RFIs that were dropped and not submitted.
5. RFI description.
6. Date the RFI was submitted.
7. Date Architect's response was received.

F. On receipt of Architect's action, update the RFI log and immediately distribute the RFI response to affected parties. Review response and notify Architect within seven days if Contractor disagrees with response.

1. Identification of related Minor Change in the Work, Construction Change Directive, and Proposal Request, as appropriate.
2. Identification of related Field Order, Work Change Directive, and Proposal Request, as appropriate.

1.7 PROJECT MEETINGS

A. General: Schedule and conduct meetings and conferences at Project site unless otherwise indicated.

1. Attendees: Inform participants and others involved, and individuals whose presence is required, of date and time of each meeting. Notify Owner and Architect of scheduled meeting dates and times.
2. Agenda: Prepare the meeting agenda. Distribute the agenda to all invited attendees.
3. Minutes: Entity responsible for conducting meeting will record significant discussions and agreements achieved. Distribute the meeting minutes to everyone concerned, including Owner and Architect, within three days of the meeting.

B. Preconstruction Conference: Architect will schedule and conduct a preconstruction conference before starting construction, at a time convenient to Owner and Architect, but no later than15 days after execution of the Agreement.

1. Attendees: Authorized representatives of Owner, Architect, and their consultants; Contractor and its superintendent; major subcontractors; suppliers; and other concerned parties shall attend the conference. Participants at the conference shall be familiar with Project and authorized to conclude matters relating to the Work.
2. Agenda: Discuss items of significance that could affect progress, including the following:

a. Tentative construction schedule.
b. Phasing.
c. Critical work sequencing and long-lead items.
d. Designation of key personnel and their duties.
e. Procedures for processing field decisions and Change Orders.
f. Procedures for RFIs.
g. Procedures for testing and inspecting.
h. Procedures for processing Applications for Payment.
i. Distribution of the Contract Documents.
j. Submittal procedures.
k. Preparation of record documents.
l. Use of the premises and existing building.
m. Work restrictions.
n. Working hours.
o. Owner's occupancy requirements.
p. Responsibility for temporary facilities and controls.
q. Procedures for moisture and mold control.
r. Procedures for disruptions and shutdowns.
s. Construction waste management and recycling.
t. Parking availability.
u. Office, work, and storage areas.
v. Equipment deliveries and priorities.
w. First aid.
x. Security.
y. Progress cleaning.

3. Minutes: Entity responsible for conducting meeting will record and distribute meeting minutes.

C. Preinstallation Conferences: Conduct a preinstallation conference at Project site before each construction activity that requires coordination with other construction.

1. Attendees: Installer and representatives of manufacturers and fabricators involved in or affected by the installation and its coordination or integration with other materials and installations that have preceded or will follow, shall attend the meeting. Advise Architect of scheduled meeting dates.
2. Agenda: Review progress of other construction activities and preparations for the particular activity under consideration, including requirements for the following:

a. Contract Documents.
b. Options.
c. Related RFIs.
d. Related Change Orders.
e. Purchases.
f. Deliveries.
g. Submittals.
h. Review of mockups.
i. Possible conflicts.
j. Compatibility problems.
k. Time schedules.
l. Weather limitations.
m. Manufacturer's written instructions.
n. Warranty requirements.

o. Compatibility of materials.
p. Acceptability of substrates.
q. Temporary facilities and controls.
r. Space and access limitations.
s. Regulations of authorities having jurisdiction.
t. Testing and inspecting requirements.
u. Installation procedures.
v. Coordination with other work.
w. Required performance results.
x. Protection of adjacent work.
y. Protection of construction and personnel.

3. Record significant conference discussions, agreements, and disagreements, including required corrective measures and actions.
4. Reporting: Distribute minutes of the meeting to each party present and to other parties requiring information.
5. Do not proceed with installation if the conference cannot be successfully concluded. Initiate whatever actions are necessary to resolve impediments to performance of the Work and reconvene the conference at earliest feasible date.

D. Progress Meetings: Conduct progress meetings at bi-monthly intervals.

1. Attendees: In addition to representatives of Owner and Architect, each contractor, subcontractor, supplier, and other entity concerned with current progress or involved in planning, coordination, or performance of future activities shall be represented at these meetings. All participants at the meeting shall be familiar with Project and authorized to conclude matters relating to the Work.
2. Agenda: Review and correct or approve minutes of previous progress meeting. Review other items of significance that could affect progress. Include topics for discussion as appropriate to status of Project.

a. Contractor's Construction Schedule: Review progress since the last meeting. Determine whether each activity is on time, ahead of schedule, or behind schedule, in relation to Contractor's construction schedule. Determine how construction behind schedule will be expedited; secure commitments from parties involved to do so. Discuss whether schedule revisions are required to ensure that current and subsequent activities will be completed within the Contract Time.

1) Review schedule for next period.

b. Review present and future needs of each entity present, including the following:

1) Interface requirements.
2) Sequence of operations.
3) Status of submittals.
4) Deliveries.
5) Off-site fabrication.
6) Access.
7) Site utilization.
8) Temporary facilities and controls.
9) Progress cleaning.
10) Quality and work standards.

11) Status of correction of deficient items.
12) Field observations.
13) Status of RFIs.
14) Status of proposal requests.
15) Pending changes.
16) Status of Change Orders.
17) Pending claims and disputes.
18) Documentation of information for payment requests.

3. Minutes: Entity responsible for conducting the meeting will record and distribute the meeting minutes to each party present and to parties requiring information.

   a. Schedule Updating: Revise Contractor's construction schedule after each progress meeting where revisions to the schedule have been made or recognized. Issue revised schedule concurrently with the report of each meeting.

PART 2 - PRODUCTS (Not Used)

PART 3 - EXECUTION (Not Used)

END OF SECTION 013100

SECTION 013200 - CONSTRUCTION PROGRESS DOCUMENTATION

PART 1 - GENERAL

1.1 SUMMARY

A. Section includes administrative and procedural requirements for documenting the progress of construction during performance of the Work, including the following:

1. Contractor's construction schedule.
2. Construction schedule updating reports.
3. Daily construction reports.
4. Site condition reports.

1.2 DEFINITIONS

A. Activity: A discrete part of a project that can be identified for planning, scheduling, monitoring, and controlling the construction project. Activities included in a construction schedule consume time and resources.

1. Critical Activity: An activity on the critical path that must start and finish on the planned early start and finish times.
2. Predecessor Activity: An activity that precedes another activity in the network.
3. Successor Activity: An activity that follows another activity in the network.

B. CPM: Critical path method, which is a method of planning and scheduling a construction project where activities are arranged based on activity relationships. Network calculations determine when activities can be performed and the critical path of Project.

C. Critical Path: The longest connected chain of interdependent activities through the network schedule that establishes the minimum overall Project duration and contains no float.

D. Float: The measure of leeway in starting and completing an activity.

1. Float time is not for the exclusive use or benefit of either Owner or Contractor, but is a jointly owned, expiring Project resource available to both parties as needed to meet schedule milestones and Contract completion date.

1.3 INFORMATIONAL SUBMITTALS

A. Format for Submittals: Submit required submittals in the following format:

1. Working electronic copy of schedule file, where indicated.
2. PDF electronic file.
3. Two paper copies.

B. Startup Network Diagram: Of size required to display entire network for entire construction period. Show logic ties for activities.

C. Contractor's Construction Schedule: Initial schedule, of size required to display entire schedule for entire construction period.

1. Submit a working electronic copy of schedule, using software indicated, and labeled to comply with requirements for submittals. Include type of schedule (initial or updated) and date on label.

D. CPM Reports: Concurrent with CPM schedule, submit each of the following reports. Format for each activity in reports shall contain activity number, activity description, original duration, remaining duration, early start date, early finish date, late start date, late finish date, and total float in calendar days.

1. Activity Report: List of all activities sorted by activity number and then early Start date, or actual start date if known.
2. Logic Report: List of preceding and succeeding activities for all activities, sorted in ascending order by activity number and then early start date, or actual start date if known.
3. Total Float Report: List of all activities sorted in ascending order of total float.
4. Earnings Report: Compilation of Contractor's total earnings from the Notice to Proceed until most recent Application for Payment.

E. Construction Schedule Updating Reports: Submit with Applications for Payment.

F. Daily Construction Reports: Submit at monthly intervals.

G. Site Condition Reports: Submit at time of discovery of differing conditions.

1.4 COORDINATION

A. Coordinate Contractor's construction schedule with the schedule of values, list of subcontracts, submittal schedule, progress reports, payment requests, and other required schedules and reports.

1. Secure time commitments for performing critical elements of the Work from entities involved.
2. Coordinate each construction activity in the network with other activities and schedule them in proper sequence.

PART 2 - PRODUCTS

2.1 CONTRACTOR'S CONSTRUCTION SCHEDULE, GENERAL

A. Time Frame: Extend schedule from date established for the Notice to proceed to date of Substantial Completion.

1. Contract completion date shall not be changed by submission of a schedule that shows an early completion date, unless specifically authorized by Change Order.

B. Activities: Treat each story or separate area as a separate numbered activity for each main element of the Work. Comply with the following:

1. Activity Duration: Define activities so no activity is longer than 20 days, unless specifically allowed by Architect.
2. Procurement Activities: Include procurement process activities for the following long lead items and major items, requiring a cycle of more than 60 days, as separate activities in schedule. Procurement cycle activities include, but are not limited to, submittals, approvals, purchasing, fabrication, and delivery.

    a. Airform.

3. Submittal Review Time: Include review and resubmittal times indicated in Section 013300 "Submittal Procedures" in schedule. Coordinate submittal review times in Contractor's construction schedule with submittal schedule.
4. Startup and Testing Time: Include no fewer than 15 days for startup and testing.
5. Substantial Completion: Indicate completion in advance of date established for Substantial Completion, and allow time for Architect's administrative procedures necessary for certification of Substantial Completion.
6. Punch List and Final Completion: Include not more than 30 days for completion of punch list items and final completion.

C. Constraints: Include constraints and work restrictions indicated in the Contract Documents and as follows in schedule, and show how the sequence of the Work is affected.

1. Phasing: Arrange list of activities on schedule by phase.
2. Work under More Than One Contract: Include a separate activity for each contract.
3. Work by Owner: Include a separate activity for each portion of the Work performed by Owner.
4. Work Restrictions: Show the effect of the following items on the schedule:

    a. Coordination with existing construction.
    b. Limitations of continued occupancies.
    c. Uninterruptible services.
    d. Partial occupancy before Substantial Completion.
    e. Use of premises restrictions.
    f. Provisions for future construction.
    g. Seasonal variations.
    h. Environmental control.

5. Work Stages: Indicate important stages of construction for each major portion of the Work.
6. Other Constraints:

D. Milestones: Include milestones indicated in the Contract Documents in schedule, including, but not limited to, the Notice to Proceed, Substantial Completion, and final completion.

E. Upcoming Work Summary: Prepare summary report indicating activities scheduled to occur or commence prior to submittal of next schedule update. Summarize the following issues:

1. Unresolved issues.
2. Unanswered Requests for Information.
3. Rejected or unreturned submittals.
4. Notations on returned submittals.
5. Pending modifications affecting the Work and Contract Time.

F. Recovery Schedule: When periodic update indicates the Work is 14 or more calendar days behind the current approved schedule, submit a separate recovery schedule indicating means by which Contractor intends to regain compliance with the schedule.

G. Computer Scheduling Software: Prepare schedules using current version of a program that has been developed specifically to manage construction schedules.

1. Use Microsoft Project, for Windows XP Windows Vista operating system.

2.2 CONTRACTOR'S CONSTRUCTION SCHEDULE (GANTT CHART)

A. Gantt-Chart Schedule: Submit a comprehensive, fully developed, horizontal, Gantt-chart-type, Contractor's construction schedule within 30 days of date established for the Notice to Proceed.

B. Preparation: Indicate each significant construction activity separately. Identify first workday of each week with a continuous vertical line.

1. For construction activities that require three months or longer to complete, indicate an estimated completion percentage in 10 percent increments within time bar.

2.3 CONTRACTOR'S CONSTRUCTION SCHEDULE (CPM SCHEDULE)

A. General: Prepare network diagrams using AON (activity-on-node) format.

B. Startup Network Diagram: Submit diagram within 14 days of date established for the Notice to Proceed. Outline significant construction activities for the first 90 days of construction. Include skeleton diagram for the remainder of the Work and a cash requirement prediction based on indicated activities.

C. CPM Schedule: Prepare Contractor's construction schedule using a cost- and resource-loaded, time-scaled CPM network analysis diagram for the Work.

1. Develop network diagram in sufficient time to submit CPM schedule so it can be accepted for use no later than 60 days after date established for the Notice to Proceed.

a. Failure to include any work item required for performance of this Contract shall not excuse Contractor from completing all work within applicable completion dates, regardless of Architect's approval of the schedule.

2. Establish procedures for monitoring and updating CPM schedule and for reporting progress. Coordinate procedures with progress meeting and payment request dates.
3. Use "one workday" as the unit of time for individual activities. Indicate nonworking days and holidays incorporated into the schedule in order to coordinate with the Contract Time.

D. CPM Schedule Preparation: Prepare a list of all activities required to complete the Work. Using the startup network diagram, prepare a skeleton network to identify probable critical paths.

1. Activities: Indicate the estimated time duration, sequence requirements, and relationship of each activity in relation to other activities. Include estimated time frames for the following activities:

a. Preparation and processing of submittals.

b. Mobilization and demobilization.
c. Purchase of materials.
d. Delivery.
e. Fabrication.
f. Utility interruptions.
g. Installation.
h. Work by Owner that may affect or be affected by Contractor's activities.
i. Testing
j. Punch list and final completion.
k. Activities occurring following final completion.

2. Critical Path Activities: Identify critical path activities, including those for interim completion dates. Scheduled start and completion dates shall be consistent with Contract milestone dates.
3. Processing: Process data to produce output data on a computer-drawn, time-scaled network. Revise data, reorganize activity sequences, and reproduce as often as necessary to produce the CPM schedule within the limitations of the Contract Time.
4. Format: Mark the critical path. Locate the critical path near center of network; locate paths with most float near the edges.

a. Subnetworks on separate sheets are permissible for activities clearly off the critical path.

E. Contract Modifications: For each proposed contract modification and concurrent with its submission, prepare a time-impact analysis using a network fragment to demonstrate the effect of the proposed change on the overall project schedule.

F. Initial Issue of Schedule: Prepare initial network diagram from a sorted activity list indicating straight "early start-total float." Identify critical activities. Prepare tabulated reports showing the following:

1. Contractor or subcontractor and the Work or activity.
2. Description of activity.
3. Main events of activity.
4. Immediate preceding and succeeding activities.
5. Early and late start dates.
6. Early and late finish dates.
7. Activity duration in workdays.
8. Total float or slack time.
9. Average size of workforce.
10. Dollar value of activity (coordinated with the schedule of values).

G. Schedule Updating: Concurrent with making revisions to schedule, prepare tabulated reports showing the following:

1. Identification of activities that have changed.
2. Changes in early and late start dates.
3. Changes in early and late finish dates.
4. Changes in activity durations in workdays.
5. Changes in the critical path.
6. Changes in total float or slack time.
7. Changes in the Contract Time.

2.4 REPORTS

A. Daily Construction Reports: Prepare a daily construction report recording the following information concerning events at Project site:

1. List of subcontractors at Project site.
2. List of separate contractors at Project site.
3. Approximate count of personnel at Project site.
4. Equipment at Project site.
5. Material deliveries.
6. High and low temperatures and general weather conditions, including presence of rain or snow.
7. Accidents.
8. Meetings and significant decisions.
9. Unusual events.
10. Stoppages, delays, shortages, and losses.
11. Meter readings and similar recordings.
12. Emergency procedures.
13. Orders and requests of authorities having jurisdiction.
14. Change Orders received and implemented.
15. Construction Change Directives received and implemented.
16. Services connected and disconnected.
17. Equipment or system tests and startups.
18. Partial completions and occupancies.
19. Substantial Completions authorized.

B. Site Condition Reports: Immediately on discovery of a difference between site conditions and the Contract Documents, prepare and submit a detailed report. Submit with a Request for Information. Include a detailed description of the differing conditions, together with recommendations for changing the Contract Documents.

PART 3 - EXECUTION

3.1 CONTRACTOR'S CONSTRUCTION SCHEDULE

A. Contractor's Construction Schedule Updating: At bi-monthly intervals, update schedule to reflect actual construction progress and activities. Issue schedule one week before each regularly scheduled progress meeting.

1. Revise schedule immediately after each meeting or other activity where revisions have been recognized or made. Issue updated schedule concurrently with the report of each such meeting.
2. Include a report with updated schedule that indicates every change, including, but not limited to, changes in logic, durations, actual starts and finishes, and activity durations.
3. As the Work progresses, indicate final completion percentage for each activity.

B. Distribution: Distribute copies of approved schedule to Architect, Owner, separate contractors, testing and inspecting agencies, and other parties identified by Contractor with a need-to-know schedule responsibility.

1. Post copies in Project meeting rooms and temporary field offices.

2. When revisions are made, distribute updated schedules to the same parties and post in the same locations. Delete parties from distribution when they have completed their assigned portion of the Work and are no longer involved in performance of construction activities.

END OF SECTION 013200

FSECTION 013300 - SUBMITTAL PROCEDURES

PART 1 - GENERAL

1.1 SUMMARY

A. Section includes requirements for the submittal schedule and administrative and procedural requirements for submitting Shop Drawings, Product Data, Samples, and other submittals.

B. Related Requirements:

1. Section 013200 "Construction Progress Documentation" for submitting schedules and reports, including Contractor's construction schedule.
2. Section 017823 "Operation and Maintenance Data" for submitting operation and maintenance manuals.
3. Section 017900 "Demonstration and Training" for submitting video recordings of demonstration of equipment and training of Owner's personnel.

1.2 DEFINITIONS

A. Action Submittals: Written and graphic information and physical samples that require Architect's responsive action.

B. Informational Submittals: Written and graphic information and physical samples that do not require Architect's responsive action. Submittals may be rejected for not complying with requirements.

1.3 ACTION SUBMITTALS

A. Submittal Schedule: Submit a schedule of submittals, arranged in chronological order by dates required by construction schedule. Include time required for review, ordering, manufacturing, fabrication, and delivery when establishing dates. Include additional time required for making corrections or revisions to submittals noted by Architect and additional time for handling and reviewing submittals required by those corrections.

1.4 SUBMITTAL ADMINISTRATIVE REQUIREMENTS

A. Architect's Digital Data Files: Electronic copies of digital data files of the Contract Drawings will not be provided by Architect for Contractor's use in preparing submittals.

B. Coordination: Coordinate preparation and processing of submittals with performance of construction activities.

1. Coordinate each submittal with fabrication, purchasing, testing, delivery, other submittals, and related activities that require sequential activity.
2. Coordinate transmittal of different types of submittals for related parts of the Work so processing will not be delayed because of need to review submittals concurrently for coordination.

a. Architect reserves the right to withhold action on a submittal requiring coordination with other submittals until related submittals are received.

C. Processing Time: Allow time for submittal review, including time for resubmittals, as follows. Time for review shall commence on Architect's receipt of submittal. No extension of the Contract Time will be authorized because of failure to transmit submittals enough in advance of the Work to permit processing, including resubmittals.

1. Initial Review: Allow 15 days for initial review of each submittal. Allow additional time if coordination with subsequent submittals is required. Architect will advise Contractor when a submittal being processed must be delayed for coordination.
2. Intermediate Review: If intermediate submittal is necessary, process it in same manner as initial submittal.
3. Resubmittal Review: Allow 15 days for review of each resubmittal.

D. Paper Submittals: Place a permanent label or title block on each submittal item for identification.

1. Indicate name of firm or entity that prepared each submittal on label or title block.
2. Provide a space approximately 6 by 8 inches (150 by 200 mm) on label or beside title block to record Contractor's review and approval markings and action taken by Architect.
3. Include the following information for processing and recording action taken:

a. Project name.
b. Date.
c. Name of Architect.
d. Name of Construction Manager.
e. Name of Contractor.
f. Name of subcontractor.
g. Name of supplier.
h. Name of manufacturer.
i. Submittal number or other unique identifier, including revision identifier.

1) Submittal number shall use Specification Section number followed by a decimal point and then a sequential number (e.g., 061000.01). Resubmittals shall include an alphabetic suffix after another decimal point (e.g., 061000.01.A).

j. Number and title of appropriate Specification Section.
k. Drawing number and detail references, as appropriate.
l. Location(s) where product is to be installed, as appropriate.
m. Other necessary identification.

4. Additional Paper Copies: Unless additional copies are required for final submittal, and unless Architect observes noncompliance with provisions in the Contract Documents, initial submittal may serve as final submittal.

a. Submit one copy of submittal to concurrent reviewer in addition to specified number of copies to Architect.

5. Transmittal for Paper Submittals: Assemble each submittal individually and appropriately for transmittal and handling. Transmit each submittal using a transmittal form. Architect will discard submittals received from sources other than Contractor.

a. Transmittal Form for Paper Submittals: Use AIA Document G810.
b. Transmittal Form for Paper Submittals: Provide locations on form for the following information:

1) Project name.
2) Date.
3) Destination (To:).
4) Source (From:).
5) Name and address of Architect.
6) Name of Construction Manager.
7) Name of Contractor.
8) Name of firm or entity that prepared submittal.
9) Names of subcontractor, manufacturer, and supplier.
10) Category and type of submittal.
11) Submittal purpose and description.
12) Specification Section number and title.
13) Specification paragraph number or drawing designation and generic name for each of multiple items.
14) Drawing number and detail references, as appropriate.
15) Indication of full or partial submittal.
16) Transmittal number, numbered consecutively.
17) Submittal and transmittal distribution record.
18) Remarks.
19) Signature of transmitter.

E. Electronic Submittals: Identify and incorporate information in each electronic submittal file as follows:

1. Assemble complete submittal package into a single indexed file incorporating submittal requirements of a single Specification Section and transmittal form with links enabling navigation to each item.
2. Name file with submittal number or other unique identifier, including revision identifier.

a. File name shall use project identifier and Specification Section number followed by a decimal point and then a sequential number (e.g., LNHS-061000.01). Resubmittals shall include an alphabetic suffix after another decimal point (e.g., LNHS-061000.01.A).

3. Provide means for insertion to permanently record Contractor's review and approval markings and action taken by Architect.
4. Transmittal Form for Electronic Submittals: Use acceptable to Owner, containing the following information:

a. Project name.
b. Date.
c. Name and address of Architect.
d. Name of Construction Manager.
e. Name of Contractor.
f. Name of firm or entity that prepared submittal.
g. Names of subcontractor, manufacturer, and supplier.
h. Category and type of submittal.
i. Submittal purpose and description.
j. Specification Section number and title.

k. Specification paragraph number or drawing designation and generic name for each of multiple items.
l. Drawing number and detail references, as appropriate.
m. Location(s) where product is to be installed, as appropriate.
n. Related physical samples submitted directly.
o. Indication of full or partial submittal.
p. Transmittal number[, numbered consecutively].
q. Submittal and transmittal distribution record.
r. Other necessary identification.
s. Remarks.

5. Metadata: Include the following information as keywords in the electronic submittal file metadata:

a. Project name.
b. Number and title of appropriate Specification Section.
c. Manufacturer name.
d. Product name.

F. Options: Identify options requiring selection by Architect.

G. Deviations: Identify deviations from the Contract Documents on submittals.

H. Resubmittals: Make resubmittals in same form and number of copies as initial submittal.

1. Note date and content of previous submittal.
2. Note date and content of revision in label or title block and clearly indicate extent of revision.
3. Resubmit submittals until they are marked with approval notation from Architect's action stamp.

I. Distribution: Furnish copies of final submittals to manufacturers, subcontractors, suppliers, fabricators, installers, authorities having jurisdiction, and others as necessary for performance of construction activities. Show distribution on transmittal forms.

J. Use for Construction: Retain complete copies of submittals on Project site. Use only final action submittals that are marked with approval notation from Architect's action stamp.

PART 2 - PRODUCTS

2.1 SUBMITTAL PROCEDURES

A. General Submittal Procedure Requirements:

1. Submit electronic submittals via email as PDF electronic files.

a. Architect will return annotated file. Annotate and retain one copy of file as an electronic Project record document file.

2. Action Submittals: Submit three paper copies of each submittal unless otherwise indicated. Architect will return two copies.

3. Informational Submittals: Submit two paper copies of each submittal unless otherwise indicated. Architect will not return copies.
4. Certificates and Certifications Submittals: Provide a statement that includes signature of entity responsible for preparing certification. Certificates and certifications shall be signed by an officer or other individual authorized to sign documents on behalf of that entity.

    a. Provide a digital signature with digital certificate on electronically-submitted certificates and certifications where indicated.
    b. Provide a notarized statement on original paper copy certificates and certifications where indicated.

B. Product Data: Collect information into a single submittal for each element of construction and type of product or equipment.

1. If information must be specially prepared for submittal because standard published data are not suitable for use, submit as Shop Drawings, not as Product Data.
2. Mark each copy of each submittal to show which products and options are applicable.
3. Include the following information, as applicable:

    a. Manufacturer's catalog cuts.
    b. Manufacturer's product specifications.
    c. Standard color charts.
    d. Statement of compliance with specified referenced standards.
    e. Testing by recognized testing agency.
    f. Application of testing agency labels and seals.
    g. Notation of coordination requirements.
    h. Availability and delivery time information.

4. For equipment, include the following in addition to the above, as applicable:

    a. Wiring diagrams showing factory-installed wiring.
    b. Printed performance curves.
    c. Operational range diagrams.
    d. Clearances required to other construction, if not indicated on accompanying Shop Drawings.

5. Submit Product Data before or concurrent with Samples.
6. Submit Product Data in the following format:

    a. PDF electronic file.
    b. Three paper copies of Product Data unless otherwise indicated. Architect will return two copies.

C. Shop Drawings: Prepare Project-specific information, drawn accurately to scale. Do not base Shop Drawings on reproductions of the Contract Documents or standard printed data.

1. Preparation: Fully illustrate requirements in the Contract Documents. Include the following information, as applicable:

    a. Identification of products.
    b. Schedules.

c. Compliance with specified standards.
d. Notation of coordination requirements.
e. Notation of dimensions established by field measurement.
f. Relationship and attachment to adjoining construction clearly indicated.
g. Seal and signature of professional engineer if specified.

2. Sheet Size: Except for templates, patterns, and similar full-size drawings, submit Shop Drawings on sheets at least 8-1/2 by 11 inches (215 by 280 mm), but no larger than 30 by 42 inches (750 by 1067 mm).
3. Submit Shop Drawings in the following format:

a. PDF electronic file. Retain one of two subparagraphs below if requiring paper copy submittal. First subparagraph assumes Architect and Contractor will make copies from opaque print.
b. Two opaque (bond) copies of each submittal. Architect will return one copy(ies).
c. Three opaque copies of each submittal. Architect will retain two copies; remainder will be returned.

D. Samples: Submit Samples for review of kind, color, pattern, and texture for a check of these characteristics with other elements and for a comparison of these characteristics between submittal and actual component as delivered and installed.

1. Transmit Samples that contain multiple, related components such as accessories together in one submittal package.
2. Identification: Attach label on unexposed side of Samples that includes the following:

a. Generic description of Sample.
b. Product name and name of manufacturer.
c. Sample source.
d. Number and title of applicable Specification Section.

3. For projects where electronic submittals are required, provide corresponding electronic submittal of Sample transmittal, digital image file illustrating Sample characteristics, and identification information for record.
4. Disposition: Maintain sets of approved Samples at Project site, available for quality-control comparisons throughout the course of construction activity. Sample sets may be used to determine final acceptance of construction associated with each set.

a. Samples that may be incorporated into the Work are indicated in individual Specification Sections. Such Samples must be in an undamaged condition at time of use.
b. Samples not incorporated into the Work, or otherwise designated as Owner's property, are the property of Contractor.

5. Samples for Initial Selection: Submit manufacturer's color charts consisting of units or sections of units showing the full range of colors, textures, and patterns available.

a. Number of Samples: Submit one full set(s) of available choices where color, pattern, texture, or similar characteristics are required to be selected from manufacturer's product line. Architect will return submittal with options selected.

6. Samples for Verification: Submit full-size units or Samples of size indicated, prepared from same material to be used for the Work, cured and finished in manner specified, and physically identical with material or product proposed for use, and that show full range of color and texture variations expected. Samples include, but are not limited to, the following: partial sections of manufactured or fabricated components; small cuts or containers of materials; complete units of repetitively used materials; swatches showing color, texture, and pattern; color range sets; and components used for independent testing and inspection.

    a. Number of Samples: Submit three sets of Samples. Architect will retain two Sample sets; remainder will be returned.

        1) If variation in color, pattern, texture, or other characteristic is inherent in material or product represented by a Sample, submit at least three sets of paired units that show approximate limits of variations.

E. Product Schedule: As required in individual Specification Sections, prepare a written summary indicating types of products required for the Work and their intended location. Include the following information in tabular form:

    1. Submit product schedule in the following format:

        a. PDF electronic file.
        b. Three paper copies of product schedule or list unless otherwise indicated. Architect will return two copies.

F. Coordination Drawings Submittals: Comply with requirements specified in Section 013100 "Project Management and Coordination."

G. Contractor's Construction Schedule: Comply with requirements specified in Section 013200 "Construction Progress Documentation."

H. Application for Payment and Schedule of Values: Comply with requirements specified in Section 012900 "Payment Procedures.

I. Test and Inspection Reports and Schedule of Tests and Inspections Submittals: Comply with requirements specified in Section 014000 "Quality Requirements."

J. Closeout Submittals and Maintenance Material Submittals: Comply with requirements specified in Section 017700 "Closeout Procedures."

K. Maintenance Data: Comply with requirements specified in Section 017823 "Operation and Maintenance Data."

L. Qualification Data: Prepare written information that demonstrates capabilities and experience of firm or person. Include lists of completed projects with project names and addresses, contact information of architects and owners, and other information specified.

M. Welding Certificates: Prepare written certification that welding procedures and personnel comply with requirements in the Contract Documents. Submit record of Welding Procedure Specification and Procedure Qualification Record on AWS forms. Include names of firms and personnel certified.

N. Installer Certificates: Submit written statements on manufacturer's letterhead certifying that Installer complies with requirements in the Contract Documents and, where required, is authorized by manufacturer for this specific Project.

O. Manufacturer Certificates: Submit written statements on manufacturer's letterhead certifying that manufacturer complies with requirements in the Contract Documents. Include evidence of manufacturing experience where required.

P. Product Certificates: Submit written statements on manufacturer's letterhead certifying that product complies with requirements in the Contract Documents.

Q. Material Certificates: Submit written statements on manufacturer's letterhead certifying that material complies with requirements in the Contract Documents.

R. Material Test Reports: Submit reports written by a qualified testing agency, on testing agency's standard form, indicating and interpreting test results of material for compliance with requirements in the Contract Documents.

S. Product Test Reports: Submit written reports indicating that current product produced by manufacturer complies with requirements in the Contract Documents. Base reports on evaluation of tests performed by manufacturer and witnessed by a qualified testing agency, or on comprehensive tests performed by a qualified testing agency.

T. Research Reports: Submit written evidence, from a model code organization acceptable to authorities having jurisdiction, that product complies with building code in effect for Project.

U. Schedule of Tests and Inspections: Comply with requirements specified in Section 014000 "Quality Requirements."

V. Preconstruction Test Reports: Submit reports written by a qualified testing agency, on testing agency's standard form, indicating and interpreting results of tests performed before installation of product, for compliance with performance requirements in the Contract Documents.

W. Compatibility Test Reports: Submit reports written by a qualified testing agency, on testing agency's standard form, indicating and interpreting results of compatibility tests performed before installation of product. Include written recommendations for primers and substrate preparation needed for adhesion.

X. Field Test Reports: Submit written reports indicating and interpreting results of field tests performed either during installation of product or after product is installed in its final location, for compliance with requirements in the Contract Documents.

Y. Design Data: Prepare and submit written and graphic information, including, but not limited to, performance and design criteria, list of applicable codes and regulations, and calculations. Include list of assumptions and other performance and design criteria and a summary of loads. Include load diagrams if applicable. Provide name and version of software, if any, used for calculations. Include page numbers.

2.2 DELEGATED-DESIGN SERVICES

A. Performance and Design Criteria: Where professional design services or certifications by a design professional are specifically required of Contractor by the Contract Documents, provide products and systems complying with specific performance and design criteria indicated.

1. If criteria indicated are not sufficient to perform services or certification required, submit a written request for additional information to Architect.

B. Delegated-Design Services Certification: In addition to Shop Drawings, Product Data, and other required submittals, submit three paper copies of certificate, signed and sealed by the responsible design professional, for each product and system specifically assigned to Contractor to be designed or certified by a design professional.

1. Indicate that products and systems comply with performance and design criteria in the Contract Documents. Include list of codes, loads, and other factors used in performing these services.

PART 3 - EXECUTION

3.1 CONTRACTOR'S REVIEW

A. Action and Informational Submittals: Review each submittal and check for coordination with other Work of the Contract and for compliance with the Contract Documents. Note corrections and field dimensions. Mark with approval stamp before submitting to Architect.

B. Project Closeout and Maintenance Material Submittals: See requirements in Section 017700 "Closeout Procedures."

C. Approval Stamp: Stamp each submittal with a uniform, approval stamp. Include Project name and location, submittal number, Specification Section title and number, name of reviewer, date of Contractor's approval, and statement certifying that submittal has been reviewed, checked, and approved for compliance with the Contract Documents.

3.2 ARCHITECT'S ACTION

A. General: Architect will not review submittals that do not bear Contractor's approval stamp and will return them without action.

B. Action Submittals: Architect will review each submittal, make marks to indicate corrections or revisions required, and return it. Architect will stamp each submittal with an action stamp and will mark stamp appropriately to indicate action.

C. Informational Submittals: Architect will review each submittal and will not return it, or will return it if it does not comply with requirements. Architect will forward each submittal to appropriate party.

D. Incomplete submittals are unacceptable, will be considered nonresponsive, and will be returned for resubmittal without review.

E. Submittals not required by the Contract Documents may not be reviewed and may be discarded.

END OF SECTION 013300

SECTION 013516- ALTERATION PROJECT PROCEDURES

PART 1 - GENERAL

1.1 SUMMARY

A. Section includes special procedures for alteration work.

1.2 DEFINITIONS

A. Alteration Work: This term includes remodeling, renovation, repair, and maintenance work performed within existing spaces or on existing surfaces as part of the Project.

B. Consolidate: To strengthen loose or deteriorated materials in place.

C. Design Reference Sample: A sample that represents the Architect's prebid selection of work to be matched; it may be existing work or work specially produced for the Project.

D. Dismantle: To remove by disassembling or detaching an item from a surface, using gentle methods and equipment to prevent damage to the item and surfaces; disposing of items unless indicated to be salvaged or reinstalled.

E. Match: To blend with adjacent construction and manifest no apparent difference in material type, species, cut, form, detail, color, grain, texture, or finish; as approved by Architect.

F. Refinish: To remove existing finishes to base material and apply new finish to match original, or as otherwise indicated.

G. Repair: To correct damage and defects, retaining existing materials, features, and finishes. This includes patching, piecing-in, splicing, consolidating, or otherwise reinforcing or upgrading materials.

H. Replace: To remove, duplicate, and reinstall entire item with new material. The original item is the pattern for creating duplicates unless otherwise indicated.

I. Replicate: To reproduce in exact detail, materials, and finish unless otherwise indicated.

J. Reproduce: To fabricate a new item, accurate in detail to the original, and from either the same or a similar material as the original, unless otherwise indicated.

K. Retain: To keep existing items that are not to be removed or dismantled.

L. Strip: To remove existing finish down to base material unless otherwise indicated.

1.3 PROJECT MEETINGS FOR ALTERATION WORK

A. Preliminary Conference for Alteration Work: Before starting alteration work, conduct conference at Project site.

1. Attendees: In addition to representatives of Owner, Architect, and Contractor, testing service representative, and chemical-cleaner manufacturer(s) shall be represented at the meeting.
2. Agenda: Discuss items of significance that could affect progress of alteration work, including review of the following:

    a. Fire-prevention plan.
    b. Governing regulations.
    c. Areas where existing construction is to remain and the required protection.
    d. Hauling routes.
    e. Sequence of alteration work operations.
    f. Storage, protection, and accounting for salvaged and specially fabricated items.
    g. Existing conditions, staging, and structural loading limitations of areas where materials are stored.

3. Reporting: Record conference results and distribute copies to everyone in attendance and to others affected by decisions or actions resulting from conference.

B. Coordination Meetings: Conduct coordination meetings specifically for alteration work at weekly intervals. Coordination meetings are in addition to specific meetings held for other purposes, such as progress meetings and preinstallation conferences.

1. Agenda: Review and correct or approve minutes of previous coordination meeting. Review other items of significance that could affect progress of alteration work. Include topics for discussion as appropriate to status of Project.
2. Reporting: Record meeting results and distribute copies to everyone in attendance and to others affected by decisions or actions resulting from each meeting.

1.4 MATERIALS OWNERSHIP

A. Historic items, relics, and similar objects including, but not limited to, cornerstones and their contents, commemorative plaques and tablets, antiques, and other items of interest or value to Owner that may be encountered or uncovered during the Work, regardless of whether they were previously documented, remain Owner's property.

1.5 INFORMATIONAL SUBMITTALS

A. Alteration Work Program: Submit 30 days before work begins.

B. Fire-Prevention Plan: Submit 30 days before work begins.

1.6 QUALITY ASSURANCE

A. Title X Requirement: Each firm conducting activities that disturb painted surfaces shall be a "Lead-Safe Certified Firm" according to 40 CFR 745, Subpart E, and use only workers that are trained in lead-safe work practices.

B. Alteration Work Program: Prepare a written plan for alteration work for whole Project, including each phase or process and protection of surrounding materials during operations. Show compliance with

indicated methods and procedures specified in this and other Sections. Coordinate this whole-Project alteration work program with specific requirements of programs required in other alteration work Sections.

1. Dust and Noise Control: Include locations of proposed temporary dust- and noise-control partitions and means of egress from occupied areas coordinated with continuing on-site operations and other known work in progress.
2. Debris Hauling: Include plans clearly marked to show debris hauling routes, turning radii, and locations and details of temporary protective barriers.

C. Fire-Prevention Plan: Prepare a written plan for preventing fires during the Work, including placement of fire extinguishers, fire blankets, rag buckets, and other fire-control devices during each phase or process. Coordinate plan with Owner's fire-protection equipment and requirements. Include fire-watch personnel's training, duties, and authority to enforce fire safety.

D. Safety and Health Standard: Comply with ANSI/ASSE A10.6.

1.7 STORAGE AND HANDLING OF SALVAGED MATERIALS

A. Salvaged Materials:

1. Clean loose dirt and debris from salvaged items unless more extensive cleaning is indicated.
2. Pack or crate items after cleaning; cushion against damage during handling. Label contents of containers.
3. Store items in a secure area until delivery to Owner.
4. Protect items from damage during transport and storage.

B. Salvaged Materials for Reinstallation:

1. Repair and clean items for reuse as indicated.
2. Pack or crate items after cleaning and repairing; cushion against damage during handling. Label contents of containers.
3. Protect items from damage during transport and storage.
4. Reinstall items in locations indicated. Comply with installation requirements for new materials and equipment unless otherwise indicated. Provide connections, supports, and miscellaneous materials to make items functional for use indicated.

C. Existing Materials to Remain: Protect construction indicated to remain against damage and soiling from construction work. Where permitted by Architect, items may be dismantled and taken to a suitable, protected storage location during construction work and reinstalled in their original locations after alteration and other construction work in the vicinity is complete.

D. Storage: Catalog and store items within a weathertight enclosure where they are protected from moisture, weather, condensation, and freezing temperatures.

1. Identify each item for reinstallation with a nonpermanent mark to document its original location. Indicate original locations on plans, elevations, sections, or photographs by annotating the identifying marks.
2. Secure stored materials to protect from theft.
3. Control humidity so that it does not exceed 85 percent. Maintain temperatures 5 deg F (3 deg C) or more above the dew point.

PART 2 - PRODUCTS - (Not Used)

PART 3 - EXECUTION

3.1 PROTECTION

A. Protect persons, motor vehicles, surrounding surfaces of building, building site, plants, and surrounding buildings from harm resulting from alteration work.

1. Use only proven protection methods, appropriate to each area and surface being protected.
2. Provide temporary barricades, barriers, and directional signage to exclude the public from areas where alteration work is being performed.
3. Erect temporary barriers to form and maintain fire-egress routes.
4. Erect temporary protective covers over walkways and at points of pedestrian and vehicular entrance and exit that must remain in service during alteration work.
5. Contain dust and debris generated by alteration work, and prevent it from reaching the public or adjacent surfaces.
6. Provide shoring, bracing, and supports as necessary. Do not overload structural elements.
7. Protect floors and other surfaces along hauling routes from damage, wear, and staining.
8. Provide supplemental sound-control treatment to isolate demolition work from other areas of the building.

B. Temporary Protection of Materials to Remain:

1. Protect existing materials with temporary protections and construction. Do not remove existing materials unless otherwise indicated.
2. Do not attach temporary protection to existing surfaces except as indicated as part of the alteration work program.

C. Comply with each product manufacturer's written instructions for protections and precautions. Protect against adverse effects of products and procedures on people and adjacent materials, components, and vegetation.

D. Utility and Communications Services:

1. Notify Owner, Architect, authorities having jurisdiction, and entities owning or controlling wires, conduits, pipes, and other services affected by alteration work before commencing operations.
2. Disconnect and cap pipes and services as required by authorities having jurisdiction, as required for alteration work.
3. Maintain existing services unless otherwise indicated; keep in service, and protect against damage during operations. Provide temporary services during interruptions to existing utilities.

E. Existing Drains: Prior to the start of work in an area, test drainage system to ensure that it is functioning properly. Notify Architect immediately of inadequate drainage or blockage. Do not begin work in an area until the drainage system is functioning properly.

1. Prevent solids such as adhesive or mortar residue or other debris from entering the drainage system. Clean out drains and drain lines that become sluggish or blocked by sand or other materials resulting from alteration work.

2. Protect drains from pollutants. Block drains or filter out sediments, allowing only clean water to pass.

F. Existing Roofing: Prior to the start of work in an area, install roofing protection.

3.2 PROTECTION FROM FIRE

A. General: Follow fire-prevention plan and the following:

1. Comply with NFPA 241 requirements unless otherwise indicated.
2. Remove and keep area free of combustibles, including rubbish, paper, waste, and chemicals, unless necessary for the immediate work.

a. If combustible material cannot be removed, provide fire blankets to cover such materials.

B. Heat-Generating Equipment and Combustible Materials: Comply with the following procedures while performing work with heat-generating equipment or combustible materials, including welding, torch-cutting, soldering, brazing, removing paint with heat, or other operations where open flames or implements using high heat or combustible solvents and chemicals are anticipated:

1. Obtain Owner's approval for operations involving use of open-flame or welding or other high-heat equipment. Notify Owner at least 72 hours before each occurrence, indicating location of such work.
2. As far as practicable, restrict heat-generating equipment to shop areas or outside the building.
3. Do not perform work with heat-generating equipment in or near rooms or in areas where flammable liquids or explosive vapors are present or thought to be present. Use a combustible gas indicator test to ensure that the area is safe.
4. Use fireproof baffles to prevent flames, sparks, hot gases, or other high-temperature material from reaching surrounding combustible material.
5. Prevent the spread of sparks and particles of hot metal through open windows, doors, holes, and cracks in floors, walls, ceilings, roofs, and other openings.
6. Fire Watch: Before working with heat-generating equipment or combustible materials, station personnel to serve as a fire watch at each location where such work is performed. Fire-watch personnel shall have the authority to enforce fire safety. Station fire watch according to NFPA 51B, NFPA 241, and as follows:

a. Train each fire watch in the proper operation of fire-control equipment and alarms.
b. Prohibit fire-watch personnel from other work that would be a distraction from fire-watch duties.
c. Cease work with heat-generating equipment whenever fire-watch personnel are not present.
d. Have fire-watch personnel perform final fire-safety inspection each day beginning no sooner than 30 minutes after conclusion of work to detect hidden or smoldering fires and to ensure that proper fire prevention is maintained.
e. Maintain fire-watch personnel at Project site until 60 minutes after conclusion of daily work.

C. Fire-Control Devices: Provide and maintain fire extinguishers, fire blankets, and rag buckets for disposal of rags with combustible liquids. Maintain each as suitable for the type of fire risk in each work area. Ensure that nearby personnel and the fire-watch personnel are trained in fire-extinguisher and blanket use.

D. Sprinklers: Where sprinkler protection exists and is functional, maintain it without interruption while operations are being performed. If operations are performed close to sprinklers, shield them temporarily with guards.

1. Remove temporary guards at the end of work shifts, whenever operations are paused, and when nearby work is complete.

3.3 PROTECTION DURING APPLICATION OF CHEMICALS

A. Protect motor vehicles, surrounding surfaces of building, building site, plants, and surrounding buildings from harm or spillage resulting from applications of chemicals and adhesives.

B. Cover adjacent surfaces with protective materials that are proven to resist chemicals selected for Project unless chemicals being used will not damage adjacent surfaces as indicated in alteration work program. Use covering materials and masking agents that are waterproof and UV resistant and that will not stain or leave residue on surfaces to which they are applied. Apply protective materials according to manufacturer's written instructions. Do not apply liquid masking agents or adhesives to painted or porous surfaces. When no longer needed, promptly remove protective materials.

C. Do not apply chemicals during winds of sufficient force to spread them to unprotected surfaces.

D. Neutralize alkaline and acid wastes and legally dispose of off Owner's property.

E. Collect and dispose of runoff from chemical operations by legal means and in a manner that prevents soil contamination, soil erosion, undermining of paving and foundations, damage to landscaping, or water penetration into building interior.

3.4 GENERAL ALTERATION WORK

A. Perform surveys of Project site as the Work progresses to detect hazards resulting from alterations.

B. Notify Architect of visible changes in the integrity of material or components whether from environmental causes including biological attack, UV degradation, freezing, or thawing or from structural defects including cracks, movement, or distortion.

1. Do not proceed with the work in question until directed by Architect.

END OF SECTION 013516

SECTION 014000 - QUALITY REQUIREMENTS

PART 1 - GENERAL

1.1 SUMMARY

A. Section includes administrative and procedural requirements for quality assurance and quality control.

B. Testing and inspecting services are required to verify compliance with requirements specified or indicated. These services do not relieve Contractor of responsibility for compliance with the Contract Document requirements.

1. Specified tests, inspections, and related actions do not limit Contractor's other quality-assurance and -control procedures that facilitate compliance with the Contract Document requirements.
2. Requirements for Contractor to provide quality-assurance and -control services required by Architect, Owner, or authorities having jurisdiction are not limited by provisions of this Section.
3. Specific test and inspection requirements are not specified in this Section.

1.2 DEFINITIONS

A. Quality-Assurance Services: Activities, actions, and procedures performed before and during execution of the Work to guard against defects and deficiencies and substantiate that proposed construction will comply with requirements.

B. Quality-Control Services: Tests, inspections, procedures, and related actions during and after execution of the Work to evaluate that actual products incorporated into the Work and completed construction comply with requirements. Services do not include contract enforcement activities performed by Architect.

C. Mockups: Full-size physical assemblies that are constructed on-site. Mockups are constructed to verify selections made under Sample submittals; to demonstrate aesthetic effects and, where indicated, qualities of materials and execution; to review coordination, testing, or operation; to show interface between dissimilar materials; and to demonstrate compliance with specified installation tolerances. Mockups are not Samples. Unless otherwise indicated, approved mockups establish the standard by which the Work will be judged.

1. Laboratory Mockups: Full-size physical assemblies constructed at testing facility to verify performance characteristics.

D. Preconstruction Testing: Tests and inspections performed specifically for Project before products and materials are incorporated into the Work, to verify performance or compliance with specified criteria.

E. Product Testing: Tests and inspections that are performed by an NRTL, an NVLAP, or a testing agency qualified to conduct product testing and acceptable to authorities having jurisdiction, to establish product performance and compliance with specified requirements.

F. Source Quality-Control Testing: Tests and inspections that are performed at the source, e.g., plant, mill, factory, or shop.

G. Field Quality-Control Testing: Tests and inspections that are performed on-site for installation of the Work and for completed Work.

H. Testing Agency: An entity engaged to perform specific tests, inspections, or both. Testing laboratory shall mean the same as testing agency.

I. Installer/Applicator/Erector: Contractor or another entity engaged by Contractor as an employee, Subcontractor, or Sub-subcontractor, to perform a particular construction operation, including installation, erection, application, and similar operations.

1. Use of trade-specific terminology in referring to a trade or entity does not require that certain construction activities be performed by accredited or unionized individuals, or that requirements specified apply exclusively to specific trade(s).

J. Experienced: When used with an entity or individual, "experienced" means having successfully completed a minimum of [five] previous projects similar in nature, size, and extent to this Project; being familiar with special requirements indicated; and having complied with requirements of authorities having jurisdiction.

1.3 CONFLICTING REQUIREMENTS

A. Referenced Standards: If compliance with two or more standards is specified and the standards establish different or conflicting requirements for minimum quantities or quality levels, comply with the most stringent requirement. Refer conflicting requirements that are different, but apparently equal, to Architect for a decision before proceeding.

B. Minimum Quantity or Quality Levels: The quantity or quality level shown or specified shall be the minimum provided or performed. The actual installation may comply exactly with the minimum quantity or quality specified, or it may exceed the minimum within reasonable limits. To comply with these requirements, indicated numeric values are minimum or maximum, as appropriate, for the context of requirements. Refer uncertainties to Architect for a decision before proceeding.

1.4 INFORMATIONAL SUBMITTALS

A. Contractor's Statement of Responsibility: When required by authorities having jurisdiction, submit copy of written statement of responsibility sent to authorities having jurisdiction before starting work on the following systems:

1. Seismic-force-resisting system, designated seismic system, or component listed in the designated seismic system quality-assurance plan prepared by Architect.
2. Main wind-force-resisting system or a wind-resisting component listed in the wind-force-resisting system quality-assurance plan prepared by Architect.

B. Testing Agency Qualifications: For testing agencies specified in "Quality Assurance" Article to demonstrate their capabilities and experience. Include proof of qualifications in the form of a recent report on the inspection of the testing agency by a recognized authority.

1.5 REPORTS AND DOCUMENTS

A. Test and Inspection Reports: Prepare and submit certified written reports specified in other Sections. Include the following:

1. Date of issue.
2. Project title and number.
3. Name, address, and telephone number of testing agency.
4. Dates and locations of samples and tests or inspections.
5. Names of individuals making tests and inspections.
6. Description of the Work and test and inspection method.
7. Identification of product and Specification Section.
8. Complete test or inspection data.
9. Test and inspection results and an interpretation of test results.
10. Record of temperature and weather conditions at time of sample taking and testing and inspecting.
11. Comments or professional opinion on whether tested or inspected Work complies with the Contract Document requirements.
12. Name and signature of laboratory inspector.
13. Recommendations on retesting and reinspecting.

B. Manufacturer's Field Reports: Prepare written information documenting tests and inspections specified in other Sections. Include the following:

1. Name, address, and telephone number of representative making report.
2. Statement on condition of substrates and their acceptability for installation of product.
3. Summary of installation procedures being followed, whether they comply with requirements and, if not, what corrective action was taken.
4. Results of operational and other tests and a statement of whether observed performance complies with requirements.
5. Other required items indicated in individual Specification Sections.

C. Permits, Licenses, and Certificates: For Owner's records, submit copies of permits, licenses, certifications, inspection reports, releases, jurisdictional settlements, notices, receipts for fee payments, judgments, correspondence, records, and similar documents, established for compliance with standards and regulations bearing on performance of the Work.

1.6 QUALITY ASSURANCE

A. General: Qualifications paragraphs in this article establish the minimum qualification levels required; individual Specification Sections specify additional requirements.

B. Manufacturer Qualifications: A firm experienced in manufacturing products or systems similar to those indicated for this Project and with a record of successful in-service performance, as well as sufficient production capacity to produce required units.

C. Fabricator Qualifications: A firm experienced in producing products similar to those indicated for this Project and with a record of successful in-service performance, as well as sufficient production capacity to produce required units.

D. Installer Qualifications: A firm or individual experienced in installing, erecting, or assembling work similar in material, design, and extent to that indicated for this Project, whose work has resulted in construction with a record of successful in-service performance.

E. Professional Engineer Qualifications: A professional engineer who is legally qualified to practice in jurisdiction where Project is located and who is experienced in providing engineering services of the kind indicated. Engineering services are defined as those performed for installations of the system, assembly, or product that are similar in material, design, and extent to those indicated for this Project.

F. Specialists: Certain Specification Sections require that specific construction activities shall be performed by entities who are recognized experts in those operations. Specialists shall satisfy qualification requirements indicated and shall be engaged for the activities indicated.

1. Requirements of authorities having jurisdiction shall supersede requirements for specialists.

G. Testing Agency Qualifications: An NRTL, an NVLAP, or an independent agency with the experience and capability to conduct testing and inspecting indicated, as documented according to ASTM E 329; and with additional qualifications specified in individual Sections; and, where required by authorities having jurisdiction, that is acceptable to authorities.

1. NRTL: A nationally recognized testing laboratory according to 29 CFR 1910.7.
2. NVLAP: A testing agency accredited according to NIST's National Voluntary Laboratory Accreditation Program.

H. Manufacturer's Representative Qualifications: An authorized representative of manufacturer who is trained and approved by manufacturer to observe and inspect installation of manufacturer's products that are similar in material, design, and extent to those indicated for this Project.

I. Preconstruction Testing: Where testing agency is indicated to perform preconstruction testing for compliance with specified requirements for performance and test methods, comply with the following:

1. Contractor responsibilities include the following:

a. Provide test specimens representative of proposed products and construction.
b. Submit specimens in a timely manner with sufficient time for testing and analyzing results to prevent delaying the Work.
c. Build laboratory mockups at testing facility using personnel, products, and methods of construction indicated for the completed Work.
d. When testing is complete, remove test specimens, assemblies, [and]mockups[, and laboratory mockups]; do not reuse products on Project.

2. Testing Agency Responsibilities: Submit a certified written report of each test, inspection, and similar quality-assurance service to Architect, with copy to Contractor. Interpret tests and inspections and state in each report whether tested and inspected work complies with or deviates from the Contract Documents.

J. Mockups: Before installing portions of the Work requiring mockups, build mockups for each form of construction and finish required to comply with the following requirements, using materials indicated for the completed Work:

1. Build mockups in location and of size indicated or, if not indicated, as directed by Architect.

2. Notify Architect [seven] days in advance of dates and times when mockups will be constructed.
3. Demonstrate the proposed range of aesthetic effects and workmanship.
4. Obtain Architect's approval of mockups before starting work, fabrication, or construction.

    a. Allow [seven] days for initial review and each re-review of each mockup.

5. Maintain mockups during construction in an undisturbed condition as a standard for judging the completed Work.
6. Demolish and remove mockups when directed unless otherwise indicated.

K. Laboratory Mockups: Comply with requirements of preconstruction testing and those specified in individual Specification Sections.

1.7 QUALITY CONTROL

A. Owner Responsibilities: Where quality-control services are indicated as Owner's responsibility, Owner will engage a qualified testing agency to perform these services.

1. Owner will furnish Contractor with names, addresses, and telephone numbers of testing agencies engaged and a description of types of testing and inspecting they are engaged to perform.
2. Costs for retesting and reinspecting construction that replaces or is necessitated by work that failed to comply with the Contract Documents will be charged to Contractor[, and the Contract Sum will be adjusted by Change Order].

B. Contractor Responsibilities: Tests and inspections not explicitly assigned to Owner are Contractor's responsibility. Perform additional quality-control activities required to verify that the Work complies with requirements, whether specified or not.

1. Where services are indicated as Contractor's responsibility, engage a qualified testing agency to perform these quality-control services.

    a. Contractor shall not employ same entity engaged by Owner, unless agreed to in writing by Owner.

2. Notify testing agencies at least [24] hours in advance of time when Work that requires testing or inspecting will be performed.
3. Where quality-control services are indicated as Contractor's responsibility, submit a certified written report, in duplicate, of each quality-control service.
4. Testing and inspecting requested by Contractor and not required by the Contract Documents are Contractor's responsibility.
5. Submit additional copies of each written report directly to authorities having jurisdiction, when they so direct.

C. Manufacturer's Field Services: Where indicated, engage a manufacturer's representative to observe and inspect the Work. Manufacturer's representative's services include examination of substrates and conditions, verification of materials, inspection of completed portions of the Work, and submittal of written reports.

D. Retesting/Reinspecting: Regardless of whether original tests or inspections were Contractor's responsibility, provide quality-control services, including retesting and reinspecting, for construction that replaced Work that failed to comply with the Contract Documents.

E. Testing Agency Responsibilities: Cooperate with Architect, and Contractor in performance of duties. Provide qualified personnel to perform required tests and inspections.

1. Notify Architect, and Contractor promptly of irregularities or deficiencies observed in the Work during performance of its services.
2. Determine the location from which test samples will be taken and in which in-situ tests are conducted.
3. Conduct and interpret tests and inspections and state in each report whether tested and inspected work complies with or deviates from requirements.
4. Submit a certified written report, in duplicate, of each test, inspection, and similar quality-control service through Contractor.
5. Do not release, revoke, alter, or increase the Contract Document requirements or approve or accept any portion of the Work.
6. Do not perform any duties of Contractor.

F. Associated Services: Cooperate with agencies performing required tests, inspections, and similar quality-control services, and provide reasonable auxiliary services as requested. Notify agency sufficiently in advance of operations to permit assignment of personnel. Provide the following:

1. Access to the Work.
2. Incidental labor and facilities necessary to facilitate tests and inspections.
3. Adequate quantities of representative samples of materials that require testing and inspecting. Assist agency in obtaining samples.
4. Facilities for storage and field curing of test samples.
5. Delivery of samples to testing agencies.
6. Preliminary design mix proposed for use for material mixes that require control by testing agency.
7. Security and protection for samples and for testing and inspecting equipment at Project site.

G. Coordination: Coordinate sequence of activities to accommodate required quality-assurance and -control services with a minimum of delay and to avoid necessity of removing and replacing construction to accommodate testing and inspecting.

1. Schedule times for tests, inspections, obtaining samples, and similar activities.

1.8 SPECIAL TESTS AND INSPECTIONS

A. Special Tests and Inspections: [Engage] a qualified to conduct special tests and inspections required by authorities having jurisdiction as the responsibility of Owner[, as indicated in Statement of Special Inspections attached to this Section], and as follows:

B. Special Tests and Inspections: Conducted by a qualified [testing agency] as required by authorities having jurisdiction, as indicated in individual Specification Sections[and in Statement of Special Inspections attached to this Section], and as follows:

1. Verifying that manufacturer maintains detailed fabrication and quality-control procedures and reviews the completeness and adequacy of those procedures to perform the Work.

2. Notifying Architect, and Contractor promptly of irregularities and deficiencies observed in the Work during performance of its services.
3. Submitting a certified written report of each test, inspection, and similar quality-control service to Architect, with copy to Contractor and to authorities having jurisdiction.
4. Submitting a final report of special tests and inspections at Substantial Completion, which includes a list of unresolved deficiencies.
5. Interpreting tests and inspections and stating in each report whether tested and inspected work complies with or deviates from the Contract Documents.
6. Retesting and reinspecting corrected work.

PART 2 - PRODUCTS (Not Used)

PART 3 - EXECUTION

3.1 TEST AND INSPECTION LOG

A. Test and Inspection Log: Prepare a record of tests and inspections. Include the following:

1. Date test or inspection was conducted.
2. Description of the Work tested or inspected.
3. Date test or inspection results were transmitted to Architect.
4. Identification of testing agency or special inspector conducting test or inspection.

B. Maintain log at Project site. Post changes and revisions as they occur. Provide access to test and inspection log for Architect's, reference during normal working hours.

3.2 REPAIR AND PROTECTION

A. General: On completion of testing, inspecting, sample taking, and similar services, repair damaged construction and restore substrates and finishes.

1. Provide materials and comply with installation requirements specified in other Specification Sections or matching existing substrates and finishes. Restore patched areas and extend restoration into adjoining areas with durable seams that are as invisible as possible. Comply with the Contract Document requirements for cutting and patching in Section 017300 "Execution."

B. Protect construction exposed by or for quality-control service activities.

C. Repair and protection are Contractor's responsibility, regardless of the assignment of responsibility for quality-control services.

END OF SECTION 014000

SECTION 014200 - REFERENCES

PART 1 - GENERAL

1.1 DEFINITIONS

A. General: Basic Contract definitions are included in the Conditions of the Contract.

B. "Approved": When used to convey Architect's action on Contractor's submittals, applications, and requests, "approved" is limited to Architect's duties and responsibilities as stated in the Conditions of the Contract.

C. "Directed": A command or instruction by Architect. Other terms including "requested," "authorized," "selected," "required," and "permitted" have the same meaning as "directed."

D. "Indicated": Requirements expressed by graphic representations or in written form on Drawings, in Specifications, and in other Contract Documents. Other terms including "shown," "noted," "scheduled," and "specified" have the same meaning as "indicated."

E. "Regulations": Laws, ordinances, statutes, and lawful orders issued by authorities having jurisdiction, and rules, conventions, and agreements within the construction industry that control performance of the Work.

F. "Furnish": Supply and deliver to Project site, ready for unloading, unpacking, assembly, installation, and similar operations.

G. "Install": Unload, temporarily store, unpack, assemble, erect, place, anchor, apply, work to dimension, finish, cure, protect, clean, and similar operations at Project site.

H. "Provide": Furnish and install, complete and ready for the intended use.

I. "Project Site": Space available for performing construction activities. The extent of Project site is shown on Drawings and may or may not be identical with the description of the land on which Project is to be built.

1.2 INDUSTRY STANDARDS

A. Applicability of Standards: Unless the Contract Documents include more stringent requirements, applicable construction industry standards have the same force and effect as if bound or copied directly into the Contract Documents to the extent referenced. Such standards are made a part of the Contract Documents by reference.

B. Publication Dates: Comply with standards in effect as of date of the Contract Documents unless otherwise indicated.

C. Copies of Standards: Each entity engaged in construction on Project should be familiar with industry standards applicable to its construction activity. Copies of applicable standards are not bound with the Contract Documents.

1. Where copies of standards are needed to perform a required construction activity, obtain copies directly from publication source.

1.3 ABBREVIATIONS AND ACRONYMS

A. Industry Organizations: Where abbreviations and acronyms are used in Specifications or other Contract Documents, they shall mean the recognized name of the entities indicated in Gale's "Encyclopedia of Associations: National Organizations of the U.S." or in Columbia Books' "National Trade & Professional Associations of the United States."

B. Industry Organizations: Where abbreviations and acronyms are used in Specifications or other Contract Documents, they shall mean the recognized name of the entities in the following list.

1. AABC - Associated Air Balance Council; www.aabc.com.
2. AAMA - American Architectural Manufacturers Association; www.aamanet.org.
3. AAPFCO - Association of American Plant Food Control Officials; www.aapfco.org.
4. AASHTO - American Association of State Highway and Transportation Officials; www.transportation.org.
5. AATCC - American Association of Textile Chemists and Colorists; www.aatcc.org.
6. ABMA - American Bearing Manufacturers Association; www.americanbearings.org.
7. ACI - American Concrete Institute; (Formerly: ACI International); www.concrete.org.
8. ACPA - American Concrete Pipe Association; www.concrete-pipe.org.
9. AEIC - Association of Edison Illuminating Companies, Inc. (The); www.aeic.org.
10. AF&PA - American Forest & Paper Association; www.afandpa.org.
11. AGA - American Gas Association; www.aga.org.
12. AHAM - Association of Home Appliance Manufacturers; www.aham.org.
13. AHRI - Air-Conditioning, Heating, and Refrigeration Institute (The); www.ahrinet.org.
14. AI - Asphalt Institute; www.asphaltinstitute.org.
15. AIA - American Institute of Architects (The); www.aia.org.
16. AISC - American Institute of Steel Construction; www.aisc.org.
17. AISI - American Iron and Steel Institute; www.steel.org.
18. AITC - American Institute of Timber Construction; www.aitc-glulam.org.
19. AMCA - Air Movement and Control Association International, Inc.; www.amca.org.
20. ANSI - American National Standards Institute; www.ansi.org.
21. AOSA - Association of Official Seed Analysts, Inc.; www.aosaseed.com.
22. APA - APA - The Engineered Wood Association; www.apawood.org.
23. APA - Architectural Precast Association; www.archprecast.org.
24. API - American Petroleum Institute; www.api.org.
25. ARI - Air-Conditioning & Refrigeration Institute; (See AHRI).
26. ARI - American Refrigeration Institute; (See AHRI).
27. ARMA - Asphalt Roofing Manufacturers Association; www.asphaltroofing.org.
28. ASCE - American Society of Civil Engineers; www.asce.org.
29. ASCE/SEI - American Society of Civil Engineers/Structural Engineering Institute; (See ASCE).
30. ASHRAE - American Society of Heating, Refrigerating and Air-Conditioning Engineers; www.ashrae.org.
31. ASME - ASME International; (American Society of Mechanical Engineers); www.asme.org.
32. ASSE - American Society of Safety Engineers (The); www.asse.org.
33. ASSE - American Society of Sanitary Engineering; www.asse-plumbing.org.
34. ASTM - ASTM International; (American Society for Testing and Materials International); www.astm.org.

35. ATIS - Alliance for Telecommunications Industry Solutions; www.atis.org.
36. AWEA - American Wind Energy Association; www.awea.org.
37. AWI - Architectural Woodwork Institute; www.awinet.org.
38. AWMAC - Architectural Woodwork Manufacturers Association of Canada; www.awmac.com.
39. AWPA - American Wood Protection Association; (Formerly: American Wood-Preservers' Association); www.awpa.com.
40. AWS - American Welding Society; www.aws.org.
41. AWWA - American Water Works Association; www.awwa.org.
42. BHMA - Builders Hardware Manufacturers Association; www.buildershardware.com.
43. BIA - Brick Industry Association (The); www.gobrick.com.
44. BICSI - BICSI, Inc.; www.bicsi.org.
45. BIFMA - BIFMA International; (Business and Institutional Furniture Manufacturer's Association); www.bifma.com.
46. BISSC - Baking Industry Sanitation Standards Committee; www.bissc.org.
47. BWF - Badminton World Federation; (Formerly: International Badminton Federation); www.bwfbadminton.org.
48. CDA - Copper Development Association; www.copper.org.
49. CEA - Canadian Electricity Association; www.electricity.ca.
50. CEA - Consumer Electronics Association; www.ce.org.
51. CFFA - Chemical Fabrics & Film Association, Inc.; www.chemicalfabricsandfilm.com.
52. CFSEI - Cold-Formed Steel Engineers Institute; www.cfsei.org.
53. CGA - Compressed Gas Association; www.cganet.com.
54. CIMA - Cellulose Insulation Manufacturers Association; www.cellulose.org.
55. CISCA - Ceilings & Interior Systems Construction Association; www.cisca.org.
56. CISPI - Cast Iron Soil Pipe Institute; www.cispi.org.
57. CLFMI - Chain Link Fence Manufacturers Institute; www.chainlinkinfo.org.
58. CPA - Composite Panel Association; www.pbmdf.com.
59. CRI - Carpet and Rug Institute (The); www.carpet-rug.org.
60. CRRC - Cool Roof Rating Council; www.coolroofs.org.
61. CRSI - Concrete Reinforcing Steel Institute; www.crsi.org.
62. CSA - Canadian Standards Association; www.csa.ca.
63. CSA - CSA International; (Formerly: IAS - International Approval Services); www.csa-international.org.
64. CSI - Construction Specifications Institute (The); www.csinet.org.
65. CSSB - Cedar Shake & Shingle Bureau; www.cedarbureau.org.
66. CTI - Cooling Technology Institute; (Formerly: Cooling Tower Institute); www.cti.org.
67. CWC - Composite Wood Council; (See CPA).
68. DASMA - Door and Access Systems Manufacturers Association; www.dasma.com.
69. DHI - Door and Hardware Institute; www.dhi.org.
70. ECA - Electronic Components Association; (See ECIA).
71. ECAMA - Electronic Components Assemblies & Materials Association; (See ECIA).
72. ECIA ? Electronic Components Industry Association; www.eciaonline.org.
73. EIA - Electronic Industries Alliance; (See TIA).
74. EIMA - EIFS Industry Members Association; www.eima.com.
75. EJMA - Expansion Joint Manufacturers Association, Inc.; www.ejma.org.
76. ESD - ESD Association; (Electrostatic Discharge Association); www.esda.org.
77. ESTA - Entertainment Services and Technology Association; (See PLASA).
78. EVO - Efficiency Valuation Organization; www.evo-world.org.
79. FIBA - F?d?ration Internationale de Basketball; (The International Basketball Federation); www.fiba.com.

80. FIVB - F?d?ration Internationale de Volleyball; (The International Volleyball Federation); www.fivb.org.
81. FM Approvals - FM Approvals LLC; www.fmglobal.com.
82. FM Global - FM Global; (Formerly: FMG - FM Global); www.fmglobal.com.
83. FRSA - Florida Roofing, Sheet Metal & Air Conditioning Contractors Association, Inc.; www.floridaroof.com.
84. FSA - Fluid Sealing Association; www.fluidsealing.com.
85. FSC - Forest Stewardship Council U.S.; www.fscus.org.
86. GA - Gypsum Association; www.gypsum.org.
87. GANA - Glass Association of North America; www.glasswebsite.com.
88. GS - Green Seal; www.greenseal.org.
89. HI - Hydraulic Institute; www.pumps.org.
90. HI/GAMA - Hydronics Institute/Gas Appliance Manufacturers Association; (See AHRI).
91. HMMA - Hollow Metal Manufacturers Association; (See NAAMM).
92. HPVA - Hardwood Plywood & Veneer Association; www.hpva.org.
93. HPW - H. P. White Laboratory, Inc.; www.hpwhite.com.
94. IAPSC - International Association of Professional Security Consultants; www.iapsc.org.
95. IAS - International Accreditation Service; www.iasonline.org.
96. IAS - International Approval Services; (See CSA).
97. ICBO - International Conference of Building Officials; (See ICC).
98. ICC - International Code Council; www.iccsafe.org.
99. ICEA - Insulated Cable Engineers Association, Inc.; www.icea.net.
100. ICPA - International Cast Polymer Alliance; www.icpa-hq.org.
101. ICRI - International Concrete Repair Institute, Inc.; www.icri.org.
102. IEC - International Electrotechnical Commission; www.iec.ch.
103. IEEE - Institute of Electrical and Electronics Engineers, Inc. (The); www.ieee.org.
104. IES - Illuminating Engineering Society; (Formerly: Illuminating Engineering Society of North America); www.ies.org.
105. IESNA - Illuminating Engineering Society of North America; (See IES).
106. IEST - Institute of Environmental Sciences and Technology; www.iest.org.
107. IGMA - Insulating Glass Manufacturers Alliance; www.igmaonline.org.
108. IGSHPA - International Ground Source Heat Pump Association; www.igshpa.okstate.edu.
109. ILI - Indiana Limestone Institute of America, Inc.; www.iliai.com.
110. Intertek - Intertek Group; (Formerly: ETL SEMCO; Intertek Testing Service NA); www.intertek.com.
111. ISA - International Society of Automation (The); (Formerly: Instrumentation, Systems, and Automation Society); www.isa.org.
112. ISAS - Instrumentation, Systems, and Automation Society (The); (See ISA).
113. ISFA - International Surface Fabricators Association; (Formerly: International Solid Surface Fabricators Association); www.isfanow.org.
114. ISO - International Organization for Standardization; www.iso.org.
115. ISSFA - International Solid Surface Fabricators Association; (See ISFA).
116. ITU - International Telecommunication Union; www.itu.int/home.
117. KCMA - Kitchen Cabinet Manufacturers Association; www.kcma.org.
118. LMA - Laminating Materials Association; (See CPA).
119. LPI - Lightning Protection Institute; www.lightning.org.
120. MBMA - Metal Building Manufacturers Association; www.mbma.com.
121. MCA - Metal Construction Association; www.metalconstruction.org.
122. MFMA - Maple Flooring Manufacturers Association, Inc.; www.maplefloor.org.
123. MFMA - Metal Framing Manufacturers Association, Inc.; www.metalframingmfg.org.
124. MHIA - Material Handling Industry of America; www.mhia.org.
125. MIA - Marble Institute of America; www.marble-institute.com.

126. MMPA - Moulding & Millwork Producers Association; (Formerly: Wood Moulding & Millwork Producers Association); www.wmmpa.com.
127. MPI - Master Painters Institute; www.paintinfo.com.
128. MSS - Manufacturers Standardization Society of The Valve and Fittings Industry Inc.; www.mss-hq.org.
129. NAAMM - National Association of Architectural Metal Manufacturers; www.naamm.org.
130. NACE - NACE International; (National Association of Corrosion Engineers International); www.nace.org.
131. NADCA - National Air Duct Cleaners Association; www.nadca.com.
132. NAIMA - North American Insulation Manufacturers Association; www.naima.org.
133. NBGQA - National Building Granite Quarries Association, Inc.; www.nbgqa.com.
134. NCAA - National Collegiate Athletic Association (The); www.ncaa.org.
135. NCMA - National Concrete Masonry Association; www.ncma.org.
136. NEBB - National Environmental Balancing Bureau; www.nebb.org.
137. NECA - National Electrical Contractors Association; www.necanet.org.
138. NeLMA - Northeastern Lumber Manufacturers Association; www.nelma.org.
139. NEMA - National Electrical Manufacturers Association; www.nema.org.
140. NETA - InterNational Electrical Testing Association; www.netaworld.org.
141. NFHS - National Federation of State High School Associations; www.nfhs.org.
142. NFPA - NFPA; (National Fire Protection Association); www.nfpa.org.
143. NFPA - NFPA International; (See NFPA).
144. NFRC - National Fenestration Rating Council; www.nfrc.org.
145. NHLA - National Hardwood Lumber Association; www.nhla.com.
146. NLGA - National Lumber Grades Authority; www.nlga.org.
147. NOFMA - National Oak Flooring Manufacturers Association; (See NWFA).
148. NOMMA - National Ornamental & Miscellaneous Metals Association; www.nomma.org.
149. NRCA - National Roofing Contractors Association; www.nrca.net.
150. NRMCA - National Ready Mixed Concrete Association; www.nrmca.org.
151. NSF - NSF International; (National Sanitation Foundation International); www.nsf.org.
152. NSPE - National Society of Professional Engineers; www.nspe.org.
153. NSSGA - National Stone, Sand & Gravel Association; www.nssga.org.
154. NTMA - National Terrazzo & Mosaic Association, Inc. (The); www.ntma.com.
155. NWFA - National Wood Flooring Association; www.nwfa.org.
156. PCI - Precast/Prestressed Concrete Institute; www.pci.org.
157. PDI - Plumbing & Drainage Institute; www.pdionline.org.
158. PLASA - PLASA; (Formerly: ESTA - Entertainment Services and Technology Association); www.plasa.org.
159. RCSC - Research Council on Structural Connections; www.boltcouncil.org.
160. RFCI - Resilient Floor Covering Institute; www.rfci.com.
161. RIS - Redwood Inspection Service; www.redwoodinspection.com.
162. SAE - SAE International; (Society of Automotive Engineers); www.sae.org.
163. SCTE - Society of Cable Telecommunications Engineers; www.scte.org.
164. SDI - Steel Deck Institute; www.sdi.org.
165. SDI - Steel Door Institute; www.steeldoor.org.
166. SEFA - Scientific Equipment and Furniture Association; www.sefalabs.com.
167. SEI/ASCE - Structural Engineering Institute/American Society of Civil Engineers; (See ASCE).
168. SIA - Security Industry Association; www.siaonline.org.
169. SJI - Steel Joist Institute; www.steeljoist.org.
170. SMA - Screen Manufacturers Association; www.smainfo.org.
171. SMACNA - Sheet Metal and Air Conditioning Contractors' National Association; www.smacna.org.
172. SMPTE - Society of Motion Picture and Television Engineers; www.smpte.org.

173. SPFA - Spray Polyurethane Foam Alliance; www.sprayfoam.org.
174. SPIB - Southern Pine Inspection Bureau; www.spib.org.
175. SPRI - Single Ply Roofing Industry; www.spri.org.
176. SRCC - Solar Rating and Certification Corporation; www.solar-rating.org.
177. SSINA - Specialty Steel Industry of North America; www.ssina.com.
178. SSPC - SSPC: The Society for Protective Coatings; www.sspc.org.
179. STI - Steel Tank Institute; www.steeltank.com.
180. SWI - Steel Window Institute; www.steelwindows.com.
181. SWPA - Submersible Wastewater Pump Association; www.swpa.org.
182. TCA - Tilt-Up Concrete Association; www.tilt-up.org.
183. TCNA - Tile Council of North America, Inc.; (Formerly: Tile Council of America); www.tileusa.com.
184. TEMA - Tubular Exchanger Manufacturers Association, Inc.; www.tema.org.
185. TIA - Telecommunications Industry Association; (Formerly: TIA/EIA - Telecommunications Industry Association/Electronic Industries Alliance); www.tiaonline.org.
186. TIA/EIA - Telecommunications Industry Association/Electronic Industries Alliance; (See TIA).
187. TMS - The Masonry Society; www.masonrysociety.org.
188. TPI - Truss Plate Institute; www.tpinst.org.
189. TPI - Turfgrass Producers International; www.turfgrasssod.org.
190. TRI - Tile Roofing Institute; (Formerly: National Tile Roofing Manufacturing Association); www.tileroofing.org.
191. UBC - Uniform Building Code; (See ICC).
192. UL - Underwriters Laboratories Inc.; www.ul.com.
193. UNI - Uni-Bell PVC Pipe Association; www.uni-bell.org.
194. USAV - USA Volleyball; www.usavolleyball.org.
195. USGBC - U.S. Green Building Council; www.usgbc.org.
196. USITT - United States Institute for Theatre Technology, Inc.; www.usitt.org.
197. WASTEC - Waste Equipment Technology Association; www.wastec.org.
198. WCLIB - West Coast Lumber Inspection Bureau; www.wclib.org.
199. WCMA - Window Covering Manufacturers Association; www.wcmanet.org.
200. WDMA - Window & Door Manufacturers Association; www.wdma.com.
201. WI - Woodwork Institute; (Formerly: WIC - Woodwork Institute of California); www.wicnet.org.
202. WMMPA - Wood Moulding & Millwork Producers Association; (See MMPA).
203. WSRCA - Western States Roofing Contractors Association; www.wsrca.com.
204. WPA - Western Wood Products Association; www.wwpa.org.

C. Code Agencies: Where abbreviations and acronyms are used in Specifications or other Contract Documents, they shall mean the recognized name of the entities in the following list.

1. DIN - Deutsches Institut f?r Normung e.V.; www.din.de.
2. IAPMO - International Association of Plumbing and Mechanical Officials; www.iapmo.org.
3. ICC - International Code Council; www.iccsafe.org.
4. ICC-ES - ICC Evaluation Service, LLC; www.icc-es.org.

D. Federal Government Agencies: Where abbreviations and acronyms are used in Specifications or other Contract Documents, they shall mean the recognized name of the entities in the following list.

1. COE - Army Corps of Engineers; www.usace.army.mil.
2. CPSC - Consumer Product Safety Commission; www.cpsc.gov.
3. DOC - Department of Commerce; National Institute of Standards and Technology; www.nist.gov.
4. DOD - Department of Defense; http://dodssp.daps.dla.mil.
5. DOE - Department of Energy; www.energy.gov.

6. EPA - Environmental Protection Agency; www.epa.gov.
7. FAA - Federal Aviation Administration; www.faa.gov.
8. FG - Federal Government Publications; www.gpo.gov.
9. GSA - General Services Administration; www.gsa.gov.
10. HUD - Department of Housing and Urban Development; www.hud.gov.
11. LBL - Lawrence Berkeley National Laboratory; Environmental Energy Technologies Division; http://eetd.lbl.gov.
12. OSHA - Occupational Safety & Health Administration; www.osha.gov.
13. SD - Department of State; www.state.gov.
14. TRB - Transportation Research Board; National Cooperative Highway Research Program; www.trb.org.
15. USDA - Department of Agriculture; Agriculture Research Service; U.S. Salinity Laboratory; www.ars.usda.gov.
16. USDA - Department of Agriculture; Rural Utilities Service; www.usda.gov.
17. USDJ - Department of Justice; Office of Justice Programs; National Institute of Justice; www.ojp.usdoj.gov.
18. USP - U.S. Pharmacopeia; www.usp.org.
19. USPS - United States Postal Service; www.usps.com.

E. Standards and Regulations: Where abbreviations and acronyms are used in Specifications or other Contract Documents, they shall mean the recognized name of the standards and regulations in the following list.

1. CFR - Code of Federal Regulations; Available from Government Printing Office; www.gpo.gov/fdsys.
2. DOD - Department of Defense; Military Specifications and Standards; Available from Department of Defense Single Stock Point; http://dodssp.daps.dla.mil.
3. DSCC - Defense Supply Center Columbus; (See FS).
4. FED-STD - Federal Standard; (See FS).
5. FS - Federal Specification; Available from Department of Defense Single Stock Point; http://dodssp.daps.dla.mil.

    a. Available from Defense Standardization Program; www.dsp.dla.mil.
    b. Available from General Services Administration; www.gsa.gov.
    c. Available from National Institute of Building Sciences/Whole Building Design Guide; www.wbdg.org/ccb.

6. MILSPEC - Military Specification and Standards; (See DOD).
7. USAB - United States Access Board; www.access-board.gov.
8. USATBCB - U.S. Architectural & Transportation Barriers Compliance Board; (See USAB).

F. State Government Agencies: Where abbreviations and acronyms are used in Specifications or other Contract Documents, they shall mean the recognized name of the entities in the following list.

1. CBHF; State of California; Department of Consumer Affairs; Bureau of Electronic Appliance and Repair, Home Furnishings and Thermal Insulation; www.bearhfti.ca.gov.
2. CCR; California Code of Regulations; Office of Administrative Law; California Title 24 Energy Code; www.calregs.com.
3. CDHS; California Department of Health Services; (See CDPH).
4. CDPH; California Department of Public Health; Indoor Air Quality Program; www.cal-iaq.org.
5. CPUC; California Public Utilities Commission; www.cpuc.ca.gov.

6. SCAQMD; South Coast Air Quality Management District; www.aqmd.gov.
7. TFS; Texas Forest Service; Forest Resource Development and Sustainable Forestry; http://txforestservice.tamu.edu.

PART 2 - PRODUCTS (Not Used)

PART 3 - EXECUTION (Not Used)

END OF SECTION 014200

SECTION 015000 - TEMPORARY FACILITIES AND CONTROLS

PART 1 - GENERAL

1.1 SUMMARY

A. Section includes requirements for temporary utilities, support facilities, and security and protection facilities.

B. Related Requirements:

1. Section 011000 "Summary" for work restrictions and limitations on utility interruptions.

1.2 USE CHARGES

A. General: Installation and removal of and use charges for temporary facilities shall be included in the Contract Sum unless otherwise indicated. Allow other entities to use temporary services and facilities without cost, including, but not limited to, Owner's construction forces, Architect, testing agencies, and authorities having jurisdiction.

B. Water and Sewer Service from Existing System: Water from Owner's existing water system is available for use without metering and without payment of use charges. Provide connections and extensions of services as required for construction operations.

C. Electric Power Service from Existing System: Electric power from Owner's existing system is available for use without metering and without payment of use charges. Provide connections and extensions of services as required for construction operations.

1.3 INFORMATIONAL SUBMITTALS

A. Site Plan: Show temporary facilities, utility hookups, staging areas, and parking areas for construction personnel.

B. Erosion- and Sedimentation-Control Plan: Show compliance with requirements of EPA Construction General Permit or authorities having jurisdiction, whichever is more stringent.

C. Fire-Safety Program: Show compliance with requirements of NFPA 241 and authorities having jurisdiction. Indicate Contractor personnel responsible for management of fire prevention program.

1.4 QUALITY ASSURANCE

A. Electric Service: Comply with NECA, NEMA, and UL standards and regulations for temporary electric service. Install service to comply with NFPA 70.

B. Tests and Inspections: Arrange for authorities having jurisdiction to test and inspect each temporary utility before use. Obtain required certifications and permits.

C. Accessible Temporary Egress: Comply with applicable provisions in the U.S. Architectural & Transportation Barriers Compliance Board's ADA-ABA Accessibility Guidelines and ICC/ANSI A117.1.

1.5 PROJECT CONDITIONS

A. Temporary Use of Permanent Facilities: Engage Installer of each permanent service to assume responsibility for operation, maintenance, and protection of each permanent service during its use as a construction facility before Owner's acceptance, regardless of previously assigned responsibilities.

1.6 PERSONEL CONDITIONS:

A. Any workman who may, because of improper conduct, become objectionable will be promptly removed by the Contractor at the request of the proper University officials. The following are examples, but not an exhaustive list, of improper conduct:

a. No firearms of any kind are allowed on the campus. Possession of a firearm on campus is improper conduct.

b. The possession or consumption of alcoholic beverages is forbidden on campus and is improper conduct.

c. Shirts and pants will be worn by all workers at all times. Non-compliance is improper conduct.

e. Use of offensive language or gestures to any student, faculty or staff member is improper conduct.

PART 2 - PRODUCTS

2.1 MATERIALS

A. Chain-Link Fencing: Minimum 2-inch (50-mm), 0.148-inch- (3.8-mm-) thick, galvanized-steel, chain-link fabric fencing; minimum 6 feet (1.8 m) high with galvanized-steel pipe posts; minimum 2-3/8-inch- (60-mm-) OD line posts and 2-7/8-inch- (73-mm-) OD corner and pull posts[, with 1-5/8-inch- (42-mm-).

B. Portable Chain-Link Fencing: Minimum 2-inch (50-mm), 0.148-inch- (3.8-mm-) thick, galvanized-steel, chain-link fabric fencing; minimum 6 feet (1.8 m) high with galvanized-steel pipe posts; minimum 2-3/8-inch- (60-mm-) OD line posts and 2-7/8-inch- (73-mm-) OD corner and pull posts, with 1-5/8-inch- (42-mm-) OD top and bottom rails. Provide galvanized-steel bases for supporting posts.

C. Wood Enclosure Fence: Plywood, 6 feet (1.8 m) high, framed with four 2-by-4-inch (50-by-100-mm) rails, with preservative-treated wood posts spaced not more than 8 feet (2.4 m) apart.

2.2 TEMPORARY FACILITIES

A. Field Offices, General: Prefabricated or mobile units with serviceable finishes, temperature controls, and foundations adequate for normal loading.

B. Common-Use Field Office: Of sufficient size to accommodate needs of Owner, Architect, and construction personnel office activities and to accommodate Project meetings specified in other Division 01 Sections. Keep office clean and orderly.

C. Storage and Fabrication Sheds: Provide sheds sized, furnished, and equipped to accommodate materials and equipment for construction operations.

2.3 EQUIPMENT

A. Fire Extinguishers: Portable, UL rated; with class and extinguishing agent as required by locations and classes of fire exposures.

B. HVAC Equipment: Unless Owner authorizes use of permanent HVAC system, provide vented, self-contained, liquid-propane-gas or fuel-oil heaters with individual space thermostatic control.

1. Use of gasoline-burning space heaters, open-flame heaters, or salamander-type heating units is prohibited.
2. Heating Units: Listed and labeled for type of fuel being consumed, by a qualified testing agency acceptable to authorities having jurisdiction, and marked for intended location and application.
3. Permanent HVAC System: If Owner authorizes use of permanent HVAC system for temporary use during construction, provide filter with MERV of 8 at each return-air grille in system and remove at end of construction.

PART 3 - EXECUTION

3.1 INSTALLATION, GENERAL

A. Locate facilities where they will serve Project adequately and result in minimum interference with performance of the Work. Relocate and modify facilities as required by progress of the Work.

1. Locate facilities to limit site disturbance as specified in Section 011000 "Summary."

B. Provide each facility ready for use when needed to avoid delay. Do not remove until facilities are no longer needed or are replaced by authorized use of completed permanent facilities.

3.2 TEMPORARY UTILITY INSTALLATION

A. General: Install temporary service or connect to existing service.

1. Arrange with utility company, Owner, and existing users for time when service can be interrupted, if necessary, to make connections for temporary services.

B. Sewers and Drainage: Provide temporary utilities to remove effluent lawfully.

1. Connect temporary sewers to municipal system as directed by authorities having jurisdiction.

C. Water Service: Install water service and distribution piping in sizes and pressures adequate for construction.

D. Water Service: Connect to Owner's existing water service facilities. Clean and maintain water service facilities in a condition acceptable to Owner. At Substantial Completion, restore these facilities to condition existing before initial use.

E. Sanitary Facilities: Provide temporary toilets, wash facilities, and drinking water for use of construction personnel. Comply with requirements of authorities having jurisdiction for type, number, location, operation, and maintenance of fixtures and facilities.

1. Toilets: Use of Owner's existing toilet facilities will be permitted, as long as facilities are cleaned and maintained in a condition acceptable to Owner. At Substantial Completion, restore these facilities to condition existing before initial use.

F. Heating and Cooling: Provide temporary heating and cooling required by construction activities for curing or drying of completed installations or for protecting installed construction from adverse effects of low temperatures or high humidity. Select equipment that will not have a harmful effect on completed installations or elements being installed.

G. Ventilation and Humidity Control: Provide temporary ventilation required by construction activities for curing or drying of completed installations or for protecting installed construction from adverse effects of high humidity. Select equipment that will not have a harmful effect on completed installations or elements being installed. Coordinate ventilation requirements to produce ambient condition required and minimize energy consumption.

H. Electric Power Service: Connect to Owner's existing electric power service. Maintain equipment in a condition acceptable to Owner.

I. Electric Power Service: Provide electric power service and distribution system of sufficient size, capacity, and power characteristics required for construction operations.

1. Install electric power service overhead unless otherwise indicated.
2. Connect temporary service to Owner's existing power source, as directed by Owner.

J. Lighting: Provide temporary lighting with local switching that provides adequate illumination for construction operations, observations, inspections, and traffic conditions.

1. Install and operate temporary lighting that fulfills security and protection requirements without operating entire system.

K. Telephone Service: Provide temporary telephone or celluar service in common-use facilities for use by all construction personnel. Install one telephone line(s) for each field office.

1. Provide additional telephone lines for the following:

a. Provide a dedicated telephone line for each facsimile machine in each field office.

2. At each telephone, post a list of important telephone numbers.

a. Police and fire departments.
b. Ambulance service.
c. Contractor's home office.
d. Contractor's emergency after-hours telephone number.
e. Architect's office.
f. Engineers' offices.
g. Owner's office.
h. Principal subcontractors' field and home offices.

3. Provide superintendent with cellular telephone or portable two-way radio for use when away from field office.

L. Electronic Communication Service: Provide a desktop computer in the primary field office adequate for use by Architect and Owner to access project electronic documents and maintain electronic communications. Equip computer with not less than the following:

1. Processor: Intel Pentium D or Intel CoreDuo, 3.0 GHz processing speed.
2. Memory: 4 gigabyte.
3. Disk Storage: 300 gigabyte hard-disk drive and combination DVD-RW/CD-RW drive.
4. Display: 22-inch (300-mm) LCD monitor with 128 Mb dedicated video RAM.
5. Network Connectivity: 10/100BaseT Ethernet.
6. Productivity Software:

   a. Microsoft Office Professional, XP or higher, including Word, Excel, and Outlook.
   b. Adobe Reader 7.0 or higher.
   c. WinZip 7.0 or higher.

7. Printer: "All-in-one" unit equipped with printer server, combining color printing, photocopying, scanning, and faxing, or separate units for each of these three functions.
8. Internet Service: Broadband modem, router and ISP, equipped with hardware firewall, providing minimum 384 Kbps upload and 1 Mbps download speeds at each computer.
9. Internet Security: Integrated software, providing software firewall, virus, spyware, phishing, and spam protection in a combined application.

3.3 SUPPORT FACILITIES INSTALLATION

A. General: Comply with the following:

1. Provide construction for temporary offices, shops, and sheds located within construction area or within 30 feet (9 m) of building lines that is noncombustible according to ASTM E 136. Comply with NFPA 241.
2. Maintain support facilities until Architect schedules Substantial Completion inspection. Remove before Substantial Completion. Personnel remaining after Substantial Completion will be permitted to use permanent facilities, under conditions acceptable to Owner.

B. Temporary Roads and Paved Areas: Construct and maintain temporary roads and paved areas adequate for construction operations. Locate temporary roads and paved areas [within construction limits indicated] on Drawings.

1. Provide dust-control treatment that is nonpolluting and nontracking. Reapply treatment as required to minimize dust.

C. Traffic Controls: Comply with requirements of authorities having jurisdiction.

1. Protect existing site improvements to remain including curbs, pavement, and utilities.
2. Maintain access for fire-fighting equipment and access to fire hydrants.

D. Parking: Use designated areas of Owner's existing parking areas for construction personnel.

E. Dewatering Facilities and Drains: Comply with requirements of authorities having jurisdiction. Maintain Project site, excavations, and construction free of water.

1. Dispose of rainwater in a lawful manner that will not result in flooding Project or adjoining properties or endanger permanent Work or temporary facilities.
2. Remove snow and ice as required to minimize accumulations.

F. Project Signs: Provide Project signs as indicated. Unauthorized signs are not permitted.

1. Identification Signs: Provide Project identification signs as indicated on Drawings.
2. Temporary Signs: Provide other signs as indicated and as required to inform public and individuals seeking entrance to Project.

a. Provide temporary, directional signs for construction personnel and visitors.

3. Maintain and touchup signs so they are legible at all times.

G. Waste Disposal Facilities: Provide waste-collection containers in sizes adequate to handle waste from construction operations. Comply with requirements of authorities having jurisdiction. Comply with progress cleaning requirements in Section 01730 "Execution."

H. Lifts and Hoists: Provide facilities necessary for hoisting materials and personnel.

1. Truck cranes and similar devices used for hoisting materials are considered "tools and equipment" and not temporary facilities.

I. Protection of Existing Facilities: Protect existing vegetation, equipment, structures, utilities, and other improvements at Project site and on adjacent properties, except those indicated to be removed or altered. Repair damage to existing facilities.

J. Environmental Protection: Provide protection, operate temporary facilities, and conduct construction as required to comply with environmental regulations and that minimize possible air, waterway, and subsoil contamination or pollution or other undesirable effects.

K. Temporary Erosion and Sedimentation Control: Comply with requirements of 2003 EPA Construction General Permit or authorities having jurisdiction, whichever is more stringent and requirements specified in Section 02230 "Site Clearing."

L. Temporary Erosion and Sedimentation Control: Provide measures to prevent soil erosion and discharge of soil-bearing water runoff and airborne dust to undisturbed areas and to adjacent properties and walkways, according to requirements of 2003 EPA Construction General Permit or authorities having jurisdiction, whichever is more stringent.

M. Stormwater Control: Comply with requirements of authorities having jurisdiction. Provide barriers in and around excavations and subgrade construction to prevent flooding by runoff of stormwater from heavy rains.

N. Tree and Plant Protection: Install temporary fencing located as indicated or outside the drip line of trees to protect vegetation from damage from construction operations. Protect tree root systems from damage, flooding, and erosion.

O. Pest Control: Engage pest-control service to recommend practices to minimize attraction and harboring of rodents, roaches, and other pests and to perform extermination and control procedures at regular intervals so Project will be free of pests and their residues at Substantial Completion. Perform control operations lawfully, using environmentally safe materials.

P. Site Enclosure Fence: Prior to commencing earthwork, furnish and install site enclosure fence in a manner that will prevent people and animals from easily entering site except by entrance gates.

1. Extent of Fence: As required to enclose entire Project site or portion determined sufficient to accommodate construction operations.
2. Maintain security by limiting number of keys and restricting distribution to authorized personnel.[Furnish one set of keys to Owner.]

Q. Security Enclosure and Lockup: Install temporary enclosure around partially completed areas of construction. Provide lockable entrances to prevent unauthorized entrance, vandalism, theft, and similar violations of security. Lock entrances at end of each work day.

R. Barricades, Warning Signs, and Lights: Comply with requirements of authorities having jurisdiction for erecting structurally adequate barricades, including warning signs and lighting.

S. Temporary Egress: Maintain temporary egress from existing occupied facilities as indicated and as required by authorities having jurisdiction.

T. Temporary Enclosures: Provide temporary enclosures for protection of construction, in progress and completed, from exposure, foul weather, other construction operations, and similar activities. Provide temporary weathertight enclosure for building exterior.

1. Where heating or cooling is needed and permanent enclosure is not complete, insulate temporary enclosures.

U. Temporary Partitions: Provide floor-to-ceiling dustproof partitions to limit dust and dirt migration and to separate areas occupied by Owner and tenants from fumes and noise.

1. Construct dustproof partitions with gypsum wallboard with joints taped on occupied side, and fire-retardant-treated plywood on construction operations side.
2. Construct dustproof partitions with two layers of 6-mil (0.14-mm) polyethylene sheet on each side. Cover floor with two layers of 6-mil (0.14-mm) polyethylene sheet, extending sheets 18 inches (460 mm) up the sidewalls. Overlap and tape full length of joints. Cover floor with fire-retardant-treated plywood.

   a. Construct vestibule and airlock at each entrance through temporary partition with not less than 48 inches (1219 mm) between doors. Maintain water-dampened foot mats in vestibule.

3. Where fire-resistance-rated temporary partitions are indicated or are required by authorities having jurisdiction, construct partitions according to the rated assemblies.
4. Insulate partitions to control noise transmission to occupied areas.
5. Seal joints and perimeter. Equip partitions with gasketed dustproof doors and security locks where openings are required.
6. Protect air-handling equipment.
7. Provide walk-off mats at each entrance through temporary partition.

V. Temporary Fire Protection: Install and maintain temporary fire-protection facilities of types needed to protect against reasonably predictable and controllable fire losses. Comply with NFPA 241; manage fire prevention program.

1. Prohibit smoking in construction areas.
2. Supervise welding operations, combustion-type temporary heating units, and similar sources of fire ignition according to requirements of authorities having jurisdiction.
3. Develop and supervise an overall fire-prevention and -protection program for personnel at Project site. Review needs with local fire department and establish procedures to be followed. Instruct personnel in methods and procedures. Post warnings and information.
4. Provide temporary standpipes and hoses for fire protection. Hang hoses with a warning sign stating that hoses are for fire-protection purposes only and are not to be removed. Match hose size with outlet size and equip with suitable nozzles.

3.4 MOISTURE AND MOLD CONTROL

A. Contractor's Moisture Protection Plan: Avoid trapping water in finished work. Document visible signs of mold that may appear during construction.

B. Exposed Construction Phase: Before installation of weather barriers, when materials are subject to wetting and exposure and to airborne mold spores, protect materials from water damage and keep porous and organic materials from coming into prolonged contact with concrete.

C. Partially Enclosed Construction Phase: After installation of weather barriers but before full enclosure and conditioning of building, when installed materials are still subject to infiltration of moisture and ambient mold spores, protect as follows:

1. Do not load or install drywall or other porous materials or components, or items with high organic content, into partially enclosed building.
2. Keep interior spaces reasonably clean and protected from water damage.
3. Discard or replace water-damaged and wet material.
4. Discard, replace, or clean stored or installed material that begins to grow mold.
5. Perform work in a sequence that allows any wet materials adequate time to dry before enclosing the material in drywall or other interior finishes.

D. Controlled Construction Phase of Construction: After completing and sealing of the building enclosure but prior to the full operation of permanent HVAC systems, maintain as follows:

1. Control moisture and humidity inside building by maintaining effective dry-in conditions.
2. Remove materials that can not be completely restored to their manufactured moisture level within 48 hours.

3.5 OPERATION, TERMINATION, AND REMOVAL

A. Supervision: Enforce strict discipline in use of temporary facilities. To minimize waste and abuse, limit availability of temporary facilities to essential and intended uses.

B. Maintenance: Maintain facilities in good operating condition until removal.

1. Maintain operation of temporary enclosures, heating, cooling, humidity control, ventilation, and similar facilities on a 24-hour basis where required to achieve indicated results and to avoid possibility of damage.

C. Temporary Facility Changeover: Do not change over from using temporary security and protection facilities to permanent facilities until Substantial Completion.

D. Termination and Removal: Remove each temporary facility when need for its service has ended, when it has been replaced by authorized use of a permanent facility, or no later than Substantial Completion. Complete or, if necessary, restore permanent construction that may have been delayed because of interference with temporary facility. Repair damaged Work, clean exposed surfaces, and replace construction that cannot be satisfactorily repaired.

1. Materials and facilities that constitute temporary facilities are property of Contractor. Owner reserves right to take possession of Project identification signs.
2. At Substantial Completion, repair, renovate, and clean permanent facilities used during construction period. Comply with final cleaning requirements specified in Section 01770 "Closeout Procedures."

END OF SECTION 015000

MAJOR DESIGN STUDIO

662.425.2485 majordesigns4@hotmail.com

City of Hattiesburg
Hub Transit Facility – New Construction
Funded by
Mississippi Department of Transportation

Toby Barker, Mayor
City Council

Jeffrey George, Ward 1
Deborah Delgado, Ward 2
Carter Carroll, Ward 3
Mary Dryden, Ward 4
Nicholas Brown, Ward 5

CONTRACTOR
Contractor's Information

C: 0 M: 0 Y: 0 K: 100

C: 35 M: 25 Y: 20 K: 0

C: 40 M: 29 Y: 22 K: 0

8’x8’ Sign to be mounted on 8”x8” post no later than 14 days after Notice to Proceed.

SECTION 016000 - PRODUCT REQUIREMENTS

PART 1 - GENERAL

1.1 SUMMARY

A. Section includes administrative and procedural requirements for selection of products for use in Project; product delivery, storage, and handling; manufacturers' standard warranties on products; special warranties; and comparable products.

B. Related Requirements:

1. Section 012500 "Substitution Procedures" for requests for substitutions.

1.2 DEFINITIONS

A. Products: Items obtained for incorporating into the Work, whether purchased for Project or taken from previously purchased stock. The term "product" includes the terms "material," "equipment," "system," and terms of similar intent.

1. Named Products: Items identified by manufacturer's product name, including make or model number or other designation shown or listed in manufacturer's published product literature, that is current as of date of the Contract Documents.
2. New Products: Items that have not previously been incorporated into another project or facility. Products salvaged or recycled from other projects are not considered new products.
3. Comparable Product: Product that is demonstrated and approved through submittal process to have the indicated qualities related to type, function, dimension, in-service performance, physical properties, appearance, and other characteristics that equal or exceed those of specified product.

B. Basis-of-Design Product Specification: A specification in which a specific manufacturer's product is named and accompanied by the words "basis-of-design product," including make or model number or other designation, to establish the significant qualities related to type, function, dimension, in-service performance, physical properties, appearance, and other characteristics for purposes of evaluating comparable products of additional manufacturers named in the specification.

1.3 ACTION SUBMITTALS

A. Comparable Product Requests: Submit request for consideration of each comparable product. Identify product or fabrication or installation method to be replaced. Include Specification Section number and title and Drawing numbers and titles.

1. Architect's Action: If necessary, Architect will request additional information or documentation for evaluation within one week of receipt of a comparable product request. Architect will notify Contractor of approval or rejection of proposed comparable product request within 15 days of receipt of request, or seven days of receipt of additional information or documentation, whichever is later.

a. Form of Approval: As specified in Section 013300 "Submittal Procedures."
b. Use product specified if Architect does not issue a decision on use of a comparable product request within time allocated.

B. Basis-of-Design Product Specification Submittal: Comply with requirements in Section 013300 "Submittal Procedures." Show compliance with requirements.

1.4 QUALITY ASSURANCE

A. Compatibility of Options: If Contractor is given option of selecting between two or more products for use on Project, select product compatible with products previously selected, even if previously selected products were also options.

1.5 PRODUCT DELIVERY, STORAGE, AND HANDLING

A. Deliver, store, and handle products using means and methods that will prevent damage, deterioration, and loss, including theft and vandalism. Comply with manufacturer's written instructions.

B. Delivery and Handling:

1. Schedule delivery to minimize long-term storage at Project site and to prevent overcrowding of construction spaces.
2. Coordinate delivery with installation time to ensure minimum holding time for items that are flammable, hazardous, easily damaged, or sensitive to deterioration, theft, and other losses.
3. Deliver products to Project site in an undamaged condition in manufacturer's original sealed container or other packaging system, complete with labels and instructions for handling, storing, unpacking, protecting, and installing.
4. Inspect products on delivery to determine compliance with the Contract Documents and to determine that products are undamaged and properly protected.

C. Storage:

1. Store products to allow for inspection and measurement of quantity or counting of units.
2. Store materials in a manner that will not endanger Project structure.
3. Store products that are subject to damage by the elements, under cover in a weathertight enclosure above ground, with ventilation adequate to prevent condensation.
4. Protect foam plastic from exposure to sunlight, except to extent necessary for period of installation and concealment.
5. Comply with product manufacturer's written instructions for temperature, humidity, ventilation, and weather-protection requirements for storage.
6. Protect stored products from damage and liquids from freezing.

1.6 PRODUCT WARRANTIES

A. Warranties specified in other Sections shall be in addition to, and run concurrent with, other warranties required by the Contract Documents. Manufacturer's disclaimers and limitations on product warranties do not relieve Contractor of obligations under requirements of the Contract Documents.

1. Manufacturer's Warranty: Written warranty furnished by individual manufacturer for a particular product and specifically endorsed by manufacturer to Owner.
2. Special Warranty: Written warranty required by the Contract Documents to provide specific rights for Owner.

B. Special Warranties: Prepare a written document that contains appropriate terms and identification, ready for execution.

1. Manufacturer's Standard Form: Modified to include Project-specific information and properly executed.
2. Specified Form: When specified forms are included with the Specifications, prepare a written document using indicated form properly executed.
3. Refer to other Sections for specific content requirements and particular requirements for submitting special warranties.

C. Submittal Time: Comply with requirements in Section 017700 "Closeout Procedures."

PART 2 - PRODUCTS

2.1 PRODUCT SELECTION PROCEDURES

A. General Product Requirements: Provide products that comply with the Contract Documents, are undamaged and, unless otherwise indicated, are new at time of installation.

1. Provide products complete with accessories, trim, finish, fasteners, and other items needed for a complete installation and indicated use and effect.
2. Standard Products: If available, and unless custom products or nonstandard options are specified, provide standard products of types that have been produced and used successfully in similar situations on other projects.
3. Owner reserves the right to limit selection to products with warranties not in conflict with requirements of the Contract Documents.
4. Where products are accompanied by the term "as selected," Architect will make selection.
5. Descriptive, performance, and reference standard requirements in the Specifications establish salient characteristics of products.

B. Product Selection Procedures:

1. Product: Where Specifications name a single manufacturer and product, provide the named product that complies with requirements. Comparable products or substitutions for Contractor's convenience will not be considered.
2. Manufacturer/Source: Where Specifications name a single manufacturer or source, provide a product by the named manufacturer or source that complies with requirements. Comparable products or substitutions for Contractor's convenience will not be considered.
3. Products:

a. Restricted List: Where Specifications include a list of names of both manufacturers and products, provide one of the products listed that complies with requirements. Comparable

products or substitutions for Contractor's convenience will not be considered unless otherwise indicated.

b. Nonrestricted List: Where Specifications include a list of names of both available manufacturers and products, provide one of the products listed, or an unnamed product, that complies with requirements. Comply with requirements in "Comparable Products" Article for consideration of an unnamed product.

4. Manufacturers:

a. Restricted List: Where Specifications include a list of manufacturers' names, provide a product by one of the manufacturers listed that complies with requirements. Comparable products or substitutions for Contractor's convenience will not be considered unless otherwise indicated.

b. Nonrestricted List: Where Specifications include a list of available manufacturers, provide a product by one of the manufacturers listed, or a product by an unnamed manufacturer, that complies with requirements. Comply with requirements in "Comparable Products" Article for consideration of an unnamed manufacturer's product.

5. Basis-of-Design Product: Where Specifications name a product, or refer to a product indicated on Drawings, and include a list of manufacturers, provide the specified or indicated product or a comparable product by one of the other named manufacturers. Drawings and Specifications indicate sizes, profiles, dimensions, and other characteristics that are based on the product named. Comply with requirements in "Comparable Products" Article for consideration of an unnamed product by one of the other named manufacturers.

C. Visual Matching Specification: Where Specifications require "match Architect's sample", provide a product that complies with requirements and matches Architect's sample. Architect's decision will be final on whether a proposed product matches.

1. If no product available within specified category matches and complies with other specified requirements, comply with requirements in Section 01250 "Substitution Procedures" for proposal of product.

D. Visual Selection Specification: Where Specifications include the phrase "as selected by Architect from manufacturer's full range" or similar phrase, select a product that complies with requirements. Architect will select color, gloss, pattern, density, or texture from manufacturer's product line that includes both standard and premium items.

2.2 COMPARABLE PRODUCTS

A. Conditions for Consideration: Architect will consider Contractor's request for comparable product when the following conditions are satisfied. If the following conditions are not satisfied, Architect may return requests without action, except to record noncompliance with these requirements:

1. Evidence that the proposed product does not require revisions to the Contract Documents that it is consistent with the Contract Documents and will produce the indicated results, and that it is compatible with other portions of the Work.

2. Detailed comparison of significant qualities of proposed product with those named in the Specifications. Significant qualities include attributes such as performance, weight, size, durability, visual effect, and specific features and requirements indicated.
3. Evidence that proposed product provides specified warranty.
4. List of similar installations for completed projects with project names and addresses and names and addresses of architects and owners, if requested.
5. Samples, if requested.

PART 3 - EXECUTION (Not Used)

END OF SECTION 016000

SECTION 017300 - EXECUTION

PART 1 - GENERAL

1.1 SUMMARY

A. Section includes general administrative and procedural requirements governing execution of the Work including, but not limited to, the following:

1. Construction layout.
2. Field engineering and surveying.
3. Installation of the Work.
4. Cutting and patching.
5. Coordination of Owner-installed products.
6. Progress cleaning.
7. Starting and adjusting.
8. Protection of installed construction.

B. Related Requirements:

1. Section 011000 "Summary" for limits on use of Project site.
2. Section 017700 "Closeout Procedures" for submitting final property survey with Project Record Documents, recording of Owner-accepted deviations from indicated lines and levels, and final cleaning.

1.2 INFORMATIONAL SUBMITTALS

A. Certificates: Submit certificate signed by professional engineer certifying that location and elevation of improvements comply with requirements.

B. Landfill Receipts: Submit copy of receipts issued by a landfill facility, licensed to accept hazardous materials, for hazardous waste disposal.

C. Certified Surveys: Submit two copies signed by land surveyor professional engineer.

D. Final Property Survey: Submit 10 copies showing the Work performed and record survey data.

1.3 QUALITY ASSURANCE

A. Land Surveyor Qualifications: A professional land surveyor who is legally qualified to practice in jurisdiction where Project is located and who is experienced in providing land-surveying services of the kind indicated.

B. Cutting and Patching: Comply with requirements for and limitations on cutting and patching of construction elements.

1. Structural Elements: When cutting and patching structural elements, notify Architect of locations and details of cutting and await directions from Architect before proceeding. Shore, brace, and support structural element during cutting and patching. Do not cut and patch structural elements in a manner that could change their load-carrying capacity or increase deflection

2. Operational Elements: Do not cut and patch operating elements and related components in a manner that results in reducing their capacity to perform as intended or that results in increased maintenance or decreased operational life or safety.

3. Other Construction Elements: Do not cut and patch other construction elements or components in a manner that could change their load-carrying capacity, that results in reducing their capacity to perform as intended, or that results in increased maintenance or decreased operational life or safety.

4. Visual Elements: Do not cut and patch construction in a manner that results in visual evidence of cutting and patching. Do not cut and patch exposed construction in a manner that would, in Architect's opinion, reduce the building's aesthetic qualities. Remove and replace construction that has been cut and patched in a visually unsatisfactory manner.

PART 2 - PRODUCTS

2.1 MATERIALS

A. General: Comply with requirements specified in other Sections.

B. In-Place Materials: Use materials for patching identical to in-place materials. For exposed surfaces, use materials that visually match in-place adjacent surfaces to the fullest extent possible.

1. If identical materials are unavailable or cannot be used, use materials that, when installed, will provide a match acceptable to Architect for the visual and functional performance of in-place materials.

PART 3 - EXECUTION

3.1 EXAMINATION

A. Existing Conditions: The existence and location of underground and other utilities and construction indicated as existing are not guaranteed. Before beginning sitework, investigate and verify the existence and location of underground utilities, mechanical and electrical systems, and other construction affecting the Work.

1. Before construction, verify the location and invert elevation at points of connection of sanitary sewer, storm sewer, and water-service piping; underground electrical services, and other utilities.
2. Furnish location data for work related to Project that must be performed by public utilities serving Project site.

B. Examination and Acceptance of Conditions: Before proceeding with each component of the Work, examine substrates, areas, and conditions, with Installer or Applicator present where indicated, for

compliance with requirements for installation tolerances and other conditions affecting performance. Record observations.

1. Examine roughing-in for mechanical and electrical systems to verify actual locations of connections before equipment and fixture installation.
2. Examine walls, floors, and roofs for suitable conditions where products and systems are to be installed.
3. Verify compatibility with and suitability of substrates, including compatibility with existing finishes or primers.

C. Proceed with installation only after unsatisfactory conditions have been corrected. Proceeding with the Work indicates acceptance of surfaces and conditions.

3.2 PREPARATION

A. Existing Utility Information: Furnish information to local utility that is necessary to adjust, move, or relocate existing utility structures, utility poles, lines, services, or other utility appurtenances located in or affected by construction. Coordinate with authorities having jurisdiction.

B. Field Measurements: Take field measurements as required to fit the Work properly. Recheck measurements before installing each product. Where portions of the Work are indicated to fit to other construction, verify dimensions of other construction by field measurements before fabrication. Coordinate fabrication schedule with construction progress to avoid delaying the Work.

C. Space Requirements: Verify space requirements and dimensions of items shown diagrammatically on Drawings.

D. Review of Contract Documents and Field Conditions: Immediately on discovery of the need for clarification of the Contract Documents caused by differing field conditions outside the control of Contractor, submit a request for information to Architect according to requirements in Section 013100 "Project Management and Coordination."

3.3 CONSTRUCTION LAYOUT

A. Verification: Before proceeding to lay out the Work, verify layout information shown on Drawings, in relation to the property survey and existing benchmarks. If discrepancies are discovered, notify Architect promptly.

B. General: Engage a land surveyor to lay out the Work using accepted surveying practices.

1. Establish benchmarks and control points to set lines and levels at each story of construction and elsewhere as needed to locate each element of Project.
2. Establish limits on use of Project site.
3. Establish dimensions within tolerances indicated. Do not scale Drawings to obtain required dimensions.
4. Inform installers of lines and levels to which they must comply.
5. Check the location, level and plumb, of every major element as the Work progresses.
6. Notify Architect when deviations from required lines and levels exceed allowable tolerances.

7. Close site surveys with an error of closure equal to or less than the standard established by authorities having jurisdiction.

C. Site Improvements: Locate and lay out site improvements, including pavements, grading, fill and topsoil placement, utility slopes, and rim and invert elevations.

D. Building Lines and Levels: Locate and lay out control lines and levels for structures, building foundations, column grids, and floor levels, including those required for mechanical and electrical work. Transfer survey markings and elevations for use with control lines and levels. Level foundations and piers from two or more locations.

E. Record Log: Maintain a log of layout control work. Record deviations from required lines and levels. Include beginning and ending dates and times of surveys, weather conditions, name and duty of each survey party member, and types of instruments and tapes used. Make the log available for reference by Architect.

3.4 FIELD ENGINEERING

A. Reference Points: Locate existing permanent benchmarks, control points, and similar reference points before beginning the Work. Preserve and protect permanent benchmarks and control points during construction operations.

B. Benchmarks: Establish and maintain a minimum of two permanent benchmarks on Project site, referenced to data established by survey control points. Comply with authorities having jurisdiction for type and size of benchmark.

1. Record benchmark locations, with horizontal and vertical data, on Project Record Documents.

C. Certified Survey: On completion of foundation walls, major site improvements, and other work requiring field-engineering services, prepare a certified survey showing dimensions, locations, angles, and elevations of construction and sitework.

D. Final Property Survey: Engage a land surveyor to prepare a final property survey showing significant features (real property) for Project. Include on the survey a certification, signed by land surveyor, that principal metes, bounds, lines, and levels of Project are accurately positioned as shown on the survey.

1. Recording: At Substantial Completion, have the final property survey recorded by or with authorities having jurisdiction as the official "property survey."

3.5 INSTALLATION

A. General: Locate the Work and components of the Work accurately, in correct alignment and elevation, as indicated.

1. Make vertical work plumb and make horizontal work level.
2. Where space is limited, install components to maximize space available for maintenance and ease of removal for replacement.
3. Conceal pipes, ducts, and wiring in finished areas unless otherwise indicated.

B. Comply with manufacturer's written instructions and recommendations for installing products in applications indicated.

C. Install products at the time and under conditions that will ensure the best possible results. Maintain conditions required for product performance until Substantial Completion.

D. Conduct construction operations so no part of the Work is subjected to damaging operations or loading in excess of that expected during normal conditions of occupancy.

E. Sequence the Work and allow adequate clearances to accommodate movement of construction items on site and placement in permanent locations.

F. Tools and Equipment: Do not use tools or equipment that produce harmful noise levels.

G. Templates: Obtain and distribute to the parties involved templates for work specified to be factory prepared and field installed. Check Shop Drawings of other work to confirm that adequate provisions are made for locating and installing products to comply with indicated requirements.

H. Attachment: Provide blocking and attachment plates and anchors and fasteners of adequate size and number to securely anchor each component in place, accurately located and aligned with other portions of the Work. Where size and type of attachments are not indicated, verify size and type required for load conditions.

1. Mounting Heights: Where mounting heights are not indicated, mount components at heights directed by Architect.
2. Allow for building movement, including thermal expansion and contraction.
3. Coordinate installation of anchorages. Furnish setting drawings, templates, and directions for installing anchorages, including sleeves, concrete inserts, anchor bolts, and items with integral anchors, that are to be embedded in concrete or masonry. Deliver such items to Project site in time for installation.

I. Joints: Make joints of uniform width. Where joint locations in exposed work are not indicated, arrange joints for the best visual effect. Fit exposed connections together to form hairline joints.

J. Hazardous Materials: Use products, cleaners, and installation materials that are not considered hazardous.

3.6 CUTTING AND PATCHING

A. Cutting and Patching, General: Employ skilled workers to perform cutting and patching. Proceed with cutting and patching at the earliest feasible time, and complete without delay.

1. Cut in-place construction to provide for installation of other components or performance of other construction, and subsequently patch as required to restore surfaces to their original condition.

B. Existing Warranties: Remove, replace, patch, and repair materials and surfaces cut or damaged during installation or cutting and patching operations, by methods and with materials so as not to void existing warranties.

C. Temporary Support: Provide temporary support of work to be cut.

D. Protection: Protect in-place construction during cutting and patching to prevent damage. Provide protection from adverse weather conditions for portions of Project that might be exposed during cutting and patching operations.

E. Adjacent Occupied Areas: Avoid interference with use of adjoining areas or interruption of free passage to adjoining areas.

F. Existing Utility Services and Mechanical/Electrical Systems: Where existing services/systems are required to be removed, relocated, or abandoned, bypass such services/systems before cutting to minimize interruption to occupied areas.

G. Cutting: Cut in-place construction by sawing, drilling, breaking, chipping, grinding, and similar operations, including excavation, using methods least likely to damage elements retained or adjoining construction. If possible, review proposed procedures with original Installer; comply with original Installer's written recommendations.

1. In general, use hand or small power tools designed for sawing and grinding, not hammering and chopping. Cut holes and slots neatly to minimum size required, and with minimum disturbance of adjacent surfaces. Temporarily cover openings when not in use.
2. Finished Surfaces: Cut or drill from the exposed or finished side into concealed surfaces.
3. Concrete and Masonry: Cut using a cutting machine, such as an abrasive saw or a diamond-core drill.
4. Excavating and Backfilling: Comply with requirements in applicable Sections where required by cutting and patching operations.
5. Mechanical and Electrical Services: Cut off pipe or conduit in walls or partitions to be removed. Cap, valve, or plug and seal remaining portion of pipe or conduit to prevent entrance of moisture or other foreign matter after cutting.
6. Proceed with patching after construction operations requiring cutting are complete.

H. Patching: Patch construction by filling, repairing, refinishing, closing up, and similar operations following performance of other work. Patch with durable seams that are as invisible as practicable. Provide materials and comply with installation requirements specified in other Sections, where applicable.

1. Inspection: Where feasible, test and inspect patched areas after completion to demonstrate physical integrity of installation.
2. Exposed Finishes: Restore exposed finishes of patched areas and extend finish restoration into retained adjoining construction in a manner that will minimize evidence of patching and refinishing.
3. Floors and Walls: Where walls or partitions that are removed extend one finished area into another, patch and repair floor and wall surfaces in the new space. Provide an even surface of uniform finish, color, texture, and appearance. Remove in-place floor and wall coverings and replace with new materials, if necessary, to achieve uniform color and appearance.
4. Ceilings: Patch, repair, or rehang in-place ceilings as necessary to provide an even-plane surface of uniform appearance.
5. Exterior Building Enclosure: Patch components in a manner that restores enclosure to a weathertight condition and ensures thermal and moisture integrity of building enclosure.

I. Cleaning: Clean areas and spaces where cutting and patching are performed. Remove paint, mortar, oils, putty, and similar materials from adjacent finished surfaces.

3.7 PROGRESS CLEANING

A. General: Clean Project site and work areas daily, including common areas. Enforce requirements strictly. Dispose of materials lawfully.

1. Comply with requirements in NFPA 241 for removal of combustible waste materials and debris.
2. Do not hold waste materials more than seven days during normal weather or three days if the temperature is expected to rise above 80 deg F (27 deg C).
3. Containerize hazardous and unsanitary waste materials separately from other waste. Mark containers appropriately and dispose of legally, according to regulations.

B. Site: Maintain Project site free of waste materials and debris.

C. Work Areas: Clean areas where work is in progress to the level of cleanliness necessary for proper execution of the Work.

1. Remove liquid spills promptly.
2. Where dust would impair proper execution of the Work, broom-clean or vacuum the entire work area, as appropriate.

D. Installed Work: Keep installed work clean. Clean installed surfaces according to written instructions of manufacturer or fabricator of product installed, using only cleaning materials specifically recommended. If specific cleaning materials are not recommended, use cleaning materials that are not hazardous to health or property and that will not damage exposed surfaces.

E. Concealed Spaces: Remove debris from concealed spaces before enclosing the space.

F. Exposed Surfaces in Finished Areas: Clean exposed surfaces and protect as necessary to ensure freedom from damage and deterioration at time of Substantial Completion.

G. Waste Disposal: Do not bury or burn waste materials on-site. Do not wash waste materials down sewers or into waterways.

H. During handling and installation, clean and protect construction in progress and adjoining materials already in place. Apply protective covering where required to ensure protection from damage or deterioration at Substantial Completion.

I. Clean and provide maintenance on completed construction as frequently as necessary through the remainder of the construction period. Adjust and lubricate operable components to ensure operability without damaging effects.

J. Limiting Exposures: Supervise construction operations to assure that no part of the construction, completed or in progress, is subject to harmful, dangerous, damaging, or otherwise deleterious exposure during the construction period.

3.8 STARTING AND ADJUSTING

A. Start equipment and operating components to confirm proper operation. Remove malfunctioning units, replace with new units, and retest.

B. Adjust equipment for proper operation. Adjust operating components for proper operation without binding.

C. Test each piece of equipment to verify proper operation. Test and adjust controls and safeties. Replace damaged and malfunctioning controls and equipment.

D. Manufacturer's Field Service: Comply with qualification requirements in Section 014000 "Quality Requirements"

3.9 PROTECTION OF INSTALLED CONSTRUCTION

A. Provide final protection and maintain conditions that ensure installed Work is without damage or deterioration at time of Substantial Completion.

B. Comply with manufacturer's written instructions for temperature and relative humidity.

END OF SECTION 017300

SECTION 01770 - CLOSEOUT PROCEDURES

PART 1 - GENERAL

1.1 SUMMARY

A. Section includes administrative and procedural requirements for contract closeout, including, but not limited to, the following:

1. Substantial Completion procedures.
2. Final completion procedures.
3. Warranties.
4. Final cleaning.
5. Repair of the Work.

B. Related Requirements:

1. Section 01780 "Operation and Maintenance Data" for operation and maintenance manual requirements.

1.2 ACTION SUBMITTALS

A. Product Data: For cleaning agents.

B. Contractor's List of Incomplete Items: Initial submittal at Substantial Completion.

C. Certified List of Incomplete Items: Final submittal at Final Completion.

1.3 CLOSEOUT SUBMITTALS

A. Certificates of Release: From authorities having jurisdiction.

B. Certificate of Insurance: For continuing coverage.

C. Field Report: For pest control inspection.

1.4 MAINTENANCE MATERIAL SUBMITTALS

A. Schedule of Maintenance Material Items: For maintenance material submittal items specified in other Sections.

1.5 SUBSTANTIAL COMPLETION PROCEDURES

A. Contractor's List of Incomplete Items: Prepare and submit a list of items to be completed and corrected (Contractor's punch list), indicating the value of each item on the list and reasons why the Work is incomplete.

B. Submittals Prior to Substantial Completion: Complete the following a minimum of 10 days prior to requesting inspection for determining date of Substantial Completion. List items below that are incomplete at time of request.

1. Certificates of Release: Obtain and submit releases from authorities having jurisdiction permitting Owner unrestricted use of the Work and access to services and utilities. Include occupancy permits, operating certificates, and similar releases.
2. Submit closeout submittals specified in other Division 01 Sections, including project record documents, operation and maintenance manuals, final completion construction photographic documentation, damage or settlement surveys, property surveys, and similar final record information.
3. Submit closeout submittals specified in individual Sections, including specific warranties, workmanship bonds, maintenance service agreements, final certifications, and similar documents.
4. Submit maintenance material submittals specified in individual Sections, including tools, spare parts, extra materials, and similar items, and deliver to location designated by Architect. Label with manufacturer's name and model number where applicable.

   a. Schedule of Maintenance Material Items: Prepare and submit schedule of maintenance material submittal items, including name and quantity of each item and name and number of related Specification Section. Obtain Architect's signature for receipt of submittals.

5. Submit test/adjust/balance records.
6. Submit changeover information related to Owner's occupancy, use, operation, and maintenance.

C. Procedures Prior to Substantial Completion: Complete the following a minimum of 10 days prior to requesting inspection for determining date of Substantial Completion. List items below that are incomplete at time of request.

1. Advise Owner of pending insurance changeover requirements.
2. Make final changeover of permanent locks and deliver keys to Owner. Advise Owner's personnel of changeover in security provisions.
3. Complete startup and testing of systems and equipment.
4. Perform preventive maintenance on equipment used prior to Substantial Completion.
5. Instruct Owner's personnel in operation, adjustment, and maintenance of products, equipment, and systems. Submit demonstration and training video recordings specified in Section 017900 "Demonstration and Training."
6. Advise Owner of changeover in heat and other utilities.
7. Participate with Owner in conducting inspection and walkthrough with local emergency responders.
8. Terminate and remove temporary facilities from Project site, along with mockups, construction tools, and similar elements.
9. Complete final cleaning requirements, including touchup painting.
10. Touch up and otherwise repair and restore marred exposed finishes to eliminate visual defects.

D. Inspection: Submit a written request for inspection to determine Substantial Completion a minimum of 10 days prior to date the work will be completed and ready for final inspection and tests. On receipt of

request, Architect will either proceed with inspection or notify Contractor of unfulfilled requirements. Architect will prepare the Certificate of Substantial Completion after inspection or will notify Contractor of items, either on Contractor's list or additional items identified by Architect, that must be completed or corrected before certificate will be issued.

1. Reinspection: Request reinspection when the Work identified in previous inspections as incomplete is completed or corrected.
2. Results of completed inspection will form the basis of requirements for final completion.

1.6 FINAL COMPLETION PROCEDURES

A. Preliminary Procedures: Before requesting final inspection for determining final completion, complete the following:

1. Submit a final Application for Payment according to Section 01290 "Payment Procedures."
2. Certified List of Incomplete Items: Submit certified copy of Architect's Substantial Completion inspection list of items to be completed or corrected (punch list), endorsed and dated by Architect. Certified copy of the list shall state that each item has been completed or otherwise resolved for acceptance.
3. Certificate of Insurance: Submit evidence of final, continuing insurance coverage complying with insurance requirements.
4. Submit pest-control final inspection report and warranty.
5. Instruct Owner's personnel in operation, adjustment, and maintenance of products, equipment, and systems.
6. Execute Certificate of Substantial Completion.
7. Submit Guarantee of Work as per Section 00800 Item 1.2.K.2 and 07300 Item 9.10
8. Submit reconciliation of allowances for inclusion in final change order.

B. Inspection: Submit a written request for final inspection to determine acceptance. On receipt of request, Architect will either proceed with inspection or notify Contractor of unfulfilled requirements. Architect will prepare a final Certificate for Payment after inspection or will notify Contractor of construction that must be completed or corrected before certificate will be issued.

1. Reinspection: Request reinspection when the Work identified in previous inspections as incomplete is completed or corrected.

C. Final Completion Process:
1. Execute Certificate of Final Completion.
2. Submit final payment request.
3. Submit Consent of Surety of Final Payment.
4. Submit Contractor’s Affidavit of Debts and Claims (AIA Documents G706).
5. Submit Contract’s Affidavit of Release of Liens (AIA Documents G706A)
6. Submit letter stating that no asbestos containing materials were used in this project.

1.7 LIST OF INCOMPLETE ITEMS (PUNCH LIST)

A. Organization of List: Include name and identification of each space and area affected by construction operations for incomplete items and items needing correction including, if necessary, areas disturbed by Contractor that are outside the limits of construction. Use CSI Form 14.1A.

1. Organize list of spaces in sequential order, starting with exterior areas first] [and] [proceeding from lowest floor to highest floor.
2. Organize items applying to each space by major element, including categories for ceiling, individual walls, floors, equipment, and building systems.
3. Submit list of incomplete items in the following format:

    a. MS Excel electronic file. Architect will return annotated copy.
    b. PDF electronic file. Architect will return annotated copy.
    c. Three paper copies unless otherwise indicated. Architect will return two copies.

1.8 SUBMITTAL OF PROJECT WARRANTIES

A. Time of Submittal: Submit written warranties on request of Architect for designated portions of the Work where commencement of warranties other than date of Substantial Completion is indicated, or when delay in submittal of warranties might limit Owner's rights under warranty.

B. Organize warranty documents into an orderly sequence based on the table of contents of the Project Manual.

1. Bind warranties and bonds in heavy-duty, three-ring, vinyl-covered, loose-leaf binders, thickness as necessary to accommodate contents, and sized to receive 8-1/2-by-11-inch (215-by-280-mm) paper.
2. Provide heavy paper dividers with plastic-covered tabs for each separate warranty. Mark tab to identify the product or installation. Provide a typed description of the product or installation, including the name of the product and the name, address, and telephone number of Installer.
3. Identify each binder on the front and spine with the typed or printed title "WARRANTIES," Project name, and name of Contractor.
4. Warranty Electronic File: Scan warranties and bonds and assemble complete warranty and bond submittal package into a single indexed electronic PDF file with links enabling navigation to each item. Provide bookmarked table of contents at beginning of document.

C. Provide additional copies of each warranty to include in operation and maintenance manuals.

1.9 RECORD DOCUMENT SUBMITTALS

A. General: Record Documents shall not be used for construction purposes. Protect record documents from deterioration and loss in a secure, fire- resistant location. Provide access to record documents upon Architects request.

B. Record Drawings: Maintain two complete, clean, and undamaged set of blue or black line of Contract Drawings. Give particular attention to concealed elements that would be difficult to measure and record at a later date.

1. Mark record sets with red erasable pencil. Use other colors to distinguish between variations in separate categories for the work.

2. Mark new information that is important to the Owner, but was not shown on Contract Drawings or Shop Drawings.

3. Note related change- order numbers where applicable.

4. Organize record drawing sheets into manageable sets. Binds sets with durable-paper covers sheets; print suitable titles, dates, and other identification on the cover of each set.

C. Record Specifications: Maintain two complete copies of the Project Manual, including addenda and change orders.

1. Mark these documents to show substantial variations in actual work performed in comparison with the text of the Specifications and Medications.

2. Give particular attention to substitutions and selection of options and information on concealed construction that cannot otherwise be readily discerned later by direct observation.

3. Note related record drawing information and Product data.

4. Upon completion of the work, submit recorded Specification (two sets) to the Architect for the Owner's records.

D. Record Product Data: Maintain one copy of each Product Data submittal.

1. These documents shall be marked to show significant variations in actual Work performed in comparison with information submitted.

2. Attention shall be given to concealed products and portions of the work that cannot otherwise be readily discerned later by direct observation.

3. Upon final completion of markup, submit complete set of record Product Data to Architect for the Owner's records.

PART 2 - PRODUCTS

2.1 MATERIALS

A. Cleaning Agents: Use cleaning materials and agents recommended by manufacturer or fabricator of the surface to be cleaned. Do not use cleaning agents that are potentially hazardous to health or property or that might damage finished surfaces.

1. Use cleaning products that comply with Green Seal's GS-37, or if GS-37 is not applicable, use products that comply with the California Code of Regulations maximum allowable VOC levels.

PART 3 - EXECUTION

3.1 FINAL CLEANING

A. General: Perform final cleaning. Conduct cleaning and waste-removal operations to comply with local laws and ordinances and Federal and local environmental and antipollution regulations.

B. Cleaning: Employ experienced workers or professional cleaners for final cleaning. Clean each surface or unit to condition expected in an average commercial building cleaning and maintenance program. Comply with manufacturer's written instructions.

1. Complete the following cleaning operations before requesting inspection for certification of Substantial Completion for entire Project or for a designated portion of Project:

a. Clean Project site, yard, and grounds, in areas disturbed by construction activities, including landscape development areas, of rubbish, waste material, litter, and other foreign substances.
b. Sweep paved areas broom clean. Remove petrochemical spills, stains, and other foreign deposits.
c. Rake grounds that are neither planted nor paved to a smooth, even-textured surface.
d. Remove tools, construction equipment, machinery, and surplus material from Project site.
e. Remove snow and ice to provide safe access to building.
f. Clean exposed exterior and interior hard-surfaced finishes to a dirt-free condition, free of stains, films, and similar foreign substances. Avoid disturbing natural weathering of exterior surfaces. Restore reflective surfaces to their original condition.
g. Remove debris and surface dust from limited access spaces, including roofs, plenums, shafts, trenches, equipment vaults, manholes, attics, and similar spaces.
h. Sweep concrete floors broom clean in unoccupied spaces.
i. Vacuum carpet and similar soft surfaces, removing debris and excess nap; clean according to manufacturer's recommendations if visible soil or stains remain.
j. Clean transparent materials, including mirrors and glass in doors and windows. Remove glazing compounds and other noticeable, vision-obscuring materials. Replace chipped or broken glass and other damaged transparent materials. Polish mirrors and glass, taking care not to scratch surfaces.
k. Remove labels that are not permanent.
l. Wipe surfaces of mechanical and electrical equipment, elevator equipment, and similar equipment. Remove excess lubrication, paint and mortar droppings, and other foreign substances.
m. Clean plumbing fixtures to a sanitary condition, free of stains, including stains resulting from water exposure.
n. Replace disposable air filters and clean permanent air filters. Clean exposed surfaces of diffusers, registers, and grills.
o. Clean light fixtures, lamps, globes, and reflectors to function with full efficiency.
p. Leave Project clean and ready for occupancy.

C. Pest Control: Comply with pest control requirements in Section 01500 "Temporary Facilities and Controls." Prepare written report.

3.2 REPAIR OF THE WORK

A. Complete repair and restoration operations before requesting inspection for determination of Substantial Completion.

B. Repair or remove and replace defective construction. Repairing includes replacing defective parts, refinishing damaged surfaces, touching up with matching materials, and properly adjusting operating equipment. Where damaged or worn items cannot be repaired or restored, provide replacements. Remove

and replace operating components that cannot be repaired. Restore damaged construction and permanent facilities used during construction to specified condition.

1. Remove and replace chipped, scratched, and broken glass, reflective surfaces, and other damaged transparent materials.
2. Touch up and otherwise repair and restore marred or exposed finishes and surfaces. Replace finishes and surfaces that that already show evidence of repair or restoration.

    a. Do not paint over "UL" and other required labels and identification, including mechanical and electrical nameplates. Remove paint applied to required labels and identification.

3. Replace parts subject to operating conditions during construction that may impede operation or reduce longevity.
4. Replace burned-out bulbs, bulbs noticeably dimmed by hours of use, and defective and noisy starters in fluorescent and mercury vapor fixtures to comply with requirements for new fixtures.

END OF SECTION 01770

SECTION 017823 - OPERATION AND MAINTENANCE DATA

PART 1 - GENERAL

1.1 SUMMARY

A. Section includes administrative and procedural requirements for preparing operation and maintenance manuals, including the following:

1. Operation and maintenance documentation directory.
2. Emergency manuals.
3. Operation manuals for systems, subsystems, and equipment.
4. Product maintenance manuals.
5. Systems and equipment maintenance manuals.

1.2 CLOSEOUT SUBMITTALS

A. Manual Content: Operations and maintenance manual content is specified in individual Specification Sections to be reviewed at the time of Section submittals. Submit reviewed manual content formatted and organized as required by this Section.

1. Architect will comment on whether content of operations and maintenance submittals are acceptable.
2. Where applicable, clarify and update reviewed manual content to correspond to revisions and field conditions.

B. Format: Submit operations and maintenance manuals in the following format:

1. PDF electronic file. Assemble each manual into a composite electronically indexed file. Submit on digital media acceptable to Architect.

   a. Name each indexed document file in composite electronic index with applicable item name. Include a complete electronically linked operation and maintenance directory.
   b. Enable inserted reviewer comments on draft submittals.

2. Three paper copies. Include a complete operation and maintenance directory. Enclose title pages and directories in clear plastic sleeves. Architect will return two copies.

C. Manual Submittal: Submit each manual in final form prior to requesting inspection for Substantial Completion and at least 15 days before commencing demonstration and training. Architect and Commissioning Authority will return copy with comments.

1. Correct or revise each manual to comply with Architect's comments. Submit copies of each corrected manual within 15 days of receipt of Architect's comments and prior to commencing demonstration and training.

PART 2 - PRODUCTS

2.1 REQUIREMENTS FOR EMERGENCY, OPERATION, AND MAINTENANCE MANUALS

A. Directory: Prepare a single, comprehensive directory of emergency, operation, and maintenance data and materials, listing items and their location to facilitate ready access to desired information.

B. Organization: Unless otherwise indicated, organize each manual into a separate section for each system and subsystem, and a separate section for each piece of equipment not part of a system. Each manual shall contain the following materials, in the order listed:

1. Title page.
2. Table of contents.
3. Manual contents.

C. Title Page: Include the following information:

1. Subject matter included in manual.
2. Name and address of Project.
3. Name and address of Owner.
4. Date of submittal.
5. Name and contact information for Contractor.
6. Name and contact information for Construction Manager.
7. Name and contact information for Architect.
8. Name and contact information for Commissioning Authority.
9. Names and contact information for major consultants to the Architect that designed the systems contained in the manuals.
10. Cross-reference to related systems in other operation and maintenance manuals.

D. Table of Contents: List each product included in manual, identified by product name, indexed to the content of the volume, and cross-referenced to Specification Section number in Project Manual.

E. Manual Contents: Organize into sets of manageable size. Arrange contents alphabetically by system, subsystem, and equipment. If possible, assemble instructions for subsystems, equipment, and components of one system into a single binder.

F. Manuals, Electronic Files: Submit manuals in the form of a multiple file composite electronic PDF file for each manual type required.

1. Electronic Files: Use electronic files prepared by manufacturer where available. Where scanning of paper documents is required, configure scanned file for minimum readable file size.
2. File Names and Bookmarks: Enable bookmarking of individual documents based on file names. Name document files to correspond to system, subsystem, and equipment names used in manual directory and table of contents. Group documents for each system and subsystem into individual composite bookmarked files, then create composite manual, so that resulting bookmarks reflect the system, subsystem, and equipment names in a readily navigated file tree. Configure electronic manual to display bookmark panel on opening file.

G. Manuals, Paper Copy: Submit manuals in the form of hard copy, bound and labeled volumes.

1. Binders: Heavy-duty, three-ring, vinyl-covered, loose-leaf binders, in thickness necessary to accommodate contents, sized to hold 8-1/2-by-11-inch (215-by-280-mm) paper; with clear plastic sleeve on spine to hold label describing contents and with pockets inside covers to hold folded oversize sheets.

    a. Identify each binder on front and spine, with printed title "OPERATION AND MAINTENANCE MANUAL," Project title or name, and subject matter of contents, and indicate Specification Section number on bottom of spine. Indicate volume number for multiple-volume sets.

2. Dividers: Heavy-paper dividers with plastic-covered tabs for each section of the manual. Mark each tab to indicate contents. Include typed list of products and major components of equipment included in the section on each divider, cross-referenced to Specification Section number and title of Project Manual.
3. Protective Plastic Sleeves: Transparent plastic sleeves designed to enclose diagnostic software storage media for computerized electronic equipment.
4. Drawings: Attach reinforced, punched binder tabs on drawings and bind with text.

    a. If oversize drawings are necessary, fold drawings to same size as text pages and use as foldouts.
    b. If drawings are too large to be used as foldouts, fold and place drawings in labeled envelopes and bind envelopes in rear of manual. At appropriate locations in manual, insert typewritten pages indicating drawing titles, descriptions of contents, and drawing locations.

2.2 EMERGENCY MANUALS

A. Content: Organize manual into a separate section for each of the following:

1. Type of emergency.
2. Emergency instructions.
3. Emergency procedures.

B. Type of Emergency: Where applicable for each type of emergency indicated below, include instructions and procedures for each system, subsystem, piece of equipment, and component:

1. Fire.
2. Flood.
3. Gas leak.
4. Water leak.
5. Power failure.
6. Water outage.
7. System, subsystem, or equipment failure.
8. Chemical release or spill.

C. Emergency Instructions: Describe and explain warnings, trouble indications, error messages, and similar codes and signals. Include responsibilities of Owner's operating personnel for notification of Installer, supplier, and manufacturer to maintain warranties.

D. Emergency Procedures: Include the following, as applicable:

1. Instructions on stopping.
2. Shutdown instructions for each type of emergency.
3. Operating instructions for conditions outside normal operating limits.
4. Required sequences for electric or electronic systems.
5. Special operating instructions and procedures.

2.3 OPERATION MANUALS

A. Content: In addition to requirements in this Section, include operation data required in individual Specification Sections and the following information:

1. System, subsystem, and equipment descriptions. Use designations for systems and equipment indicated on Contract Documents.
2. Performance and design criteria if Contractor is delegated design responsibility.
3. Operating standards.
4. Operating procedures.
5. Operating logs.
6. Wiring diagrams.
7. Control diagrams.
8. Piped system diagrams.
9. Precautions against improper use.
10. License requirements including inspection and renewal dates.

B. Descriptions: Include the following:

1. Product name and model number. Use designations for products indicated on Contract Documents.
2. Manufacturer's name.
3. Equipment identification with serial number of each component.
4. Equipment function.
5. Operating characteristics.
6. Limiting conditions.
7. Performance curves.
8. Engineering data and tests.
9. Complete nomenclature and number of replacement parts.

C. Operating Procedures: Include the following, as applicable:

1. Startup procedures.
2. Equipment or system break-in procedures.
3. Routine and normal operating instructions.
4. Regulation and control procedures.
5. Instructions on stopping.
6. Normal shutdown instructions.
7. Seasonal and weekend operating instructions.
8. Required sequences for electric or electronic systems.
9. Special operating instructions and procedures.

D. Systems and Equipment Controls: Describe the sequence of operation, and diagram controls as installed.

E. Piped Systems: Diagram piping as installed, and identify color-coding where required for identification.

2.4 PRODUCT MAINTENANCE MANUALS

A. Content: Organize manual into a separate section for each product, material, and finish. Include source information, product information, maintenance procedures, repair materials and sources, and warranties and bonds, as described below.

B. Source Information: List each product included in manual, identified by product name and arranged to match manual's table of contents. For each product, list name, address, and telephone number of Installer or supplier and maintenance service agent, and cross-reference Specification Section number and title in Project Manual.

C. Product Information: Include the following, as applicable:

1. Product name and model number.
2. Manufacturer's name.
3. Color, pattern, and texture.
4. Material and chemical composition.
5. Reordering information for specially manufactured products.

D. Maintenance Procedures: Include manufacturer's written recommendations and the following:

1. Inspection procedures.
2. Types of cleaning agents to be used and methods of cleaning.
3. List of cleaning agents and methods of cleaning detrimental to product.
4. Schedule for routine cleaning and maintenance.
5. Repair instructions.

E. Repair Materials and Sources: Include lists of materials and local sources of materials and related services.

F. Warranties and Bonds: Include copies of warranties and bonds and lists of circumstances and conditions that would affect validity of warranties or bonds.

2.5 SYSTEMS AND EQUIPMENT MAINTENANCE MANUALS

A. Content: For each system, subsystem, and piece of equipment not part of a system, include source information, manufacturers' maintenance documentation, maintenance procedures, maintenance and service schedules, spare parts list and source information, maintenance service contracts, and warranty and bond information, as described below.

B. Source Information: List each system, subsystem, and piece of equipment included in manual, identified by product name and arranged to match manual's table of contents. For each product, list name, address, and telephone number of Installer or supplier and maintenance service agent, and cross-reference Specification Section number and title in Project Manual.

C. Manufacturers' Maintenance Documentation: Manufacturers' maintenance documentation including the following information for each component part or piece of equipment:

1. Standard maintenance instructions and bulletins.
2. Drawings, diagrams, and instructions required for maintenance, including disassembly and component removal, replacement, and assembly.
3. Identification and nomenclature of parts and components.
4. List of items recommended to be stocked as spare parts.

D. Maintenance Procedures: Include the following information and items that detail essential maintenance procedures:

1. Test and inspection instructions.
2. Troubleshooting guide.
3. Precautions against improper maintenance.
4. Disassembly; component removal, repair, and replacement; and reassembly instructions.
5. Aligning, adjusting, and checking instructions.
6. Demonstration and training video recording, if available.

E. Maintenance and Service Schedules: Include service and lubrication requirements, list of required lubricants for equipment, and separate schedules for preventive and routine maintenance and service with standard time allotment.

F. Spare Parts List and Source Information: Include lists of replacement and repair parts, with parts identified and cross-referenced to manufacturers' maintenance documentation and local sources of maintenance materials and related services.

G. Maintenance Service Contracts: Include copies of maintenance agreements with name and telephone number of service agent.

H. Warranties and Bonds: Include copies of warranties and bonds and lists of circumstances and conditions that would affect validity of warranties or bonds.

PART 3 - EXECUTION

3.1 MANUAL PREPARATION

A. Emergency Manual: Assemble a complete set of emergency information indicating procedures for use by emergency personnel and by Owner's operating personnel for types of emergencies indicated.

B. Product Maintenance Manual: Assemble a complete set of maintenance data indicating care and maintenance of each product, material, and finish incorporated into the Work.

C. Operation and Maintenance Manuals: Assemble a complete set of operation and maintenance data indicating operation and maintenance of each system, subsystem, and piece of equipment not part of a system.

D. Manufacturers' Data: Where manuals contain manufacturers' standard printed data, include only sheets pertinent to product or component installed. Mark each sheet to identify each product or component incorporated into the Work. If data include more than one item in a tabular format, identify each item using appropriate references from the Contract Documents. Identify data applicable to the Work and delete references to information not applicable.

E. Drawings: Prepare drawings supplementing manufacturers' printed data to illustrate the relationship of component parts of equipment and systems and to illustrate control sequence and flow diagrams. Coordinate these drawings with information contained in record Drawings to ensure correct illustration of completed installation.

1. Do not use original project record documents as part of operation and maintenance manuals.

F. Comply with Section 017700 "Closeout Procedures" for schedule for submitting operation and maintenance documentation.

END OF SECTION 017823

SECTION 017900 - DEMONSTRATION AND TRAINING

PART 1 - GENERAL

1.1 SUMMARY

A. Section includes administrative and procedural requirements for instructing Owner's personnel, including the following:

1. Demonstration of operation of systems, subsystems, and equipment.
2. Training in operation and maintenance of systems, subsystems, and equipment.
3. Demonstration and training video recordings.

1.2 INFORMATIONAL SUBMITTALS

A. Instruction Program: Submit outline of instructional program for demonstration and training, including a list of training modules and a schedule of proposed dates, times, length of instruction time, and instructors' names for each training module. Include learning objective and outline for each training module.

1. Indicate proposed training modules using manufacturer-produced demonstration and training video recordings for systems, equipment, and products in lieu of video recording of live instructional module.

1.3 CLOSEOUT SUBMITTALS

A. Demonstration and Training Video Recordings: Submit [two] copies within [seven] days of end of each training module.

1. At completion of training, submit complete training manual(s) for Owner's use prepared and bound in format matching operation and maintenance manuals.

1.4 QUALITY ASSURANCE

A. Facilitator Qualifications: A firm or individual experienced in training or educating maintenance personnel in a training program similar in content and extent to that indicated for this Project, and whose work has resulted in training or education with a record of successful learning performance.

B. Instructor Qualifications: A factory-authorized service representative, complying with requirements in Section 014000 "Quality Requirements," experienced in operation and maintenance procedures and training.

C. Preinstruction Conference: Conduct conference at Project site to comply with requirements in Section 01310 "Project Management and Coordination." Review methods and procedures related to demonstration and training.

1.5 COORDINATION

A. Coordinate instruction schedule with Owner's operations. Adjust schedule as required to minimize disrupting Owner's operations and to ensure availability of Owner's personnel.

B. Coordinate content of training modules with content of approved emergency, operation, and maintenance manuals. Do not submit instruction program until operation and maintenance data has been reviewed and approved by Architect.

PART 2 - PRODUCTS

2.1 INSTRUCTION PROGRAM

A. Program Structure: Develop an instruction program that includes individual training modules for each system and for equipment not part of a system, as required by individual Specification Sections.

B. Training Modules: Develop a learning objective and teaching outline for each module. Include a description of specific skills and knowledge that participant is expected to master. For each module, include instruction for the following as applicable to the system, equipment, or component:

1. Basis of System Design, Operational Requirements, and Criteria: Include the following:

a. System, subsystem, and equipment descriptions.
b. Performance and design criteria if Contractor is delegated design responsibility.
c. Operating standards.
d. Regulatory requirements.
e. Equipment function.
f. Operating characteristics.
g. Limiting conditions.
h. Performance curves.

2. Documentation: Review the following items in detail:

a. Emergency manuals.
b. Operations manuals.
c. Maintenance manuals.
d. Project record documents.
e. Identification systems.
f. Warranties and bonds.
g. Maintenance service agreements and similar continuing commitments.

3. Emergencies: Include the following, as applicable:

a. Instructions on meaning of warnings, trouble indications, and error messages.
b. Instructions on stopping.
c. Shutdown instructions for each type of emergency.
d. Operating instructions for conditions outside of normal operating limits.
e. Sequences for electric or electronic systems.
f. Special operating instructions and procedures.

4. Operations: Include the following, as applicable:

    a. Startup procedures.
    b. Equipment or system break-in procedures.
    c. Routine and normal operating instructions.
    d. Regulation and control procedures.
    e. Control sequences.
    f. Safety procedures.
    g. Instructions on stopping.
    h. Normal shutdown instructions.
    i. Operating procedures for emergencies.
    j. Operating procedures for system, subsystem, or equipment failure.
    k. Seasonal and weekend operating instructions.
    l. Required sequences for electric or electronic systems.
    m. Special operating instructions and procedures.

5. Adjustments: Include the following:

    a. Alignments.
    b. Checking adjustments.
    c. Noise and vibration adjustments.
    d. Economy and efficiency adjustments.

6. Troubleshooting: Include the following:

    a. Diagnostic instructions.
    b. Test and inspection procedures.

7. Maintenance: Include the following:

    a. Inspection procedures.
    b. Types of cleaning agents to be used and methods of cleaning.
    c. List of cleaning agents and methods of cleaning detrimental to product.
    d. Procedures for routine cleaning
    e. Procedures for preventive maintenance.
    f. Procedures for routine maintenance.
    g. Instruction on use of special tools.

8. Repairs: Include the following:

    a. Diagnosis instructions.
    b. Repair instructions.
    c. Disassembly; component removal, repair, and replacement; and reassembly instructions.
    d. Instructions for identifying parts and components.
    e. Review of spare parts needed for operation and maintenance.

PART 3 - EXECUTION

3.1 PREPARATION

A. Assemble educational materials necessary for instruction, including documentation and training module. Assemble training modules into a training manual organized in coordination with requirements in Section 017823 "Operation and Maintenance Data."

3.2 INSTRUCTION

A. Facilitator: Engage a qualified facilitator to prepare instruction program and training modules, to coordinate instructors, and to coordinate between Contractor and Owner for number of participants, instruction times, and location.

B. Engage qualified instructors to instruct Owner's personnel to adjust, operate, and maintain systems, subsystems, and equipment not part of a system.

1. Architect will furnish an instructor to describe basis of system design, operational requirements, criteria, and regulatory requirements.
2. Owner will furnish an instructor to describe Owner's operational philosophy.
3. Owner will furnish Contractor with names and positions of participants.

C. Scheduling: Provide instruction at mutually agreed on times. For equipment that requires seasonal operation, provide similar instruction at start of each season.

1. Schedule training with Owner[, through Architect,] with at least [seven] days' advance notice.

D. Training Location and Reference Material: Conduct training on-site in the completed and fully operational facility using the actual equipment in-place. Conduct training using final operation and maintenance data submittals.

E. Evaluation: At conclusion of each training module, assess and document each participant's mastery of module by use of [a demonstration] performance-based test.

3.3 DEMONSTRATION AND TRAINING VIDEO RECORDINGS

A. General: Engage a qualified commercial videographer to record demonstration and training video recordings. Record each training module separately. Include classroom instructions and demonstrations, board diagrams, and other visual aids, but not student practice.

1. At beginning of each training module, record each chart containing learning objective and lesson outline.

B. Video Recording Format: Provide high-quality color video recordings with menu navigation in format acceptable to Architect.

C. Narration: Describe scenes on video recording by audio narration by microphone while video recording is recorded. Include description of items being viewed.

D. Preproduced Video Recordings: Provide video recordings used as a component of training modules in same format as recordings of live training.

END OF SECTION 017900

DIVISION 2

EXISTING CONDITIONS

SECTION 024119 - SELECTIVE DEMOLITION

PART 1 - GENERAL

1.1 SUMMARY

A. Section Includes:
   1. Demolition and removal of selected site elements.
   2. Salvage of existing items to be reused or recycled.

1.2 DEFINITIONS

A. Remove: Detach items from existing construction and legally dispose of them off-site unless indicated to be removed and salvaged or removed and reinstalled.

B. Remove and Salvage: Carefully detach from existing construction, in a manner to prevent damage, and deliver to Owner ready for reuse.

C. Remove and Reinstall: Detach items from existing construction, prepare for reuse, and reinstall where indicated.

D. Existing to Remain: Existing items of construction that are not to be permanently removed and that are not otherwise indicated to be removed, removed and salvaged, or removed and reinstalled.

1.3 PREINSTALLATION MEETINGS

A. Predemolition Conference: Conduct conference at the Project Site.

1.4 INFORMATIONAL SUBMITTALS

A. Qualification Data: For refrigerant recovery technician.

B. Predemolition Photographs or Video: Submit before Work begins.

C. Statement of Refrigerant Recovery: Signed by refrigerant recovery technician.

1.5 CLOSEOUT SUBMITTALS

A. Landfill Records: Indicate receipt and acceptance of hazardous wastes by a landfill facility licensed to accept hazardous wastes.

1.6 QUALITY ASSURANCE

A. Refrigerant Recovery Technician Qualifications: Certified by an EPA-approved certification program.

1.7 FIELD CONDITIONS

A. Conduct selective demolition so Owner's operations will not be disrupted.

B. Conditions existing at time of inspection for bidding purpose will be maintained by Owner as far as practical.

1. Before selective demolition, Owner will remove the following items:

a. Insert items to be determine by Owner.

C. Notify Architect of discrepancies between existing conditions and Drawings before proceeding with selective demolition.

D. Hazardous Materials: Hazardous materials are present in buildings and structures to be selectively demolished. A report on the presence of hazardous materials is on file for review and use. Examine report to become aware of locations where hazardous materials are present.

1. Hazardous material remediation is specified elsewhere in the Contract Documents.
2. Do not disturb hazardous materials or items suspected of containing hazardous materials except under procedures specified elsewhere in the Contract Documents.

E. Storage or sale of removed items or materials on-site is not permitted.

F. Utility Service: Maintain existing utilities indicated to remain in service and protect them against damage during selective demolition operations.

1. Maintain fire-protection facilities in service during selective demolition operations.

1.8 WARRANTY

A. Existing Warranties: Remove, replace, patch, and repair materials and surfaces cut or damaged during selective demolition, by methods and with materials so as not to void existing warranties.

PART 2 - PRODUCTS

2.1 PEFORMANCE REQUIREMENTS

A. Regulatory Requirements: Comply with governing EPA notification regulations before beginning selective demolition. Comply with hauling and disposal regulations of authorities having jurisdiction.

B. Standards: Comply with ANSI/ASSE A10.6 and NFPA 241.

PART 3 - EXECUTION

3.1 EXAMINATION

A. Verify that utilities have been disconnected and capped before starting selective demolition operations.

B. Survey existing conditions and correlate with requirements indicated to determine extent of selective demolition required.

C. When unanticipated mechanical, electrical, or structural elements that conflict with intended function or design are encountered, investigate and measure the nature and extent of conflict. Promptly submit a written report to Architect.

D. Engage a professional engineer to perform an engineering survey of condition of building to determine whether removing any element might result in structural deficiency or unplanned collapse of any portion of structure or adjacent structures during selective building demolition operations.

E. Survey of Existing Conditions: Record existing conditions by use of (measured drawings).

3.2 UTILITY SERVICES AND MECHANICAL/ELECTRICAL SYSTEMS

A. Existing Services/Systems to Remain: Maintain services/systems indicated to remain and protect them against damage.

1. Comply with requirements for existing services/systems interruptions specified in Section 011000 "Summary."

B. Existing Services/Systems to Be Removed, Relocated, or Abandoned: Locate, identify, disconnect, and seal or cap off indicated utility services and mechanical/electrical systems serving areas to be selectively demolished.

1. Building manager will arrange to shut off indicated services/systems when requested by Contractor.
2. Arrange to shut off indicated utilities with utility companies.
3. If services/systems are required to be removed, relocated, or abandoned, provide temporary services/systems that bypass area of selective demolition and that maintain continuity of services/systems to other parts of building.
4. Disconnect, demolish, and remove fire-suppression systems, plumbing, and HVAC systems, equipment, and components indicated to be removed.

a. Piping to Be Removed: Remove portion of piping indicated to be removed and cap or plug remaining piping with same or compatible piping material.
b. Piping to Be Abandoned in Place: Drain piping and cap or plug piping with same or compatible piping material.
c. Equipment to Be Removed: Disconnect and cap services and remove equipment.
d. Equipment to Be Removed and Reinstalled: Disconnect and cap services and remove, clean, and store equipment; when appropriate, reinstall, reconnect, and make equipment operational.

e. Equipment to Be Removed and Salvaged: Disconnect and cap services and remove equipment and deliver to Owner.
f. Ducts to Be Removed: Remove portion of ducts indicated to be removed and plug remaining ducts with same or compatible ductwork material.
g. Ducts to Be Abandoned in Place: Cap or plug ducts with same or compatible ductwork material.

C. Refrigerant: Remove refrigerant from mechanical equipment to be selectively demolished according to 40 CFR 82 and regulations of authorities having jurisdiction.

3.3 PREPARATION

A. Site Access and Temporary Controls: Conduct selective demolition and debris-removal operations to ensure minimum interference with roads, streets, walks, walkways, and other adjacent occupied and used facilities.

1. Comply with requirements for access and protection specified in Section 015000 "Temporary Facilities and Controls."

B. Temporary Facilities: Provide temporary barricades and other protection required to prevent injury to people and damage to adjacent buildings and facilities to remain.

C. Temporary Shoring: Provide and maintain shoring, bracing, and structural supports as required to preserve stability and prevent movement, settlement, or collapse of construction and finishes to remain, and to prevent unexpected or uncontrolled movement or collapse of construction being demolished.

3.4 SELECTIVE DEMOLITION, GENERAL

A. General: Demolish and remove existing construction only to the extent required by new construction and as indicated. Use methods required to complete the Work within limitations of governing regulations and as follows:

1. Neatly cut openings and holes plumb, square, and true to dimensions required. Use cutting methods least likely to damage construction to remain or adjoining construction. Use hand tools or small power tools designed for sawing or grinding, not hammering and chopping, to minimize disturbance of adjacent surfaces. Temporarily cover openings to remain.
2. Cut or drill from the exposed or finished side into concealed surfaces to avoid marring existing finished surfaces.
3. Do not use cutting torches until work area is cleared of flammable materials. At concealed spaces, such as duct and pipe interiors, verify condition and contents of hidden space before starting flame-cutting operations. Maintain fire watch and portable fire-suppression devices during flame-cutting operations.
4. Locate selective demolition equipment and remove debris and materials so as not to impose excessive loads on supporting walls, floors, or framing.
5. Dispose of demolished items and materials promptly.

B. Removed and Salvaged Items:

1. Clean salvaged items.

2. Pack or crate items after cleaning. Identify contents of containers.
3. Store items in a secure area until delivery to Owner.
4. Transport items to Owner's storage area on-site.
5. Protect items from damage during transport and storage.

C. Removed and Reinstalled Items:

1. Clean and repair items to functional condition adequate for intended reuse.
2. Pack or crate items after cleaning and repairing. Identify contents of containers.
3. Protect items from damage during transport and storage.
4. Reinstall items in locations indicated. Comply with installation requirements for new materials and equipment. Provide connections, supports, and miscellaneous materials necessary to make item functional for use indicated.

D. Existing Items to Remain: Protect construction indicated to remain against damage and soiling during selective demolition. When permitted by Architect, items may be removed to a suitable, protected storage location during selective demolition and cleaned and reinstalled in their original locations after selective demolition operations are complete.

3.5 DISPOSAL OF DEMOLISHED MATERIALS

A. General: Except for items or materials indicated to be recycled, reused, salvaged, reinstalled, or otherwise indicated to remain Owner's property, remove demolished materials from Project site.

1. Do not allow demolished materials to accumulate on-site.
2. Remove and transport debris in a manner that will prevent spillage on adjacent surfaces and areas.
3. Remove debris from elevated portions of building by chute, hoist, or other device that will convey debris to grade level in a controlled descent.

B. Burning: Do not burn demolished materials.

C. Disposal: Transport demolished materials off Owner's property and legally dispose of them.

3.6 CLEANING

A. Clean adjacent structures and improvements of dust, dirt, and debris caused by selective demolition operations. Return adjacent areas to condition existing before selective demolition operations began.

END OF SECTION 024119

DIVISION 3

CONCRETE

Listed on Structural Drawings

DIVISION 4

MASONRY

SECTION 042000 - UNIT MASONRY

PART 1 - GENERAL

1.1 SUMMARY

A. Section Includes:

1. Building (common) brick.
2. Concrete masonry units.

1.2 DEFINITIONS

A. CMU(s): Concrete masonry unit(s).

B. Reinforced Masonry: Masonry containing reinforcing steel in grouted cells.

1.3 ACTION SUBMITTALS

A. Product Data: For each type of product.

B. Shop Drawings: For reinforcing steel. Detail bending, lap lengths, and placement of unit masonry reinforcing bars. Comply with ACI 315. Show elevations of reinforced walls.

C. Samples for Verification: For each type and color of exposed masonry unit and colored mortar.

1.4 INFORMATIONAL SUBMITTALS

A. Material Certificates: For each type and size of product. For masonry units, include data on material properties.

B. Mix Designs: For each type of mortar and grout. Include description of type and proportions of ingredients.

1. Include test reports for mortar mixes required to comply with property specification. Test according to ASTM C 109/C 109M for compressive strength, ASTM C 1506 for water retention, and ASTM C 91/C 91M for air content.
2. Include test reports, according to ASTM C 1019, for grout mixes required to comply with compressive strength requirement.

1.5 QUALITY ASSURANCE

A. Sample Panels: Build sample panels to verify selections made under Sample submittals and to demonstrate aesthetic effects. Comply with requirements in Section 014000 "Quality Requirements" for mockups.

1. Build sample panels for typical exterior wall in sizes approximately 48 inches (1200 mm) long by 48 inches (1200 mm) high by full thickness.

1.6 FIELD CONDITIONS

A. Cold-Weather Requirements: Do not use frozen materials or materials mixed or coated with ice or frost. Do not build on frozen substrates. Remove and replace unit masonry damaged by frost or by freezing conditions. Comply with cold-weather construction requirements contained in TMS 602/ACI 530.1/ASCE 6.

B. Hot-Weather Requirements: Comply with hot-weather construction requirements contained in TMS 602/ACI 530.1/ASCE 6.

PART 2 - PRODUCTS

2.1 UNIT MASONRY, GENERAL

A. Masonry Standard: Comply with TMS 602/ACI 530.1/ASCE 6, except as modified by requirements in the Contract Documents.

B. Defective Units: Referenced masonry unit standards may allow a certain percentage of units to contain chips, cracks, or other defects exceeding limits stated. Do not use units where such defects are exposed in the completed Work and will be within 20 feet (6 m) vertically and horizontally of a walking surface.

C. Fire-Resistance Ratings: Comply with requirements for fire-resistance-rated assembly designs indicated.

1. Where fire-resistance-rated construction is indicated, units shall be listed and labeled by a qualified testing agency acceptable to authorities having jurisdiction.

2.2 CONCRETE MASONRY UNITS

A. Shapes: Provide shapes indicated and as follows, with exposed surfaces matching exposed faces of adjacent units unless otherwise indicated.

1. Provide special shapes for lintels, corners, jambs, sashes, movement joints, headers, bonding, and other special conditions.

B. Integral Water Repellent: Provide units made with integral water repellent for exposed units.

1. Manufacturers: Subject to compliance with requirements, provide products by one of the following:

a. ACM Chemistries.
b. BASF Construction Chemicals - Construction Systems.
c. Grace Construction Products; W.R. Grace & Co. -- Conn.

C. CMUs: ASTM C 90.

1. Unit Compressive Strength: Provide units with minimum average net-area compressive strength of 1900 psi (19.3 MPa).
2. Density Classification: Normal weight.
3. Size (Width): Manufactured to dimensions 3/8 inch less than nominal dimensions.

2.3 BRICK

D. General: Provide shapes indicated and as follows, with exposed surfaces matching finish and color of exposed faces of adjacent units:

1. For ends of sills and caps and for similar applications that would otherwise expose unfinished brick surfaces, provide units without cores or frogs and with exposed surfaces finished.
2. Provide special shapes for applications where shapes produced by sawing would result in sawed surfaces being exposed to view.

E. Building (Common) Brick: ASTM C 62, Grade SW.

1. Manufacturers: Subject to compliance with requirements, provide products by one of the following:

a. Acme Brick
b. Cherokee Brick and Tile, Co.
c. Columbus Brick Co.

2. Unit Compressive Strength: Provide units with minimum average net-area compressive strength of 9210 psi (63.50 MPa) .
3. Size: Match size of face brick.

a. Type: From manufactures standard color and sizes.

2.3 MORTAR AND GROUT MATERIALS

A. Portland Cement: ASTM C 150/C 150M, Type I or II, except Type III may be used for cold-weather construction. Provide natural color or white cement as required to produce mortar color indicated.

B. Hydrated Lime: ASTM C 207, Type S.

C. Portland Cement-Lime Mix: Packaged blend of portland cement and hydrated lime containing no other ingredients.

D. Masonry Cement: ASTM C 91/C 91M.

1. Manufacturers: Subject to compliance with requirements, provide products by one of the following:

a. Cemex S.A.B. de C.V.
b. Holcim (US) Inc.

E. Colored Cement Products: Packaged blend made from masonry cement and mortar pigments, all complying with specified requirements, and containing no other ingredients.

1. Colored Masonry Cement:

a. Manufacturers: Subject to compliance with requirements, provide products by one of the following:

1) Cemex S.A.B. de C.V.
2) Holcim (US) Inc.

a) Color: Selection from manufactures standard colors.

b) Contractor to provide up to 2 colors to be used.

F. Aggregate for Mortar: ASTM C 144.

1. For joints less than 1/4 inch (6 mm) thick, use aggregate graded with 100 percent passing the No. 16 (1.18-mm) sieve.
2. White-Mortar Aggregates: Natural white sand or crushed white stone.
3. Colored-Mortar Aggregates: Natural sand or crushed stone of color necessary to produce required mortar color.

G. Aggregate for Grout: ASTM C 404.

H. Epoxy Pointing Mortar: ASTM C 395, epoxy-resin-based material formulated for use as pointing mortar for glazed or pre-faced masonry units (and approved for such use by manufacturer of units); in color indicated or, if not otherwise indicated, as selected by Architect from manufacturer's colors.

I. Cold-Weather Admixture: Nonchloride, noncorrosive, accelerating admixture complying with ASTM C 494/C 494M, Type C, and recommended by manufacturer for use in masonry mortar of composition indicated.

1. Manufacturers: Subject to compliance with requirements, provide products by one of the following:

a. BASF Construction Chemicals - Construction Systems.
b. Euclid Chemical Company (The); an RPM company.
c. Grace Construction Products; W.R. Grace & Co. -- Conn.

J. Water-Repellent Admixture: Liquid water-repellent mortar admixture intended for use with CMUs containing integral water repellent from same manufacturer.

1. Manufacturers: Subject to compliance with requirements, provide products by one of the following:

a. BASF Aktiengesellschaft.
b. Euclid Chemical Company (The); an RPM company.
c. Grace Construction Products; W.R. Grace & Co. -- Conn.

K. Water: Potable.

2.4 REINFORCEMENT

A. Uncoated-Steel Reinforcing Bars: ASTM A 615/A 615M or ASTM A 996/A 996M, Grade 60 (Grade 420).

B. Masonry-Joint Reinforcement, General: ASTM A 951/A 951M.

1. Interior Walls: Mill-Hot-dip galvanized carbon steel.
2. Exterior Walls: Hot-dip galvanized carbon steel.
3. Wire Size for Side Rods: 0.148-inch (3.77-mm) diameter.
4. Wire Size for Cross Rods: 0.148-inch (3.77-mm) diameter.
5. Wire Size for Veneer Ties: 0.148-inch (3.77-mm) diameter.
6. Spacing of Cross Rods, Tabs, and Cross Ties: Not more than 16 inches (407 mm) o.c.
7. Provide in lengths of not less than 10 feet (3 m), with prefabricated corner and tee units.

C. Masonry-Joint Reinforcement for Single-Wythe Masonry: Ladder or truss type with single pair of side rods.

D. Masonry-Joint Reinforcement for Multiwythe Masonry:

1. Ladder type with one side rod at each face shell of hollow masonry units more than 4 inches (100 mm) wide, plus one side rod at each wythe of masonry 4 inches (100 mm) wide or less.
2. Tab type, either ladder or truss design, with one side rod at each face shell of backing wythe and with rectangular tabs sized to extend at least halfway through facing wythe, but with at least 5/8-inch (16-mm) cover on outside face.
3. Adjustable (two-piece) type, either ladder or truss design, with one side rod at each face shell of backing wythe and with separate adjustable ties with pintle-and-eye connections having a maximum horizontal play of 1/16 inch (1.5 mm) and maximum vertical adjustment of 1-1/4 inches (32 mm). Size ties to extend at least halfway through facing wythe but with at least 5/8-inch (16-mm) cover on outside face. Ties have hooks or clips to engage a continuous horizontal wire in the facing wythe.

E. Masonry-Joint Reinforcement for Veneers Anchored with Seismic Masonry-Veneer Anchors: Single 0.187-inch- (4.76-mm-) diameter, hot-dip galvanized carbon-steel continuous wire.

2.5 TIES AND ANCHORS

A. General: Ties and anchors shall extend at least 1-1/2 inches (38 mm) into veneer but with at least a 5/8-inch (16-mm) cover on outside face.

B. Materials: Provide ties and anchors specified in this article that are made from materials that comply with the following unless otherwise indicated:

1. Hot-Dip Galvanized, Carbon-Steel Wire: ASTM A 82/A 82M, with ASTM A 153/A 153M, Class B-2 coating.
2. Steel Sheet, Galvanized after Fabrication: ASTM A 1008/A 1008M, Commercial Steel, with ASTM A 153/A 153M, Class B coating.
3. Steel Plates, Shapes, and Bars: ASTM A 36/A 36M.

C. Individual Wire Ties: Rectangular units with closed ends and not less than 4 inches (100 mm) wide.

1. Wire: Fabricate from [3/16-inch- (4.76-mm-) diameter, hot-dip galvanized-steel wire.

D. Adjustable Anchors for Connecting to Structural Steel Framing: Provide anchors that allow vertical or horizontal adjustment but resist tension and compression forces perpendicular to plane of wall.

1. Anchor Section for Welding to Steel Frame: Crimped 1/4-inch- (6.35-mm-) diameter, hot-dip galvanized-steel wire.
2. Tie Section: Triangular-shaped wire tie made from 0.187-inch- (4.76-mm-) diameter, hot-dip galvanized-steel wire.

E. Adjustable Anchors for Connecting to Concrete: Provide anchors that allow vertical or horizontal adjustment but resist tension and compression forces perpendicular to plane of wall.

1. Connector Section: Dovetail tabs for inserting into dovetail slots in concrete and attached to tie section; formed from 0.060-inch- (1.52-mm-) thick steel sheet, galvanized after fabrication
2. Tie Section: Triangular-shaped wire tie made from 0.187-inch- (4.76-mm-) diameter, hot-dip galvanized-steel wire.

F. Partition Top Anchors: 0.105-inch- (2.66-mm-) thick metal plate with a 3/8-inch- (9.5-mm-) diameter metal rod 6 inches (152 mm) long welded to plate and with closed-end plastic tube fitted over rod that allows rod to move in and out of tube. Fabricate from steel, hot-dip galvanized after fabrication.

G. Rigid Anchors: Fabricate from steel bars 1-1/2 inches (38 mm) wide by 1/4 inch (6.35 mm) thick by 24 inches (610 mm) long, with ends turned up 2 inches (51 mm) or with cross pins unless otherwise indicated.

1. Corrosion Protection: Hot-dip galvanized to comply with ASTM A 153/A 153M Epoxy coating 0.020 inch (0.51 mm) thick.

H. Adjustable Masonry-Veneer Anchors:

1. General: Provide anchors that allow vertical adjustment but resist a 100-lbf (445-N) load in both tension and compression perpendicular to plane of wall without deforming or developing play in excess of 1/16 inch (1.5 mm).
2. Fabricate sheet metal anchor sections and other sheet metal parts from 0.075-inch- (1.90-mm-) thick steel sheet, galvanized after fabrication.
3. Fabricate wire ties from 0.187-inch- (4.76-mm-) diameter, hot-dip galvanized-steel wire unless otherwise indicated.
4. Screw-Attached, Masonry-Veneer Anchors: Wire tie and a rib-stiffened, sheet metal anchor section.

   a. Manufacturers: Subject to compliance with requirements, provide products by one of the following:

      1) FERO Corporation.
      2) Heckmann Building Products, Inc.
      3) Wire-Bond.

5. Screw-Attached, Masonry-Veneer Anchors: Wire tie and a gasketed sheet metal anchor section, with pronged legs of length to match thickness of insulation or sheathing and raised rib-stiffened strap to provide a slot for inserting wire tie.

   a. Manufacturers: Subject to compliance with requirements, provide products by one of the following:

      1) Hohmann & Barnard, Inc.

2) Wire-Bond.

6. Coated, Steel Drill Screws for Steel Studs: ASTM C 954 except with hex washer head and neoprene or EPDM washer, No. 10 (4.83-mm) diameter, and with coating with salt-spray resistance to red rust of more than 800 hours according to ASTM B 117.

2.6 EMBEDDED FLASHING MATERIALS

A. Metal Flashing: Provide metal flashing complying with Section 076200 "Sheet Metal Flashing and Trim" and as follows:

1. Fabricate metal drip edges from stainless steel. Extend at least 3 inches (76 mm) into wall and 1/2 inch (13 mm) out from wall, with outer edge bent down 30 degrees and hemmed.
2. Fabricate metal sealant stops from stainless steel. Extend at least 3 inches (76 mm) into wall and out to exterior face of wall. At exterior face of wall, bend metal back on itself for 3/4 inch (19 mm) and down into joint 1/4 inch (6 mm) to form a stop for retaining sealant backer rod.
3. Fabricate metal expansion-joint strips from copper to shapes indicated.

B. Flexible Flashing: Use the following unless otherwise indicated:

1. Copper-Laminated Flashing: 5-oz./sq. ft. (1.5-kg/sq. m) copper sheet bonded between two layers of glass-fiber cloth. Use only where flashing is fully concealed in masonry.

a. Manufacturers: Subject to compliance with requirements, provide products by one of the following:

1) Advanced Building Products Inc.
2) Hohmann & Barnard, Inc.

C. Solder and Sealants for Sheet Metal Flashings: As specified in Section 076200 "Sheet Metal Flashing and Trim."

D. Adhesives, Primers, and Seam Tapes for Flashings: Flashing manufacturer's standard products or products recommended by flashing manufacturer for bonding flashing sheets to each other and to substrates.

2.7 MISCELLANEOUS MASONRY ACCESSORIES

A. Compressible Filler: Premolded filler strips complying with ASTM D 1056, Grade 2A1; compressible up to 35 percent; of width and thickness indicated; formulated from neoprene.

B. Preformed Control-Joint Gaskets: Made from [styrene-butadiene-rubber compound, complying with ASTM D 2000, Designation M2AA-805] [or] [PVC, complying with ASTM D 2287, Type PVC-65406] and designed to fit standard sash block and to maintain lateral stability in masonry wall; size and configuration as indicated.

C. Bond-Breaker Strips: Asphalt-saturated felt complying with ASTM D 226/D 226M, Type I (No. 15 asphalt felt).

D. Weep/Cavity Vent Products: Use one of the following unless otherwise indicated:

1. Cellular Plastic Weep/Vent: One-piece, flexible extrusion made from UV-resistant polypropylene copolymer, full height and width of head joint and depth 1/8 inch (3 mm) less than depth of outer wythe, in color selected from manufacturer's standard.

   a. Manufacturers: Subject to compliance with requirements, provide products by one of the following:

      1) Advanced Building Products Inc.
      2) Heckmann Building Products, Inc.
      3) Wire-Bond.

2. Mesh Weep/Vent: Free-draining mesh; made from polyethylene strands, full height and width of head joint and depth 1/8 inch (3 mm) less than depth of outer wythe; in color selected from manufacturer's standard.

   a. Manufacturers: Subject to compliance with requirements, provide products by one of the following:

      1) Advanced Building Products Inc.
      2) Mortar Net USA, Ltd.

3. Vinyl Weep Hole/Vent: Units made from flexible PVC, designed to fit into a head joint and consisting of a louvered vertical leg, flexible wings to seal against ends of masonry units, and a top flap to keep mortar out of the head joint; in color selected by Architect.

   a. Manufacturers: Subject to compliance with requirements, provide products by one of the following:

      1) Williams Products, Inc.
      2) Wire-Bond.

E. Cavity Drainage Material: Free-draining mesh, made from polymer strands that will not degrade within the wall cavity.

   1. Manufacturers: Subject to compliance with requirements, provide products by one of the following:

      a. Advanced Building Products Inc.
      b. CavClear/Archovations, Inc.
      c. Mortar Net USA, Ltd.

2.8 MASONRY CLEANERS

A. Proprietary Acidic Cleaner: Manufacturer's standard-strength cleaner designed for removing mortar/grout stains, efflorescence, and other new construction stains from new masonry without discoloring or damaging masonry surfaces. Use product expressly approved for intended use by cleaner manufacturer and manufacturer of masonry units being cleaned.

   1. Manufacturers: Subject to compliance with requirements, provide products by the following:

      a. PROSOCO, Inc.

2.9 MORTAR AND GROUT MIXES

A. General: Do not use admixtures, including pigments, air-entraining agents, accelerators, retarders, water-repellent agents, antifreeze compounds, or other admixtures unless otherwise indicated.

1. Do not use calcium chloride in mortar or grout.
2. Use masonry cement mortar unless otherwise indicated.
3. For exterior masonry, use masonry cement mortar.
4. For reinforced masonry, use portland cement-lime or masonry cement mortar.
5. Add cold-weather admixture (if used) at same rate for all mortar that will be exposed to view, regardless of weather conditions, to ensure that mortar color is consistent.

B. Preblended, Dry Mortar Mix: Furnish dry mortar ingredients in form of a preblended mix. Measure quantities by weight to ensure accurate proportions, and thoroughly blend ingredients before delivering to Project site.

C. Mortar for Unit Masonry: Comply with ASTM C 270, Proportion Specification. Provide the following types of mortar for applications stated unless another type is indicated or needed to provide required compressive strength of masonry.

1. For masonry below grade or in contact with earth, use Type M.
2. For reinforced masonry, use Type S.
3. For mortar parge coats, use Type N.
4. For exterior, above-grade, load-bearing and nonload-bearing walls and parapet walls; for interior load-bearing walls; for interior nonload-bearing partitions; and for other applications where another type is not indicated, use Type N.
5. For interior nonload-bearing partitions, Type O may be used instead of Type N.

D. Pigmented Mortar: Use colored cement product or select and proportion pigments with other ingredients to produce color required. Do not add pigments to colored cement products.

1. Pigments shall not exceed 10 percent of portland cement by weight.
2. Pigments shall not exceed 5 percent of masonry cement by weight.
3. Mix to match Architect's sample.
4. Application: Use pigmented mortar for exposed mortar joints with the following units:

a. Decorative CMUs.
b. Pre-faced CMUs.
c. Concrete face brick.
d. Clay face brick.
e. Hollow brick.
f. Glazed structural clay facing tile.

E. Colored-Aggregate Mortar: Produce required mortar color by using colored aggregates and natural color or white cement as necessary to produce required mortar color.

1. Mix to match Architect's sample.
2. Application: Use colored-aggregate mortar for exposed mortar joints with the following units:

a. Decorative CMUs.
b. Pre-faced CMUs.

c. Concrete face brick.
d. Clay face brick.
e. Hollow brick.
f. Glazed structural clay facing tile.

F. Grout for Unit Masonry: Comply with ASTM C 476.

1. Use grout of type indicated or, if not otherwise indicated, of type (fine or coarse) that will comply with TMS 602/ACI 530.1/ASCE 6 for dimensions of grout spaces and pour height.
2. Proportion grout in accordance with ASTM C 476, paragraph 4.2.2 for specified 28-day compressive strength indicated, but not less than 2000 psi (14 MPa).
3. Provide grout with a slump of 8 to 11 inches (200 to 280 mm) as measured according to ASTM C 143/C 143M.

G. Epoxy Pointing Mortar: Mix epoxy pointing mortar to comply with mortar manufacturer's written instructions.

1. Application: Use epoxy pointing mortar for exposed mortar joints with the following units:

a. Pre-faced CMUs.
b. Glazed structural clay facing tile.

PART 3 - EXECUTION

3.1 INSTALLATION, GENERAL

A. Use full-size units without cutting if possible. If cutting is required to provide a continuous pattern or to fit adjoining construction, cut units with motor-driven saws; provide clean, sharp, unchipped edges. Allow units to dry before laying unless wetting of units is specified. Install cut units with cut surfaces and, where possible, cut edges concealed.

B. Select and arrange units for exposed unit masonry to produce a uniform blend of colors and textures. Mix units from several pallets or cubes as they are placed.

C. Wetting of Brick: Wet brick before laying if initial rate of absorption exceeds 30 g/30 sq. in. (30 g/194 sq. cm) per minute when tested according to ASTM C 67. Allow units to absorb water so they are damp but not wet at time of laying.

3.2 TOLERANCES

A. Dimensions and Locations of Elements:

1. For dimensions in cross section or elevation, do not vary by more than plus 1/2 inch (12 mm) or minus 1/4 inch (6 mm).
2. For location of elements in plan, do not vary from that indicated by more than plus or minus 1/2 inch (12 mm).
3. For location of elements in elevation, do not vary from that indicated by more than plus or minus 1/4 inch (6 mm) in a story height or 1/2 inch (12 mm) total.

B. Lines and Levels:

1. For bed joints and top surfaces of bearing walls, do not vary from level by more than 1/4 inch in 10 feet (6 mm in 3 m), or 1/2-inch (12-mm) maximum.
2. For conspicuous horizontal lines, such as lintels, sills, parapets, and reveals, do not vary from level by more than 1/8 inch in 10 feet (3 mm in 3 m), 1/4 inch in 20 feet (6 mm in 6 m), or 1/2-inch (12-mm) maximum.
3. For vertical lines and surfaces, do not vary from plumb by more than 1/4 inch in 10 feet (6 mm in 3 m), 3/8 inch in 20 feet (9 mm in 6 m), or 1/2-inch (12-mm) maximum.
4. For conspicuous vertical lines, such as external corners, door jambs, reveals, and expansion and control joints, do not vary from plumb by more than 1/8 inch in 10 feet (3 mm in 3 m), 1/4 inch in 20 feet (6 mm in 6 m), or 1/2-inch (12-mm) maximum.
5. For lines and surfaces, do not vary from straight by more than 1/4 inch in 10 feet (6 mm in 3 m), 3/8 inch in 20 feet (9 mm in 6 m), or 1/2-inch (12-mm) maximum.

C. Joints:

1. For bed joints, do not vary from thickness indicated by more than plus or minus 1/8 inch (3 mm), with a maximum thickness limited to 1/2 inch (12 mm).
2. For head and collar joints, do not vary from thickness indicated by more than plus 3/8 inch (9 mm) or minus 1/4 inch (6 mm).
3. For exposed head joints, do not vary from thickness indicated by more than plus or minus 1/8 inch (3 mm).

3.3 LAYING MASONRY WALLS

A. Lay out walls in advance for accurate spacing of surface bond patterns with uniform joint thicknesses and for accurate location of openings, movement-type joints, returns, and offsets. Avoid using less-than-half-size units, particularly at corners, jambs, and, where possible, at other locations.

B. Bond Pattern for Exposed Masonry: Unless otherwise indicated, lay exposed masonry in running bond; do not use units with less-than-nominal 4-inch (100-mm) horizontal face dimensions at corners or jambs.

C. Built-in Work: As construction progresses, build in items specified in this and other Sections. Fill in solidly with masonry around built-in items.

D. Fill space between steel frames and masonry solidly with mortar unless otherwise indicated.

E. Fill cores in hollow CMUs with grout 24 inches (600 mm) under bearing plates, beams, lintels, posts, and similar items unless otherwise indicated.

3.4 MORTAR BEDDING AND JOINTING

A. Lay CMUs as follows:

1. Bed face shells in mortar and make head joints of depth equal to bed joints.
2. Bed webs in mortar in all courses of piers, columns, and pilasters.
3. Bed webs in mortar in grouted masonry, including starting course on footings.

4. Fully bed entire units, including areas under cells, at starting course on footings where cells are not grouted.

B. Lay solid masonry units with completely filled bed and head joints; butter ends with sufficient mortar to fill head joints and shove into place. Do not deeply furrow bed joints or slush head joints.

C. Rake out mortar joints at pre-faced CMUs to a uniform depth of 1/4 inch (6 mm) and point with epoxy mortar to comply with epoxy-mortar manufacturer's written instructions.

D. Tool exposed joints slightly concave when thumbprint hard, using a jointer larger than joint thickness unless otherwise indicated.

E. Cut joints flush for masonry walls to receive plaster or other direct-applied finishes (other than paint) unless otherwise indicated.

3.5 COMPOSITE MASONRY

A. Bond wythes of composite masonry together using one of the following methods as follows:

1. Individual Metal Ties: Provide ties as shown installed in horizontal joints, but not less than one metal tie for 2.67 sq. ft. (0.25 sq. m) of wall area spaced not to exceed 24 inches (610 mm) o.c. horizontally and 16 inches (406 mm) o.c. vertically. Stagger ties in alternate courses. Provide additional ties within 12 inches (305 mm) of openings and space not more than 36 inches (914 mm) apart around perimeter of openings. At intersecting and abutting walls, provide ties at no more than 24 inches (610 mm) o.c. vertically.
2. Masonry-Joint Reinforcement: Installed in horizontal mortar joints.

   a. Where bed joints of both wythes align, use ladder-type reinforcement extending across both wythes.
   b. Where bed joints of wythes do not align, use adjustable-type (two-piece-type) reinforcement with continuous horizontal wire in facing wythe attached to ties.

B. Collar Joints: Solidly fill collar joints by parging face of first wythe that is laid and shoving units of other wythe into place.

C. Collar Joints in Clay Tile Masonry: After each course is laid, fill the vertical, longitudinal joint between wythes solidly with mortar at exterior walls, except cavity walls, and interior walls and partitions.

D. Corners: Provide interlocking masonry unit bond in each wythe and course at corners unless otherwise indicated.

E. Intersecting and Abutting Walls: Unless vertical expansion or control joints are shown at juncture, bond walls together as follows:

1. Provide individual metal ties not more than 16 inches (406 mm) o.c.
2. Provide continuity with masonry-joint reinforcement by using prefabricated T-shaped units.
3. Provide rigid metal anchors not more than 24 inches (610 mm) o.c. If used with hollow masonry units, embed ends in mortar-filled cores.

3.6 CAVITY WALLS

A. Bond wythes of cavity walls together using one of the following methods as follows:

1. Individual Metal Ties: Provide ties as shown installed in horizontal joints, but not less than one metal tie for 2.67 sq. ft. (0.25 sq. m) of wall area spaced not to exceed 24 inches (610 mm) o.c. horizontally and 16 inches (406 mm) o.c. vertically. Stagger ties in alternate courses. Provide additional ties within 12 inches (305 mm) of openings and space not more than 36 inches (915 mm) apart around perimeter of openings. At intersecting and abutting walls, provide ties at no more than 24 inches (610 mm) o.c. vertically.
2. Masonry-Joint Reinforcement: Installed in horizontal mortar joints.

   a. Where bed joints of both wythes align, use adder-type reinforcement extending across both wythes.
   b. Where bed joints of wythes do not align, use adjustable-type (two-piece-type) reinforcement with continuous horizontal wire in facing wythe attached to ties.
   c. Where one wythe is of clay masonry and the other of concrete masonry, use adjustable-type (two-piece-type) reinforcement with continuous horizontal wire in facing wythe attached to ties to allow for differential movement regardless of whether bed joints align.

B. Keep cavities clean of mortar droppings and other materials during construction. Bevel beds away from cavity, to minimize mortar protrusions into cavity. Do not attempt to trowel or remove mortar fins protruding into cavity.

C. Parge cavity face of backup wythe in a single coat approximately 3/8 inch (10 mm) thick. Trowel face of parge coat smooth.

D. Installing Cavity Wall Insulation: Place small dabs of adhesive, spaced approximately 12 inches (300 mm) o.c. both ways, on inside face of insulation boards, or attach with plastic fasteners designed for this purpose. Fit courses of insulation between wall ties and other confining obstructions in cavity, with edges butted tightly both ways. Press units firmly against inside wythe of masonry or other construction as shown.

3.7 ANCHORED MASONRY VENEERS

A. Anchor masonry veneers to concrete and masonry backup with masonry-veneer anchors to comply with the following requirements:

1. Fasten screw-attached anchors to concrete and masonry backup with metal fasteners of type indicated. Use two fasteners unless anchor design only uses one fastener.
2. Embed connector sections and continuous wire in masonry joints.
3. Locate anchor sections to allow maximum vertical differential movement of ties up and down.
4. Space anchors as indicated, but not more than 18 inches (458 mm) o.c. vertically and 24 inches (610 mm) o.c. horizontally, with not less than one anchor for each 2 sq. ft. (0.2 sq. m) of wall area. Install additional anchors within 12 inches (305 mm) of openings and at intervals, not exceeding 8 inches (203 mm), around perimeter.
5. Space anchors as indicated, but not more than 16 inches (406 mm) o.c. vertically and 25 inches (635 mm) o.c. horizontally, with not less than one anchor for each [2.67 sq. ft. (0.25 sq. m)] [3.5 sq. ft. (0.33 sq. m)] of wall area. Install additional anchors within 12 inches (305 mm) of openings and at intervals, not exceeding 36 inches (914 mm), around perimeter.

6. Space anchors as indicated, but not more than 18 inches (458 mm) o.c. vertically and horizontally. Install additional anchors within 12 inches (305 mm) of openings and at intervals, not exceeding 24 inches (610 mm), around perimeter.

3.8 MASONRY-JOINT REINFORCEMENT

A. General: Install entire length of longitudinal side rods in mortar with a minimum cover of 5/8 inch (16 mm) on exterior side of walls, 1/2 inch (13 mm) elsewhere. Lap reinforcement a minimum of 6 inches (150 mm).

1. Space reinforcement not more than 16 inches (406 mm) o.c.
2. Space reinforcement not more than 8 inches (203 mm) o.c. in foundation walls and parapet walls.
3. Provide reinforcement not more than 8 inches (203 mm) above and below wall openings and extending 12 inches (305 mm) beyond openings.

B. Interrupt joint reinforcement at control and expansion joints unless otherwise indicated.

C. Provide continuity at wall intersections by using prefabricated T-shaped units.

D. Provide continuity at corners by using prefabricated L-shaped units.

3.9 ANCHORING MASONRY TO STRUCTURAL STEEL AND CONCRETE

A. Anchor masonry to structural steel and concrete, where masonry abuts or faces structural steel or concrete, to comply with the following:

1. Provide an open space not less than 1 inch (25 mm) wide between masonry and structural steel or concrete unless otherwise indicated. Keep open space free of mortar and other rigid materials.
2. Anchor masonry with anchors embedded in masonry joints and attached to structure.
3. Space anchors as indicated, but not more than 24 inches (610 mm) o.c. vertically and 36 inches (915 mm) o.c. horizontally.

3.10 FLASHING, WEEP HOLES, AND CAVITY VENTS

A. General: Install embedded flashing and weep holes in masonry at shelf angles, lintels, ledges, other obstructions to downward flow of water in wall, and where indicated. Install cavity vents at shelf angles, ledges, and other obstructions to upward flow of air in cavities, and where indicated.

B. Install flashing as follows unless otherwise indicated:

1. Prepare masonry surfaces so they are smooth and free from projections that could puncture flashing. Where flashing is within mortar joint, place through-wall flashing on sloping bed of mortar and cover with mortar. Before covering with mortar, seal penetrations in flashing with adhesive, sealant, or tape as recommended by flashing manufacturer.
2. At multiwythe masonry walls, including cavity walls, extend flashing through outer wythe, turned up a minimum of 4 inches (100 mm) 8 inches (200 mm), and through inner wythe to within 1/2 inch (13 mm) of the interior face of wall in exposed masonry. Where interior face of wall is to receive furring or framing, carry flashing completely through inner wythe and turn flashing up approximately 2 inches (50 mm) on interior face.

3. At lintels and shelf angles, extend flashing a minimum of 6 inches (150 mm) into masonry at each end. At heads and sills, extend flashing 6 inches (150 mm) at ends and turn up not less than 2 inches (50 mm) to form end dams.
4. Install metal drip edges beneath flexible flashing at exterior face of wall. Stop flexible flashing 1/2 inch (13 mm) back from outside face of wall, and adhere flexible flashing to top of metal drip edge.
5. Install metal flashing termination beneath flexible flashing at exterior face of wall. Stop flexible flashing 1/2 inch (13 mm) back from outside face of wall, and adhere flexible flashing to top of metal flashing termination.

C. Install weep holes in exterior wythes and veneers in head joints of first course of masonry immediately above embedded flashing.

1. Use specified weep/cavity vent products or open head joints to form weep holes.
2. Space weep holes 24 inches (600 mm) o.c. unless otherwise indicated.
3. Cover cavity side of weep holes with plastic insect screening at cavities insulated with loose-fill insulation.

D. Place cavity drainage material in cavities to comply with configuration requirements for cavity drainage material in "Miscellaneous Masonry Accessories" Article.

E. Install cavity vents in head joints in exterior wythes at spacing indicated. Use specified weep/cavity vent products or open head joints to form cavity vents.

1. Close cavities off vertically and horizontally with blocking in manner indicated. Install through-wall flashing and weep holes above horizontal blocking.

3.11 REINFORCED UNIT MASONRY INSTALLATION

A. Temporary Formwork and Shores: Construct formwork and shores as needed to support reinforced masonry elements during construction.

1. Construct formwork to provide shape, line, and dimensions of completed masonry as indicated. Make forms sufficiently tight to prevent leakage of mortar and grout. Brace, tie, and support forms to maintain position and shape during construction and curing of reinforced masonry.
2. Do not remove forms and shores until reinforced masonry members have hardened sufficiently to carry their own weight and that of other loads that may be placed on them during construction.

B. Placing Reinforcement: Comply with requirements in TMS 602/ACI 530.1/ASCE 6.

C. Grouting: Do not place grout until entire height of masonry to be grouted has attained enough strength to resist grout pressure.

1. Comply with requirements in TMS 602/ACI 530.1/ASCE 6 for cleanouts and for grout placement, including minimum grout space and maximum pour height.
2. Limit height of vertical grout pours to not more than 60 inches (1520 mm)] [12.67 ft. (3.86 m).

3.12 FIELD QUALITY CONTROL

A. Testing and Inspecting: Owner will engage special inspectors to perform tests and inspections and prepare reports. Allow inspectors access to scaffolding and work areas as needed to perform tests and inspections. Retesting of materials that fail to comply with specified requirements shall be done at Contractor's expense.

B. Inspections: Special inspections according to Level B in TMS 402/ACI 530/ASCE 5.

1. Begin masonry construction only after inspectors have verified proportions of site-prepared mortar.
2. Place grout only after inspectors have verified compliance of grout spaces and of grades, sizes, and locations of reinforcement.
3. Place grout only after inspectors have verified proportions of site-prepared grout.

C. Testing Prior to Construction: One set of tests.

D. Testing Frequency: One set of tests for each 5000 sq. ft. (464 sq. m) of wall area or portion thereof.

E. Clay Masonry Unit Test: For each type of unit provided, according to ASTM C 67 for compressive strength.

F. Concrete Masonry Unit Test: For each type of unit provided, according to ASTM C 140 for compressive strength.

G. Mortar Aggregate Ratio Test (Proportion Specification): For each mix provided, according to ASTM C 780.

H. Mortar Test (Property Specification): For each mix provided, according to ASTM C 780. Test mortar for [mortar air content] [and] [compressive strength].

I. Grout Test (Compressive Strength): For each mix provided, according to ASTM C 1019.

3.13 PARGING

A. Parge exterior faces of below-grade masonry walls, where indicated, in two uniform coats to a total thickness of 3/4 inch (19 mm). Dampen wall before applying first coat, and scarify first coat to ensure full bond to subsequent coat.

B. Use a steel-trowel finish to produce a smooth, flat, dense surface with a maximum surface variation of 1/8 inch per foot (3 mm per 300 mm). Form a wash at top of parging and a cove at bottom.

C. Damp-cure parging for at least 24 hours and protect parging until cured.

3.14 REPAIRING, POINTING, AND CLEANING

A. In-Progress Cleaning: Clean unit masonry as work progresses by dry brushing to remove mortar fins and smears before tooling joints.

B. Final Cleaning: After mortar is thoroughly set and cured, clean exposed masonry as follows:

1. Remove large mortar particles by hand with wooden paddles and nonmetallic scrape hoes or chisels.
2. Test cleaning methods on sample wall panel; leave one-half of panel uncleaned for comparison purposes.
3. Protect adjacent surfaces from contact with cleaner.
4. Wet wall surfaces with water before applying cleaners; remove cleaners promptly by rinsing surfaces thoroughly with clear water.
5. Clean brick by bucket-and-brush hand-cleaning method described in BIA Technical Notes 20.
6. Clean masonry with a proprietary acidic cleaner applied according to manufacturer's written instructions.

3.15 MASONRY WASTE DISPOSAL

A. Waste Disposal as Fill Material: Dispose of clean masonry waste, including excess or soil-contaminated sand, waste mortar, and broken masonry units, by crushing and mixing with fill material as fill is placed.

1. Do not dispose of masonry waste as fill within 18 inches (450 mm) of finished grade.

B. Masonry Waste Recycling: Return broken CMUs not used as fill to manufacturer for recycling.

C. Excess Masonry Waste: Remove excess clean masonry waste that cannot be used as fill, as described above or recycled, and other masonry waste, and legally dispose of off Owner's property.

END OF SECTION 042000

DIVISION 5

METALS

DIVISION 6

WOODS, PLASTICS, AND COMPOSITES

SECTION 055000 - METAL FABRICATIONS

PART 1 - GENERAL

1.1 SUMMARY

A. Section Includes:

1. Miscellaneous steel framing and supports.
2. Structural-steel door frames.
3. Miscellaneous steel trim.
4. Thresholds.
5. Loose and welded steel angles
6. Metal Handrails
7. Pipe Bollards

B. Products furnished, but not installed, under this Section include the following:

1. Loose steel lintels.
2. Anchor bolts, steel pipe sleeves, slotted-channel inserts, and wedge-type inserts indicated to be cast into concrete or built into unit masonry.
3. Steel weld plates and angles for casting into concrete for applications where they are not specified in other Sections.

1.2 ACTION SUBMITTALS

A. Product Data: For the following:
1. Paint products.
2. Grout.

B. Shop Drawings: Show fabrication and installation details. Include plans, elevations, sections, and details of metal fabrications and their connections. Show anchorage and accessory items.

C. Delegated-Design Submittal: For ladders, including analysis data signed and sealed by the qualified professional engineer responsible for their preparation.

PART 2 - PRODUCTS

2.1 PERFORMANCE REQUIREMENTS

A. Delegated Design: Engage a qualified professional engineer, as defined in Section 014000 "Quality Requirements," to design ladders.

B.

C. Thermal Movements: Allow for thermal movements from ambient and surface temperature changes acting on exterior metal fabrications by preventing buckling, opening of joints, overstressing of components, failure of connections, and other detrimental effects.

1. Temperature Change: 120 deg F (67 deg C), ambient; 180 deg F (100 deg C), material surfaces.

2.2 METALS

A. Metal Surfaces, General: Provide materials with smooth, flat surfaces unless otherwise indicated. For metal fabrications exposed to view in the completed Work, provide materials without seam marks, roller marks, rolled trade names, or blemishes.

B. Steel Plates, Shapes, and Bars: ASTM A 36/A 36M.

C. Stainless-Steel Bars and Shapes: ASTM A 276, Type 304.

D. Rolled-Steel Floor Plate: ASTM A 786/A 786M, rolled from plate complying with ASTM A 36/A 36M or ASTM A 283/A 283M, Grade C or D.

E. Rolled-Stainless-Steel Floor Plate: ASTM A 793.

F. Steel Tubing: ASTM A 500/A 500M, cold-formed steel tubing.

G. Steel Pipe: ASTM A 53/A 53M, Standard Weight (Schedule 40) unless otherwise indicated.

H. Zinc-Coated Steel Wire Rope: ASTM A 741.

1. Wire-Rope Fittings: Hot-dip galvanized-steel connectors with capability to sustain, without failure, a load equal to minimum breaking strength of wire rope with which they are used.

I. Slotted Channel Framing: Cold-formed metal box channels (struts) complying with MFMA-4.

1. Size of Channels: [1-5/8 by 1-5/8 inches (41 by 41 mm)] [As indicated].
2. Material: Galvanized steel, ASTM A 653/A 653M, [commercial steel, Type B] [structural steel, Grade 33 (Grade 230)], with G90 (Z275) coating; [0.108-inch (2.8-mm)] [0.079-inch (2-mm)] [0.064-inch (1.6-mm)] nominal thickness.

J. Cast Iron: Either gray iron, ASTM A 48/A 48M, or malleable iron, ASTM A 47/A 47M, unless otherwise indicated.

K. Aluminum Extrusions: ASTM B 221 (ASTM B 221M), Alloy 6063-T6.

L. Aluminum-Alloy Rolled Tread Plate: ASTM B 632/B 632M, Alloy 6061-T6.

M. Aluminum Castings: ASTM B 26/B 26M, Alloy 443.0-F.

N. Bronze Extrusions: ASTM B 455, Alloy UNS No. C38500 (extruded architectural bronze).

O. Bronze Castings: ASTM B 584, Alloy UNS No. C83600 (leaded red brass) or No. C84400 (leaded semired brass).

P. Nickel Silver Castings: ASTM B 584, Alloy UNS No. C97600 (20 percent leaded nickel bronze).

2.3 FASTENERS

A. General: Unless otherwise indicated, provide [Type 304] [Type 316] stainless-steel fasteners for exterior use and zinc-plated fasteners with coating complying with ASTM B 633 or ASTM F 1941 (ASTM F 1941M), Class Fe/Zn 5, at exterior walls. Select fasteners for type, grade, and class required.

1. Provide stainless-steel fasteners for fastening aluminum.
2. Provide stainless-steel fasteners for fastening stainless steel.
3. Provide stainless-steel fasteners for fastening nickel silver.
4. Provide bronze fasteners for fastening bronze.

B. Cast-in-Place Anchors in Concrete: Either threaded type or wedge type unless otherwise indicated; galvanized ferrous castings, either ASTM A 47/A 47M malleable iron or ASTM A 27/A 27M cast steel. Provide bolts, washers, and shims as needed, all hot-dip galvanized per ASTM F 2329.

C. Post-Installed Anchors: [Torque-controlled expansion anchors] [or] [chemical anchors].

1. Material for Interior Locations: Carbon-steel components zinc plated to comply with ASTM B 633 or ASTM F 1941 (ASTM F 1941M), Class Fe/Zn 5, unless otherwise indicated.
2. Material for Exterior Locations and Where Stainless Steel Is Indicated: Alloy [Group 1 (A1)] [Group 2 (A4)] stainless-steel bolts, ASTM F 593 (ASTM F 738M), and nuts, ASTM F 594 (ASTM F 836M).

D. Slotted-Channel Inserts: Cold-formed, hot-dip galvanized-steel box channels (struts) complying with MFMA-4, 1-5/8 by 7/8 inches (41 by 22 mm) by length indicated with anchor straps or studs not less than 3 inches (75 mm) long at not more than 8 inches (200 mm) o.c. Provide with temporary filler and tee-head bolts, complete with washers and nuts, all zinc-plated to comply with ASTM B 633, Class Fe/Zn 5, as needed for fastening to inserts.

2.4 MISCELLANEOUS MATERIALS

A. Low-Emitting Materials: Paints and coatings shall comply with the testing and product requirements of the California Department of Public Health's (formerly, the California Department of Health Services') "Standard Method for the Testing and Evaluation of Volatile Organic Chemical Emissions from Indoor Sources Using Environmental Chambers."

B. Shop Primers: Provide primers that comply with Section 099000 Painting.

C. Galvanizing Repair Paint: High-zinc-dust-content paint complying with SSPC-Paint 20 and compatible with paints specified to be used over it.

D. Bituminous Paint: Cold-applied asphalt emulsion complying with ASTM D 1187/D 1187M.

E. Nonshrink, Nonmetallic Grout: Factory-packaged, nonstaining, noncorrosive, nongaseous grout complying with ASTM C 1107/C 1107M. Provide grout specifically recommended by manufacturer for interior and exterior applications.

F. Concrete: Comply with requirements in Section 03300 "Cast-in-Place Concrete" for normal-weight, air-entrained, concrete with a minimum 28-day compressive strength of 3000 psi (20 MPa).

2.5 FABRICATION, GENERAL

A. Shop Assembly: Preassemble items in the shop to greatest extent possible. Use connections that maintain structural value of joined pieces.

B. Cut, drill, and punch metals cleanly and accurately. Remove burrs and ease edges. Remove sharp or rough areas on exposed surfaces.

C. Weld corners and seams continuously to comply with the following:

1. Use materials and methods that minimize distortion and develop strength and corrosion resistance of base metals.
2. Obtain fusion without undercut or overlap.
3. Remove welding flux immediately.
4. At exposed connections, finish exposed welds and surfaces smooth and blended.

D. Form exposed connections with hairline joints, flush and smooth, using concealed fasteners or welds where possible. Locate joints where least conspicuous.

E. Fabricate seams and other connections that are exposed to weather in a manner to exclude water. Provide weep holes where water may accumulate.

F. Where units are indicated to be cast into concrete or built into masonry, equip with integrally welded steel strap anchors not less than 8 inches (200 mm) from ends and corners of units and 24 inches (600 mm) o.c.

2.6 MISCELLANEOUS FRAMING AND SUPPORTS

A. General: Provide steel framing and supports not specified in other Sections as needed to complete the Work.

B. Fabricate units from steel shapes, plates, and bars of welded construction unless otherwise indicated. Fabricate to sizes, shapes, and profiles indicated and as necessary to receive adjacent construction.

C. Fabricate steel girders for wood frame construction from continuous steel shapes of sizes indicated.

1. Where wood nailers are attached to girders with bolts or lag screws, drill or punch holes at 24 inches (600 mm) o.c.

D. Fabricate steel pipe columns for supporting wood frame construction from steel pipe with steel baseplates and top plates as indicated. Drill or punch baseplates and top plates for anchor and connection bolts and weld to pipe with fillet welds all around. Make welds the same size as pipe wall thickness unless otherwise indicated.

2.7 STRUCTURAL-STEEL DOOR FRAMES

A. Fabricate structural-steel door frames from steel shapes, plates, and bars of size and to dimensions indicated, fully welded together, with 5/8-by-1-1/2-inch (16-by-38-mm) steel channel stops. Plug-weld built-up members and continuously weld exposed joints. Reinforce frames and drill and tap as necessary to accept finish hardware.

1. Provide with integrally welded steel strap anchors for securing door frames into adjoining concrete or masonry.

B. Prime exterior steel frames with zinc-rich primer.

2.8 MISCELLANEOUS STEEL TRIM

A. Unless otherwise indicated, fabricate units from steel shapes, plates, and bars of profiles shown with continuously welded joints and smooth exposed edges. Miter corners and use concealed field splices where possible.

B. Provide cutouts, fittings, and anchorages as needed to coordinate assembly and installation with other work.

C. Prime exterior miscellaneous steel trim with zinc-rich primer.

2.9 LOOSE STEEL LINTELS

A. Fabricate loose steel lintels from steel angles and shapes of size indicated for openings and recesses in masonry walls and partitions at locations indicated.

B. Galvanize loose steel lintels located in exterior walls.

C. Prime loose steel lintels located in exterior walls with zinc-rich primer.

2.10 STEEL WELD PLATES AND ANGLES

A. Provide steel weld plates and angles not specified in other Sections, for items supported from concrete construction as needed to complete the Work. Provide each unit with no fewer than two integrally welded steel strap anchors for embedding in concrete.

2.11 METAL HANDRAILS

A. General: Fabricate ladder for indicated locations, with dimensions, spacing, details and anchorages as shown.
1. Comply with AWS D1.1/D1.2M, structural welding code - steelANSI, unless otherwise specified.
2. Handrails and Top rails of Guards to withstand uniform load of 50 lbf/ft. applied in any direction and concentrated load of 200 lbf applied in any direction.
3. Handrails infill to withstand concentrated load of 50 lbf applied horizontally on an area of 1 sq. ft.

B. Fabricate pipe railing and guard railings from 1-1/2" inch pipe – Square and round stock as shown in drawings.

C. Refer to drawings for vertical and horizontal spacing of members.

D. Contractor may utilize sleeves or core drilling for mounting. Provide flush welding plates (properly embedded in concrete) at railing that mount a top concrete walls and in location where concrete thickness is not adequate for sleeves and/or core drilling.

E. Provide and install steel pipe railing brackets in locations where handrails mount to walls. Brackets shall be uniformly spaced at 48" o.c.

F. Prime handrail with primer specified in Division 9.

2.12 PIPE BOLLARDS

A. Fabricate pipe bollards from Schedule 40 steel pipe. Prime bollards with primer specified in Division 9.

B. Fabricate bollards with 3/8 inch thick steel base plates for bolting to concrete slab. Drill baseplates at all four corners for 3/4 inch anchor bolt.

C. Where bollards are to be anchored to sloping concrete slabs, angle base plates for plumb alignment of bollards.

D. Fabricate sleeves for bollards anchorage from steel pipe with 1/4 inch thick steel plate welded to bottom of sleeve.

E. Fabricate internal sleeves for removable bollards from Schedule 40 steel pipe or ¼ inch wall thickness steel tubing with an OD 1/16 inch less than ID of bollards. Match drill sleeve and bollard for ½ inch steel machine bolt.

2.13 FINISHES, GENERAL

A. Finish metal fabrications after assembly.

2.12 STEEL AND IRON FINISHES

A. Galvanizing: Hot-dip galvanize items as indicated to comply with ASTM A 153/A 153M for steel and iron hardware and with ASTM A 123/A 123M for other steel and iron products.

B. Shop prime iron and steel items not indicated to be galvanized unless they are to be embedded in concrete, sprayed-on fireproofing, or masonry, or unless otherwise indicated.

1. Shop prime with universal shop primer unless zinc-rich primer is indicated.

C. Preparation for Shop Priming: Prepare surfaces to comply with SSPC-SP 6/NACE No. 3, "Commercial Blast Cleaning." SSPC-SP 3, "Power Tool Cleaning." requirements indicated below:

1. Exterior Items: SSPC-SP 6/NACE No. 3, "Commercial Blast Cleaning."
2. Items Indicated to Receive Zinc-Rich Primer: SSPC-SP 6/NACE No. 3, "Commercial Blast Cleaning."
3. Items Indicated to Receive Primers Specified in Section 099000 "Painting":
4. Other Items: SSPC-SP 3, "Power Tool Cleaning."

D. Shop Priming: Apply shop primer to comply with SSPC-PA 1, "Paint Application Specification No. 1: Shop, Field, and Maintenance Painting of Steel," for shop painting.

PART 3 - EXECUTION

3.1 INSTALLATION, GENERAL

A. Cutting, Fitting, and Placement: Perform cutting, drilling, and fitting required for installing metal fabrications. Set metal fabrications accurately in location, alignment, and elevation; with edges and surfaces level, plumb, true, and free of rack; and measured from established lines and levels.

B. Fit exposed connections accurately together to form hairline joints. Weld connections that are not to be left as exposed joints but cannot be shop welded because of shipping size limitations. Do not weld, cut, or abrade surfaces of exterior units that have been hot-dip galvanized after fabrication and are for bolted or screwed field connections.

C. Field Welding: Comply with the following requirements:

1. Use materials and methods that minimize distortion and develop strength and corrosion resistance of base metals.
2. Obtain fusion without undercut or overlap.
3. Remove welding flux immediately.
4. At exposed connections, finish exposed welds and surfaces smooth and blended so no roughness shows after finishing and contour of welded surface matches that of adjacent surface.

D. Fastening to In-Place Construction: Provide anchorage devices and fasteners where metal fabrications are required to be fastened to in-place construction.

E. Provide temporary bracing or anchors in formwork for items that are to be built into concrete, masonry, or similar construction.

3.2 INSTALLING BEARING AND LEVELING PLATES

A. Clean concrete and masonry bearing surfaces of bond-reducing materials, and roughen to improve bond to surfaces. Clean bottom surface of plates.

B. Set bearing and leveling plates on wedges, shims, or leveling nuts. After bearing members have been positioned and plumbed, tighten anchor bolts. Do not remove wedges or shims but, if protruding, cut off

flush with edge of bearing plate before packing with nonshrink grout. Pack grout solidly between bearing surfaces and plates to ensure that no voids remain.

3.3 INSTALLING PIPE BOLLARDS

A. Anchor bollards in concrete in formed or core-drilled holes not less than 8 inches deep and ¾ inch greater than OD of bollard. After bollards have been inserted into holes, filled annular space surrounding bollard solidly with Nonshrink, non-metallic grout, mixed and placed to comply with grout manufacturer's written instructions. Slope grout up approximately 1/8 inch toward bollard.

B. Anchor bollards in concrete with pipe sleeves preset and anchored into concrete. After bollards have been inserted into sleeves, fill annular space between bollard and sleeve solidly with Nonshrink, nonmetallic grout, mixed and placed to comply with grout manufacturer's written instructions. Slope grout up approximately 1/8 inch toward bollard.

C. Anchor bollards in place with concrete footings and anchor bolts. Brace and support the bollard in position until the concrete that has been placed and cured.

3.4 ADJUSTING AND CLEANING

A. Touchup Painting: Immediately after erection, clean field welds, bolted connections, and abraded areas. Paint uncoated and abraded areas with the same material as used for shop painting to comply with SSPC-PA 1 for touching up shop-painted surfaces.

B. Galvanized Surfaces: Clean field welds, bolted connections, and abraded areas and repair galvanizing to comply with ASTM A 780/A 780M.

END OF SECTION 055000

SECTION 061000 - MISCELLANEOUS ROUGH CARPENTRY

PART 1 - GENERAL

1.1 RELATED DOCUMENTS

A. Drawings and general provisions of the Contract, including General and Supplementary Conditions and Division 01 Specification Sections, apply to this Section.

1.2 SUMMARY

A. Section Includes:

1. Framing with dimension lumber.
2. Wood blocking, cants, and nailers.
3. Wood furring and grounds.
4. Plywood backing panels.

B. Related Requirements:

1. Section 064400 "Interior Architectural Woodwork."

1.3 DEFINITIONS

A. Dimension Lumber: Lumber of 2 inches nominal (38 mm actual) or greater but less than 5 inches nominal (114 mm actual) in least dimension.

B. Lumber grading agencies, and the abbreviations used to reference them, include the following:

1. NeLMA: Northeastern Lumber Manufacturers' Association.
2. NHLA: National Hardwood Lumber Association.
3. NLGA: National Lumber Grades Authority.
4. SPIB: The Southern Pine Inspection Bureau.
5. WCLIB: West Coast Lumber Inspection Bureau.
6. WWPA: Western Wood Products Association.

1.4 ACTION SUBMITTALS

A. Product Data: For each type of process and factory-fabricated product. Indicate component materials and dimensions and include construction and application details.

1. Include data for wood-preservative treatment from chemical treatment manufacturer and certification by treating plant that treated materials comply with requirements. Indicate type of preservative used and net amount of preservative retained.

2. Include data for fire-retardant treatment from chemical treatment manufacturer and certification by treating plant that treated materials comply with requirements. Include physical properties of treated materials based on testing by a qualified independent testing agency.
3. For fire-retardant treatments, include physical properties of treated lumber both before and after exposure to elevated temperatures, based on testing by a qualified independent testing agency according to ASTM D 5664.
4. For products receiving a waterborne treatment, include statement that moisture content of treated materials was reduced to levels specified before shipment to Project site.
5. Include copies of warranties from chemical treatment manufacturers for each type of treatment.

1.5 INFORMATIONAL SUBMITTALS

A. Evaluation Reports: For the following, from ICC-ES:

1. Preservative-treated wood.
2. Fire-retardant-treated wood.
3. Power-driven fasteners.
4. Powder-actuated fasteners.
5. Expansion anchors.
6. Metal framing anchors.

1.6 QUALITY ASSURANCE

A. Testing Agency Qualifications: For testing agency providing classification marking for fire-retardant treated material, an inspection agency acceptable to authorities having jurisdiction that periodically performs inspections to verify that the material bearing the classification marking is representative of the material tested.

1.7 DELIVERY, STORAGE, AND HANDLING

A. Stack lumber flat with spacers beneath and between each bundle to provide air circulation. Protect lumber from weather by covering with waterproof sheeting, securely anchored. Provide for air circulation around stacks and under coverings.

PART 2 - PRODUCTS

2.1 WOOD PRODUCTS, GENERAL

A. Certified Wood: Lumber and plywood shall be produced from wood obtained from forests certified by an FSC-accredited certification body to comply with FSC STD-01-001, "FSC Principles and Criteria for Forest Stewardship."

B. Lumber: DOC PS 20 and applicable rules of grading agencies indicated. If no grading agency is indicated, provide lumber that complies with the applicable rules of any rules-writing agency certified by the ALSC Board of Review. Provide lumber graded by an agency certified by the ALSC Board of Review to inspect and grade lumber under the rules indicated.

1. Factory mark each piece of lumber with grade stamp of grading agency.
2. For exposed lumber indicated to receive a stained or natural finish, mark grade stamp on end or back of each piece or omit grade stamp and provide certificates of grade compliance issued by grading agency.
3. Where nominal sizes are indicated, provide actual sizes required by DOC PS 20 for moisture content specified. Where actual sizes are indicated, they are minimum dressed sizes for dry lumber.
4. Provide dressed lumber, S4S, unless otherwise indicated.

C. Maximum Moisture Content of Lumber: 19 percent for 2-inch nominal (38-mm actual) thickness or less.

2.2 WOOD-PRESERVATIVE-TREATED MATERIALS

A. Preservative Treatment by Pressure Process: AWPA U1; Use Category UC2 for interior construction not in contact with the ground, Use Category UC3b for exterior construction not in contact with the ground, and Use Category UC4a for items in contact with the ground.

1. Preservative Chemicals: Acceptable to authorities having jurisdiction and containing no arsenic or chromium. Do not use inorganic boron (SBX) for sill plates.
2. For exposed items indicated to receive a stained or natural finish, use chemical formulations that do not require incising, contain colorants, bleed through, or otherwise adversely affect finishes.

B. Kiln-dry lumber after treatment to a maximum moisture content of 19 percent. Do not use material that is warped or does not comply with requirements for untreated material.

C. Mark lumber with treatment quality mark of an inspection agency approved by the ALSC Board of Review.

1. For exposed lumber indicated to receive a stained or natural finish, mark end or back of each piece or omit marking and provide certificates of treatment compliance issued by inspection agency.

D. Application: Treat all miscellaneous carpentry unless otherwise indicated.

Retain first subparagraph below if Project includes wood adjacent to roofing or waterproofing.

1. Wood cants, nailers, curbs, equipment support bases, blocking, stripping, and similar members in connection with roofing, flashing, vapor barriers, and waterproofing.
2. Wood sills, sleepers, blocking, furring, stripping, and similar concealed members in contact with masonry or concrete.
3. Wood framing and furring attached directly to the interior of below-grade exterior masonry or concrete walls.
4. Wood framing members that are less than 18 inches (460 mm) above the ground in crawl spaces or unexcavated areas.
5. Wood floor plates that are installed over concrete slabs-on-grade.

2.3 DIMENSION LUMBER FRAMING

A. Non-Load-Bearing Interior Partitions: Construction or No. 2 and the following species:

1. Mixed southern pine; SPIB.

2. Hem-fir; WCLIB or WWPA.
3. Spruce-pine-fir (south); NeLMA, WCLIB, or WWPA.

2.4 MISCELLANEOUS LUMBER

A. General: Provide miscellaneous lumber indicated and lumber for support or attachment of other construction, including the following:

1. Blocking.
2. Nailers.
3. Rooftop equipment bases and support curbs.
4. Cants.
5. Furring.
6. Grounds.
7. Utility shelving.

B. For items of dimension lumber size, provide Standard, Stud, or No. 3 grade lumber and the following species:

1. Hem-fir (north); NLGA.
2. Mixed southern pine; SPIB.
3. Spruce-pine-fir; NLGA.
4. Hem-fir; WCLIB or WWPA.
5. Spruce-pine-fir (south); NeLMA, WCLIB, or WWPA.
6. Western woods; WCLIB or WWPA.
7. Northern species; NLGA.
8. Eastern softwoods; NeLMA.

C. For concealed boards, provide lumber with 19 percent maximum moisture content and any of the following species and grades:

1. Mixed southern pine, SPIB.
2. Hem-fir; NLGA, WCLIB, or WWPA.
3. Spruce-pine-fir (south); NeLMA, NLGA, WCLIB, or WWPA.

D. For blocking not used for attachment of other construction, Utility, Stud, or No. 3 grade lumber of any species may be used provided that it is cut and selected to eliminate defects that will interfere with its attachment and purpose.

E. For blocking and nailers used for attachment of other construction, select and cut lumber to eliminate knots and other defects that will interfere with attachment of other work.

F. For furring strips for installing plywood or hardboard paneling, select boards with no knots capable of producing bent-over nails and damage to paneling.

2.5 SUBFLOOR-UNDERLAYMENT

A. Oriented-Strand-Board Combination Subfloor-Underlayment: Exposure 1 floor panels.

1. Basis-of-Design Product: Provide Huber Engineered Woods LLC; AdvanTech Floor Panels.

2. Span Rating and Performance Category: Not less than [20 oc, 19/32 Performance Category] [24 oc Structural 1, 23/32 Performance Category] [32 oc, 7/8 Performance Category] [32 oc, 1 Performance Category] [48 oc, 1-1/8 Performance Category].
3. Edge Profile: Tongue-and-groove.
4. Surface Finish: Fully sanded face.

2.6 WALL SHEATHING

A. Plywood Sheathing: DOC PS 1 , Exposure 1, Structural I sheathing.

2.7 FASTENERS

A. General: Provide fasteners of size and type indicated that comply with requirements specified in this article for material and manufacture.

1. Where carpentry is exposed to weather, in ground contact, pressure-preservative treated, or in area of high relative humidity, provide fasteners with hot-dip zinc coating complying with ASTM A 153/A 153M of Type 304 stainless steel.

B. Nails, Brads, and Staples: ASTM F 1667.

C. Power-Driven Fasteners: NES NER-272.

D. Wood Screws: ASME B18.6.1.

E. Screws for Fastening to Metal Framing: length as recommended by screw manufacturer for material being fastened.

F. Lag Bolts: ASME B18.2.1 (ASME B18.2.3.8M).

G. Bolts: Steel bolts complying with ASTM A 307, Grade A (ASTM F 568M, Property Class 4.6); with ASTM A 563 (ASTM A 563M) hex nuts and, where indicated, flat washers.

H. Expansion Anchors: Anchor bolt and sleeve assembly of material indicated below with capability to sustain, without failure, a load equal to 6 times the load imposed when installed in unit masonry assemblies and equal to 4 times the load imposed when installed in concrete as determined by testing per ASTM E 488 conducted by a qualified independent testing and inspecting agency.

1. Material: Carbon-steel components, zinc plated to comply with ASTM B 633, Class Fe/Zn 5.
2. Material: Stainless steel with bolts and nuts complying with ASTM F 593 and ASTM F 594, Alloy Group 1 or 2 (ASTM F 738M and ASTM F 836M, Grade A1 or A4).

2.8 METAL FRAMING ANCHORS

A. Galvanized-Steel Sheet: Hot-dip, zinc-coated steel sheet complying with ASTM A 653/A 653M, G60 (Z180) coating designation.

1. Use for interior locations unless otherwise indicated.

B. Hot-Dip Heavy-Galvanized Steel Sheet: ASTM A 653/A 653M; Structural Steel (SS), high-strength low-alloy steel Type A (HSLAS Type A), or high-strength low-alloy steel Type B (HSLAS Type B); G185 (Z550) coating designation; and not less than 0.036 inch (0.9 mm) thick.

1. Use for wood-preservative-treated lumber and where indicated.

C. Stainless-Steel Sheet: ASTM A 666, Type 304 or Type 316, as indicated.

1. Use for exterior locations and where indicated.

2.9 MISCELLANEOUS MATERIALS

A. Adhesives for Gluing Furring to Concrete or Masonry: Formulation complying with ASTM D 3498 that is approved for use indicated by adhesive manufacturer.

1. Adhesives shall have a VOC content of 70 g/L or less when calculated according to 40 CFR 59, Subpart D (EPA Method 24).
2. Adhesives shall comply with the testing and product requirements of the California Department of Health Services' "Standard Practice for the Testing of Volatile Organic Emissions from Various Sources Using Small-Scale Environmental Chambers."

PART 3 - EXECUTION

3.1 INSTALLATION, GENERAL

A. Set carpentry to required levels and lines, with members plumb, true to line, cut, and fitted. Fit carpentry to other construction; scribe and cope as needed for accurate fit. Locate furring, nailers, blocking, grounds, and similar supports to comply with requirements for attaching other construction.

B. Where wood-preservative-treated lumber is installed adjacent to metal decking, install continuous flexible flashing separator between wood and metal decking.

C. Framing Standard: Comply with AF&PA's WCD 1, "Details for Conventional Wood Frame Construction," unless otherwise indicated.

D. Install plywood backing panels by fastening to studs; coordinate locations with utilities requiring backing panels. Install fire-retardant treated plywood backing panels with classification marking of testing agency exposed to view.

E. Metal Framing Anchors: Install metal framing anchors to comply with manufacturer's written instructions. Install fasteners through each fastener hole.

F. Do not splice structural members between supports unless otherwise indicated.

G. Provide blocking and framing as indicated and as required to support facing materials, fixtures, specialty items, and trim.

1. Provide metal clips for fastening gypsum board or lath at corners and intersections where framing or blocking does not provide a surface for fastening edges of panels. Space clips not more than 16 inches (406 mm) o.c.

H. Provide fire blocking in furred spaces, stud spaces, and other concealed cavities as indicated and as follows:

1. Fire block furred spaces of walls, at each floor level, at ceiling, and at not more than 96 inches (2438 mm) o.c. with solid wood blocking or noncombustible materials accurately fitted to close furred spaces.
2. Fire block concealed spaces of wood-framed walls and partitions at each floor level, at ceiling line of top story, and at not more than 96 inches (2438 mm) o.c. Where fire blocking is not inherent in framing system used, provide closely fitted solid wood blocks of same width as framing members and 2-inch nominal (38-mm actual) thickness.
3. Fire block concealed spaces between floor sleepers with same material as sleepers to limit concealed spaces to not more than 100 sq. ft. (9.3 sq. m) and to solidly fill space below partitions.
4. Fire block concealed spaces behind combustible cornices and exterior trim at not more than 20 feet (6 m) o.c.

I. Sort and select lumber so that natural characteristics will not interfere with installation or with fastening other materials to lumber. Do not use materials with defects that interfere with function of member or pieces that are too small to use with minimum number of joints or optimum joint arrangement.

J. Comply with AWPA M4 for applying field treatment to cut surfaces of preservative-treated lumber.

1. Use inorganic boron for items that are continuously protected from liquid water.
2. Use copper naphthenate for items not continuously protected from liquid water.

K. Securely attach carpentry work to substrate by anchoring and fastening as indicated, complying with the following:

1. NES NER-272 for power-driven fasteners.
2. Table 2304.9.1, "Fastening Schedule," in ICC's International Building Code.
3. Table R602.3(1), "Fastener Schedule for Structural Members," and Table R602.3(2), "Alternate Attachments," in ICC's International Residential Code for One- and Two-Family Dwellings.

L. Use steel common nails unless otherwise indicated. Select fasteners of size that will not fully penetrate members where opposite side will be exposed to view or will receive finish materials. Make tight connections between members. Install fasteners without splitting wood. Drive nails snug but do not countersink nail heads unless otherwise indicated.

3.2 WOOD GROUND, BLOCKING, AND NAILER INSTALLATION

A. Install where indicated and where required for screeding or attaching other work. Form to shapes indicated and cut as required for true line and level of attached work. Coordinate locations with other work involved.

B. Attach items to substrates to support applied loading. Recess bolts and nuts flush with surfaces unless otherwise indicated.

C. Provide permanent grounds of dressed, pressure-preservative-treated, key-beveled lumber not less than 1-1/2 inches (38 mm) wide and of thickness required to bring face of ground to exact thickness of finish material. Remove temporary grounds when no longer required.

3.3 WOOD FURRING INSTALLATION

A. Install level and plumb with closure strips at edges and openings. Shim with wood as required for tolerance of finish work.

B. Furring to Receive Plywood or Hardboard Paneling: Install 1-by-3-inch nominal-size (19-by-63-mm actual-size) furring horizontally and vertically at 24 inches (610 mm) o.c.

C. Furring to Receive Gypsum Board: Install 1-by-2-inch nominal-size (19-by-38-mm actual-size) furring vertically at 16 inches (406 mm) o.c.

3.4 WOOD STRUCTURAL PANEL INSTALLATION

A. General: Comply with applicable recommendations in APA Form No. E30, "Engineered Wood Construction Guide," for types of structural-use panels and applications indicated.

B. Fastening Methods: Fasten panels as indicated below:

1. Subflooring:

   a. Screw to wood framing. Apply a continuous bead of glue to framing members.
   b. Space panels 1/8 inch (3 mm) apart at edges and ends.

2. Wall Sheathing:

   a. Screw to wood framing.
   b. Screw to cold-formed metal framing.
   c. Space panels 1/8 inch (3 mm) apart at edges and ends.

3. Underlayment:

   a. Screw to subflooring.
   b. Space panels 1/32 inch (0.8 mm) apart at edges and ends.
   c. Fill and sand edge joints of underlayment receiving resilient flooring immediately before installing flooring.

END OF SECTION 061600

3.5 PROTECTION

A. Protect wood that has been treated with inorganic boron (SBX) from weather. If, despite protection, inorganic boron-treated wood becomes wet, apply EPA-registered borate treatment. Apply borate solution by spraying to comply with EPA-registered label.

B. Protect miscellaneous rough carpentry from weather. If, despite protection, miscellaneous rough carpentry becomes wet, apply EPA-registered borate treatment. Apply borate solution by spraying to comply with EPA-registered label.

END OF SECTION 061000

DIVISION 7

THERMAL AND MOISTURE PROTECTION

SECTION 071113 - BITUMINOUS DAMPPROOFING

PART 1 - GENERAL

1.1 SUMMARY

A. Section includes cold-applied, [emulsified-]asphalt dampproofing.

1.2 ACTION SUBMITTALS

A. Product Data: For each type of product.

PART 2 - PRODUCTS

2.1 MATERIALS, GENERAL

A. VOC Content: Products shall comply with VOC content limits of authorities having jurisdiction unless otherwise required.

2.2 COLD-APPLIED, EMULSIFIED-ASPHALT DAMPPROOFING

A. Manufacturers: Subject to compliance with requirements, provide products by one of the following:

1. ChemRex, Inc.; Sonneborn Building Products Div.
2. Karnak Chemical Corporation.
3. Koppers Industries, Inc.
4. Meadows: W.R. Meadows, Inc.

B. Trowel Coats: ASTM D 1227, Type II, Class 1.

C. Fibered Brush and Spray Coats: ASTM D 1227, Type II, Class 1.

D. Brush and Spray Coats: ASTM D 1227, Type III, Class 1.

E. VOC Content: [30 g/L or less].

F. Low-Emitting Materials: Dampproofing shall comply with the testing and product requirements of the California Department of Health Services' "Standard Practice for the Testing of Volatile Organic Emissions from Various Sources Using Small-Scale Environmental Chambers."

2.3 AUXILIARY MATERIALS

A. General: Furnish auxiliary materials recommended in writing by dampproofing manufacturer for intended use and compatible with bituminous dampproofing.

B. Emulsified-Asphalt Primer: ASTM D 1227, Type III, Class 1, except diluted with water as recommended in writing by manufacturer.

1. Primer shall comply with the testing and product requirements of the California Department of Health Services' "Standard Practice for the Testing of Volatile Organic Emissions from Various Sources Using Small-Scale Environmental Chambers."

C. Asphalt-Coated Glass Fabric: ASTM D 1668, Type I.

D. Protection Course: Extruded-polystyrene board insulation, unfaced, ASTM C 578, Type X, 1/2 inch (13 mm) thick.

E. Protection Course: Smooth-surfaced roll roofing complying with ASTM D 6380, Class S, Type III.

PART 3 - EXECUTION

3.1 APPLICATION, GENERAL

A. Comply with manufacturer's written instructions for substrate preparation, dampproofing application, cure time between coats, and drying time before backfilling unless more stringent requirements are indicated.

1. Apply dampproofing to provide continuous plane of protection.
2. Apply additional coats if recommended in writing by manufacturer or to achieve a smooth surface and uninterrupted coverage.

B. Where dampproofing footings and foundation walls, apply from finished-grade line to top of footing; extend over top of footing and down a minimum of 6 inches (150 mm) over outside face of footing.

1. Extend dampproofing 12 inches (300 mm) onto intersecting walls and footings, but do not extend onto surfaces exposed to view when Project is completed.
2. Install flashings and corner protection stripping at internal and external corners, changes in plane, construction joints, cracks, and where shown as "reinforced," by embedding an 8-inch- (200-mm-) wide strip of asphalt-coated glass fabric in a heavy coat of dampproofing. Dampproofing coat for embedding fabric is in addition to other coats required.

C. Where dampproofing exterior face of inner wythe of exterior masonry cavity walls, lap dampproofing at least 1/4 inch (6 mm) onto flashing, masonry reinforcement, veneer ties, and other items that penetrate inner wythe.

1. Extend dampproofing over outer face of structural members and concrete slabs that interrupt inner wythe.
2. Lap dampproofing at least 1/4 inch (6 mm) onto shelf angles supporting veneer.

D. Where dampproofing interior face of above-grade, exterior [concrete] [and] [masonry] [single-wythe masonry] walls, continue dampproofing through intersecting walls by keeping vertical mortar joints at intersection temporarily open or by dampproofing wall before constructing intersecting walls.

3.2 -ASPHALT DAMPPROOFING

A. Concrete Foundations[and Parged Masonry Foundation Walls]: Apply two brush or spray coats at not less than 1.5 gal./100 sq. ft. (0.6 L/sq. m) for first coat and 1 gal./100 sq. ft. (0.4 L/sq. m) for second coat, one fibered brush or spray coat at not less than 3 gal./100 sq. ft. (1.2 L/sq. m), or one trowel coat at not less than 4 gal./100 sq. ft. (1.6 L/sq. m).

B. Unparged Masonry Foundation Walls: Apply primer and two brush or spray coats at not less than 1.5 gal./100 sq. ft. (0.6 L/sq. m) for first coat and 1 gal./100 sq. ft. (0.4 L/sq. m) for second coat, primer and one fibered brush or spray coat at not less than 3 gal./100 sq. ft. (1.2 L/sq. m,) or primer and one trowel coat at not less than 5 gal./100 sq. ft. (2 L/sq. m).

C. Unexposed Face of Concrete Retaining Walls: Apply one brush or spray coat at not less than 1.25 gal./100 sq. ft. (0.5 L/sq. m).

D. Unexposed Face of Masonry Retaining Walls: Apply primer and one brush or spray coat at not less than 1.25 gal./100 sq. ft. (0.5 L/sq. m).

E. Concrete Backup for [Brick Veneer Assemblies]: Apply one brush or spray coat at not less than 1 gal./100 sq. ft. (0.4 L/sq. m).

F. Masonry Backup for [Brick Veneer Assemblies]: Apply primer and one brush or spray coat at not less than 1 gal./100 sq. ft. (0.4 L/sq. m).

G. Exterior Face of Inner Wythe of Cavity Walls: Apply primer and one brush or spray coat at not less than 1 gal./100 sq. ft. (0.4 L/sq. m).

H. Interior Face of Exterior Concrete Walls: Where above grade and indicated to be furred and finished, apply one brush or spray coat at not less than 1 gal./100 sq. ft. (0.4 L/sq. m).

I. Interior Face of [Single-Wythe]Exterior Masonry Walls: Where above grade and indicated to be furred and finished, apply primer and one brush or spray coat at not less than 1 gal./100 sq. ft. (0.4 L/sq. m).

3.3 INSTALLATION OF PROTECTION COURSE

A. Where indicated, install protection course over completed-and-cured dampproofing. Comply with dampproofing-material and protection-course manufacturers' written instructions for attaching protection course.

END OF SECTION 071113

SECTION 072100 - THERMAL INSULATION

PART 1 - GENERAL

1.1 SUMMARY

A. Section Includes:

1. Foam-plastic board insulation.
2. Glass-fiber board insulation.
3. Glass-fiber blanket insulation.

1.2 ACTION SUBMITTALS

A. Product Data: For each type of product indicated.

1.3 INFORMATIONAL SUBMITTALS

A. Product test reports.

B. Research/evaluation reports.

PART 2 - PRODUCTS

2.1 FOAM-PLASTIC BOARD INSULATION

A. Extruded-Polystyrene Board Insulation: ASTM C 578, with maximum flame-spread and smoke-developed indexes of 75 and 450, respectively, per ASTM E 84.

B. Subject to compliance with requirements, provide products by one of the following:

1. Dow Chemical Company (The).
2. Owens Corning.Retain "Fire Propagation Characteristics" Subparagraph below if required. Tested products are not available from all manufacturers for all types of assemblies.
3. Fire Propagation Characteristics: Passes NFPA 285 testing as part of an approved assembly.

2.2 GLASS-FIBER BOARD INSULATION

A. Manufacturers: Subject to compliance with requirements, provide products by one of the following:

1. CertainTeed Corporation.
2. Johns Manville; a Berkshire Hathaway company.

3. Knauf Insulation.
4. Owens Corning.

B. Glass-Fiber Board Insulation: ASTM C 612, Type IA; foil faced, with maximum flame-spread and smoke-developed indexes of 25 and 50, respectively, per ASTM E 84[; passing ASTM E 136 for combustion characteristics].

1. Nominal density of 2.25 lb/cu. ft. (36 kg/cu. m), thermal resistivity of 4.3 deg F x h x sq. ft./Btu x in. at 75 deg F (29.8 K x m/W at 24 deg C).
2. Nominal density of 3 lb/cu. ft. (48 kg/cu. m), thermal resistivity of 4.3 deg F x h x sq. ft./Btu x in. at 75 deg F (29.8 K x m/W at 24 deg C).
3. Nominal density of 4.25 lb/cu. ft. (68 kg/cu. m), thermal resistivity of 4.3 deg F x h x sq. ft./Btu x in. at 75 deg F (29.8 K x m/W at 24 deg C).
4. Nominal density of 6 lb/cu. ft. (96 kg/cu. m), thermal resistivity of 4.4 deg F x h x sq. ft./Btu x in. at 75 deg F (30.5 K x m/W at 24 deg C).

2.3 GLASS-FIBER BLANKET INSULATION / SOUND ATTENUATION

A. Manufacturers: Subject to compliance with requirements, available manufacturers offering products that may be incorporated into the Work include, but are not limited to the following:

1. CertainTeed Corporation.
2. Knauf Insulation.
3. Owens Corning.

B. Kraft-Faced, Glass-Fiber Blanket Insulation: ASTM C 665, Type II (non-reflective faced), Class C (faced surface not rated for flame propagation); Category 1 (membrane is a vapor barrier).

C. Unfaced, Glass-Fiber Blanket Insulation: ASTM C 665, Type I; with maximum flame-spread and smoke-developed indexes of 25 and 50, respectively, per ASTM E 84; passing ASTM E 136 for combustion characteristics.

1. Fire Propagation Characteristics: Passes NFPA 285 testing as part of an approved assembly.

D. Foil-Faced, Glass-Fiber Blanket Insulation: ASTM C 665, Type III (reflective faced), Class B (faced surface with a flame-propagation resistance of 0.12 W/sq. cm); Category 1 (membrane is a vapor barrier), faced with foil scrim, foil-scrim kraft, or foil-scrim polyethylene.

E. Eave Ventilation Troughs: Preformed, rigid fiberboard or plastic sheets designed and sized to fit between roof framing members and to provide cross ventilation between insulated attic spaces and vented eaves.

PART 3 - EXECUTION

3.1 INSTALLATION, GENERAL

A. Comply with insulation manufacturer's written instructions applicable to products and applications indicated.

B. Install insulation that is undamaged, dry, and unsoiled and that has not been left exposed to ice, rain, or snow at any time.

C. Extend insulation to envelop entire area to be insulated. Cut and fit tightly around obstructions and fill voids with insulation. Remove projections that interfere with placement.

D. Provide sizes to fit applications indicated and selected from manufacturer's standard thicknesses, widths, and lengths. Apply single layer of insulation units to produce thickness indicated unless multiple layers are otherwise shown or required to make up total thickness.

3.2 INSTALLATION OF CAVITY-WALL INSULATION

A. Foam-Plastic Board Insulation: Install pads of adhesive spaced approximately 24 inches (610 mm) o.c. both ways on inside face, and as recommended by manufacturer. Fit courses of insulation between wall ties and other obstructions, with edges butted tightly in both directions. Press units firmly against inside substrates.

1. Supplement adhesive attachment of insulation by securing boards with two-piece wall ties designed for this purpose and specified in Section 042000 "Unit Masonry."

3.3 INSTALLATION OF INSULATION FOR FRAMED CONSTRUCTION

A. Apply insulation units to substrates by method indicated, complying with manufacturer's written instructions. If no specific method is indicated, bond units to substrate with adhesive or use mechanical anchorage to provide permanent placement and support of units.

B. Foam-Plastic Board Insulation: Seal joints between units by applying adhesive, mastic, or sealant to edges of each unit to form a tight seal as units are shoved into place. Fill voids in completed installation with adhesive, mastic, or sealant as recommended by insulation manufacturer.

C. Glass-Fiber or Mineral-Wool Blanket Insulation: Install in cavities formed by framing members according to the following requirements:

1. Use insulation widths and lengths that fill the cavities formed by framing members. If more than one length is required to fill the cavities, provide lengths that will produce a snug fit between ends.
2. Place insulation in cavities formed by framing members to produce a friction fit between edges of insulation and adjoining framing members.
3. Maintain 3-inch (76-mm) clearance of insulation around recessed lighting fixtures not rated for or protected from contact with insulation.
4. Install eave ventilation troughs between roof framing members in insulated attic spaces at vented eaves.
5. For metal-framed wall cavities where cavity heights exceed 96 inches (2438 mm), support unfaced blankets mechanically and support faced blankets by taping flanges of insulation to flanges of metal studs.
   a. With faced blankets having stapling flanges, lap blanket flange over flange of adjacent blanket to maintain continuity of vapor retarder once finish material is installed over it.

D. Miscellaneous Voids: Install insulation in miscellaneous voids and cavity spaces where required to prevent gaps in insulation using the following materials:

1. Loose-Fill Insulation: Compact to approximately 40 percent of normal maximum volume equaling a density of approximately 2.5 lb/cu. ft. (40 kg/cu. m).
2. Spray Polyurethane Insulation: Apply according to manufacturer's written instructions.

3.4 INSTALLATION OF INSULATION FOR CONCRETE SUBSTRATES

A. Install board insulation on concrete substrates by adhesively attached, spindle-type insulation anchors as follows:

1. Fasten insulation anchors to concrete substrates with insulation anchor adhesive according to anchor manufacturer's written instructions. Space anchors according to insulation manufacturer's written instructions for insulation type, thickness, and application indicated.
2. Apply insulation standoffs to each spindle to create cavity width indicated between concrete substrate and insulation.
3. After adhesive has dried, install board insulation by pressing insulation into position over spindles and securing it tightly in place with insulation-retaining washers, taking care not to compress insulation below indicated thickness.
4. Where insulation will not be covered by other building materials, apply capped washers to tips of spindles.

END OF SECTION 072100

SECTION 076200 - SHEET METAL FLASHING AND TRIM

PART 1 - GENERAL

1.1 SUMMARY

A. Section Includes:

1. Manufactured reglets with counterflashing.
2. Formed roof-drainage sheet metal fabrications.
3. Formed low-slope roof sheet metal fabrications.
4. Formed steep-slope roof sheet metal fabrications.
5. Formed wall sheet metal fabrications.

1.2 PREINSTALLATION MEETINGS

A. Preinstallation Conference: Conduct conference at Project site.

1.3 ACTION SUBMITTALS

A. Product Data: For each type of product.

B. Shop Drawings: For sheet metal flashing and trim.

1. Include plans, elevations, sections, and attachment details.
2. Distinguish between shop- and field-assembled work.
3. Include identification of finish for each item.
4. Include pattern of seams and details of termination points, expansion joints and expansion-joint covers, direction of expansion, roof-penetration flashing, and connections to adjoining work.

C. Samples: For each exposed product and for each color and texture specified.

1.4 INFORMATIONAL SUBMITTALS

A. Product certificates.

B. Product test reports.

C. Sample warranty.

1.5 CLOSEOUT SUBMITTALS

A. Maintenance data.

1.6 QUALITY ASSURANCE

A. Fabricator Qualifications: Employs skilled workers who custom fabricate sheet metal flashing and trim similar to that required for this Project and whose products have a record of successful in-service performance.

1. For copings and roof edge flashings that are SPRI ES-1 tested, shop shall be listed as able to fabricate required details as tested and approved.

B. Mockups: Build mockups to verify selections made under Sample submittals to demonstrate aesthetic effects and to set quality standards for fabrication and installation.

1. Build mockup of typical roof edge eave, including fascia, fascia trim, apron flashing, approximately 10 feet (3.0 m) long.

1.7 WARRANTY

A. Special Warranty on Finishes: Manufacturer agrees to repair finish or replace sheet metal flashing and trim that shows evidence of deterioration of factory-applied finishes within specified warranty period.

1. Finish Warranty Period: 20 years from date of Substantial Completion.

PART 2 - PRODUCTS

2.1 PRODUCT REQUIREMENTS

A. General: Sheet metal flashing and trim assemblies shall withstand wind loads, structural movement, thermally induced movement, and exposure to weather without failure due to defective manufacture, fabrication, installation, or other defects in construction. Completed sheet metal flashing and trim shall not rattle, leak, or loosen, and shall remain watertight.

B. Sheet Metal Standard for Flashing and Trim: Comply with NRCA's "The NRCA Roofing Manual" and SMACNA's "Architectural Sheet Metal Manual" requirements for dimensions and profiles shown unless more stringent requirements are indicated.

C. Sheet Metal Standard for Copper: Comply with CDA's "Copper in Architecture Handbook." Conform to dimensions and profiles shown unless more stringent requirements are indicated.

D. SPRI Wind Design Standard: Manufacture and install copings roof edge flashings tested according to SPRI ES-1 and capable of resisting the following design pressure:

1. Design Pressure: As indicated on Drawings.

E. Thermal Movements: Allow for thermal movements from ambient and surface temperature changes.

1. Temperature Change: 120 deg F (67 deg C), ambient; 180 deg F (100 deg C), material surfaces.

2.2 SHEET METALS

A. General: Protect mechanical and other finishes on exposed surfaces from damage by applying strippable, temporary protective film before shipping.

1. Color: As selected by Architect from manufacturer's full range.

B. Metallic-Coated Steel Sheet: Provide zinc-coated (galvanized) steel sheet according to ASTM A 653/A 653M, G90 (Z275) coating designation or coating designation, Grade 40 (Grade 275); prepainted by coil-coating process to comply with ASTM A 755/A 755M.

1. Surface: Manufacturer's standard clear acrylic coating on both sides.
2. Exposed Coil-Coated Finish:

a. Two-Coat Fluoropolymer: AAMA 621. Fluoropolymer finish containing not less than 70 percent PVDF resin by weight in color coat. Prepare, pretreat, and apply coating to exposed metal surfaces to comply with coating and resin manufacturers' written instructions.

3. Color: As selected by Architect from manufacturer's full range.

2.3 UNDERLAYMENT MATERIALS

A. Felt: ASTM D 226/D 226M, Type II (No. 30), asphalt-saturated organic felt; nonperforated.

B. Synthetic Underlayment: Laminated or reinforced, woven polyethylene or polypropylene, synthetic roofing underlayment; bitumen free; slip resistant; suitable for high temperatures over 220 deg F (111 deg C); and complying with physical requirements of ASTM D 226/D 226M for Type I and Type II felts.

1. Manufacturers: Subject to compliance with requirements, provide products by one of the following:

a. Atlas Roofing Corporation.
b. Engineered Coated Products.
c. Kirsch Building Products, LLC.
d. SDP Advanced Polymer Products Inc.
e. Or Equal

C. Self-Adhering, High-Temperature Sheet: Minimum 30 mils (0.76 mm) thick, consisting of a slip-resistant polyethylene- or polypropylene-film top surface laminated to a layer of butyl- or SBS-modified asphalt adhesive, with release-paper backing; specifically designed to withstand high metal temperatures beneath metal roofing. Provide primer according to written recommendations of underlayment manufacturer.

1. Manufacturers: Subject to compliance with requirements, provide products by one of the following:

a. Carlisle Coatings & Waterproofing Inc.
b. Grace Construction Products; W.R. Grace & Co. -- Conn.
c. Owens Corning.
d. Or Equal

2. Thermal Stability: ASTM D 1970; stable after testing at 240 deg F (116 deg C) or higher.

3. Low-Temperature Flexibility: ASTM D 1970; passes after testing at minus 20 deg F (29 deg C) or lower.

D. Slip Sheet: Rosin-sized building paper, 3 lb/100 sq. ft. (0.16 kg/sq. m)minimum.

2.4 MISCELLANEOUS MATERIALS

A. General: Provide materials and types of fasteners, solder, protective coatings, sealants, and other miscellaneous items as required for complete sheet metal flashing and trim installation and as recommended by manufacturer of primary sheet metal unless otherwise indicated.

B. Fasteners: Wood screws, annular threaded nails, self-tapping screws, self-locking rivets and bolts, and other suitable fasteners designed to withstand design loads and recommended by manufacturer of primary sheet metal.

1. General: Blind fasteners or self-drilling screws, gasketed, with hex-washer head.

a. Exposed Fasteners: Heads matching color of sheet metal using plastic caps or factory-applied coating. Provide metal-backed EPDM or PVC sealing washers under heads of exposed fasteners bearing on weather side of metal.
b. Blind Fasteners: High-strength aluminum or stainless-steel rivets suitable for metal being fastened.
c. Spikes and Ferrules: Same material as gutter; with spike with ferrule matching internal gutter width.

2. Fasteners for Copper Sheet: Copper, hardware bronze or passivated Series 300 stainless steel.
3. Fasteners for Aluminum Sheet: Aluminum or Series 300 stainless steel.
4. Fasteners for Stainless-Steel Sheet: Series 300 stainless steel.
5. Fasteners for Zinc-Coated (Galvanized) Steel Sheet: Series 300 stainless steel or hot-dip galvanized steel according to ASTM A 153/A 153M or ASTM F 2329.

C. Solder:

1. For Zinc-Coated (Galvanized) Steel: ASTM B 32, Grade Sn50, 50 percent tin and 50 percent lead or Grade Sn60, 60 percent tin and 40 percent lead with maximum lead content of 0.2 percent.

D. Sealant Tape: Pressure-sensitive, 100 percent solids, polyisobutylene compound sealant tape with release-paper backing. Provide permanently elastic, nonsag, nontoxic, nonstaining tape 1/2 inch (13 mm) wide and 1/8 inch (3 mm) thick.

E. Elastomeric Sealant: ASTM C 920, elastomeric polyurethane polymer sealant; of type, grade, class, and use classifications required to seal joints in sheet metal flashing and trim and remain watertight.

F. Butyl Sealant: ASTM C 1311, single-component, solvent-release butyl rubber sealant; polyisobutylene plasticized; heavy bodied for hooked-type expansion joints with limited movement.

G. Epoxy Seam Sealer: Two-part, noncorrosive, aluminum seam-cementing compound, recommended by aluminum manufacturer for exterior nonmoving joints, including riveted joints.

H. Bituminous Coating: Cold-applied asphalt emulsion according to ASTM D 1187.

I. Asphalt Roofing Cement: ASTM D 4586, asbestos free, of consistency required for application.

2.5 MANUFACTURED REGLETS

A. Reglets: Units of type, material, and profile required, formed to provide secure interlocking of separate reglet and counterflashing pieces, and compatible with flashing indicated [with factory-mitered and -welded corners and junctions] [and] [with interlocking counterflashing on exterior face, of same metal as reglet].

1. Manufacturers: Subject to compliance with requirements, provide products by the following:

   a. Fry Reglet Corporation.

   b. Or Equal

2. Material: Galvanized steel, 0.024 inch (0.60 mm) thick.
3. Finish: As selected by Architect from Manufacturer's full range.

2.6 FABRICATION, GENERAL

A. General: Custom fabricate sheet metal flashing and trim to comply with details shown and recommendations in cited sheet metal standard that apply to design, dimensions, geometry, metal thickness, and other characteristics of item required. Fabricate sheet metal flashing and trim in shop to greatest extent possible.

1. Obtain field measurements for accurate fit before shop fabrication.
2. Form sheet metal flashing and trim to fit substrates without excessive oil canning, buckling, and tool marks; true to line, levels, and slopes; and with exposed edges folded back to form hems.
3. Conceal fasteners and expansion provisions where possible. Do not use exposed fasteners on faces exposed to view.

B. Expansion Provisions: Form metal for thermal expansion of exposed flashing and trim.

1. Form expansion joints of intermeshing hooked flanges, not less than 1 inch (25 mm) deep, filled with butyl sealant concealed within joints.
2. Use lapped expansion joints only where indicated on Drawings.

C. Sealant Joints: Where movable, nonexpansion-type joints are required, form metal to provide for proper installation of elastomeric sealant according to cited sheet metal standard.

D. Fabricate cleats and attachment devices from same material as accessory being anchored or from compatible, noncorrosive metal.

E. Fabricate cleats and attachment devices of sizes as recommended by cited sheet metal standard for application, but not less than thickness of metal being secured.

F. Seams: Fabricate nonmoving seams with flat-lock seams. Tin edges to be seamed, form seams, and solder.

G. Seams: Fabricate nonmoving seams with flat-lock seams. Form seams and seal with elastomeric sealant unless otherwise recommended by sealant manufacturer for intended use. Rivet joints where necessary for strength.

H. Seams for Aluminum: Fabricate nonmoving seams with flat-lock seams. Form seams and seal with epoxy seam sealer. Rivet joints where necessary for strength.

2.7 ROOF-DRAINAGE SHEET METAL FABRICATIONS

A. Hanging Gutters: Fabricate to cross section required, complete with end pieces, outlet tubes, and other accessories as required. Fabricate in minimum 96-inch- (2400-mm-) long sections. Furnish flat-stock gutter brackets and gutter spacers and straps fabricated from same metal as gutters, of size recommended by cited sheet metal standard but with thickness not less than twice the gutter thickness. Fabricate expansion joints, expansion-joint covers, and gutter accessories from same metal as gutters. Shop fabricate interior and exterior corners.

1. Accessories: Valley baffles.

B. Built-in Gutters: Fabricate to cross section required, with riveted and soldered joints, complete with end pieces, outlet tubes, and other special accessories as required. Fabricate in minimum 96-inch- (2400-mm-) long sections. Fabricate expansion joints and accessories from same metal as gutters unless otherwise indicated.

1. Fabricate from the Following Materials:

a. Galvanized Steel: 0.028 inch (0.71 mm) thick

C. Downspouts: Fabricate rectangular downspouts to dimensions indicated, complete with mitered elbows. Furnish with metal hangers from same material as downspouts and anchors. Shop fabricate elbows.

1. Hanger Style:
2. Fabricate from the following materials:

a. Galvanized Steel: 0.022 inch (0.56 mm) thick.

D. Parapet Scuppers: Fabricate scuppers to dimensions required, with closure flange trim to exterior, 4-inch- (100-mm-) wide wall flanges to interior, and base extending 4 inches (100 mm) beyond cant or tapered strip into field of roof. Fabricate from the following materials:

1. Galvanized Steel: 0.028 inch (0.71 mm) thick.

E. Conductor Heads: Fabricate conductor heads with flanged back and stiffened top edge and of dimensions and shape required, complete with outlet tubes. Fabricate from the following materials:

1. Galvanized Steel: 0.028 inch (0.71 mm) thick.

F. Splash Pans: Fabricate to dimensions and shape required and from the following materials:

1. Galvanized Steel: 0.028 inch (0.71 mm) thick.

2.8 LOW-SLOPE ROOF SHEET METAL FABRICATIONS

A. Roof Edge Flashing (Gravel Stop) and Fascia Cap: Fabricate in minimum 96-inch- (2400-mm-) long, but not exceeding 12-foot- (3.6-m-) long sections. Furnish with 6-inch- (150-mm-) wide, joint cover plates.[Shop fabricate interior and exterior corners.

B. Fabricate from the Following Materials: Retain material and thickness of roof edge components that suit wind performance and testing requirements if any.

a. Galvanized Steel: 0.028 inch (0.71 mm) thick.

C. Copings: Fabricate in minimum 96-inch- (2400-mm-) long, but not exceeding 12-foot- (3.6-m-) long, sections. Fabricate joint plates of same thickness as copings. Furnish with continuous cleats to support edge of external leg and interior leg. Miter corners, fasten and seal solder or weld watertight. Shop fabricate interior and exterior corners.

1. Fabricate from the Following Materials:

a. Galvanized Steel: 0.040 inch (1.02 mm) thick.

D. Base Flashing: Shop fabricate interior and exterior corners. Fabricate from the following materials:

1. Galvanized Steel: 0.028 inch (0.71 mm) thick.

E. Counterflashing and Flashing Receivers: Fabricate from the following materials:

1. Galvanized Steel: 0.022 inch (0.56 mm) thick.

F. Roof-Penetration Flashing: Fabricate from the following materials:

1. Galvanized Steel: 0.028 inch (0.71 mm) thick.

G. Roof-Drain Flashing: Fabricate from the following materials:

1. Galvanized Steel: 0.028 inch (0.71 mm) thick..

2.9 STEEP-SLOPE ROOF SHEET METAL FABRICATIONS

A. Apron, Step, Cricket, and Backer Flashing: Fabricate from the following materials:

1. Galvanized Steel: 0.022 inch (0.56 mm) thick.
.

B. Valley Flashing: Fabricate from the following materials:

1. Galvanized Steel: 0.028 inch (0.71 mm) thick.

C. Drip Edges: Fabricate from the following materials:

1. Galvanized Steel: 0.022 inch (0.56 mm) thick.

D. Eave, Rake, Ridge, and Hip Flashing: Fabricate from the following materials:

1. Galvanized Steel: 0.022 inch (0.56 mm) thick.

2.10 WALL SHEET METAL FABRICATIONS

A. Through-Wall Flashing: Fabricate continuous flashings in minimum 96-inch- (2400-mm-) long, but not exceeding 12-foot- (3.6-m-) long, sections, under copings, and at shelf angles. Fabricate discontinuous lintel, sill, and similar flashings to extend 6 inches (150 mm) beyond each side of wall openings; and form with 2-inch- (50-mm-) high, end dams. Fabricate from the following materials:

1. Copper: 16 oz./sq. ft. (0.55 mm thick) weight (thickness).

B. Opening Flashings in Frame Construction: Fabricate head, sill, jamb, and similar flashings to extend 4 inches (100 mm) beyond wall openings. Form head and sill flashing with 2-inch- (50-mm-) high, end dams. Fabricate from the following materials:

1. Galvanized Steel: 0.022 inch (0.56 mm) thick.

C. Wall Expansion-Joint Cover: Fabricate from the following materials:
1. Galvanized Steel: 0.028 inch (0.71 mm) thick.

PART 3 - EXECUTION

3.1 UNDERLAYMENT INSTALLATION

A. Felt Underlayment: Install felt underlayment, wrinkle free, using adhesive to minimize use of mechanical fasteners under sheet metal flashing and trim. Apply in shingle fashion to shed water, with lapped joints of not less than 2 inches (50 mm).

B. Synthetic Underlayment: Install synthetic underlayment, wrinkle free, according to manufacturers' written instructions, and using adhesive where possible to minimize use of mechanical fasteners under sheet metal.

C. Self-Adhering Sheet Underlayment: Install self-adhering sheet underlayment, wrinkle free. Prime substrate if recommended by underlayment manufacturer. Comply with temperature restrictions of underlayment manufacturer for installation; use primer for installing underlayment at low temperatures. Apply in shingle fashion to shed water, with end laps of not less than 6 inches (150 mm) staggered 24 inches (600 mm) between courses. Overlap side edges not less than 3-1/2 inches (90 mm). Roll laps and edges with roller. Cover underlayment within 14 days.

3.2 INSTALLATION, GENERAL

A. General: Anchor sheet metal flashing and trim and other components of the Work securely in place, with provisions for thermal and structural movement. Use fasteners, solder, protective coatings, separators, sealants, and other miscellaneous items as required to complete sheet metal flashing and trim system.

1. Install sheet metal flashing and trim true to line, levels, and slopes. Provide uniform, neat seams with minimum exposure of solder, welds, and sealant.
2. Install sheet metal flashing and trim to fit substrates and to result in watertight performance. Verify shapes and dimensions of surfaces to be covered before fabricating sheet metal.
3. Space cleats not more than 12 inches (300 mm) apart. Attach each cleat with at least two fasteners. Bend tabs over fasteners.
4. Install exposed sheet metal flashing and trim with limited oil canning, and free of buckling and tool marks.
5. Torch cutting of sheet metal flashing and trim is not permitted.

B. Metal Protection: Where dissimilar metals contact each other, or where metal contacts pressure-treated wood or other corrosive substrates, protect against galvanic action or corrosion by painting contact surfaces with bituminous coating or by other permanent separation as recommended by sheet metal manufacturer or cited sheet metal standard.

1. Coat concealed side of uncoated-aluminum and sheet metal flashing and trim with bituminous coating where flashing and trim contact wood, ferrous metal, or cementitious construction.
2. Underlayment: Where installing sheet metal flashing and trim directly on cementitious or wood substrates, install underlayment and cover with slip sheet.

C. Expansion Provisions: Provide for thermal expansion of exposed flashing and trim. Space movement joints at maximum of 10 feet (3 m) with no joints within 24 inches (600 mm) of corner or intersection.

1. Form expansion joints of intermeshing hooked flanges, not less than 1 inch (25 mm) deep, filled with sealant concealed within joints.
2. Use lapped expansion joints only where indicated on Drawings.

D. Fasteners: Use fastener sizes that penetrate substrate not less than recommended by fastener manufacturer to achieve maximum pull-out resistance.

E. Conceal fasteners and expansion provisions where possible in exposed work and locate to minimize possibility of leakage. Cover and seal fasteners and anchors as required for a tight installation.

F. Seal joints as required for watertight construction. Prepare joints and apply sealants to comply with requirements in Section 079200 "Joint Sealants."

G. Soldered Joints: Clean surfaces to be soldered, removing oils and foreign matter. Pre-tin edges of sheets with solder to width of 1-1/2 inches (38 mm); however, reduce pre-tinning where pre-tinned surface would show in completed Work.

1. Do not solder metallic-coated steel sheet.
2. Do not use torches for soldering.
3. Heat surfaces to receive solder, and flow solder into joint. Fill joint completely. Completely remove flux and spatter from exposed surfaces.

4. Stainless-Steel Soldering: Tin edges of uncoated sheets, using solder for stainless steel and acid flux. Promptly remove acid flux residue from metal after tinning and soldering. Comply with solder manufacturer's recommended methods for cleaning and neutralization.
5. Copper Soldering: Tin edges of uncoated sheets, using solder for copper.

H. Rivets: Rivet joints in uncoated aluminum where necessary for strength.

3.3 ROOF-DRAINAGE SYSTEM INSTALLATION

A. General: Install sheet metal roof-drainage items to produce complete roof-drainage system according to cited sheet metal standard unless otherwise indicated. Coordinate installation of roof perimeter flashing with installation of roof-drainage system.

B. Hanging Gutters: Join sections with riveted and soldered joint. Provide for thermal expansion. Attach gutters at eave or fascia to firmly anchor them in position. Provide end closures and seal watertight with sealant. Slope to downspouts.

1. Install gutter with expansion joints at locations indicated, but not exceeding, 50 feet (15.24 m) apart. Install expansion-joint caps.

C. Built-in Gutters: Join sections with riveted and soldered joints or joints sealed with sealant. Provide for thermal expansion. Slope to downspouts. Provide end closures and seal watertight with sealant.

1. Install underlayment layer in built-in gutter trough and extend to drip edge at eaves and under underlayment on roof sheathing. Lap sides minimum of 2 inches (50 mm) over underlying course. Lap ends minimum of 4 inches (100 mm). Stagger end laps between succeeding courses at least 72 inches (1830 mm). Fasten with roofing nails. Install slip sheet over underlayment.
2. Install gutter with expansion joints at locations indicated, but not exceeding, 50 feet (15.24 m) apart. Install expansion-joint caps.

D. Downspouts: Join sections with 1-1/2-inch (38-mm) telescoping joints. Provide hangers with fasteners designed to hold downspouts securely to walls. Locate hangers at top and bottom and at approximately 60 inches (1500 mm) o.c.

E. Splash Pans: Install where downspouts discharge on low-slope roofs. Set in asphalt roofing cement or elastomeric sealant compatible with the substrate.

F. Expansion-Joint Covers: Install expansion-joint covers at locations and of configuration indicated. Lap joints minimum of 4 inches (100 mm) in direction of water flow.

3.4 ROOF FLASHING INSTALLATION

A. General: Install sheet metal flashing and trim to comply with performance requirements, sheet metal manufacturer's written installation instructions, and cited sheet metal standard. Provide concealed fasteners where possible, and set units true to line, levels, and slopes. Install work with laps, joints, and seams that are permanently watertight and weather resistant.

B. Roof Edge Flashing: Anchor to resist uplift and outward forces according to recommendations in cited sheet metal standard unless otherwise indicated. Interlock bottom edge of roof edge flashing with continuous cleat anchored to substrate.

C. Copings: Anchor to resist uplift and outward forces according to recommendations in cited sheet metal standard unless otherwise indicated.

D. Pipe or Post Counterflashing: Install counterflashing umbrella with close-fitting collar with top edge flared for elastomeric sealant, extending minimum of 4 inches (100 mm) over base flashing. Install stainless-steel draw band and tighten.

E. Counterflashing: Coordinate installation of counterflashing with installation of base flashing. Insert counterflashing in reglets or receivers and fit tightly to base flashing. Extend counterflashing 4 inches (100 mm) over base flashing. Lap counterflashing joints minimum of 4 inches (100 mm).

F. Roof-Penetration Flashing: Coordinate installation of roof-penetration flashing with installation of roofing and other items penetrating roof. Seal with elastomeric sealant and clamp flashing to pipes that penetrate roof.

3.5 WALL FLASHING INSTALLATION

A. General: Install sheet metal wall flashing to intercept and exclude penetrating moisture according to cited sheet metal standard unless otherwise indicated. Coordinate installation of wall flashing with installation of wall-opening components such as windows, doors, and louvers.

B. Through-Wall Flashing: Installation of through-wall flashing is specified in Section 042000 "Unit Masonry."

C. Reglets: Installation of reglets is specified in Section 033000 "Cast-in-Place Concrete." Section 042000 "Unit Masonry."

D. Opening Flashings in Frame Construction: Install continuous head, sill, jamb, and similar flashings to extend 4 inches (100 mm) beyond wall openings.

3.6 CLEANING AND PROTECTION

A. Clean exposed metal surfaces of substances that interfere with uniform oxidation and weathering.

B. Clean and neutralize flux materials. Clean off excess solder.

C. Clean off excess sealants.

D. Remove temporary protective coverings and strippable films as sheet metal flashing and trim are installed unless otherwise indicated in manufacturer's written installation instructions.

END OF SECTION 076200

SECTION 078443 - JOINT FIRESTOPPING

PART 1 - GENERAL

1.1 SUMMARY

A. Section Includes:

1. Joints in or between fire-resistance-rated constructions.
2. Joints at exterior curtain-wall/floor intersections.
3. Joints in smoke barriers.

1.2 PREINSTALLATION MEETINGS

A. Preinstallation Conference: Conduct conference at [Project site].

1.3 ACTION SUBMITTALS

A. Product Data: For each type of product.

B. Product Schedule: For each joint firestopping system. Include location, illustration of firestopping system, and design designation of qualified testing agency.

1. Engineering Judgments: Where Project conditions require modification to a qualified testing agency's illustration for a particular joint firestopping system condition, submit illustration, with modifications marked, approved by joint firestopping system manufacturer's fire-protection engineer as an engineering judgment or equivalent fire-resistance-rated assembly.

1.4 INFORMATIONAL SUBMITTALS

A. Product test reports.

1.5 CLOSEOUT SUBMITTALS

A. Installer Certificates: From Installer indicating that joint firestopping systems have been installed in compliance with requirements and manufacturer's written instructions.

1.6 QUALITY ASSURANCE

A. Installer Qualifications: A firm that has been approved by FM Global according to FM Global 4991, "Approval of Firestop Contractors," or been evaluated by UL and found to comply with UL's "Qualified Firestop Contractor Program Requirements."

PART 2 - PRODUCTS

2.1 PERFORMANCE REQUIREMENTS

A. Fire-Test-Response Characteristics:

1. Perform joint firestopping system tests by a qualified testing agency acceptable to authorities having jurisdiction.
2. Test per testing standards referenced in "Joint Firestopping Systems" Article. Provide rated systems complying with the following requirements:

a. Joint firestopping systems shall bear classification marking of a qualified testing agency.

1) UL in its "Fire Resistance Directory."
2) Intertek Group in its "Directory of Listed Building Products."
3) <Insert name of qualified testing agency>.

2.2 JOINT FIRESTOPPING SYSTEMS

A. Joint Firestopping Systems: Systems that resist spread of fire, passage of smoke and other gases, and maintain original fire-resistance rating of assemblies in or between which joint firestopping systems are installed. Joint firestopping systems shall accommodate building movements without impairing their ability to resist the passage of fire and hot gases.

B. Joints in or between Fire-Resistance-Rated Construction: Provide joint firestopping systems with ratings determined per ASTM E 1966 or UL 2079.

1. Manufacturers: Subject to compliance with requirements, provide products by one of the following:

a. 3M Fire Protection Products
b. Tremco, Inc.
c. Blazeframe Industries

2. Fire-Resistance Rating: Equal to or exceeding the fire-resistance rating of the wall, floor, or roof in or between which it is installed.

C. Joints at Exterior Curtain-Wall/Floor Intersections: Provide joint firestopping systems with rating determined per ASTM E 2307.

1. Manufacturers: Subject to compliance with requirements, provide products by one of the following:

a. 3M Fire Protection Products
b. Tremco, Inc.
c. Blazeframe Industries

2. F-Rating: Equal to or exceeding the fire-resistance rating of the floor assembly.

D. Joints in Smoke Barriers: Provide fire-resistive joint systems with ratings determined per UL 2079 based on testing at a positive pressure differential of 0.30-inch wg (74.7 Pa).

1. Manufacturers: Subject to compliance with requirements, provide products by one of the following:

   a. 3M Fire Protection Products
   b. Tremco, Inc.
   c. Blazeframe Industries

2. L-Rating: Not exceeding 5.0 cfm/ft. (0.00775 cu. m/s x m) of joint at both ambient and elevated temperatures.

E. Exposed Joint Firestopping Systems: Flame-spread and smoke-developed indexes of less than 25 and 450, respectively, as determined per ASTM E 84.

F. VOC Content: Fire-resistive joint system sealants shall comply with the following limits for VOC content:

1. Architectural Sealants: 250 g/L.
2. Sealant Primers for Nonporous Substrates: 250 g/L.
3. Sealant Primers for Porous Substrates: 775 g/L.

G. Low-Emitting Materials: Fire-resistive joint system sealants shall comply with the testing and product requirements of the California Department of Public Health's "Standard Method for the Testing and Evaluation of Volatile Organic Chemical Emissions from Indoor Sources Using Environmental Chambers."

H. Accessories: Provide components of fire-resistive joint systems, including primers and forming materials, that are needed to install elastomeric fill materials and to maintain ratings required. Use only components specified by joint firestopping system manufacturer and approved by the qualified testing agency for conditions indicated.

PART 3 - EXECUTION

3.1 INSTALLATION

A. Examine substrates and conditions, with Installer present, for compliance with requirements for joint configurations, substrates, and other conditions affecting performance of the Work.

B. General: Install fire-resistive joint systems to comply with manufacturer's written installation instructions and published drawings for products and applications indicated.

C. Install forming materials and other accessories of types required to support elastomeric fill materials during their application and in position needed to produce cross-sectional shapes and depths required to achieve fire ratings indicated.

1. After installing elastomeric fill materials and allowing them to fully cure, remove combustible forming materials and other accessories not indicated as permanent components of fire-resistive joint system.

D. Install elastomeric fill materials for fire-resistive joint systems by proven techniques to produce the following results:

1. Elastomeric fill voids and cavities formed by joints and forming materials as required to achieve fire-resistance ratings indicated.

2. Apply elastomeric fill materials so they contact and adhere to substrates formed by joints.
3. For elastomeric fill materials that will remain exposed after completing the Work, finish to produce smooth, uniform surfaces that are flush with adjoining finishes.

3.2 IDENTIFICATION

A. Joint Identification: Identify joint firestopping systems with legible metal or plastic labels. Attach labels permanently to surfaces adjacent to and within 6 inches (150 mm) of joint edge so labels are visible to anyone seeking to remove or joint firestopping system. Use mechanical fasteners or self-adhering-type labels with adhesives capable of permanently bonding labels to surfaces on which labels are placed. Include the following information on labels:

1. The words "Warning - Joint Firestopping - Do Not Disturb. Notify Building Management of Any Damage."
2. Contractor's name, address, and phone number.
3. Designation of applicable testing agency.
4. Date of installation.
5. Manufacturer's name.
6. Installer's name.

3.3 FIELD QUALITY CONTROL

A. Inspecting Agency: Owner will engage a qualified testing agency to perform tests and inspections according to ASTM E 2393.

B. Where deficiencies are found or joint firestopping systems are damaged or removed due to testing, repair or replace joint firestopping systems so they comply with requirements.

C. Proceed with enclosing joint firestopping systems with other construction only after inspection reports are issued and installations comply with requirements.

END OF SECTION 078443

SECTION 079200 - JOINT SEALANTS

PART 1 - GENERAL

1.1 SUMMARY

A. Section Includes:

1. Silicone joint sealants.
2. Nonstaining silicone joint sealants.
3. Mildew-resistant joint sealants.
4. Latex joint sealants.

1.2 PREINSTALLATION MEETINGS

A. Preinstallation Conference: Conduct conference at Project site.

1.3 ACTION SUBMITTALS

A. Product Data: For each joint-sealant product.

B. Samples: For each kind and color of joint sealant required.

C. Joint-Sealant Schedule: Include the following information:

1. Joint-sealant application, joint location, and designation.
2. Joint-sealant manufacturer and product name.
3. Joint-sealant formulation.
4. Joint-sealant color.

1.4 INFORMATIONAL SUBMITTALS

A. Product test reports.

B. Preconstruction laboratory test reports.

C. Preconstruction field-adhesion-test reports.

D. Field-adhesion-test reports.

E. Sample warranties.

1.5 QUALITY ASSURANCE

A. Testing Agency Qualifications: Qualified according to ASTM C 1021 to conduct the testing indicated.

1.6 PRECONSTRUCTION TESTING

A. Preconstruction Laboratory Testing: Submit to joint-sealant manufacturers, for testing indicated below, samples of materials that will contact or affect joint sealants.

1. Adhesion Testing: Use ASTM C 794 to determine whether priming and other specific joint preparation techniques are required to obtain rapid, optimum adhesion of joint sealants to joint substrates.
2. Compatibility Testing: Use ASTM C 1087 to determine sealant compatibility when in contact with glazing and gasket materials.
3. Stain Testing: Use ASTM C 1248 to determine stain potential of sealant when in contact with masonry substrates.

B. Preconstruction Field-Adhesion Testing: Before installing sealants, field test their adhesion to Project joint substrates. Test joint sealants according to Method A, Field-Applied Sealant Joint Hand Pull Tab, in Appendix X1.1 in ASTM C 1193 or Method A, Tail Procedure, in ASTM C 1521.

1.7 WARRANTY

A. Special Installer's Warranty: Installer agrees to repair or replace joint sealants that do not comply with performance and other requirements specified in this Section within specified warranty period.

1. Warranty Period: Two years from date of Substantial Completion.

B. Special Manufacturer's Warranty: Manufacturer agrees to furnish joint sealants to repair or replace those joint sealants that do not comply with performance and other requirements specified in this Section within specified warranty period.

1. Warranty Period: Five years from date of Substantial Completion.

PART 2 - PRODUCTS

2.1 JOINT SEALANTS, GENERAL

A. VOC Content of Interior Sealants: Sealants and sealant primers used inside the weatherproofing system shall comply with the following:

1. Architectural sealants shall have a VOC content of 250 g/L or less.
2. Sealants and sealant primers for nonporous substrates shall have a VOC content of 250 g/L or less.
3. Sealants and sealant primers for nonporous substrates shall have a VOC content of 775 g/L or less.

B. Low-Emitting Interior Sealants: Sealants and sealant primers shall comply with the testing and product requirements of the California Department of Health's (formerly, the California Department of Health Services') "Standard Method for the Testing and Evaluation of Volatile Organic Chemical Emissions from Indoor Sources Using Environmental Chambers."

C. Colors of Exposed Joint Sealants: As selected by Architect from manufacturer's full range.

2.2 SILICONE JOINT SEALANTS

A. Silicone, S, NS, 25, T, NT: Single-component, nonsag, plus 25 percent and minus 25 percent movement capability, traffic- and nontraffic-use, neutral-curing silicone joint sealant; ASTM C 920, Type S, Grade NS, Class 25, Uses T and NT.

1. Manufacturers: Subject to compliance with requirements, provide products by one of the following:

a. May National Associates, Inc.; a subsidiary of Sika Corporation.
b. Sika Corporation.

B. Silicone, S, P, 100/50, T, NT: Single-component, pourable, plus 100 percent and minus 50 percent movement capability traffic- and nontraffic-use, neutral-curing silicone joint sealant; ASTM C 920, Type S, Grade P, Class 100/50, Uses T and NT.

1. Manufacturers: Subject to compliance with requirements, provide products by the following:

a. May National Associates, Inc.; a subsidiary of Sika Corporation.

C. Silicone, S, P, 25, T, NT: Single-component, pourable, plus 25 percent and minus 25 percent movement capability, traffic- and nontraffic-use, neutral-curing silicone joint sealant; ASTM C 920, Type S, Grade P, Class 25, Uses T and NT.

1. Manufacturers: Subject to compliance with requirements, provide products by the following:

a. May National Associates, Inc.; a subsidiary of Sika Corporation.

D. Silicone, M, P, 100/50, T, NT: Multicomponent, pourable, plus 100 percent and minus 50 percent movement capability, traffic- and nontraffic-use, neutral-curing silicone joint sealant; ASTM C 920, Type M, Grade P, Class 100/50, Uses T and NT.

1. Manufacturers: Subject to compliance with requirements, provide products by the following:

a. May National Associates, Inc.; a subsidiary of Sika Corporation.

2.3 NONSTAINING SILICONE JOINT SEALANTS

A. Nonstaining Joint Sealants: No staining of substrates when tested according to ASTM C 1248.

B. Silicone, Nonstaining, S, NS, 100/50, NT: Nonstaining, single-component, nonsag, plus 100 percent and minus 50 percent movement capability, nontraffic-use, neutral-curing silicone joint sealant; ASTM C 920, Type S, Grade NS, Class 100/50, Use NT.

1. Manufacturers: Subject to compliance with requirements, provide products by one of the following:

   a. May National Associates, Inc.; a subsidiary of Sika Corporation.
   b. Tremco Incorporated.

C. Silicone, Nonstaining, S, NS, 50, NT: Nonstaining, single-component, nonsag, plus 50 percent and minus 50 percent movement capability, nontraffic-use, neutral-curing silicone joint sealant; ASTM C 920, Type S, Grade NS, Class 50, Use NT.

1. Manufacturers: Subject to compliance with requirements, provide products by one of the following:

   a. Dow Corning Corporation.
   b. GE Construction Sealants; Momentive Performance Materials Inc.
   c. Tremco Incorporated.

2.4 MILDEW-RESISTANT JOINT SEALANTS

A. Mildew-Resistant Joint Sealants: Formulated for prolonged exposure to humidity with fungicide to prevent mold and mildew growth.

B. Silicone, Mildew Resistant, Acid Curing, S, NS, 25, NT: Mildew-resistant, single-component, nonsag, plus 25 percent and minus 25 percent movement capability, nontraffic-use, acid-curing silicone joint sealant; ASTM C 920, Type S, Grade NS, Class 25, Use NT.

1. Manufacturers: Subject to compliance with requirements, provide products by one of the following:

   a. Dow Corning Corporation.
   b. GE Construction Sealants; Momentive Performance Materials Inc.
   c. Tremco Incorporated.

2.5 LATEX JOINT SEALANTS

A. Acrylic Latex: Acrylic latex or siliconized acrylic latex, ASTM C 834, Type OP, Grade NF.

1. Manufacturers: Subject to compliance with requirements, provide products by one of the following:

   a. BASF Construction Chemicals - Building Systems.
   b. Sherwin-Williams Company (The).
   c. Tremco Incorporated.

2.6 JOINT-SEALANT BACKING

A. Cylindrical Sealant Backings: ASTM C 1330, Type C (closed-cell material with a surface skin) and of size and density to control sealant depth and otherwise contribute to producing optimum sealant performance.

1. Manufacturers: Subject to compliance with requirements, provide products by one of the following:

a. BASF Construction Chemicals - Building Systems.
b. Construction Foam Products; a division of Nomaco, Inc.

B. Bond-Breaker Tape: Polyethylene tape or other plastic tape recommended by sealant manufacturer.

2.7 MISCELLANEOUS MATERIALS

A. Primer: Material recommended by joint-sealant manufacturer where required for adhesion of sealant to joint substrates indicated, as determined from preconstruction joint-sealant-substrate tests and field tests.

B. Cleaners for Nonporous Surfaces: Chemical cleaners acceptable to manufacturers of sealants and sealant backing materials.

C. Masking Tape: Nonstaining, nonabsorbent material compatible with joint sealants and surfaces adjacent to joints.

PART 3 - EXECUTION

3.1 PREPARATION

A. Surface Cleaning of Joints: Clean out joints immediately before installing joint sealants to comply with joint-sealant manufacturer's written instructions and the following requirements:

1. Remove laitance and form-release agents from concrete.
2. Clean nonporous joint substrate surfaces with chemical cleaners or other means that do not stain, harm substrates, or leave residues capable of interfering with adhesion.

B. Joint Priming: Prime joint substrates where recommended by joint-sealant manufacturer or as indicated by preconstruction joint-sealant-substrate tests or prior experience.

C. Masking Tape: Use masking tape where required to prevent contact of sealant or primer with adjoining surfaces.

3.2 INSTALLATION OF JOINT SEALANTS

A. General: Comply with ASTM C 1193 and joint-sealant manufacturer's written installation instructions for products and applications indicated, unless more stringent requirements apply.

B. Install sealant backings of kind indicated to support sealants during application and at position required to produce cross-sectional shapes and depths of installed sealants relative to joint widths that allow optimum sealant movement capability.

C. Install bond-breaker tape behind sealants where sealant backings are not used between sealants and backs of joints.

D. Install sealants using proven techniques that comply with the following and at the same time backings are installed:

1. Place sealants so they directly contact and fully wet joint substrates.
2. Completely fill recesses in each joint configuration.
3. Produce uniform, cross-sectional shapes and depths relative to joint widths that allow optimum sealant movement capability.

E. Tooling of Nonsag Sealants: Immediately after sealant application and before skinning or curing begins, tool sealants to form smooth, uniform beads of configuration indicated. Use tooling agents that are approved in writing by sealant manufacturer and that do not discolor sealants or adjacent surfaces.

1. Provide concave joint profile per Figure 8A in ASTM C 1193 unless otherwise indicated.

3.3 FIELD QUALITY CONTROL

A. Field-Adhesion Testing: Field test joint-sealant adhesion to joint substrates as follows:

1. Extent of Testing: Test completed and cured sealant joints as follows:
   a. Perform one test for each 1000 feet (300 m) of joint length thereafter or one test per each floor per elevation.

2. Test Method: Test joint sealants according to Method A, Field-Applied Sealant Joint Hand Pull Tab, in Appendix X1 in ASTM C 1193 or Method A, Tail Procedure, in ASTM C 1521.

B. Evaluation of Field-Adhesion-Test Results: Sealants not evidencing adhesive failure from testing or noncompliance with other indicated requirements will be considered satisfactory. Remove sealants that fail to adhere to joint substrates during testing or to comply with other requirements. Retest failed applications until test results prove sealants comply with indicated requirements.

3.4 JOINT-SEALANT SCHEDULE

A. Joint-Sealant Application: Exterior joints in horizontal traffic surfaces <JS-#>.

1. Joint Locations:

   a. Control and expansion joints in brick pavers.
   b. Isolation and contraction joints in cast-in-place concrete slabs.
   c. Joints between plant-precast architectural concrete paving units.
   d. Joints in stone paving units, including steps.
   e. Tile control and expansion joints.
   f. Joints between different materials listed above.
   g. .
   h. Other joints as indicated on Drawings.

2. Joint Sealant: Urethane, M, P, 50, T, NT.
3. Joint-Sealant Color: As selected by Architect from manufacturer's full range of colors.

B. Joint-Sealant Application: Exterior joints in horizontal traffic surfaces subject to water immersion <JS-#>.

1. Joint Locations:

a. Joints in pedestrian plazas.
b. Joints in swimming pool decks.
c. Other joints as indicated on Drawings.

2. Joint Sealant: Urethane, immersible, S, P, 25, T, NT, I.
3. Joint-Sealant Color: As selected by Architect from manufacturer's full range of colors.

C. Joint-Sealant Application: Exterior joints in vertical surfaces and horizontal nontraffic surfaces <JS-#>.

1. Joint Locations:

a. Construction joints in cast-in-place concrete.
b. Joints between plant-precast architectural concrete units.
c. Control and expansion joints in unit masonry.
d. Joints in dimension stone cladding.
e. Other joints as indicated on Drawings.

2. Joint Sealant: Silicone, nonstaining, S, NS, 50, NT.
3. Joint-Sealant Color: As selected by Architect from manufacturer's full range of colors.

D. Joint-Sealant Application: Interior joints in horizontal traffic surfaces <JS-#>.

1. Joint Locations:

a. Isolation joints in cast-in-place concrete slabs.
b. Control and expansion joints in stone flooring.
c. Control and expansion joints in brick flooring.
d. Control and expansion joints in tile flooring.
e. Other joints as indicated on Drawings.

2. Joint Sealant: Urethane, S, P, 25, T, NT.
3. Joint-Sealant Color: As selected by Architect from manufacturer's full range of colors] <Insert color.

E. Joint-Sealant Application: Interior joints in vertical surfaces and horizontal nontraffic surfaces <JS-#>.

1. Joint Locations:

a. Control and expansion joints on exposed interior surfaces of exterior walls.
b. Tile control and expansion joints.
c. Vertical joints on exposed surfaces of unit masonry concrete walls and partitions.
d. Joints on underside of plant-precast structural concrete beams and planks.
e. Other joints as indicated on Drawings.

2. Joint Sealant: Urethane, S, NS, 25, NT.
3. Joint-Sealant Color: As selected by Architect from manufacturer's full range of colors.

F. Joint-Sealant Application: Interior joints in vertical surfaces and horizontal nontraffic surfaces not subject to significant movement <JS-#>.

1. Joint Locations:

    a. Control joints on exposed interior surfaces of exterior walls.
    b. Perimeter joints between interior wall surfaces and frames of interior doors windows and elevator entrances.
    c. Other joints as indicated on Drawings.

2. Joint Sealant: Acrylic latex.
3. Joint-Sealant Color: As selected by Architect from manufacturer's full range of colors.

G. Joint-Sealant Application: Mildew-resistant interior joints in vertical surfaces and horizontal nontraffic surfaces <JS-#>.

1. Joint Locations:

    a. Joints between plumbing fixtures and adjoining walls, floors, and counters.
    b. Tile control and expansion joints where indicated.
    c. Other joints as indicated on Drawings.

2. Joint Sealant: Silicone, mildew resistant, acid curing, S, NS, 25, NT.
3. Joint-Sealant Color: As selected by Architect from manufacturer's full range of colors.

H. Joint-Sealant Application: Concealed mastics <JS-#>.

1. Joint Locations:

    a. Aluminum thresholds.
    b. Sill plates.
    c. Other joints as indicated on Drawings.

2. Joint Sealant: Butyl-rubber based.
3. Joint-Sealant Color: As selected by Architect from manufacturer's full range of colors.

END OF SECTION 079200

DIVISION 8

OPENINGS

SECTION 081113 - HOLLOW METAL DOORS AND FRAMES

PART 1 - GENERAL

1.1 SUMMARY

A. Section includes hollow-metal work.

1.2 DEFINITIONS

A. Minimum Thickness: Minimum thickness of base metal without coatings according to NAAMM-HMMA 803 or SDI A250.8.

1.3 ACTION SUBMITTALS

A. Product Data: For each type of product.

1.4 INFORMATIONAL SUBMITTALS

A. Product test reports.

PART 2 - PRODUCTS

2.1 MANUFACTURERS

A. Manufacturers: Subject to compliance with requirements, provide products by one of the following:

1. Ceco Door; ASSA ABLOY.
2. Curries Company; ASSA ABLOY.
3. Mesker Door Inc.
4. Republic Doors and Frames.
5. Steelcraft; an Ingersoll-Rand brand.

2.2 REGULATORY REQUIREMENTS

A. Fire-Rated Assemblies: Complying with NFPA 80 and listed and labeled by a qualified testing agency acceptable to authorities having jurisdiction for fire-protection ratings and temperature-rise limits indicated, based on testing at positive pressure according to NFPA 252 or UL 10C.

1. Smoke- and Draft-Control Assemblies: Provide an assembly with gaskets listed and labeled for smoke and draft control by a qualified testing agency acceptable to authorities having jurisdiction, based on testing according to UL 1784 and installed in compliance with NFPA 105.

B. Fire-Rated, Borrowed-Lite Assemblies: Complying with NFPA 80 and listed and labeled by a testing and inspecting agency acceptable to authorities having jurisdiction for fire-protection ratings indicated, based on testing according to NFPA 257 or UL 9.

2.3 INTERIOR FRAMES

A. Heavy-Duty Frames: SDI A250.8, Level 2. At locations indicated in the Door and Frame Schedule.

1. Physical Performance: Level B according to SDI A250.4.

2. Frames:

a. Materials: Uncoated, steel sheet, minimum thickness of 0.053 inch (1.3 mm).
b. Construction: Full profile welded (Masonry) and Knock-Down (Metal Studs).

3. Exposed Finish: Prime.

2.4 EXTERIOR HOLLOW-METAL DOORS AND FRAMES

A. Heavy-Duty Doors and Frames: SDI A250.8, Level 2. [At locations indicated in the Door and Frame Schedule].

1. Physical Performance: Level B according to SDI A250.4.
2. Doors:

a. Type: As indicated in the Door and Frame Schedule.
b. Thickness: 1-3/4 inches (44.5 mm).
c. Face: Galvanized-coated steel sheet, minimum thickness of 0.042 inch (1.0 mm), with minimum A60 coating.
d. Edge Construction: [Model 2, Seamless].
e. Core: [Polyurethane].

3. Thermal-Rated Doors: Provide doors fabricated with thermal-resistance value (R-value) of not less than [2.1 deg F x h x sq. ft./Btu (0.370 K x sq. m/W)] when tested according to ASTM C 1363.
4. Frames:

a. Materials: GAlvanized-coated steel sheet, minimum thickness of 0.053 inch (1.3 mm), with minimum A60 coating.
b. Construction: [Full profile welded].

5. Exposed Finish: [Prime].

2.5 FRAME ANCHORS

A. Jamb Anchors:

1. Masonry Type: Adjustable strap-and-stirrup or T-shaped anchors to suit frame size, not less than 0.042 inch (1.0 mm) thick, with corrugated or perforated straps not less than 2 inches (51 mm) wide by 10 inches (254 mm) long; or wire anchors not less than 0.177 inch (4.5 mm) thick.

2. Stud-Wall Type: Designed to engage stud, welded to back of frames; not less than 0.042 inch (1.0 mm) thick.
3. Compression Type for Drywall Slip-on Frames: Adjustable compression anchors.
4. Postinstalled Expansion Type for In-Place Concrete or Masonry: Minimum 3/8-inch- (9.5-mm-) diameter bolts with expansion shields or inserts. Provide pipe spacer from frame to wall, with throat reinforcement plate, welded to frame at each anchor location.

B. Floor Anchors: Formed from same material as frames, minimum thickness of 0.042 inch (1.0 mm), and as follows:

1. Monolithic Concrete Slabs: Clip-type anchors, with two holes to receive fasteners.
2. Separate Topping Concrete Slabs: Adjustable-type anchors with extension clips, allowing not less than 2-inch (51-mm) height adjustment. Terminate bottom of frames at finish floor surface.

2.6 MATERIALS

A. Cold-Rolled Steel Sheet: ASTM A 1008/A 1008M, Commercial Steel (CS), Type B; suitable for exposed applications.

B. Hot-Rolled Steel Sheet: ASTM A 1011/A 1011M, Commercial Steel (CS), Type B; free of scale, pitting, or surface defects; pickled and oiled.

C. Metallic-Coated Steel Sheet: ASTM A 653/A 653M, Commercial Steel (CS), Type B.

D. Frame Anchors: ASTM A 879/A 879M, Commercial Steel (CS), 04Z (12G) coating designation; mill phosphatized.

1. For anchors built into exterior walls, steel sheet complying with ASTM A 1008/A 1008M or ASTM A 1011/A 1011M, hot-dip galvanized according to ASTM A 153/A 153M, Class B.

E. Inserts, Bolts, and Fasteners: Hot-dip galvanized according to ASTM A 153/A 153M.

F. Power-Actuated Fasteners in Concrete: From corrosion-resistant materials.

G. Grout: ASTM C 476, except with a maximum slump of 4 inches (102 mm), as measured according to ASTM C 143/C 143M.

H. Mineral-Fiber Insulation: ASTM C 665, Type I (blankets without membrane facing).

I. Glazing: Section 088000 "Glazing."

J. Bituminous Coating: Cold-applied asphalt mastic, compounded for 15-mil (0.4-mm) dry film thickness per coat.

2.7 FABRICATION

A. Fabricate hollow-metal work to be rigid and free of defects, warp, or buckle. Accurately form metal to required sizes and profiles, with minimum radius for metal thickness. Where practical, fit and assemble units in manufacturer's plant. To ensure proper assembly at Project site, clearly identify work that cannot be permanently factory assembled before shipment.

B. Hollow-Metal Frames: Where frames are fabricated in sections due to shipping or handling limitations, provide alignment plates or angles at each joint, fabricated of same thickness metal as frames.

1. Sidelite and Transom Bar Frames: Provide closed tubular members with no visible face seams or joints, fabricated from same material as door frame. Fasten members at crossings and to jambs by butt welding.
2. Provide countersunk, flat- or oval-head exposed screws and bolts for exposed fasteners unless otherwise indicated.
3. Grout Guards: Weld guards to frame at back of hardware mortises in frames to be grouted.
4. Floor Anchors: Weld anchors to bottoms of jambs with at least four spot welds per anchor; however, for slip-on drywall frames, provide anchor clips or countersunk holes at bottoms of jambs.
5. Jamb Anchors: Provide number and spacing of anchors as follows:

   a. Masonry Type: Locate anchors not more than 16 inches (406 mm) from top and bottom of frame. Space anchors not more than 32 inches (813 mm) o.c., to match coursing, and as follows:

      1) Two anchors per jamb up to 60 inches (1524 mm) high.
      2) Three anchors per jamb from 60 to 90 inches (1524 to 2286 mm) high.
      3) Four anchors per jamb from 90 to 120 inches (2286 to 3048 mm) high.
      4) Four anchors per jamb plus one additional anchor per jamb for each 24 inches (610 mm) or fraction thereof above 120 inches (3048 mm) high.

   b. Compression Type: Not less than two anchors in each frame.
   c. Postinstalled Expansion Type: Locate anchors not more than 6 inches (152 mm) from top and bottom of frame. Space anchors not more than 26 inches (660 mm) o.c.

6. Door Silencers: Except on weather-stripped frames, drill stops to receive door silencers.

   a. Single-Door Frames: Drill stop in strike jamb to receive three door silencers.
   b. Double-Door Frames: Drill stop in head jamb to receive two door silencers.

C. Hardware Preparation: Factory prepare hollow-metal work to receive templated mortised hardware; include cutouts, reinforcement, mortising, drilling, and tapping according to SDI A250.6, the Door Hardware Schedule, and templates.

1. Reinforce doors and frames to receive nontemplated, mortised, and surface-mounted door hardware.
2. Comply with applicable requirements in SDI A250.6 and BHMA A156.115 for preparation of hollow-metal work for hardware.

D. Stops and Moldings: Provide stops and moldings around glazed lites and louvers where indicated. Form corners of stops and moldings with butted hairline joints.

1. Single Glazed Lites: Provide fixed stops and moldings welded on secure side of hollow-metal work.
2. Multiple Glazed Lites: Provide fixed and removable stops and moldings so that each glazed lite is capable of being removed independently.
3. Provide fixed frame moldings on outside of exterior and on secure side of interior doors and frames.
4. Provide loose stops and moldings on inside of hollow-metal work.

5. Coordinate rabbet width between fixed and removable stops with glazing and installation types indicated.

2.8 STEEL FINISHES

A. Prime Finish: Clean, pretreat, and apply manufacturer's standard primer.

1. Shop Primer: SDI A250.10.

2.9 ACCESSORIES

A. Louvers: Provide sightproof louvers for interior doors, where indicated, which comply with SDI 111C, with blades or baffles formed of 0.020-inch- (0.5-mm-) thick, cold-rolled steel sheet set into 0.032-inch- (0.8-mm-) thick steel frame.

1. Fire-Rated Automatic Louvers: Movable blades closed by actuating fusible link, and listed and labeled for use in fire-rated door assemblies of type and fire-resistance rating indicated.

B. Mullions and Transom Bars: Join to adjacent members by welding or rigid mechanical anchors.

C. Grout Guards: Formed from same material as frames, not less than 0.016 inch (0.4 mm) thick.

PART 3 - EXECUTION

3.1 INSTALLATION

A. Hollow-Metal Frames: Install hollow-metal frames for doors, transoms, sidelites, borrowed lites, and other openings, of size and profile indicated. Comply with SDI A250.11 or NAAMM-HMMA 840 as required by standards specified.

1. Set frames accurately in position; plumbed, aligned, and braced securely until permanent anchors are set. After wall construction is complete, remove temporary braces, leaving surfaces smooth and undamaged.

a. At fire-rated openings, install frames according to NFPA 80.
b. Where frames are fabricated in sections because of shipping or handling limitations, field splice at approved locations by welding face joint continuously; grind, fill, dress, and make splice smooth, flush, and invisible on exposed faces.
c. Install frames with removable stops located on secure side of opening.
d. Install door silencers in frames before grouting.
e. Remove temporary braces necessary for installation only after frames have been properly set and secured.
f. Check plumb, square, and twist of frames as walls are constructed. Shim as necessary to comply with installation tolerances.
g. Field apply bituminous coating to backs of frames that will be filled with grout containing antifreezing agents.

2. Floor Anchors: Provide floor anchors for each jamb and mullion that extends to floor, and secure with postinstalled expansion anchors.

    a. Floor anchors may be set with power-actuated fasteners instead of postinstalled expansion anchors if so indicated and approved on Shop Drawings.
3. Masonry Walls: Coordinate installation of frames to allow for solidly filling space between frames and masonry with grout.
4. Concrete Walls: Solidly fill space between frames and concrete with mineral-fiber insulation.
5. In-Place Concrete or Masonry Construction: Secure frames in place with postinstalled expansion anchors. Countersink anchors, and fill and make smooth, flush, and invisible on exposed faces.
6. In-Place Metal or Wood-Stud Partitions: Secure slip-on drywall frames in place according to manufacturer's written instructions.
7. Installation Tolerances: Adjust hollow-metal door frames for squareness, alignment, twist, and plumb to the following tolerances:

    a. Squareness: Plus or minus 1/16 inch (1.6 mm), measured at door rabbet on a line 90 degrees from jamb perpendicular to frame head.
    b. Alignment: Plus or minus 1/16 inch (1.6 mm), measured at jambs on a horizontal line parallel to plane of wall.
    c. Twist: Plus or minus 1/16 inch (1.6 mm), measured at opposite face corners of jambs on parallel lines, and perpendicular to plane of wall.
    d. Plumbness: Plus or minus 1/16 inch (1.6 mm), measured at jambs at floor.

B. Final Adjustments: Check and readjust operating hardware items immediately before final inspection. Leave work in complete and proper operating condition. Remove and replace defective work, including hollow-metal work that is warped, bowed, or otherwise unacceptable.

C. Remove grout and other bonding material from hollow-metal work immediately after installation.

D. Prime-Coat Touchup: Immediately after erection, sand smooth rusted or damaged areas of prime coat and apply touchup of compatible air-drying, rust-inhibitive primer.

E. Metallic-Coated Surface Touchup: Clean abraded areas and repair with galvanizing repair paint according to manufacturer's written instructions.

F. Touchup Painting: Cleaning and touchup painting of abraded areas of paint are specified in painting Sections.

END OF SECTION 081113

SECTION 081416 - FLUSH WOOD DOORS

PART 1 - GENERAL

1.1 SUMMARY

A. Section Includes:

1. Solid-core doors with wood-veneer faces.
2. Factory fitting flush wood doors to frames and factory machining for hardware.

B. Related Requirements:

1. Section 088000 "Glazing" for glass view panels in flush wood doors.

1.2 ACTION SUBMITTALS

A. Product Data: For each type of door. Include factory-finishing specifications.

B. Shop Drawings: Indicate location, size, and hand of each door; elevation of each kind of door; construction details not covered in Product Data; and the following:

1. Dimensions and locations of blocking.
2. Dimensions and locations of mortises and holes for hardware.
3. Dimensions and locations of cutouts.
4. Undercuts.
5. Requirements for veneer matching.
6. Doors to be factory finished and finish requirements.
7. Fire-protection ratings for fire-rated doors.

C. Samples: For factory-finished doors.

1.3 INFORMATIONAL SUBMITTALS

A. Quality Standard Compliance Certificates: AWI Quality Certification WI Certified Compliance Program certificates.

1.4 QUALITY ASSURANCE

A. Manufacturer Qualifications: A qualified manufacturer that is certified for chain of custody by an FSC-accredited certification body and is a certified participant in AWI's Quality Certification Program.

B. Vendor Qualifications: A vendor that is certified for chain of custody by an FSC-accredited certification body.

PART 2 - PRODUCTS

2.1 MANUFACTURERS

A. Manufacturers: Subject to compliance with requirements, provide products by one of the following:

1. Ampco Products, LLC.
2. Graham Wood Doors; ASSA ABLOY Group company.
3. Mohawk Flush Doors, Inc.
4. Oshkosh Door Company.

2.2 FLUSH WOOD DOORS, GENERAL

A. Quality Standard: In addition to requirements specified, comply with AWI's, AWMAC's, and WI's "Architectural Woodwork Standards WDMA I.S.1-A, "Architectural Wood Flush Doors."

1. Provide AWI Quality Certification Labels indicating that doors comply with requirements of grades specified.

B. Certified Wood: Flush wood doors shall be certified as "FSC Pure" according to FSC STD-01-001, "FSC Principles and Criteria for Forest Stewardship," and to FSC STD-40-004, "FSC Standard for Chain of Custody Certification."

C. Low-Emitting Materials: Fabricate doors with adhesives and composite wood products that do not contain urea formaldehyde.

D. Low-Emitting Materials: Fabricate doors with adhesives and composite wood products that comply with the testing and product requirements of the California Department of Health Services' "Standard Practice for the Testing of Volatile Organic Emissions from Various Sources Using Small-Scale Environmental Chambers."

E. WDMA I.S.1-A Performance Grade:

1. Heavy Duty unless otherwise indicated.
2. Extra Heavy Duty: public toilets, assembly spaces, exits, and where indicated.

F. Fire-Rated Wood Doors: Doors complying with NFPA 80 that are listed and labeled by a qualified testing agency, for fire-protection ratings indicated, based on testing at positive pressure according to NFPA 252 or UL 10C.

1. Cores: Provide core specified or mineral core as needed to provide fire-protection rating indicated.
2. Edge Construction: Provide edge construction with intumescent seals concealed by outer stile. Comply with specified requirements for exposed edges.
3. Pairs: Provide fire-retardant stiles that are listed and labeled for applications indicated without formed-steel edges and astragals. Provide stiles with concealed intumescent seals. Comply with specified requirements for exposed edges.

G. Smoke- and Draft-Control Door Assemblies: Listed and labeled for smoke and draft control, based on testing according to UL 1784.

H. Particleboard-Core Doors:

1. Particleboard: ANSI A208.1, Grade LD-2 .
2. Blocking: Provide wood blocking in particleboard-core doors as needed to eliminate through-bolting hardware.
3. Provide doors with structural-composite-lumber cores instead of particleboard cores for doors indicated to receive exit devices.

I. Structural-Composite-Lumber-Core Doors:

1. Structural Composite Lumber: WDMA I.S.10.

a. Screw Withdrawal, Face: 700 lbf (3100 N).
b. Screw Withdrawal, Edge: 400 lbf (1780 N).

2.3 VENEER-FACED DOORS FOR TRANSPARENT FINISH

A. Interior Solid-Core Doors:

1. Grade: (Grade A faces).
2. Species: Select white birch.
3. Cut: Rotary cut.
4. Match between Veneer Leaves: Book match.
5. Assembly of Veneer Leaves on Door Faces: Center-balance match.
6. Pair and Set Match: Provide for doors hung in same opening or separated only by mullions.
7. Core: Particleboard.
8. Construction: Five or seven plies. Stiles and rails are bonded to core, then entire unit is abrasive planed before veneering.

2.4 LIGHT FRAMES AND LOUVERS

A. Wood-Veneered Beads for Light Openings in Fire-Rated Doors: Manufacturer's standard wood-veneered noncombustible beads matching veneer species of door faces and approved for use in doors of fire-protection rating indicated. Include concealed metal glazing clips where required for opening size and fire-protection rating indicated.

B. Metal Frames for Light Openings in Fire-Rated Doors: Manufacturer's standard frame formed of 0.048-inch- (1.2-mm-) thick, cold-rolled steel sheet; factory primed for paint finish; and approved for use in doors of fire-protection rating indicated.

C. Metal Louvers:

1. Manufacturers: Subject to compliance with requirements, provide products by one of the following:

a. Air Louvers Inc.; a Division of the Activar Construction Products Group.
b. Louvers & Dampers, Inc.; a division of Mestek, Inc.
c. McGill Architectural Products.

2. Metal and Finish: Hot-dip galvanized steel, 0.040 inch (1.0 mm) thick, factory primed for paint finish.
3. Metal and Finish: Extruded aluminum with light bronze, Class II, color anodic finish, AA-M12C22A32/A34, Match existing.

2.5 FABRICATION

A. Factory fit doors to suit frame-opening sizes indicated. Comply with clearance requirements of referenced quality standard for fitting unless otherwise indicated.

1. Comply with NFPA 80 requirements for fire-rated doors.

B. Factory machine doors for hardware that is not surface applied.

C. Openings: Factory cut and trim openings through doors.

1. Light Openings: Trim openings with moldings of material and profile indicated.
2. Glazing: Factory install glazing in doors indicated to be factory finished. Comply with applicable requirements in Section 08800 "Glazing."
3. Louvers: Factory install louvers in prepared openings.

2.6 FACTORY FINISHING

A. General: Comply with referenced quality standard for factory finishing. Complete fabrication, including fitting doors for openings and machining for hardware that is not surface applied, before finishing.

1. Finish faces, all four edges, edges of cutouts, and mortises. Stains and fillers may be omitted on top and bottom edges, edges of cutouts, and mortises.

B. Factory finish doors that are indicated to receive transparent finish.

C. Use only paints and coatings that comply with the testing and product requirements of the California Department of Health Services' "Standard Practice for the Testing of Volatile Organic Emissions from Various Sources Using Small-Scale Environmental Chambers."

D. Transparent Finish:

1. Grade: Premium.
2. Finish: AWI's, AWMAC's, and WI's "Architectural Woodwork Standards" System 11, catalyzed polyurethane
3. Staining: As selected by Architect from manufacturer's full range.
4. Effect: [Open-grain finish] [Filled finish] [Semifilled finish, produced by applying an additional finish coat to partially fill the wood pores].
5. Sheen: Semigloss.

PART 3 - EXECUTION

3.1 INSTALLATION

A. Hardware: For installation, see Section 087100 "Door Hardware.

B. Installation Instructions: Install doors to comply with manufacturer's written instructions and referenced quality standard, and as indicated.

1. Install fire-rated doors according to NFPA 80.
2. Install smoke- and draft-control doors according to NFPA 105.

C. Job-Fitted Doors: Align and fit doors in frames with uniform clearances and bevels as indicated below; do not trim stiles and rails in excess of limits set by manufacturer or permitted for fire-rated doors. Machine doors for hardware. Seal edges of doors, edges of cutouts, and mortises after fitting and machining.

1. Clearances: Provide 1/8 inch (3.2 mm) at heads, jambs, and between pairs of doors. Provide 1/8 inch (3.2 mm) from bottom of door to top of decorative floor finish or covering unless otherwise indicated. Where threshold is shown or scheduled, provide 1/4 inch (6.4 mm) from bottom of door to top of threshold unless otherwise indicated.

a. Comply with NFPA 80 for fire-rated doors.

D. Factory-Fitted Doors: Align in frames for uniform clearance at each edge.

E. Factory-Finished Doors: Restore finish before installation if fitting or machining is required at Project site.

END OF SECTION 081416

1.1 SUMMARY

A.Section includes electrically operated sectional doors.

B.Related Requirements:

1)Section 055000 "Metal Fabrications" for miscellaneous steel supports.

1.2 ACTION SUBMITTALS

A. Product Data: For each type and size of sectional door and accessory.

B. Shop Drawings: For each installation and for special components not dimensioned or detailed in manufacturer's product data.

C. Samples: For each exposed product and for each color and texture specified.

1.3 INFORMATIONAL SUBMITTALS

A. Sample warranty.

1.4 CLOSEOUT SUBMITTALS

A. Maintenance data.

1.5 QUALITY ASSURANCE

A. Installer Qualifications: An entity that employs installers and supervisors who are trained and approved by manufacturer for both installation and maintenance of units required for this Project.

1.6 WARRANTY

A. Special Warranty: Manufacturer agrees to repair or replace components of sectional doors that fail in materials or workmanship within specified warranty period.

1. Warranty Period: [Two] years from date of Substantial Completion.

B. Special Finish Warranty: Manufacturer agrees to repair or replace components that show evidence of deterioration of factory-applied finishes within specified warranty period.

1. Warranty Period: [10] years from date of Substantial Completion.

1.7 MANUFACTURERS

B.Raynor

C. Wayne Dalton

D.Or Equal

1.8 SECTIONAL THERMAL POLYURETHANE INSULATED SANDWICH DOOR

E. ThermaSeal as manufactured by Raynor Garage Doors:
1. Doors:
a. Operation:
1) Provide doors designed for electric motor operation.
b. Jamb Construction (select from list below):
1) Steel jambs with self-tapping fasteners.
c. International Energy Conservation Code (IECC) Requirements
1) Air Infiltration – Maximum air leakage of 0.4 cfm/ft^2 is required. Testing shall be in accordance with DASMA 105 test procedure.
2) TM175 provides an air leakage rate rating of 0.22 cfm/ft^2 with optional IECC Compliance Package.
3) TM175 provides an installed U-factor of 0.21.
2. Sections:
a. ThermaSeal TM175:
1) Sections shall be pressure bonded to injected polyurethane foam insulated core. Hinge reinforcement strips shall be 20 gauge galvanized steel, located within section interior. End stiles to be 16 gauge galvanized steel.
2) Material: Steel sandwich construction, 1-3/4 inches (44mm) thick, roll formed from commercial quality, hot-dipped galvanized (G40 exterior) steel complying with ASTM A 653. Exterior skin shall be constructed of 25 gauge steel and interior skin shall be 26 gauge steel with embossed stucco texture.
3) Finish: Exterior skin to have two coats of paint, one primer coat and one finish coat.
a) Color: White polyester paint.
4) Insulation: Expanded polyurethane with R-value of 16.4

b. Seals: Interior and exterior skins to be separated by continuous hot melt to form thermal break and complete weatherseal along section joint. Bottom of door to have flexible U-shaped vinyl seal retained in aluminum rail. Optional dual-durometer vinyl blade seal on top section to prevent airflow above header
c. Trussing: Doors designed to withstand specified wind load. Deflection of door in horizontal position to be maximum of 1/120th of door width.

3. Windows: Locations to comply with door elevation drawings. (Select from list below if applicable)
a.
b. 34 inches by 16 inches (864 mm by 406 mm) window in a rectangular two-piece black frame.
1). Glass consisting of two panes of 1/8 inch (3.2 mm) thick DSB glass

4. Mounting: Sections mounted in door opening using:
   a. Lap Jamb Angle Mounting: section overlap door jambs by 1 inch (25 mm) on each side of door opening.
5. Track:
   a. Material: Hot-dipped galvanized steel (ASTM A 653), fully adjustable for adequate sealing of door to jamb or weatherseal.
   b. Configuration Type:
      1) Configuration Type: Normal Headroom.
   c. Track Size (select from list below):
      1) Size: 2 inches (51 mm).
   d. Mounting:
      1) Floor-to-Shaft Angle-Mount consisting of continuous angle extending from the floor, past header, completely up to door shaft for use with steel, wood, or masonry jambs. Continuous angle size not less than 2-5/16 inches by 4 inches by 3/32 inch (59 by 102 by 2.5 mm) on 2-inch track and 3-1/2 inches by 5 inches by 1/8 inches (89 by 127by 3.2 mm) on 3-inch track.
   e. Finish (select from list below):
      1) Galvanized.

6. Counterbalance:
   a. Counterbalance System: Provided with aircraft-type, galvanized steel lifting cables with minimum safety factor of 5. Torsion Springs consisting of heavy-duty oil-tempered wire torsion springs on a continuous ball-bearing cross-header shaft.
7. Hardware (specify rollers below):
   a. Hinges and Brackets: Fabricated from galvanized steel.
   b. Track Rollers: 2 inches (50.8 mm) diameter consistent with track size, with hardened steel ball bearings.
   c. Perimeter Seal (optionally provided): Provide complete weather stripping system to reduce air infiltration. Weather stripping shall be replaceable.
      1) For angle mounted doors provide angle clip-on seal.

Motor Operation:

8. Model:
   a. Raynor ControlHoist Standard:
      1) Type: Trolley.
      2) Motor Horsepower Rating: Continuous 1/2 HP.
      3) Electrical Requirements: 115 volt single phase.
      4) Duty Cycle: 30 cycles/hour or 300 cycles/day.
      5) Control Wiring: Solid state circuitry with provisions for connection of safety edge to reverse, external radio control hook-up and maximum run timer. Provisions for timers to close, monitored reversing devices,

mid stop and lock bar sensor capability.

a) Provide three button momentary contact "open-stop", constant pressure on close (can be changed to momentary to close).

6) Reversing Device: monitored safety photo eyes

1.9 EXAMINATION

F. Do not begin installation until substrates have been properly prepared. Verify that site conditions are acceptable for installation of doors, operators, controls and accessories. Ensure that openings are square, flush and plumb.

G. If substrate preparation is the responsibility of another installer, notify Architect of unsatisfactory preparation before proceeding.

1.10 PREPARATION

H. Clean surfaces thoroughly prior to installation.

I. Prepare surfaces using the methods recommended by the manufacturer for achieving the best result for the substrate under the project conditions.

1.11 INSTALLATION

J. General: Install door, track and operating equipment complete with all necessary accessories and hardware according to shop drawings, manufacturer's instructions.

K. Lubricate bearings and sliding parts, and adjust doors for proper operation, balance, clearance and similar requirements.

1.12 PROTECTION

L. Clean installed products in accordance with manufacturer's instructions prior to Owner's acceptance. Remove and legally dispose of construction debris from project site.

M. Remove temporary coverings and protection of adjacent work areas. Repair or replace installed products damaged prior to or during installation.

N. Lubricate bearings and sliding parts, assure weather tight fit around door perimeter and adjust doors for proper operation, balance, clearance and similar requirements. Protect installed products until completion of project.

O. Touch-up, repair or replace damaged products before Substantial Completion.

SECTION 084113 - ALUMINUM-FRAMED ENTRANCES AND STOREFRONTS

PART 1 - GENERAL

1.1 SUMMARY

A. Section Includes:

1. Exterior and interior storefront framing.
2. Exterior manual-swing entrance doors and door-frame units.

1.2 PREINSTALLATION MEETINGS

A. Preinstallation Conference: Conduct conference at Project site.

1.3 ACTION SUBMITTALS

A. Product Data: For each type of product.

B. Shop Drawings: Include plans, elevations, sections, full-size details, and attachments to other work.

1. Show connection to and continuity with adjacent thermal, weather, air, and vapor barriers.

C. Samples: For each exposed finish required.

D. Entrance Door Hardware Schedule: Prepared by or under supervision of supplier, detailing fabrication and assembly of entrance door hardware, as well as procedures and diagrams.

E. Delegated-Design Submittal: For aluminum-framed entrances and storefronts indicated to comply with performance requirements and design criteria, including analysis data signed and sealed by the qualified professional engineer responsible for their preparation.

1.4 INFORMATIONAL SUBMITTALS

A. Energy Performance Certificates: NFRC-certified energy performance values from manufacturer.

B. Product test reports.

C. Field quality-control reports.

D. Sample warranties.

1.5 CLOSEOUT SUBMITTALS

A. Maintenance data.

1.6 QUALITY ASSURANCE

A. Installer Qualifications: An entity that employs installers and supervisors who are trained and approved by manufacturer.

B. Testing Agency Qualifications: Qualified according to ASTM E 699 for testing indicated and accredited by IAS or ILAC Mutual Recognition Arrangement as complying with ISO/IEC 17025.

C. Product Options: Information on Drawings and in Specifications establishes requirements for aesthetic effects and performance characteristics of assemblies. Aesthetic effects are indicated by dimensions, arrangements, alignment, and profiles of components and assemblies as they relate to sightlines, to one another, and to adjoining construction.

1. Do not change intended aesthetic effects, as judged solely by Architect, except with Architect's approval. If changes are proposed, submit comprehensive explanatory data to Architect for review.

1.7 WARRANTY

A. Special Warranty: Installer agrees to repair or replace components of aluminum-framed entrances and storefronts that do not comply with requirements or that fail in materials or workmanship within specified warranty period.

1. Warranty Period: Two years from date of Substantial Completion.

B. Special Finish Warranty: Standard form in which manufacturer agrees to repair finishes or replace aluminum that shows evidence of deterioration of factory-applied finishes within specified warranty period.

1. Warranty Period: Five years from date of Substantial Completion.

PART 2 - PRODUCTS

2.1 PRODUCT REQUIREMENTS

A. Delegated Design: Engage a qualified professional engineer, as defined in Section 014000 "Quality Requirements," to design aluminum-framed entrances and storefronts.

B. General Performance: Comply with performance requirements specified, as determined by testing of aluminum-framed entrances and storefronts representing those indicated for this Project without failure due to defective manufacture, fabrication, installation, or other defects in construction.

1. Aluminum-framed entrances and storefronts shall withstand movements of supporting structure including, but not limited to, story drift, twist, column shortening, long-term creep, and deflection from uniformly distributed and concentrated live loads.
2. Failure also includes the following:

a. Thermal stresses transferring to building structure.
b. Glass breakage.
c. Noise or vibration created by wind and thermal and structural movements.
d. Loosening or weakening of fasteners, attachments, and other components.

e. Failure of operating units.

C. Deflection of Framing Members: At design wind pressure, as follows:

1. Deflection Normal to Wall Plane: Limited to edge of glass in a direction perpendicular to glass plane not exceeding 1/175 of the glass edge length for each individual glazing lite or an amount that restricts edge deflection of individual glazing lites to 3/4 inch (19.1 mm), whichever is less.

2. Deflection Parallel to Glazing Plane: Limited to 1/360 of clear span or 1/8 inch (3.2 mm), whichever is smaller.

a. Operable Units: Provide a minimum 1/16-inch (1.6-mm) clearance between framing members and operable units.

D. Structural: Test according to ASTM E 330 as follows:

1. When tested at positive and negative wind-load design pressures, assemblies do not evidence deflection exceeding specified limits.
2. When tested at 150 percent of positive and negative wind-load design pressures, assemblies, including anchorage, do not evidence material failures, structural distress, or permanent deformation of main framing members exceeding 0.2 percent of span.
3. Test Durations: As required by design wind velocity, but not less than 10 seconds.

E. Air Infiltration: Test according to ASTM E 283 for infiltration as follows:

1. Fixed Framing and Glass Area:

a. Maximum air leakage of 0.06 cfm/sq. ft. (0.30 L/s per sq. m) at a static-air-pressure differential of 1.57 lbf/sq. ft. (75 Pa).

2. Entrance Doors:

a. Pair of Doors: Maximum air leakage of 1.0 cfm/sq. ft. (5.08 L/s per sq. m) at a static-air-pressure differential of 1.57 lbf/sq. ft. (75 Pa).
b. Single Doors: Maximum air leakage of 0.5 cfm/sq. ft. (2.54 L/s per sq. m) at a static-air-pressure differential of 1.57 lbf/sq. ft. (75 Pa).

F. Water Penetration under Static Pressure: Test according to ASTM E 331 as follows:

1. No evidence of water penetration through fixed glazing and framing areas when tested according to a minimum static-air-pressure differential of 20 percent of positive wind-load design pressure, but not less than 6.24 lbf/sq. ft. (300 Pa).

G. Energy Performance: Certify and label energy performance according to NFRC as follows:

1. Thermal Transmittance (U-factor): Fixed glazing and framing areas shall have U-factor of not more than 0.57 Btu/sq. ft. x h x deg F (3.23 W/sq. m x K) as determined according to NFRC 100.
2. Solar Heat Gain Coefficient: Fixed glazing and framing areas shall have a solar heat gain coefficient of no greater than 0.45 as determined according to NFRC 200.

3. Condensation Resistance: Fixed glazing and framing areas shall have an NFRC-certified condensation resistance rating of no less than 45 as determined according to NFRC 500.

H. Windborne-Debris Impact Resistance: Pass missile-impact and cyclic-pressure tests when tested according to ASTM E 1886 and testing information in ASTM E 1996 for Wind Zone 1.

1. Large-Missile Test: For glazed openings located within 30 feet (9.1 m) of grade.

I. Thermal Movements: Allow for thermal movements resulting from ambient and surface temperature changes:

1. Temperature Change: 120 deg F (67 deg C), ambient; 180 deg F (100 deg C), material surfaces.

2.2 MANUFACTURERS

A. Manufacturers: Subject to compliance with requirements, provide products by one of the following:

1. Kawneer North America; an Alcoa company.
2. Oldcastle BuildingEnvelope™.
3. YKK AP America Inc.
4. Or Equal

2.3 FRAMING

A. Framing Members: Manufacturer's extruded- or formed-aluminum framing members of thickness required and reinforced as required to support imposed loads.

1. Construction: Thermally broken.
2. Glazing System: Retained mechanically with gaskets on four sides.
3. Glazing Plane: Center
4. Finish: Color anodic finish – To be selected from Manufacture's standard colors.
5. Fabrication Method: Field-fabricated stick system.

B. Backer Plates: Manufacturer's standard, continuous backer plates for framing members, if not integral, where framing abuts adjacent construction.

C. Brackets and Reinforcements: Manufacturer's standard high-strength aluminum with nonstaining, nonferrous shims for aligning system components.

D. Materials:

1. Aluminum: Alloy and temper recommended by manufacturer for type of use and finish indicated.

a. Sheet and Plate: ASTM B 209 (ASTM B 209M).
b. Extruded Bars, Rods, Profiles, and Tubes: ASTM B 221 (ASTM B 221M).
c. Extruded Structural Pipe and Tubes: ASTM B 429/B 429M.
d. Structural Profiles: ASTM B 308/B 308M.

2.4 ENTRANCE DOOR SYSTEMS

A. Entrance Doors: Manufacturer's standard glazed entrance doors for manual-swing operation.

1. Door Construction: 1-3/4-inch (44.5-mm) overall thickness, with minimum 0.125-inch- (3.2-mm-) thick, extruded-aluminum tubular rail and stile members. Mechanically fasten corners with reinforcing brackets that are deeply penetrated and fillet welded or that incorporate concealed tie rods.

a. Thermal Construction: High-performance plastic connectors separate aluminum members exposed to the exterior from members exposed to the interior.

2. Door Design: Medium stile; 3-1/2-inch (88.9-mm) nominal width.
3. Glazing Stops and Gaskets: Beveled, snap-on, extruded-aluminum stops and preformed gaskets.

a. Provide nonremovable glazing stops on outside of door.

2.5 ENTRANCE DOOR HARDWARE

A. Entrance Door Hardware: Hardware not specified in this Section is specified in Section 087100 "Door Hardware."

B. General: Provide entrance door hardware and entrance door hardware sets indicated in door and frame schedule for each entrance door to comply with requirements in this Section.

1. Entrance Door Hardware Sets: Provide quantity, item, size, finish or color indicated, and products complying with BHMA standard referenced.
2. Sequence of Operation: Provide electrified door hardware function, sequence of operation, and interface with other building control systems indicated.
3. Opening-Force Requirements:

a. Egress Doors: Not more than 15 lbf (67 N) to release the latch and not more than 30 lbf (133 N)to set the door in motion and not more than 15 lbf (67 N) to open the door to its minimum required width.
b. Accessible Interior Doors: Not more than 5 lbf (22.2 N) to fully open door.

C. Designations: Requirements for design, grade, function, finish, size, and other distinctive qualities of each type of entrance door hardware are indicated in "Entrance Door Hardware Sets" Article. Products are identified by using entrance door hardware designations as follows:

1. Named Manufacturers' Products: Manufacturer and product designation are listed for each door hardware type required for the purpose of establishing minimum requirements. Manufacturers' names are abbreviated in "Entrance Door Hardware Sets" Article.
2. References to BHMA Standards: Provide products complying with these standards and requirements for description, quality, and function.

D. Pivot Hinges: BHMA A156.4, Grade 1.

1. Offset-Pivot Hinges: Provide top, bottom, and intermediate offset pivots at each door leaf.

E. Butt Hinges: BHMA A156.1, Grade 1, radius corner.

1. Nonremovable Pins: Provide set screw in hinge barrel that, when tightened into a groove in hinge pin, prevents removal of pin while entrance door is closed.
2. Exterior Hinges: Nonferrous
3. Quantities:

a. For doors up to 87 inches (2210 mm) high, provide three hinges per leaf.
b. For doors more than [87 and up to 120 inches (2210 and up to 3048 mm) high, provide four hinges per leaf.

F. Continuous-Gear Hinges: Manufacturer's standard with stainless-steel bearings between knuckles, fabricated to full height of door and frame.

G. Mortise Auxiliary Locks: BHMA A156.5, Grade 1.

H. Manual Flush Bolts: BHMA A156.16, Grade 1.

I. Automatic and Self-Latching Flush Bolts: BHMA A156.3, Grade 1.

J. Panic Exit Devices: BHMA A156.3, Grade 1, listed and labeled by a testing and inspecting agency acceptable to authorities having jurisdiction, for panic protection, based on testing according to UL 305.

K. Cylinders: As specified in Section 087100 "Door Hardware. BHMA A156.5, Grade 1.

1. Keying: Master key system. Permanently inscribe each key with a visual key control number and include notation "DO NOT DUPLICATE".

L. Strikes: Provide strike with black-plastic dust box for each latch or lock bolt; fabricated for aluminum framing.

M. Operating Trim: BHMA A156.6.

N. Removable Mullions: BHMA A156.3, extruded aluminum.

1. When used with panic exit devices, provide removable mullions listed and labeled by a testing and inspecting agency acceptable to authorities having jurisdiction, for panic protection, based on testing according to UL 305. Use only mullions that have been tested with exit devices to be used.

O. Closers: BHMA A156.4, Grade 1, with accessories required for a complete installation, sized as required by door size, exposure to weather, and anticipated frequency of use; adjustable to comply with field conditions and requirements for opening force.

P. Concealed Overhead Holders: BHMA A156.8, Grade 1.

Q. Surface-Mounted Holders: BHMA A156.16, Grade 1.

R. Door Stops: BHMA A156.16, Grade 1, floor or wall mounted, as appropriate for door location indicated, with integral rubber bumper.

S. Weather Stripping: Manufacturer's standard replaceable components.

T. Weather Sweeps: Manufacturer's standard exterior-door bottom sweep with concealed fasteners on mounting strip.

U. Silencers: BHMA A156.16, Grade 1.

V. Thresholds: BHMA A156.21, raised thresholds beveled with a slope of not more than 1:2, with maximum height of 1/2 inch (12.7 mm).

W. Finger Guards: Manufacturer's standard collapsible neoprene or PVC gasket anchored to frame hinge-jamb at center-pivoted doors.

2.6 GLAZING

A. Glazing: Comply with Section 08800 "Glazing."

B. Glazing Gaskets: Manufacturer's standard sealed-corner pressure-glazing system of black, resilient elastomeric glazing gaskets, setting blocks, and shims or spacers.

C. Glazing Sealants: As recommended by manufacturer.

D. Sealants used inside the weatherproofing system shall have a VOC content of 250 g/L.

E. Sealants used inside the weatherproofing system shall comply with the testing and product requirements of the California Department of Public Health's "Standard Method for the Testing and Evaluation of Volatile Organic Chemical Emissions from Indoor Sources Using Environmental Chambers."

2.7 FABRICATION

A. Form or extrude aluminum shapes before finishing.

B. Weld in concealed locations to greatest extent possible to minimize distortion or discoloration of finish. Remove weld spatter and welding oxides from exposed surfaces by descaling or grinding.

C. Fabricate components that, when assembled, have the following characteristics:

1. Profiles that are sharp, straight, and free of defects or deformations.
2. Accurately fitted joints with ends coped or mitered.
3. Physical and thermal isolation of glazing from framing members.
4. Accommodations for thermal and mechanical movements of glazing and framing to maintain required glazing edge clearances.
5. Provisions for field replacement of glazing from exterior or interior.
6. Fasteners, anchors, and connection devices that are concealed from view to greatest extent possible.

D. Mechanically Glazed Framing Members: Fabricate for flush glazing without projecting stops.

E. Entrance Door Frames: Reinforce as required to support loads imposed by door operation and for installing entrance door hardware.

F. Entrance Doors: Reinforce doors as required for installing entrance door hardware.

G. Entrance Door Hardware Installation: Factory install entrance door hardware to the greatest extent possible. Cut, drill, and tap for factory-installed entrance door hardware before applying finishes.

H. After fabrication, clearly mark components to identify their locations in Project according to Shop Drawings.

2.8 ALUMINUM FINISHES

A. Color Anodic Finish: AAMA 611, [AA-M12C22A42/A44, Class I, 0.018 mm].

1. Color: As selected by Architect from full range of industry colors and color densities.

PART 3 - EXECUTION

3.1 INSTALLATION

A. General:

1. Comply with manufacturer's written instructions.
2. Do not install damaged components.
3. Fit joints to produce hairline joints free of burrs and distortion.
4. Rigidly secure nonmovement joints.
5. Install anchors with separators and isolators to prevent metal corrosion and electrolytic deterioration and to prevent impeding movement of moving joints.
6. Seal perimeter and other joints watertight unless otherwise indicated.

B. Metal Protection:

1. Where aluminum is in contact with dissimilar metals, protect against galvanic action by painting contact surfaces with materials recommended by manufacturer for this purpose or by installing nonconductive spacers.
2. Where aluminum is in contact with concrete or masonry, protect against corrosion by painting contact surfaces with bituminous paint.

C. Set continuous sill members and flashing in full sealant bed as specified in Section 079200 "Joint Sealants" to produce weathertight installation.

D. Install components plumb and true in alignment with established lines and grades.

E. Install operable units level and plumb, securely anchored, and without distortion. Adjust weather-stripping contact and hardware movement to produce proper operation.

F. Install glazing as specified in Section 088000 "Glazing."

G. Entrance Doors: Install doors to produce smooth operation and tight fit at contact points.

1. Exterior Doors: Install to produce weathertight enclosure and tight fit at weather stripping.

2. Field-Installed Entrance Door Hardware: Install surface-mounted entrance door hardware according to entrance door hardware manufacturers' written instructions using concealed fasteners to greatest extent possible.

3.2 FIELD QUALITY CONTROL

A. Testing Agency: Engage a qualified testing agency to perform tests and inspections.

B. Field Quality-Control Testing: Perform the following test on mockups.

1. Water-Spray Test: Before installation of interior finishes has begun, areas designated by Architect shall be tested according to AAMA 501.2 and shall not evidence water penetration.

a. Perform a minimum of two tests in areas as directed by Architect.

C. Aluminum-framed entrances and storefronts will be considered defective if they do not pass tests and inspections.

D. Prepare test and inspection reports.

END OF SECTION 084113

SECTION 087100 – DOOR HARDWARE

PART 1 - GENERAL

1.1 RELATED DOCUMENTS

A. Drawings and general provisions of Contract, including General and Supplementary Conditions and Division 1 Specification Sections, apply to this Section.

1.2 SUMMARY

A. This Section includes items known commercially as finish or door hardware that are required for swing, sliding, and folding doors, except special types of unique hardware specified in the same sections as the doors and door frames on which they are installed.

B. This Section includes the following:
1. Hinges
2. Continuous hinges
3. Key control system
4. Lock cylinders and keys
5. Lock and latch sets
6. Bolts
7. Exit devices
8. Push/Pull units
9. Closers
10. Overhead holders
11. Miscellaneous door control devices
12. Door trim units
13. Protection plates
14. Weatherstripping for exterior doors
15. Astragals or meeting seals on pairs of doors
16. Thresholds

C. Related Sections: The following Sections contain requirements that relate to this Section:
1. Section 01 2000: Price and Payment Procedures
2. Section 08 1113: Hollow Metal Doors and Frames
3. Section 08 1400: Wood Doors
4. Section 08 3323: Coiling Doors
5. Section 08 4113: Aluminum-Framed Entrances and Storefronts

D. Products furnished but not installed under this Section to include:
1. Cylinders for locks on entrance doors.
2. Final replacement cores and keys to be installed by Owner.

1.3 REFERENCES

A. Standards of the following as referenced:
   1. American National Standards Institute (ANSI)
   2. Door and Hardware Institute (DHI)
   3. Factory Mutual (FM)
   4. National Fire Protection Association (NFPA)
   5. Underwriters' Laboratories, Inc. (UL)
      a. UL 10C - Fire Tests Door Assemblies
   6. Warnock Hersey

B. Regulatory standards of the following as referenced:
   1. Department of Justice, Office of the Attorney General, *Americans with Disabilities Act*, Public Law 101-336 (ADA).
   2. CABO/ANSI A117.1: *Providing Accessibility and Usability for Physically Handicapped People*, 2010 edition.

1.4 SUBMITTALS

A. General: Submit the following in accordance with Conditions of Contract and Division 1 Specification sections.

B. Product data including manufacturers' technical product data for each item of door hardware, installation instructions, maintenance of operating parts and finish, and other information necessary to show compliance with requirements. For items other than those scheduled in the “Headings” of Section 3, provide catalog information for the specified items and for those submitted.

C. Final hardware schedule coordinated with doors, frames, and related work to ensure proper size, thickness, hand, function, and finish of door hardware.
   1. Final Hardware Schedule Content: Based on hardware indicated, organize schedule into vertical format “hardware sets" indicating complete designations of every item required for each door or opening. Use specification Heading numbers with any variations suffixed a, b, etc. Include the following information:
      a. Type, style, function, size, and finish of each hardware item.
      b. Name and manufacturer of each item.
      c. Fastenings and other pertinent information.
      d. Location of each hardware set cross-referenced to indications on Drawings both on floor plans and in door and frame schedule.
      e. Explanation of all abbreviations, symbols, and codes contained in schedule.
      f. Mounting locations for hardware.
      g. Door and frame sizes and materials.
      h. Keying information.
      i. Cross-reference numbers used within schedule deviating from those specified.
         1) Column 1: State specified item and manufacturer.
         2) Column 2: State prior approved substituted item and its manufacturer.
   2. Submittal Sequence: Submit final schedule at earliest possible date particularly

where acceptance of hardware schedule must precede fabrication of other work that is critical in the Project construction schedule. Include with schedule the product data, samples, shop drawings of other work affected by door hardware, and other information essential to the coordinated review of schedule.

3. Keying Schedule: Submit separate detailed schedule indicating clearly how the Owner's final instructions on keying of locks has been fulfilled.

D. Provide samples if requested of each type of exposed hardware unit in finish indicated and tagged with full description for coordination with schedule. Submit samples prior to submission of final hardware schedule.

1. Samples will be returned to the supplier. Units that are acceptable and remain undamaged through submittal, review, and field comparison process may, after final check of operation, be incorporated in the Work, within limitations of keying coordination requirements.

E. Electrified Hardware: Provide electrical information to include voltage, and amperage requirements for electrified door hardware and description of operation.

1. Description of operation for each electrified opening to include description of component functions including location, sequence of operation and interface with other building control systems.
2. Wiring Diagrams: Detail wiring for power, signal, and control system and differentiate between manufacturers installed and field installed wiring. Include the following:
   a. System schematic
   b. Point to point wiring diagram
   c. Riser diagram
   d. Elevation of each door
3. Detail interface between electrified door hardware and fire alarm, access control, security, and building control systems.

F. Templates for doors, frames, and other work specified to be factory prepared for the installation of door hardware. Check shop drawings of other work to confirm that adequate provisions are made for locating and installing door hardware to comply with indicated requirements.

G. Contract closeout submittals:

1. Operation and maintenance data: Complete information for installed door hardware.
2. Warranty: Completed and executed warranty forms.
3. Door hardware supplier name, phone number and fax number.

1.5 QUALITY ASSURANCE

A. Single Source Responsibility: Obtain each type of hardware (latch and locksets, hinges, closers, etc.) from a single manufacturer.

1. Supplier Qualifications: A recognized architectural door hardware supplier, with warehousing facilities in the Project's vicinity, that has a record of successful in-service performance for supplying door hardware similar in quantity, type, and quality to that indicated for this Project and that employs an experienced Architectural Hardware Consultant (AHC) who is available for consultation to

Owner, Architect, and Contractor, at reasonable times during the course of the Work.

B. Coordination Meetings:
   1. Contractor to set up and attend the following:
      a. Lock distributor to meet with the Owner to finalize lock functions and keying requirements and to obtain final instructions in writing.
      b. Lock distributor and lock, closer and exit device manufacturer to meet with the installer prior to beginning of installation of door hardware. Instruct installer on proper installation of specified products.

C. Fire-Rated Openings: Provide door hardware for fire-rated openings that complies with NFPA Standard No. 80 requirements of authorities having jurisdiction. Provide only items of door hardware that are listed and tested by UL or Warnock Hersey for given type/size opening and degree of label. Provide proper latching hardware, door closers, approved-bearing hinges and seals whether listed in the Hardware Schedule or not. All hardware to comply with State and local codes and UL 10C.
   1. Where emergency exit devices are required on fire-rated doors, (with supplementary marking on doors' UL labels indicating "Fire Door to be equipped with Fire Exit Hardware") provide UL label on exit devices indicating "Fire Exit Hardware".

D. All hardware is to comply with Federal and State Handicap laws.

E. Substitutions: Request for substitutions of items of hardware other than those listed as "acceptable and approved" shall be made to the architect in writing no later than fourteen (14) days prior to bid opening. Approval of substitutions will only be given in writing or by Addenda. Requests for substitutions shall be accompanied by samples and/or detailed information for each manufacturer of each product showing design, functions, material thickness and any other pertinent information needed to compare your product with that specified. Lack of this information will result in a refusal.

1.6 PRODUCT HANDLING

A. Tag each item or package separately with identification related to final hardware schedule, and include basic installation instructions with each item or package.

B. Packaging of door hardware is responsibility of supplier. As material is received by hardware supplier from various manufacturers, sort and repackage in containers clearly marked with appropriate hardware set number to match set numbers of approved hardware schedule. Two or more identical sets may be packed in same container.

C. Inventory door hardware jointly with representatives of hardware supplier and hardware installer until each is satisfied that count is correct.

D. Deliver individually packaged door hardware items promptly to place of installation (shop or Project site).

E. Provide secure lock-up for door hardware delivered to the Project, but not yet installed. Control handling and installation of hardware items that are not immediately replaceable so that completion of the Work will not be delayed by hardware losses both before and after installation.

1.7 WARRANTY

A. Special warranties:
   1. Door Closers: Ten year period
   2. Exit Devices: Three year period
   3. Automatic Door Operators: Two year period
   4. Locks and Cylinders: Three year period

1.8 MAINTENANCE

A. Maintenance Tools and Instructions: Furnish a complete set of specialized tools and maintenance instructions that are packed in hardware items for Owner's continued adjustment, maintenance, and removal and replacement of door hardware.

PART 2 - PRODUCTS

2.1 MANUFACTURED UNITS
(*Denotes manufacturer referenced in the Hardware Headings)

A. Hinges:
   1. Acceptable manufacturers:
      a. Ives*
      b. Bommer
      c. McKinney
   2. Characteristics:
      a. Templates: Provide only template-produced units.
      b. Screws: Provide Phillips flat-head screws complying with the following requirements:
         1) For metal doors and frames install machine screws into drilled and tapped holes.
         2) For wood doors and frames install threaded-to-the-head wood screws.
         3) For fire-rated wood doors install #12 x 1-1/4 inch, threaded-to-the-head steel wood screws.
         4) Finish screw heads to match surface of hinges or pivots.
      c. Hinge pins: Except as otherwise indicated, provide hinge pins as follows:
         1) Out-Swing Exterior Doors: Non-removable pins.
         2) Out-Swing Corridor Doors with Locks: Non-removable pins.
         3) Interior Doors: Non-rising pins.
         4) Tips: Flat button and matching plug. Finished to match leafs.
      d. Size: Size hinges in accordance with specified manufacturer’s published recommendations.
      e. Quantity: Furnish one pair of hinges for all doors up to 5’-0" high. Furnish one hinge for each additional 2-1/2 feet or fraction thereof, unless otherwise specified in Hardware Headings.

B. Continuous Hinges:
   1. Acceptable manufacturers:
      a. Ives*
      b. Select Products
      c. Markar
   2. Characteristics:
      a. Continuous gear hinges to be manufactured of extruded 6063-T6 aluminum alloy with anodized finish, or factory painted finish as scheduled.
      b. All hinges are to be manufactured to template. Uncut hinges to be non-handed and to be a pinless assembly of three interlocking extrusions applied to the full height of the door and frame without mortising.
      c. Vertical door loads to be carried on chemically lubricated polyacetal thrust bearings. The door and frame leaves to be continually geared together for the entire hinge length and secured with a full cover channel. Hinge to operate to a full 180°.
      d. Hinges to be milled, anodized and assembled in matching pairs. Fasteners supplied to be steel self-drilling, self-tapping 12-24 x ¾" screws.
      e. Provide UL listed continuous hinges at fire doors. Continuous hinges at fire doors (suffix -FR) to meet the required ratings without the use of auxiliary fused pins or studs.

C. Cylinders:
   1. Acceptable manufacturers:
      a. Schlage* Everest
      b. Corbin-Russwin
      c. Sargent
   2. Characteristics:
      a. New Standard system: Except as otherwise indicated, provide new master key system for Project.
      b. Equip locksets with Small Format Interchangeable Core (SFIC) cylinders featuring, un-restricted keys (Schlage Everest 29S) and auxiliary locking pin.
      c. Metals: Construct lock cylinder parts from brass or bronze, stainless steel, or nickel silver.
      d. Comply with Owner's instructions for master keying and, except as otherwise indicated, provide individual change key for each lock that is not designated to be keyed alike with a group of related locks.
         1) Permanently inscribe each key with number of lock that identifies cylinder manufacturer's key symbol, and notation, "DO NOT DUPLICATE".
      e. Key Material: Provide keys of nickel silver only.
      f. Key Quantity: Furnish (3) change keys for each lock, (5) master keys for each master system, (5) grandmaster keys for each grandmaster system, (10) construction master keys, (2) construction Control Keys.
         1) Furnish one extra blank for each lock.
         2) Furnish construction master keys to General Contractor.
         3) Deliver keys to Owner.

D. Locksets:
   1. Acceptable manufacturers:
      a. Schlage* AL-Series
      b. Corbin-Russwin CL3800 Series
      c. Sargent 2300 Series
   2. Characteristics:
      a. Standard Duty Cylindrical Locks and Latches: as scheduled, fastened with through-bolts and threaded chassis hubs.
      b. Chassis: Cylindrical design, corrosion-resistant plated cold-rolled steel.
      c. Locking Spindle: Stainless steel, interlocking design.
      d. Latch Retractors: Forged steel. Balance of inner parts: Corrosion-resistant plated steel or stainless steel.
      e. Lever Trim: Accessible design, independent operation, spring-cage supported, minimum 2" clearance from lever mid-point to face of door.
      f. Rosettes: Minimum 3-7/16" diameter for coverage of ANSI/DHI A115.18, 1994 door preparation, through-bolt lugs on both spring cages to fully engage this pattern.
      g. Springs: Full compression type.
      h. Strikes: 16 gage curved steel, bronze or brass with 1" deep box construction, lips of sufficient length to clear trim and protect clothing.
      i. Lock Series and Design: Schlage AL series, 06 design.
      j. Certifications:
         1) ANSI A156.2, 1994, Series 4000, Grade 2
         2) UL listed for A label single doors up to 4 ft x 8 ft.

E. Exit Devices:
   1. Acceptable manufacturers:
      a. Von Duprin 22 Series*
      b. Arrow 1000 Series
      c. Precision 5000 Series
   2. Characteristics:
      a. Exit devices to be UL Listed for life safety. Exit devices for fire rated openings to have “UL" labels for “Fire Exit Hardware."
      b. Exit devices mounted on labeled wood doors to be mounted on the door per the door manufacturer’s requirements.
      c. All trim to be thru-bolted to the lock stile case.
      d. Lever trim to be solid case material with a break-away feature to limit damage to the unit from vandalism. Lever design to match locksets.
      e. All exit devices to be made of brass, bronze, stainless steel, or aluminum material, powder coated, anodized, or plated to the standard architectural finishes to match the balance of the door hardware.
      f. Provide glass bead conversion kits to shim exit devices on doors with raised glass beads.
      g. All exit devices to be one manufacturer. No deviation will be considered.
      h. All series exit devices to incorporate a fluid damper, which decelerates the touchpad on its return stroke and eliminates noise associated with exit device operation. All exit devices to be non-handed. Touchpad to extend a minimum of 1/2 of the door width and to extend to the height of the cross rail housing for a “no pinch” operation. Plastic touchpads are not

acceptable. All latchbolts to be the deadlocking type. Latchbolts to have a self-lubricating coating to reduce wear. Plated or plastic coated latchbolts are not acceptable. Plastic linkage and “dogging” components are not acceptable.

i. Surface vertical rod devices to be UL labeled for fire door applications without the use of bottom rod assemblies. Where bottom rods are required for security applications, the devices to be UL labeled for fire doors applications with rod and latch guards by the device manufacturer.

j. Exit devices to include impact resistant, flush mounted end cap design to avoid damage due to carts and other heavy objects passing through an opening. End cap to be of heavy-duty metal alloy construction and provide horizontal adjustment to provide alignment with device cover plate. When exit device end cap is installed, no raised edges will protrude.

F. Closers and Door Control Devices:

1. Acceptable manufacturers:
   a. LCN Closers 1460/4630 Series*
   b. Norton 8000 Series
   c. Sargent 1330 Series
   d. Besam SW200I
2. Characteristics:
   a. Door closers to have fully hydraulic, full rack and pinion action with a high strength cast iron cylinder.
   b. All closers to utilize a stable fluid withstanding temperature range of 120°F to -30°F without seasonal adjustment of closer speed to properly close the door. Closers for fire-rated doors to be provided with temperature stabilizing fluid that complies with standards UBC 7-2 (1997) and UL 10C.
   c. Spring power to be continuously adjustable over the full range of closer sizes, and allow for reduced opening force for the physically handicapped. Spring power adjustment (LCN Fast ™ Power Adjust) allows for quick and accurate power adjustment and visually shows closer power size settings by way of dial adjustment gauge located on closer spring tube. Hydraulic regulation to be by tamper-proof, non-critical valves. Closers to have separate adjustment for latch speed, general speed and back check.
   d. All closers to have solid forged steel main arms (and forearms for parallel arm closers) and where specified to have a cast-in solid stop on the closer shoe (“CUSH”). All parallel arm mounted closers to have “EDA” type arms or, where door travel on out-swing doors must be limited, use “CUSH” or “SCUSH” type closers. Auxiliary stops are not required when “CUSH” type closers are used. Provide drop plates where top rail of door is not sufficient for closer mounting. Provide “cush shoe supports” and “blade stop spacers” where dictated by frame details.
   e. All surface closers to be certified to exceed ten million (10,000,000) full load cycles by a recognized independent testing laboratory. All closers (overhead, surface and concealed) to be of one manufacturer and carry

manufacturer's ten year warranty

f. Access-Free Manual Closers: Where manual closers are indicated for doors required to be accessible to the physically handicapped provide adjustable units complying with ADA and ANSI A-117.1 provisions for door opening force.

g. Closers to be installed to allow door swing as shown on plans. Doors swinging into exit corridors to provide for corridor clear width as required by code. Where possible, mount closers inside rooms.

h. Powder coating finish to be certified to exceed 100 hours salt spray testing by ETL, an independent testing laboratory used by BHMA for ANSI certification.

G. **POWER SUPPLY**

A. Shall be of one manufacturer as listed for continuity of design and consideration of warranty.

B. Standards: Manufacturer shall meet requirements for:
1. UL Listed

C. Design:
1. Use with modular access control systems
2. Field selectable filtered and regulated 12 VDC or 24 VDC constant voltage
3. 1 AMP load capacity
4. Circuit breaker protected AC input voltage, secondary output PTC protected
5. Fire alarm input provides simultaneous release of Fail Safe locks and holders
6. Interface relay
7. LED status indicators provide information regarding AC input, DC output, and battery backup status
8. Separate inputs for activation switch on entry and egress and ingress side of opening.
9. 5 amp hour battery backup
10. Input 115 VAC (230 VAC optional)
11. Optional dual 12 VDC or 24 VDC output

D. Acceptable Manufacturers:
1. LCN
2. Or Equal

H. **DOOR ACTUATORS**

1. Shall be of one manufacturer as listed for continuity of design and consideration of warranty.

a. Design:
1. 4-1/2” diameter button “PUSH TO OPEN”.
2. Single gang, wall mounted.
3. Momentary, SPDT

b. Standards: Manufacturer shall meet requirements for:
1. IBC 1008.1.3.4

2. NFPA 7.2.1.6.2
3. California Fire Code

c. Design:
1. 1-1/2” square button “PUSH TO OPEN”.
2. Single gang, wall mounted
3. Momentary, SPDT

d. Acceptable Manufacturers:
1. LCN 8310*
2. Besam C1260

I. Overhead Door Holders:
1. Acceptable manufacturers:
   a. Glynn Johnson*
   b. Rixson Firemark
2. Characteristics:
   a. Provide heavy duty door holders surface mounted) of stainless steel.
   b. Surface holders to be installed with the jamb bracket mounted on the stop.

J. Floor Stops and Wall Bumpers:
1. Acceptable manufacturers:
   a. Trimco
   b. Ives*
   c. Rockwood Manufacturing
2. Characteristics: Refer to Hardware Headings.

K. Door Bolts/Coordinators:
1. Acceptable manufacturers:
   a. Trimco
   b. Ives*
   c. Rockwood Manufacturing
2. Characteristics:
   a. Flush bolts to be forged brass 6-3/4" x 1", with 1/2" diameter bolts. Plunger to be supplied with milled surface one side that fits into a matching guide.
   b. Provide filler piece to close the header. Provide brackets as required for mounting of soffit applied hardware.

L. Push Plates:
1. Acceptable manufacturers:
   a. Trimco
   b. Ives*
   c. Rockwood Manufacturing
2. Characteristics:
   a. Exposed Fasteners: Provide manufacturers standard exposed fasteners.
   b. Material to be forged stainless steel, per the Hardware Headings.
   c. Provide plates sized as shown in Hardware Headings.

M. Door Pulls & Pull Plates:
   1. Acceptable manufacturers:
      a. Trimco
      b. Ives*
      c. Rockwood Manufacturing
   2. Characteristics:
      a. Provide concealed thru-bolted trim on back to back mounted pulls, but not for single units.
      b. Material to be forged stainless steel.
      c. Provide units sized as shown in Hardware Headings.

N. Push Pull Sets:
   1. Acceptable manufacturers:
      a. Trimco
      b. Ives*
      c. Rockwood Manufacturing
   2. Characteristics:
      a. Provide mounting systems as shown in hardware sets.
      b. Material to be tubular stainless steel.
      c. Provide Push/Pull sets sized as shown in Hardware Headings.

O. Protective Plates:
   1. Acceptable manufacturers:
      a. Trimco
      b. Ives*
      c. Rockwood Manufacturing
   2. Characteristics:
      a. Provide manufacturers standard exposed fasteners for door trim units consisting of either machine screws or self-tapping screws.
      b. Materials:
         1) Metal Plates: Stainless Steel, .050 inch (U.S. 18 gage).
      c. Fabricate protection plates not more than 2 inches less than door width on push side and not more than 1 inch less than door width on pull side.
      d. Heights:
         1) Kick plates to be 8 inches in height.
         2) Mop plates to be 6 inches in height.
         3) Kick plates and Mop plates to be 1” less that bottom rail height where applicable.

P. Thresholds:
   1. Acceptable manufacturers:
      a. Zero Weatherstripping Co., Inc.*
      b. National Guard Products, Inc.*
      c. Reese Industries
   2. Types: Indicated in Hardware Headings.

Q. Door Seals/Gasketing:
   1. Acceptable manufacturers:
      a. Zero Weatherstripping Co., Inc.*
      b. National Guard Products, Inc.*

c. Reese Industries
2. Types: Indicated in Hardware Headings.

R. Silencers:
1. Acceptable manufacturers:
a. Ives*
b. Hager
c. Rockwood Manufacturing
2. Three for each single door; two for each pair of doors.

S. Key Cabinet and System:
1. Acceptable manufacturers:
a. Telkee, Inc.
2. Provide a key control system including envelopes, labels, tags with self-locking key clips, receipt forms, 3-way visible card index, temporary markers, permanent markers, and standard metal cabinet, all as recommended by system manufacturer, with capacity for 150 percent of the number of locks required for the project.
a. Provide complete cross index system set up by key control distributor, and place keys on markers and hooks in the cabinet as determined by the final key schedule.
b. Provide hinged-panel type cabinet for wall mounting.
c. Provide multiple-drawer type cabinet.

2.2 MATERIALS AND FABRICATION

A. Manufacturer's Name Plate: Do not use manufacturers' products that have manufacturer's name or trade name displayed in a visible location (omit removable nameplates) except in conjunction with required fire-rated labels and as otherwise acceptable to Architect.
1. Manufacturer's identification will be permitted on rim of lock cylinders only.

B. Base Metals: Produce hardware units of basic metal and forming method indicated, using manufacturer's standard metal alloy, composition, temper, and hardness, but in no case of lesser (commercially recognized) quality than specified for applicable hardware units by applicable ANSI/BHMA A156 series standards for each type of hardware item and with ANSI/BHMA A156.18 for finish designations indicated. Do not furnish "optional" materials or forming methods for those indicated, except as otherwise specified.

C. Fasteners: Provide hardware manufactured to conform to published templates, generally prepared for machine screw installation.
1. Do not provide hardware that has been prepared for self-tapping sheet metal screws, except as specifically indicated.
2. Furnish screws for installation with each hardware item. Provide Phillips flat-head screws except as otherwise indicated. Finish exposed (exposed under any condition) screws to match hardware finish or, if exposed in surfaces of other work, to match finish of this other work as closely as possible including “prepared for paint" surfaces to receive painted finish.
3. Provide concealed fasteners for hardware units that are exposed when door is

closed except to the extent no standard units of type specified are available with concealed fasteners.

4. Use thru-bolts for installation of all exit devices, closers, and surface-mounted overhead stops. Coordinate with wood doors and metal doors and frames. Where thru-bolts are used, provide sleeves for each thru-bolt as a means of reinforcing the work, or provide sex nuts and bolts.

2.3 HARDWARE FINISHES

A. Match items to the manufacturer's standard color and texture finish for the latch and lock sets (or push-pull units if no latch or lock sets).

B. Provide finishes that match those established by ANSI or, if none established, match the Architect's sample.

C. Provide quality of finish, including thickness of plating or coating (if any), composition, hardness, and other qualities complying with manufacturer's standards, but in no case less than specified by referenced standards for the applicable units of hardware.

D. Provide protective lacquer coating on all exposed hardware finishes of brass, bronze, and aluminum, except as otherwise indicated. The suffix "-NL" is used with standard finish designations to indicate "no lacquer."

E. The designations used to indicate hardware finishes are those listed in ANSI/BHMA A156.18, "Materials and Finishes," including coordination with the traditional U.S. finishes shown by certain manufacturers for their products.

1. Hinges: 646 (US15) Satin Nickel Hinges
2. Continuous Hinges: 628 (US28) Clear Anodized Aluminum
3. Flush Bolts: 619 (US15) Satin Nickel
4. Cylindrical Locks: 619 (US15) Satin Nickel
5. Exit Devices: 628 (US28)
6. Door Closers: 689 Powder Coat Aluminum
7. Push Plates: 619 (US15) Satin Nickel
8. Pull Plates: 619 (US15) Satin Nickel
9. Protective Plates: 619 (US15) Satin Nickel
10. Door Stops: 619 (US15) Satin Nickel

PART 3 - EXECUTION

3.1 INSTALLATION

A. Mount hardware units at heights indicated in following applicable publications, except as specifically indicated or required to comply with governing regulations and except as otherwise directed by Architect.
1. "Recommended Locations for Builders Hardware for Standard Steel Doors and Frames" by the Door and Hardware Institute.
2. "Recommended Locations for Builders Hardware for Custom Steel Doors and Frames" by the Door and Hardware Institute.
3. NWWDA Industry Standard I.S.1.7, "Hardware Locations for Wood Flush Doors."

B. Install each hardware item in compliance with the manufacturer's instructions and recommendations. Where cutting and fitting is required to install hardware onto or into surfaces that are later to be painted or finished in another way, coordinate removal, storage, and reinstallation or application of surface protection with finishing work specified in the Division 9 Sections. Do not install surface-mounted items until finishes have been completed on the substrates involved.

C. Set units level, plumb, and true to line and location. Adjust and reinforce the attachment substrate as necessary for proper installation and operation.

D. Drill and countersink units that are not factory prepared for anchorage fasteners. Space fasteners and anchors in accordance with industry standards.

E. Set thresholds for exterior doors in full bed of butyl-rubber or polyisobutylene mastic sealant complying with requirements specified in Division 7 Section “Joint Sealers”.

F. Weatherstripping and Seals: Comply with manufacturer's instructions and recommendations to the extent installation requirements are not otherwise indicated.

3.2 ADJUSTING, CLEANING, AND DEMONSTRATING

A. Adjust and check each operating item of hardware and each door to ensure proper operation or function of every unit. Replace units that cannot be adjusted to operate freely and smoothly or as intended for the application made.
   1. Where door hardware is installed more than one month prior to acceptance or occupancy of a space or area, return to the installation during the week prior to acceptance or occupancy and make final check and adjustment of all hardware items in such space or area. Clean operating items as necessary to restore proper function and finish of hardware and doors. Adjust door control devices to function properly with final operation of heating and ventilating equipment.

B. Clean adjacent surfaces soiled by hardware installation.

C. Door Hardware Supplier's Field Service:
   1. Inspect door hardware items for correct installation and adjustment after complete installation of door hardware.
   2. Instruct Owner's personnel in the proper adjustment and maintenance of door hardware and hardware finishes.
   3. File written report of this inspection to Architect.

3.3 HARDWARE SCHEDULE

HW SET: 1.01

DOOR NUMBER:
1A

EACH TO HAVE:

2	CONT. HINGE	112HD	IVE
1	SFIC RIM CYLINDER	80-159-ICX	SCH
1	SFIC EVEREST CORE	80-037	SCH
2	90 DEG OFFSET PULL/PUSH	9190HD 12” O	IVE
1	AUTO EQUALIZER	4642	LCN
1	SURFACE CLOSER	1461 HCUSH	LCN
1	SEAL	BY ALUMINUM DOOR MFR	
1	MEETING EDGE SEAL	BY ALUMINUM DOOR MFR	
1	DOOR BOTTOM	BY ALUMINUM DOOR MFR	
1	THRESHOLD	896S	NGP
2	WALL PLATE ACTUATORS	8310-856T	LCN
1	RELAY MODULE	8310-845	LCN

HW SET: 1.02

DOOR NUMBER:
1B

EACH TO HAVE:

3	HW HINGE	5BB1HW 4.5 X 4.5	IVE
1	FIRE EXIT HARDWARE	22-L-F	VON
1	SFIC RIM CYLINDER	80-159-ICX	SCH
1	SFIC EVEREST CORE	80-037	SCH
1	AUTO EQUALIZER	4631	LCN
1	KICK PLATE	8400	IVE
1	WALL STOP	WS407CVX	IVE
1	SEAL	5020B	NGP
1	WALL PLATE ACTUATOR	8310-856-T	LCN
1	WALL PLATE ACTUATOR	8310-818-T	LCN

HW SET: 2.01

DOOR NUMBER:
2 12

EACH TO HAVE:

3	HINGE	5BB1 4.5 X 4.5	IVE
1	OFFICE LOCK	AL50H	SCH
1	PERMANENT CORE	80-037	SCH
1	SURFACE CLOSER	1461 REG ARM	LCN
1	KICK PLATE	8400	IVE
1	FLOOR STOP	FS439	IVE

HW SET: 3.01

DOOR NUMBER:
4A 4B 10 11A

EACH TO HAVE:

3	HINGE	5BB1 4.5 X 4.5	IVE
1	CLASSROOM LOCK	AL70H	SCH
1	PERMANENT CORE	80-037	SCH
1	SURFACE CLOSER	1461 CUSH	LCN
1	KICK PLATE	8400	IVE
1	SEALS	5020B	NGP

HW SET: 4.01

DOOR NUMBER:
5A 5B 6

EACH TO HAVE:

3	HW HINGE	5BB1HW 4.5 X 4.5	IVE
1	PUSH PLATE	8200 4” X 16”	IVE
1	PULL PLATE	8303 10” 4” X 16”	IVE
1	SURFACE CLOSER	1461 HCUSH	LCN
1	KICK PLATE	8400	IVE
1	MOP PLATE	8400	IVE
1	WALL STOP	WS407CVX	IVE

HW SET: 5.01

DOOR NUMBER:
8A

EACH TO HAVE:

3	HINGE	5BB1 4.5 X 4.5	IVE
1	CLASSROOM LOCK	AL70H	SCH
1	PERMANENT CORE	80-037	SCH
1	OH STOP	90S	GLY

HW SET: 5.02

DOOR NUMBER:
8B 16

EACH TO HAVE:

3	HINGE	5BB1 4.5 X 4.5	IVE
1	CLASSROOM LOCK	AL70H	SCH
1	PERMANENT CORE	80-037	SCH
1	WALL STOP	WS407CVX	IVE

HW SET: 6.01

DOOR NUMBER:
9

EACH TO HAVE:

3	HINGE	5BB1 4.5 X 4.5	IVE
1	PRIVACY LOCK	AL40S	SCH
1	KICK PLATE	8400	IVE
1	FLOOR STOP	FS439	IVE
1	SEALS	2525B	NGP
1	COAT AND HAT HOOK	582	IVE

HW SET: 7.01

DOOR NUMBER:
13A

EACH TO HAVE:

1	CONT. HINGE	224HD	IVE
1	PANIC HARDWARE	22-NL-OP-110MD	VON
1	SFIC RIM CYLINDER	80-159-ICX	SCH
1	SFIC EVEREST CORE	80-037	SCH
1	DOOR PULL, 1" ROUND	8103EZHD 12" O	IVE
1	SURFACE CLOSER	1461 SCUSH	LCN
1	KICK PLATE	8400	IVE
1	DRIP CAP	16A	NGP
1	SEALS	5020B	NGP
1	DOOR SWEEP	C607A	NGP
1	THRESHOLD	896S	NGP

HW SET: 8.01

DOOR NUMBER:
5B

EACH TO HAVE:

3	HINGE	5BB1 4.5 X 4.5	IVE
1	PRIVACY LOCK	AL40S	SCH
1	KICK PLATE	8400	IVE
1	FLOOR STOP	FS439	IVE
1	SEALS	2525B	NGP
1	COAT AND HAT HOOK	582	IVE

HW SET: 9.01

DOOR NUMBER:
13B B1

EACH TO HAVE:

3	HW HINGE	5BB1HW 4.5 X 4.5	IVE
1	FIRE EXIT HARDWARE	22-L-F @ UL RATED DOORS	VON
1	EXIT HARDWARE	22-L-F @ NON-RATED DOORS	VON
1	SFIC RIM CYLINDER	80-159-ICX	SCH
1	SFIC EVEREST CORE	80-037	SCH
1	SURFACE CLOSER	1461 SCUSH	LCN
1	KICK PLATE	8400	IVE
1	SEALS	5020B	NGP

HW SET: 10.01

DOOR NUMBER:
B6

EACH TO HAVE:

3	HINGE	5BB1 4.5 X 4.5	IVE
1	STOREROOM LOCK	AL80H	SCH
1	PERMANENT CORE	80-037	SCH
1	SURFACE CLOSER	1461 REG ARM	LCN
1	KICK PLATE	8400	IVE
1	FLOOR STOP	FS439	IVE
1	SEALS	5020B	NGP

END OF SECTION

SECTION 088000 - GLAZING

PART 1 - GENERAL

1.1 SUMMARY

A. Section includes:

1. Glass for storefront framing.
2. Glazing sealants and accessories.

1.2 COORDINATION

A. Coordinate glazing channel dimensions to provide necessary bite on glass, minimum edge and face clearances, and adequate sealant thicknesses, with reasonable tolerances.

1.3 ACTION SUBMITTALS

A. Product Data: For each type of product.

B. Glass Samples: For each type of glass product other than clear monolithic vision glass; 12 inches (300 mm) square.

C. Glazing Schedule: List glass types and thicknesses for each size opening and location. Use same designations indicated on Drawings.

D. Delegated-Design Submittal: For glass indicated to comply with performance requirements and design criteria, including analysis data signed and sealed by the qualified professional engineer responsible for their preparation.

1.4 INFORMATIONAL SUBMITTALS

A. Preconstruction adhesion and compatibility test report.

1.5 QUALITY ASSURANCE

A. Sealant Testing Agency Qualifications: An independent testing agency qualified according to ASTM C 1021 to conduct the testing indicated.

1.6 PRECONSTRUCTION TESTING

A. Preconstruction Adhesion and Compatibility Testing: Test each glass product, tape sealant, gasket, glazing accessory, and glass-framing member for adhesion to and compatibility with elastomeric glazing sealants.

1. Testing is not required if data are submitted based on previous testing of current sealant products and glazing materials matching those submitted.

1.7 WARRANTY

A. Manufacturer's Special Warranty for Coated-Glass Products: Manufacturer agrees to replace coated-glass units that deteriorate within specified warranty period. Deterioration of coated glass is defined as defects developed from normal use that are not attributed to glass breakage or to maintaining and cleaning coated glass contrary to manufacturer's written instructions. Defects include peeling, cracking, and other indications of deterioration in coating.

1. Warranty Period: 10 years from date of Substantial Completion.

B. Manufacturer's Special Warranty for Laminated Glass: Manufacturer agrees to replace laminated-glass units that deteriorate within specified warranty period. Deterioration of laminated glass is defined as defects developed from normal use that are not attributed to glass breakage or to maintaining and cleaning laminated glass contrary to manufacturer's written instructions. Defects include edge separation, delamination materially obstructing vision through glass, and blemishes exceeding those allowed by referenced laminated-glass standard.

1. Warranty Period: 10 years from date of Substantial Completion.

C. Manufacturer's Special Warranty for Insulating Glass: Manufacturer agrees to replace insulating-glass units that deteriorate within specified warranty period. Deterioration of insulating glass is defined as failure of hermetic seal under normal use that is not attributed to glass breakage or to maintaining and cleaning insulating glass contrary to manufacturer's written instructions. Evidence of failure is the obstruction of vision by dust, moisture, or film on interior surfaces of glass.

1. Warranty Period: 10 years from date of Substantial Completion.

PART 2 - PRODUCTS

2.1 MANUFACTURERS

1. Manufacturers: Subject to compliance with requirements, provide products by one of the following:

   a. Oldcastle BuildingEnvelope™.
   b. Pilkington North America.
   c. PPG Industries, Inc.
   d. Or Equal

2.2 PRODUCT REQUIREMENTS

A. Delegated Design: Engage a qualified professional engineer, as defined in Section 014000 "Quality Requirements," to design glazing.

B. Structural Performance: Glazing shall withstand the following design loads within limits and under conditions indicated determined according to the International Building Code and ASTM E 1300.

C. Windborne-Debris-Impact Resistance: Exterior glazing shall comply with basic-protection testing requirements in ASTM E 1996 for Wind Zone 1 when tested according to ASTM E 1886. Test specimens shall be no smaller in width and length than glazing indicated for use on Project and shall be installed in same manner as glazing indicated for use on Project.

1. Large-Missile Test: For glazing located within 30 feet (9.1 m) of grade.
2. Small-Missile Test: For glazing located more than 30 feet (9.1 m) above grade.

D. Safety Glazing: Where safety glazing is indicated, provide glazing that complies with 16 CFR 1201, Category II.

E. Thermal and Optical Performance Properties: Provide glass with performance properties specified, as indicated in manufacturer's published test data, based on procedures indicated below:

1. U-Factors: Center-of-glazing values, according to NFRC 100 and based on LBL's WINDOW 5.2 computer program, expressed as Btu/sq. ft. x h x deg F (W/sq. m x K).
2. Solar Heat-Gain Coefficient and Visible Transmittance: Center-of-glazing values, according to NFRC 200 and based on LBL's WINDOW 5.2 computer program.
3. Visible Reflectance: Center-of-glazing values, according to NFRC 300.

2.3 GLASS PRODUCTS, GENERAL

A. Glazing Publications: Comply with published recommendations of glass product manufacturers and organizations below unless more stringent requirements are indicated. See these publications for glazing terms not otherwise defined in this Section or in referenced standards.

1. GANA Publications: "Laminated Glazing Reference Manual" and "Glazing Manual."
2. AAMA Publications: AAMA GDSG-1, "Glass Design for Sloped Glazing," and AAMA TIR A7, "Sloped Glazing Guidelines."
3. IGMA Publication for Sloped Glazing: IGMA TB-3001, "Guidelines for Sloped Glazing."
4. IGMA Publication for Insulating Glass: SIGMA TM-3000, "North American Glazing Guidelines for Sealed Insulating Glass Units for Commercial and Residential Use."

B. Safety Glazing Labeling: Where safety glazing is indicated, permanently mark glazing with certification label of the SGCC or manufacturer. Label shall indicate manufacturer's name, type of glass, thickness, and safety glazing standard with which glass complies.

C. Insulating-Glass Certification Program: Permanently marked either on spacers or on at least one component lite of units with appropriate certification label of IGCC.

D. Thickness: Where glass thickness is indicated, it is a minimum. Provide glass that complies with performance requirements and is not less than the thickness indicated.

E. Strength: Where annealed float glass is indicated, provide annealed float glass, heat-strengthened float glass, or fully tempered float glass as needed to comply with "Performance Requirements" Article. Where heat-strengthened float glass is indicated, provide heat-strengthened float glass or fully tempered float glass as needed to comply with "Performance Requirements" Article. Where fully tempered float glass is indicated, provide fully tempered float glass.

2.4 GLASS PRODUCTS

A. Clear Annealed Float Glass: ASTM C 1036, Type I, Class 1 (clear), Quality-Q3.

B. Tinted Annealed Float Glass: ASTM C 1036, Type I, Class 2 (tinted), Quality-Q3.

C. Fully Tempered Float Glass: ASTM C 1048, Kind FT (fully tempered), Condition A (uncoated) unless otherwise indicated, Type I, Class 1 (clear) or Class 2 (tinted) as indicated, Quality-Q3.

D. Heat-Strengthened Float Glass: ASTM C 1048, Kind HS (heat strengthened), Type I, Condition A (uncoated) unless otherwise indicated, Type I, Class 1 (clear) or Class 2 (tinted) as indicated, Quality-Q3.

E. Pyrolytic-Coated, Low-Maintenance Glass: Clear float glass with a coating on first surface having both photocatalytic and hydrophilic properties that act to loosen dirt and to cause water to sheet evenly over the glass instead of beading.

1. PPG Industries, Inc. or Equal

F. Reflective-Coated Vision Glass: ASTM C 1376.

1. PPG Industries, Inc. or Equal

2.5 INSULATING GLASS

A. Insulating-Glass Units: Factory-assembled units consisting of sealed lites of glass separated by a dehydrated interspace, qualified according to ASTM E 2190.

1. Sealing System: Dual seals.
2. Spacer: Manufacturer's standard spacer material and construction or Aluminum with bronze, color anodic finish. Thermally broken aluminum.

2.6 GLAZING SEALANTS

A. General:

1. Compatibility: Compatible with one another and with other materials they contact, including glass products, seals of insulating-glass units, and glazing channel substrates, under conditions of service and application, as demonstrated by sealant manufacturer based on testing and field experience.
2. Suitability: Comply with sealant and glass manufacturers' written instructions for selecting glazing sealants suitable for applications indicated and for conditions existing at time of installation.
3. Field-applied sealants shall have a VOC content of not more than 250 g/L.
4. Sealants shall comply with the testing and product requirements of the California Department of Public Health's (formerly, the California Department of Health Services') "Standard Method for the Testing and Evaluation of Volatile Organic Chemical Emissions from Indoor Sources Using Environmental Chambers."
5. Colors of Exposed Glazing Sealants: As selected by Architect from manufacturer's full range.

B. Glazing Sealant: Neutral-curing silicone glazing sealant complying with ASTM C 920, Type S, Grade NS, Class 25, Use NT.

1. Manufacturers: Subject to compliance with requirements, provide products by one of the following:

   a. Dow Corning Corporation.
   b. Sika Corporation.
   c. Tremco Incorporated.
   d. Or Equal

2.7 GLAZING TAPES

A. Back-Bedding Mastic Glazing Tapes: Preformed, butyl-based, 100 percent solids elastomeric tape; nonstaining and nonmigrating in contact with nonporous surfaces; with or without spacer rod as recommended in writing by tape and glass manufacturers for application indicated; and complying with ASTM C 1281 and AAMA 800 for products indicated below:

   1. AAMA 804.3 tape, where indicated.
   2. AAMA 806.3 tape, for glazing applications in which tape is subject to continuous pressure.
   3. AAMA 807.3 tape, for glazing applications in which tape is not subject to continuous pressure.

B. Expanded Cellular Glazing Tapes: Closed-cell, PVC foam tapes; factory coated with adhesive on both surfaces; and complying with AAMA 800 for the following types:

   1. AAMA 810.1, Type 1, for glazing applications in which tape acts as the primary sealant.
   2. AAMA 810.1, Type 2, for glazing applications in which tape is used in combination with a full bead of liquid sealant.

2.8 MISCELLANEOUS GLAZING MATERIALS

A. Cleaners, Primers, and Sealers: Types recommended by sealant or gasket manufacturer.

B. Setting Blocks: Elastomeric material with a Shore, Type A durometer hardness of 85, plus or minus 5.

C. Spacers: Elastomeric blocks or continuous extrusions of hardness required by glass manufacturer to maintain glass lites in place for installation indicated.

D. Edge Blocks: Elastomeric material of hardness needed to limit glass lateral movement (side walking).

E. Cylindrical Glazing Sealant Backing: ASTM C 1330, Type O (open-cell material), of size and density to control glazing sealant depth and otherwise produce optimum glazing sealant performance.

PART 3 - EXECUTION

3.1 GLAZING, GENERAL

A. Comply with combined written instructions of manufacturers of glass, sealants, gaskets, and other glazing materials, unless more stringent requirements are indicated, including those in referenced glazing publications.

B. Protect glass edges from damage during handling and installation. Remove damaged glass from Project site and legally dispose of off Project site. Damaged glass includes glass with edge damage or other imperfections that, when installed, could weaken glass, impair performance, or impair appearance.

C. Apply primers to joint surfaces where required for adhesion of sealants, as determined by preconstruction testing.

D. Install setting blocks in sill rabbets, sized and located to comply with referenced glazing publications, unless otherwise required by glass manufacturer. Set blocks in thin course of compatible sealant suitable for heel bead.

E. Do not exceed edge pressures stipulated by glass manufacturers for installing glass lites.

F. Provide spacers for glass lites where length plus width is larger than 50 inches (1270 mm).

G. Provide edge blocking where indicated or needed to prevent glass lites from moving sideways in glazing channel, as recommended in writing by glass manufacturer and according to requirements in referenced glazing publications.

3.2 TAPE GLAZING

A. Position tapes on fixed stops so that, when compressed by glass, their exposed edges are flush with or protrude slightly above sightline of stops.

B. Install tapes continuously, but not necessarily in one continuous length. Do not stretch tapes to make them fit opening.

C. Cover vertical framing joints by applying tapes to heads and sills first, then to jambs. Cover horizontal framing joints by applying tapes to jambs, then to heads and sills.

D. Place joints in tapes at corners of opening with adjoining lengths butted together, not lapped. Seal joints in tapes with compatible sealant approved by tape manufacturer.

E. Apply heel bead of elastomeric sealant.

F. Center glass lites in openings on setting blocks, and press firmly against tape by inserting dense compression gaskets formed and installed to lock in place against faces of removable stops. Start gasket applications at corners and work toward centers of openings.

G. Apply cap bead of elastomeric sealant over exposed edge of tape.

3.3 GASKET GLAZING (DRY)

A. Cut compression gaskets to lengths recommended by gasket manufacturer to fit openings exactly, with allowance for stretch during installation.

B. Insert soft compression gasket between glass and frame or fixed stop so it is securely in place with joints miter cut and bonded together at corners.

C. Installation with Drive-in Wedge Gaskets: Center glass lites in openings on setting blocks, and press firmly against soft compression gasket by inserting dense compression gaskets formed and installed to lock in place against faces of removable stops. Start gasket applications at corners and work toward centers of openings. Compress gaskets to produce a weathertight seal without developing bending stresses in glass. Seal gasket joints with sealant recommended by gasket manufacturer.

D. Installation with Pressure-Glazing Stops: Center glass lites in openings on setting blocks, and press firmly against soft compression gasket. Install dense compression gaskets and pressure-glazing stops, applying pressure uniformly to compression gaskets. Compress gaskets to produce a weathertight seal without developing bending stresses in glass. Seal gasket joints with sealant recommended by gasket manufacturer.

E. Install gaskets so they protrude past face of glazing stops.

3.4 SEALANT GLAZING (WET)

A. Install continuous spacers, or spacers combined with cylindrical sealant backing, between glass lites and glazing stops to maintain glass face clearances and to prevent sealant from extruding into glass channel and blocking weep systems until sealants cure. Secure spacers or spacers and backings in place and in position to control depth of installed sealant relative to edge clearance for optimum sealant performance.

B. Force sealants into glazing channels to eliminate voids and to ensure complete wetting or bond of sealant to glass and channel surfaces.

C. Tool exposed surfaces of sealants to provide a substantial wash away from glass.

3.5 CLEANING AND PROTECTION

A. Immediately after installation remove nonpermanent labels and clean surfaces.

B. Protect glass from contact with contaminating substances resulting from construction operations. Examine glass surfaces adjacent to or below exterior concrete and other masonry surfaces at frequent intervals during construction, but not less than once a month, for buildup of dirt, scum, alkaline deposits, or stains.

1. If, despite such protection, contaminating substances do come into contact with glass, remove substances immediately as recommended in writing by glass manufacturer. Remove and replace glass that cannot be cleaned without damage to coatings.

C. Remove and replace glass that is damaged during construction period.

3.6 MONOLITHIC GLASS SCHEDULE

A. Glass Type GL-1: Clear fully tempered float glass.

1. Minimum Thickness: ¼” inch (6 mm).
2. Safety glazing required.

3.7 INSULATING GLASS SCHEDULE

A. Glass Type GL-2: Low-E-coated, tinted insulating glass.

1. Basis-of-Design Product: PPG or Equal
2. Overall Unit Thickness: 1 inch (25 mm).
3. Minimum Thickness of Each Glass Lite: 6 mm
4. Outdoor Lite: Tinted annealed float glass.
5. Tint Color: “SolarBlue” – Light Skyblue
6. Interspace Content: Argon
7. Indoor Lite: Clear annealed or fully tempered float glass.
8. Low-E Coating: Pyrolytic on third surface.
9. Winter Nighttime U-Factor: .29 maximum.
10. Summer Daytime U-Factor: .27 maximum.
11. Visible Light Transmittance: 45 percent minimum.
12. Solar Heat Gain Coefficient: .28 maximum.
13. Safety glazing required.

END OF SECTION 088000

DIVISION 9

FINISHES

SECTION 092900 - GYPSUM BOARD

PART 1 - GENERAL

1.1 SUMMARY

A. Section Includes:
   1. Interior gypsum board for walls.
   2. Exterior gypsum sheathing.

1.2 ACTION SUBMITTALS

A. Product Data: For each type of product.

B. Samples:

   1. Textured Finishes: Manufacturer's standard size for each textured finish indicated and on same backing indicated for Work.

PART 2 - PRODUCTS

2.1 PERFORMANCE REQUIREMENTS

A. Fire-Resistance-Rated Assemblies: For fire-resistance-rated assemblies, provide materials and construction identical to those tested in assembly indicated according to ASTM E 119 by an independent testing agency.

B. STC-Rated Assemblies: For STC-rated assemblies, provide materials and construction identical to those tested in assembly indicated according to ASTM E 90 and classified according to ASTM E 413 by an independent testing agency.

C. Low Emitting Materials: For ceiling and wall assemblies, provide materials and construction identical to those tested in assembly and complying with the testing and product requirements of the California Department of Health Services' "Standard Practice for the Testing of Volatile Organic Emissions from Various Sources Using Small-Scale Environmental Chambers."

2.2 STEEL FRAMING COMPONENTS FOR FURRED CEILINGS

A. General: Provide components complying with ASTM C 754 for conditions indicated.

B. Powder-Actuated Fasteners in Concrete: Fastener system of type suitable for application indicated, fabricated from corrosion-resistant materials, with clips or other accessory devices for attaching hangers of type indicated, and with capability to sustain, without failure, a load equal to 10 times that imposed by ceiling construction, as determined by testing according to ASTM E 1190 conducted by a qualified independent testing agency.

C. Wire Ties: ASTM A 641 (ASTM A 641M), Class 1 zinc coating, soft temper, 0.062 inch (1.6 mm) thick.

D. Channels: Cold-rolled steel, 0.0598-inch (1.5-mm) minimum thickness of base (uncoated) metal and 7/16-inch- (11.1-mm-) wide flanges.

1. Carrying Channels: 1-1/2 inches (38.1 mm) deep, 475 lb/1000 feet (70 kg/100 m), unless otherwise indicated.
2. Furring Channels: 3/4 inch (19.1 mm) deep, 300 lb/1000 feet (45 kg/100 m), unless otherwise indicated.
3. Finish: ASTM A 653, G 60 (ASTM A 653M, Z 180) hot-dip galvanized coating.

E. Drywall Suspension system, as indicated.

2.3 STEEL FRAMING FOR WALLS AND PARTITIONS

A. General: Provide steel framing members complying with the following requirements:

B. Protective Coating: Manufacturer's standard corrosion-resistant coating.

C. Steel Studs and Runners: ASTM C 645, with flange edges of studs bent back 90 degrees and doubled over to form 3/16-inch- (5-mm-) wide minimum lip (return), and complying with the following requirements for minimum thickness of base (uncoated) metal and for depth:

1. Thickness: 20 gauge unless otherwise indicated. (See Structural)
2. Depth: 3-5/8 inches (92.1 mm), where indicated.
3. Depth: 6 inches (152.4 mm) where indicated.
4. Deflection Track: Manufacturer's standard top runner designed to prevent cracking of gypsum board applied to interior partitions resulting from deflection of the structure above fabricated from steel sheet complying with ASTM A 653 (ASTM A 653M) or ASTM A 568 (ASTM A 568M).

5. Top Runner with Compressible Flanges: 2-1/2-inch- (63.5-mm-) deep flanges with V-shaped offsets that compress when pressure is applied from construction above.

6. Steel Flat Strap and Backing Plate: Steel sheet for blocking and bracing complying with ASTM A 653 (ASTM A 653M) or ASTM A 568 (ASTM A 568M), length and width as indicated, and with a minimum base metal (uncoated) thickness as follows:
   a. Thickness: 0.0179 inch (0.45 mm), unless otherwise indicated.

D. Fasteners for Metal Framing: Provide fasteners of type, material, size, corrosion resistance, holding power, and other properties required to fasten steel framing and furring members securely to substrates involved; complying with the recommendations of gypsum board manufacturers for applications indicated.

2.4 EXTERIOR GYPSUM BOARD SHEATING

A. Glass-Mat Gypsum Sheathing Board: ASTM C 1177/C 1177M, with fiberglass mat laminated to both sides and with manufacturer's standard edges.

1. Manufacturers: Subject to compliance with requirements, provide products by one of the following:

   a. CertainTeed Corporation.

b. Georgia-Pacific Building Products.
c. National Gypsum Company.
d. United State Gypsum Company.

2. Core: 5/8 inch (15.9 mm), Regular Type.

2.5 TRIM ACCESSORIES

A. Interior Trim: ASTM C 1047.

1. Material: Galvanized or aluminum-coated steel sheet, rolled zinc, plastic, or paper-faced galvanized steel sheet.

B. Exterior Trim: ASTM C 1047.

1. Material: Hot-dip galvanized steel sheet, plastic, or rolled zinc.

C. Aluminum Trim: ASTM B 221 (ASTM B 221M), Alloy 6063-T5.

2.6 JOINT TREATMENT MATERIALS

A. General: Comply with ASTM C 475/C 475M.

B. Joint Tape:

1. Interior Gypsum Board: Paper.
2. Exterior Gypsum Soffit Board: Paper.
3. Glass-Mat Gypsum Sheathing Board: 10-by-10 glass mesh.
4. Tile Backing Panels: As recommended by panel manufacturer.

C. Joint Compound for Interior Gypsum Board: For each coat use formulation that is compatible with other compounds applied on previous or for successive coats.

2.7 AUXILIARY MATERIALS

A. Laminating Adhesive: Adhesive or joint compound recommended for directly adhering gypsum panels to continuous substrate.

1. Laminating adhesive shall have a VOC content of 50 g/L or less when calculated according to 40 CFR 59, Subpart D (EPA Method 24).
2. Laminating adhesive shall comply with the testing and product requirements of the California Department of Health Services' "Standard Practice for the Testing of Volatile Organic Emissions from Various Sources Using Small-Scale Environmental Chambers."

B. Steel Drill Screws: ASTM C 1002, unless otherwise indicated.

C. Sound Attenuation Blankets: ASTM C 665, Type I (blankets without membrane facing).

1. Recycled Content of Blankets: Postconsumer recycled content plus one-half of preconsumer recycled content not less than 10 percent.

D. Acoustical Joint Sealant: ASTM C 834. Product effectively reduces airborne sound transmission through perimeter joints and openings as demonstrated by testing according to ASTM E 90.

1. Manufacturers: Subject to compliance with requirements, provide products by the following:

a. United State Gypsum Company.

2. Acoustical joint sealant shall have a VOC content of 250 g/L or less when calculated according to 40 CFR 59, Subpart D (EPA Method 24).
3. Acoustical joint sealant shall comply with the testing and product requirements of the California Department of Health Services' "Standard Practice for the Testing of Volatile Organic Emissions from Various Sources Using Small-Scale Environmental Chambers."

E. Thermal Insulation: As specified in Section 07210 "Thermal Insulation."

PART 3 - EXECUTION

3.1 APPLYING AND FINISHING PANELS

A. Comply with ASTM C 840.

B. Examine panels before installation. Reject panels that are wet, moisture damaged, and mold damaged.

C. Isolate perimeter of gypsum board applied to non-load-bearing partitions at structural abutments, except floors. Provide 1/4- to 1/2-inch- (6.4- to 12.7-mm-) wide spaces at these locations and trim edges with edge trim where edges of panels are exposed. Seal joints between edges and abutting structural surfaces with acoustical sealant.

D. Install trim with back flanges intended for fasteners, attach to framing with same fasteners used for panels. Otherwise, attach trim according to manufacturer's written instructions.

1. Aluminum Trim: Install in locations indicated on Drawings .
2. Control Joints: Install control joints according to ASTM C 840 and in specific locations approved by Architect for visual effect.

E. Prefill open joints, beveled edges, and damaged surface areas.

F. Apply joint tape over gypsum board joints, except for trim products specifically indicated as not intended to receive tape.

G. Gypsum Board Finish Levels: Finish panels to levels indicated below and according to ASTM C 840:

1. Level 1: Ceiling plenum areas, concealed areas, and where indicated.
2. Level 2: Panels that are substrate for tilePanels that are substrate for acoustical tileWhere indicated on Drawings
3. Level 3: Where indicated on Drawings.
4. Level 4: At panel surfaces that will be exposed to view unless otherwise indicated

a. Primer and its application to surfaces are specified in Section 099123 "Interior Painting."

5. Level 5: Where indicated on Drawings

a. Primer and its application to surfaces are specified in Section 099123 "Interior Painting."

H. Protect adjacent surfaces from drywall compound and texture finishes and promptly remove from floors and other non-drywall surfaces. Repair surfaces stained, marred, or otherwise damaged during drywall application.

I. Remove and replace panels that are wet, moisture damaged, and mold damaged.

END OF SECTION 092900

SECTION 09310 - CERAMIC TILING

PART 1 - GENERAL

1.1 RELATED DOCUMENTS

A. Drawings and general provisions of the Contract, including General and Supplementary Conditions and Division 01 Specification Sections, apply to this Section.

1.2 SUMMARY

A. Section Includes:

1. Ceramic tile.
2. Stone thresholds.
3. Metal edge strips.

B. Related Requirements:

1. Section 079200 "Joint Sealants" for sealing of expansion, contraction, control, and isolation joints in tile surfaces.

1.3 DEFINITIONS

A. General: Definitions in the ANSI A108 series of tile installation standards and in ANSI A137.1 apply to Work of this Section unless otherwise specified.

B. ANSI A108 Series: ANSI A108.01, ANSI A108.02, ANSI A108.1A, ANSI A108.1B, ANSI A108.1C, ANSI A108.4, ANSI A108.5, ANSI A108.6, ANSI A108.8, ANSI A108.9, ANSI A108.10, ANSI A108.11, ANSI A108.12, ANSI A108.13, ANSI A108.14, ANSI A108.15, ANSI A108.16, and ANSI A108.17, which are contained in its "Specifications for Installation of Ceramic Tile."

C. Module Size: Actual tile size plus joint width indicated.

D. Face Size: Actual tile size, excluding spacer lugs.

1.4 PREINSTALLATION MEETINGS

A. Preinstallation Conference: Conduct conference at Project site.

1. Review requirements in ANSI A108.01 for substrates and for preparation by other trades.

1.5 ACTION SUBMITTALS

A. Product Data: For each type of product.

B. Shop Drawings: Show locations of each type of tile and tile pattern. Show widths, details, and locations of expansion, contraction, control, and isolation joints in tile substrates and finished tile surfaces.

C. Samples for Initial Selection: For tile, grout, and accessories involving color selection.

D. Samples for Verification:

1. Full-size units of each type and composition of tile and for each color and finish required. For glass and ceramic mosaic tile in color blend patterns, provide full sheets of each color blend.
2. Assembled samples mounted on a rigid panel, with grouted joints, for each type and composition of tile and for each color and finish required. Make samples at least 12 inches (300 mm) square but not fewer than four tiles. Use grout of type and in color or colors approved for completed Work.
3. Full-size units of each type of trim and accessory for each color and finish required.
4. Stone thresholds in 6-inch (150-mm) lengths.
5. Metal edge strips in 6-inch (150-mm) lengths.

1.6 INFORMATIONAL SUBMITTALS

A. Qualification Data: For Installer.

B. Master Grade Certificates: For each shipment, type, and composition of tile, signed by tile manufacturer and Installer.

C. Product Certificates: For each type of product.

D. Product Test Reports: For tile-setting and -grouting products and certified porcelain tile.

1.7 MAINTENANCE MATERIAL SUBMITTALS

A. Furnish extra materials that match and are from same production runs as products installed and that are packaged with protective covering for storage and identified with labels describing contents.

1. Tile and Trim Units: Furnish quantity of full-size units equal to 3 percent of amount installed for each type, composition, color, pattern, and size indicated.

2. Grout: Furnish quantity of grout equal to 3 percent of amount installed for each type, composition, and color indicated.

1.8 QUALITY ASSURANCE

A. Installer Qualifications:

1. Installer is a five-star member of the National Tile Contractors Association or a Trowel of Excellence member of the Tile Contractors' Association of America.
2. Installer's supervisor for Project holds the International Masonry Institute's Foreman Certification.

3. Installer employs Ceramic Tile Education Foundation Certified Installers or installers recognized by the U.S. Department of Labor as Journeyman Tile Layers.

B. Mockups: Build mockups to verify selections made under Sample submittals and to demonstrate aesthetic effects and set quality standards for materials and execution.

1. Build mockup of each type of floor tile installation.
2. Build mockup of each type of wall tile installation.
3. Subject to compliance with requirements, approved mockups may become part of the completed Work if undisturbed at time of Substantial Completion.

1.9 DELIVERY, STORAGE, AND HANDLING

A. Deliver and store packaged materials in original containers with seals unbroken and labels intact until time of use. Comply with requirements in ANSI A137.1 for labeling tile packages.

B. Store tile and cementitious materials on elevated platforms, under cover, and in a dry location.

C. Store aggregates where grading and other required characteristics can be maintained and contamination can be avoided.

D. Store liquid materials in unopened containers and protected from freezing.

1.10 FIELD CONDITIONS

A. Environmental Limitations: Do not install tile until construction in spaces is complete and ambient temperature and humidity conditions are maintained at the levels indicated in referenced standards and manufacturer's written instructions.

PART 2 - PRODUCTS

2.1 MANUFACTURERS

A. Source Limitations for Tile: Obtain tile of each type and color or finish from single source or producer.

1. Obtain tile of each type and color or finish from same production run and of consistent quality in appearance and physical properties for each contiguous area.

B. Source Limitations for Setting and Grouting Materials: Obtain ingredients of a uniform quality for each mortar, adhesive, and grout component from single manufacturer and each aggregate from single source or producer.

1. Obtain setting and grouting materials, except for unmodified Portland cement and aggregate, from single manufacturer.
2. Obtain waterproof membrane and crack isolation membrane, except for sheet products, from manufacturer of setting and grouting materials.

C. Source Limitations for Other Products: Obtain each of the following products specified in this Section from a single manufacturer:

1. Stone thresholds.
2. Cementitious backer units.
3. Metal edge strips.

2.2 PRODUCTS, GENERAL

A. ANSI Ceramic Tile Standard: Provide tile that complies with ANSI A137.1 for types, compositions, and other characteristics indicated.

1. Provide tile complying with Standard grade requirements unless otherwise indicated.

B. ANSI Standards for Tile Installation Materials: Provide materials complying with ANSI A108.02, ANSI standards referenced in other Part 2 articles, ANSI standards referenced by TCNA installation methods specified in tile installation schedules, and other requirements specified.

C. Factory Blending: For tile exhibiting color variations within ranges, blend tile in factory and package so tile units taken from one package show same range in colors as those taken from other packages and match approved Samples.

D. Mounting: For factory-mounted tile, provide back- or edge-mounted tile assemblies as standard with manufacturer unless otherwise indicated.

1. Where tile is indicated for installation in swimming pools on exteriors or in wet areas, do not use back- or edge-mounted tile assemblies unless tile manufacturer specifies in writing that this type of mounting is suitable for installation indicated and has a record of successful in-service performance.

2.3 TILE PRODUCTS

A. Ceramic Tile Type: Ceramic field tile, Natural Hues by Daltile.

1. Manufacturers: Subject to compliance with requirements, provide products by one of the following:

a. American Olean; a division of Dal-Tile Corporation.
b. Crossville, Inc.
c. Daltile.
d. Or equal

2. Composition: [Vitreous or impervious natural clay or porcelain].
3. Certification: Porcelain tile certified by the Porcelain Tile Certification Agency.
4. Module Size: [12 by 12 inch (304.8 by 304.8 mm)].
5. Thickness: 5/16 inch (7.9 mm).
6. Face: [Plain] with cushion edges.
7. Surface: [Slip resistant, with] abrasive admixture.
8. Dynamic Coefficient of Friction: Not less than 0.50.

9. Tile Color and Pattern: [As selected by Architect from manufacturer's full range], 2 colors minimum.
10. Grout Color: [As selected by Architect from manufacturer's full range].
11. Trim Units: Coordinated with sizes and coursing of adjoining flat tile where applicable[and matching characteristics of adjoining flat tile]. Provide shapes as follows, selected from manufacturer's standard shapes:

    a. Base Cove: Cove, module size [5 1/2 by 5 3/4 inch (139.7 by 146 mm)]; QB-3666.
    b. External Corners for Thinset Mortar Installations: module size [1 by 4 inch (25.4 by 101.6mm)]; QB-104.
    c. Internal Corners: Cove, QB-104.
    d. Tapered Transition Tile: Shape designed to effect transition between thickness of tile floor and adjoining floor finishes of different thickness, tapered to provide reduction in thickness from 1/2 to 1/4 inch (12.7 to 6.4 mm) across nominal 4-inch (100-mm) dimension.

B. Ceramic Tile Type Showers: Ceramic field tile, Natural Hues by Daltile.

1. Manufacturers: Subject to compliance with requirements, provide products by one of the following:

    a. American Olean; a division of Dal-Tile Corporation.
    b. Crossville, Inc.
    c. Daltile.
    d. Or equal
2. Face Size: [2 by 2 inches (50 by 50 mm)]; floor and [12 by 12 inches (305 by 305 mm)]; walls.
3. Thickness: [5/16 inch (8 mm)].
4. Wearing Surface: [Abrasive aggregate embedded in surface] Shower floor.
5. Dynamic Coefficient of Friction: Not less than 0.42.
6. Finish: [Bright, clear] glaze.
7. Tile Color and Pattern: As selected by Architect from manufacturer's full range, 2 colors minimum.
8. Grout Color: [As selected by Architect from manufacturer's full range].
9. Trim Units: Coordinated with sizes and coursing of adjoining flat tile where applicable[and matching characteristics of adjoining flat tile]. Provide shapes as follows, selected from manufacturer's standard shapes:

    a. Base: Coved[with surface bullnose top edge], size [5 1/2 by 5 3/4 inch (139.7 by 146 mm)]; QB-3666.
    b. External Corners for Thinset Mortar Installations: module size [1 by 4 inch (25.4 by 101.6mm)]; QB-104.
    c. Internal Corners: Cove, QB-104.

2.4 THRESHOLDS

A. General: Fabricate to sizes and profiles indicated or required to provide transition between adjacent floor finishes.

1. Bevel edges at 1:2 slope, with lower edge of bevel aligned with or up to 1/16 inch (1.5 mm) above adjacent floor surface. Finish bevel to match top surface of threshold. Limit height of threshold to 1/2 inch (12.7 mm) or less above adjacent floor surface.

B. Marble Thresholds: ASTM C 503/C 503M, with a minimum abrasion resistance of 10 according to ASTM C 1353 or ASTM C 241/C 241M and with honed finish.

1. Description: Uniform, fine- to medium-grained white stone with gray veining.
2. Description: Provide the following:

a. Carrera White

C. Latex-Portland Cement Mortar (Thinset): ANSI A118.4; white, unless otherwise indicated.

1. Manufacturers: Subject to compliance with requirements, provide products by one of the following:

a. Bonsal American, an Oldcastle company.
b. Bostik, Inc.
c. C-Cure.
d. Laticrete International, Inc.
e. MAPEI Corporation.
f. Southern Grouts & Mortars, Inc.
g. Summitville Tiles, Inc.
h. Or equal

2. Provide prepackaged, dry-mortar mix containing dry, redispersible, vinyl acetate or acrylic additive to which only water must be added at Project site.
3. Provide prepackaged, dry-mortar mix combined with acrylic resin or styrene-butadiene-rubber liquid-latex additive at Project site.
4. For wall applications, provide mortar that complies with requirements for nonsagging mortar in addition to the other requirements in ANSI A118.4.

2.5 TILE BACKING PANELS

A. Cementitious Backer Units: ANSI A118.9 or ASTM C 1325, Type A.

1. Manufacturers: Subject to compliance with requirements, provide products by one of the following:

a. Georgia-Pacific Gypsum, LLC
b. USG Corporation
c. Or equal

2. Thickness: 5/8 inch (15.9 mm).

2.6 WATERPROOF MEMBRANE

A. General: Manufacturer's standard product[, selected from the following,] that complies with ANSI A118.10 and is recommended by the manufacturer for the application indicated. Include reinforcement and accessories recommended by manufacturer.

B. Polyethylene Sheet: Polyethylene faced on both sides with fleece webbing; 0.008-inch (0.2-mm) nominal thickness.

1. Manufacturers: Subject to compliance with requirements, provide products by one of the following:

a. Schluter Systems, LP
b. Or equal

C. Waterproofing and Tile-Setting Adhesive: One-part, fluid-applied product, with a VOC content of 65 g/L or less.] that complies with "Standard Method for the Testing and Evaluation of Volatile Organic Chemical Emissions from Indoor Sources Using Environmental Chambers," intended for use as both waterproofing and tile-setting adhesive in a two-step process.

1. Manufacturers: Subject to compliance with requirements, provide products by one of the following:

a. Schluter Systems, LP
b. Bostik, Inc.
c. Or equal

2.7 GROUT MATERIALS

A. Sand-Portland Cement Grout: ANSI A108.10, consisting of white or gray cement and white or colored aggregate as required to produce color indicated.

B. Standard Cement Grout: ANSI A118.6.

1. Manufacturers: Subject to compliance with requirements, provide products by one of the following:

a. Bonsal American, an Oldcastle company.
b. Bostik, Inc.
c. C-Cure.
d. Custom Building Products.
e. Laticrete International, Inc.
f. MAPEI Corporation.
g. Southern Grouts & Mortars, Inc.
h. Summitville Tiles, Inc.
i. TEC; H.B. Fuller Construction Products Inc.
j. Or equal

2.8 MISCELLANEOUS MATERIALS

A. Trowelable Underlayments and Patching Compounds: Latex-modified, portland cement-based formulation provided or approved by manufacturer of tile-setting materials for installations indicated.

B. Vapor-Retarder Membrane: Polyethylene sheeting, ASTM D 4397, 4.0 mils (0.1 mm) thick.

C. Metal Edge Strips: Angle or L-shaped, height to match tile and setting-bed thickness, metallic or combination of metal and PVC or neoprene base, designed specifically for flooring applications; stainless-steel, ASTM A 666, 300 Series exposed-edge material.

1. Manufacturers: Subject to compliance with requirements, provide products by the following:

a. Schluter Systems L.P.

D. Tile Cleaner: A neutral cleaner capable of removing soil and residue without harming tile and grout surfaces, specifically approved for materials and installations indicated by tile and grout manufacturers.

E. Grout Sealer: Manufacturer's standard product for sealing grout joints and that does not change color or appearance of grout.

1. Manufacturers: Subject to compliance with requirements, provide products by one of the following:

a. Bonsal American, an Oldcastle company.
b. Custom Building Products.
c. Southern Grouts & Mortars, Inc.
d. Summitville Tiles, Inc.
e. TEC; H.B. Fuller Construction Products Inc.
f. Or equal

2. Grout sealers shall comply with requirements of FloorScore certification.
3. Grout sealers shall comply with the testing and product requirements of the California Department of Public Health's (formerly, the California Department of Health Services') "Standard Method for the Testing and Evaluation of Volatile Organic Chemical Emissions from Indoor Sources Using Small-Scale Environmental Chambers."

2.9 MIXING MORTARS AND GROUT

A. Mix mortars and grouts to comply with referenced standards and mortar and grout manufacturers' written instructions.

B. Add materials, water, and additives in accurate proportions.

C. Obtain and use type of mixing equipment, mixer speeds, mixing containers, mixing time, and other procedures to produce mortars and grouts of uniform quality with optimum performance characteristics for installations indicated.

PART 3 - EXECUTION

3.1 EXAMINATION

A. Examine substrates, areas, and conditions where tile will be installed, with Installer present, for compliance with requirements for installation tolerances and other conditions affecting performance of the Work.

1. Verify that substrates for setting tile are firm; dry; clean; free of coatings that are incompatible with tile-setting materials, including curing compounds and other substances that contain soap, wax, oil, or silicone; and comply with flatness tolerances required by ANSI A108.01 for installations indicated.
2. Verify that concrete substrates for tile floors installed with bonded mortar bed or thinset mortar comply with surface finish requirements in ANSI A108.01 for installations indicated.

a. Verify that surfaces that received a steel trowel finish have been mechanically scarified.

b. Verify that protrusions, bumps, and ridges have been removed by sanding or grinding.

3. Verify that installation of grounds, anchors, recessed frames, electrical and mechanical units of work, and similar items located in or behind tile has been completed.
4. Verify that joints and cracks in tile substrates are coordinated with tile joint locations; if not coordinated, adjust joint locations in consultation with Architect.

B. Proceed with installation only after unsatisfactory conditions have been corrected.

3.2 PREPARATION

A. Fill cracks, holes, and depressions in concrete substrates for tile floors installed with thinset mortar with trowelable leveling and patching compound specifically recommended by tile-setting material manufacturer.

B. Where indicated, prepare substrates to receive waterproofing by applying a reinforced mortar bed that complies with ANSI A108.1A and is sloped 1/4 inch per foot (1:50) toward drains.

C. Blending: For tile exhibiting color variations, verify that tile has been factory blended and packaged so tile units taken from one package show same range of colors as those taken from other packages and match approved Samples. If not factory blended, either return to manufacturer or blend tiles at Project site before installing.

3.3 CERAMIC TILE INSTALLATION

A. Comply with TCNA's "Handbook for Ceramic, Glass, and Stone Tile Installation" for TCNA installation methods specified in tile installation schedules. Comply with parts of the ANSI A108 series "Specifications for Installation of Ceramic Tile" that are referenced in TCNA installation methods, specified in tile installation schedules, and apply to types of setting and grouting materials used.

1. For the following installations, follow procedures in the ANSI A108 series of tile installation standards for providing 95 percent mortar coverage:

a. Exterior tile floors.
b. Tile floors in wet areas.
c. Tile floors consisting of tiles 8 by 8 inches (200 by 200 mm) or larger.
d. Tile floors consisting of rib-backed tiles.

B. Extend tile work into recesses and under or behind equipment and fixtures to form complete covering without interruptions unless otherwise indicated. Terminate work neatly at obstructions, edges, and corners without disrupting pattern or joint alignments.

C. Accurately form intersections and returns. Perform cutting and drilling of tile without marring visible surfaces. Carefully grind cut edges of tile abutting trim, finish, or built-in items for straight aligned joints. Fit tile closely to electrical outlets, piping, fixtures, and other penetrations so plates, collars, or covers overlap tile.

D. Provide manufacturer's standard trim shapes where necessary to eliminate exposed tile edges.

E. Where accent tile differs in thickness from field tile, vary setting-bed thickness so that tiles are flush.

F. Jointing Pattern: Lay tile in grid pattern unless otherwise indicated. Lay out tile work and center tile fields in both directions in each space or on each wall area. Lay out tile work to minimize the use of pieces that are less than half of a tile. Provide uniform joint widths unless otherwise indicated.

1. For tile mounted in sheets, make joints between tile sheets same width as joints within tile sheets so joints between sheets are not apparent in finished work.
2. Where adjoining tiles on floor, base, walls, or trim are specified or indicated to be same size, align joints.
3. Where tiles are specified or indicated to be whole integer multiples of adjoining tiles on floor, base, walls, or trim, align joints unless otherwise indicated.

G. Joint Widths: Unless otherwise indicated, install tile with the following joint widths:
1. Glazed Wall Tile: 1/8 inch (3.2 mm).
2. Porcelain Tile: 1/4 inch (6.4 mm).
3. Large Format Glass Tile: 1/8 inch (3.2 mm).

H. Lay out tile wainscots to dimensions indicated or to next full tile beyond dimensions indicated.

I. Expansion Joints: Provide expansion joints and other sealant-filled joints, including control, contraction, and isolation joints, where indicated. Form joints during installation of setting materials, mortar beds, and tile. Do not saw-cut joints after installing tiles.

1. Where joints occur in concrete substrates, locate joints in tile surfaces directly above them.

J. Stone Thresholds: Install stone thresholds in same type of setting bed as adjacent floor unless otherwise indicated.

1. At locations where mortar bed (thickset) would otherwise be exposed above adjacent floor finishes, set thresholds in latex-portland cement mortar (thinset).

K. Metal Edge Strips: Install at locations indicated.

L. Grout Sealer: Apply grout sealer to cementitious grout joint in tile floors according to grout-sealer manufacturer's written instructions. As soon as grout sealer has penetrated grout joints, remove excess sealer and sealer from tile faces by wiping with soft cloth.

3.4 ADJUSTING AND CLEANING

A. Remove and replace tile that is damaged or that does not match adjoining tile. Provide new matching units, installed as specified and in a manner to eliminate evidence of replacement.

B. Cleaning: On completion of placement and grouting, clean all ceramic tile surfaces so they are free of foreign matter.

1. Remove grout residue from tile as soon as possible.
2. Clean grout smears and haze from tile according to tile and grout manufacturer's written instructions but no sooner than 10 days after installation. Use only cleaners recommended by tile and grout manufacturers and only after determining that cleaners are safe to use by testing on

samples of tile and other surfaces to be cleaned. Protect metal surfaces and plumbing fixtures from effects of cleaning. Flush surfaces with clean water before and after cleaning.

3.5 PROTECTION

A. Protect installed tile work with kraft paper or other heavy covering during construction period to prevent staining, damage, and wear. If recommended by tile manufacturer, apply coat of neutral protective cleaner to completed tile walls and floors.

B. Prohibit foot and wheel traffic from tiled floors for at least seven days after grouting is completed.

C. Before final inspection, remove protective coverings and rinse neutral protective cleaner from tile surfaces.

3.6 INTERIOR CERAMIC TILE INSTALLATION SCHEDULE

A. Interior Floor Installations, Concrete Subfloor:

1. Ceramic Tile Installation : TCNA F113; thinset mortar.
   a. Thinset Mortar: [Latex-] portland cement mortar.
   b. Grout: [Standard sanded cement] grout.

B. Shower Floor Installations, Concrete Subfloor:

1. Ceramic Tile Installation <Insert designation>: TCNA B414 and [ANSI A108.1A] [ANSI A108.1B] [ANSI A108.1C]; cement mortar bed (thickset) over waterproof membrane.

   a. Bond Coat for Wet-Set Method: [Latex-] portland cement mortar.
   b. Bond Coat for Cured-Bed Method: [Dry-set] portland cement mortar.
   c. Grout: [Standard sanded cement] grout.

C. Shower Wall Installations, Metal Studs:

1. Ceramic Tile Installation: TCNA B415; [thinset mortar] on [waterproof membrane over cementitious backer units or fiber-cement backer board].

   a. Thinset Mortar: [Latex-] portland cement mortar.
   b. Grout: [Standard unsanded cement] grout.

END OF SECTION 093103

SECTION 095113 - ACOUSTICAL PANEL CEILINGS

PART 1 - GENERAL

1.1 RELATED DOCUMENTS

A. Drawings and general provisions of the Contract, including General and Supplementary Conditions and Division 01 Specification Sections, apply to this Section.

1.2 SUMMARY

A. Section includes acoustical panels and exposed suspension systems for ceilings.

B. Products furnished, but not installed under this Section, include anchors, clips, and other ceiling attachment devices to be cast in concrete.

1.3 PREINSTALLATION MEETINGS

A. Preinstallation Conference: Conduct conference at Project site.

1.4 ACTION SUBMITTALS

A. Product Data: For each type of product.

B. Samples: For each exposed product and for each color and texture specified, 6 inches (150 mm) in size.

C. Samples for Initial Selection: For components with factory-applied color finishes.

D. Samples for Verification: For each component indicated and for each exposed finish required, prepared on Samples of size indicated below.

1. Acoustical Panel: Set of 6-inch- (150-mm-) square Samples of each type, color, pattern, and texture.
2. Exposed Suspension-System Members, Moldings, and Trim: Set of 6-inch- (150-mm-) long Samples of each type, finish, and color.

1.5 INFORMATIONAL SUBMITTALS

A. Coordination Drawings: Reflected ceiling plans, drawn to scale, on which the following items are shown and coordinated with each other, using input from installers of the items involved:

1. Suspended ceiling components.
2. Structural members to which suspension systems will be attached.
3. Size and location of initial access modules for acoustical panels.
4. Items penetrating finished ceiling including the following:

a. Lighting fixtures.
b. Air outlets and inlets.
c. Speakers.
d. Sprinklers.
e. Access panels.

5. Perimeter moldings.

B. Qualification Data: For testing agency.

C. Product Test Reports: For each acoustical panel ceiling, for tests performed by a qualified testing agency.

D. Evaluation Reports: For each acoustical panel ceiling suspension system and anchor and fastener type, from ICC-ES.

E. Field quality-control reports.

1.6 CLOSEOUT SUBMITTALS

A. Maintenance Data: For finishes to include in maintenance manuals.

1.7 MAINTENANCE MATERIAL SUBMITTALS

A. Furnish extra materials that match products installed and that are packaged with protective covering for storage and identified with labels describing contents.

1. Acoustical Ceiling Panels: Full-size panels equal to 2 percent of quantity installed.
2. Suspension-System Components: Quantity of each exposed component equal to 2 percent of quantity installed.
3. Hold-Down Clips: Equal to 2 percent of quantity installed.
4. Impact Clips: Equal to 2 percent of quantity installed.

1.8 QUALITY ASSURANCE

A. Testing Agency Qualifications: Qualified according to NVLAP for testing indicated.

B. Mockups: Build mockups to verify selections made under sample submittals and to demonstrate aesthetic effects and set quality standards for materials and execution.

1. Build mockup of typical ceiling area as shown on Drawings.
2. Subject to compliance with requirements, approved mockups may become part of the completed Work if undisturbed at time of Substantial Completion.

1.9 DELIVERY, STORAGE, AND HANDLING

A. Deliver acoustical panels, suspension-system components, and accessories to Project site in original, unopened packages and store them in a fully enclosed, conditioned space where they will be protected

against damage from moisture, humidity, temperature extremes, direct sunlight, surface contamination, and other causes.

B. Before installing acoustical panels, permit them to reach room temperature and a stabilized moisture content.

C. Handle acoustical panels carefully to avoid chipping edges or damaging units in any way.

1.10 FIELD CONDITIONS

A. Environmental Limitations: Do not install acoustical panel ceilings until spaces are enclosed and weatherproof, wet work in spaces is complete and dry, work above ceilings is complete, and ambient temperature and humidity conditions are maintained at the levels indicated for Project when occupied for its intended use.

1. Pressurized Plenums: Operate ventilation system for not less than 48 hours before beginning acoustical panel ceiling installation.

2. HumiGuard Plus Ceilings: Installation of the products shall be carried out where the temperature is between 32°F (0° C) and 120°F (49° C). It is not necessary for the area to be enclosed or for HVAC systems to be functioning. All wet work (plastering, concrete, etc) must be complete and dry. The ceilings must be maintained to avoid excessive dirt or dust buildup that would provide a medium for microbial growth on ceiling panels. Microbial protection does not extend beyond the treated surface as received from the factory, and does not protect other materials that contact the treated surface such as supported insulation materials.

PART 2 - PRODUCTS

2.1 PERFORMANCE REQUIREMENTS

A. Surface-Burning Characteristics: Comply with ASTM E 84; testing by a qualified testing agency. Identify products with appropriate markings of applicable testing agency.

1. Flame-Spread Index: Comply with ASTM E 1264 for Class A materials.
2. Smoke-Developed Index: 50 or less.

B. Fire-Resistance Ratings: Comply with ASTM E 119; testing by a qualified testing agency. Identify products with appropriate markings of applicable testing agency.

1. Indicate design designations from UL's "Fire Resistance Directory" or from the listings of another qualified testing agency.

2.2 ACOUSTICAL PANELS, GENERAL

A. Low-Emitting Materials: Acoustical panel ceilings shall comply with the testing and product requirements of the California Department of Health Services' "Standard Practice for the Testing of Volatile Organic Emissions from Various Sources Using Small-Scale Environmental Chambers."

B. Source Limitations:

1. Acoustical Ceiling Panel: Obtain each type from single source from single manufacturer.
2. Suspension System: Obtain each type from single source from single manufacturer.

C. Source Limitations: Obtain each type of acoustical ceiling panel and supporting suspension system from single source from single manufacturer.

D. Glass-Fiber-Based Panels: Made with binder containing no urea formaldehyde.

E. Acoustical Panel Standard: Provide manufacturer's standard panels of configuration indicated that comply with ASTM E 1264 classifications as designated by types, patterns, acoustical ratings, and light reflectances unless otherwise indicated.

1. Mounting Method for Measuring NRC: Type E-400; plenum mounting in which face of test specimen is 15-3/4 inches (400 mm) away from test surface according to ASTM E 795.

F. Acoustical Panel Colors and Patterns: Match appearance characteristics indicated for each product type.

1. Where appearance characteristics of acoustical panels are indicated by referencing pattern designations in ASTM E 1264 and not manufacturers' proprietary product designations, provide products selected by Architect from each manufacturer's full range that comply with requirements indicated for type, pattern, color, light reflectance, acoustical performance, edge detail, and size.

2.3 ACOUSTICAL PANELS, AT01

A. Manufacturers: Subject to compliance with requirements, provide products by one of the following:

1. Armstrong World Industries, Inc.
2. CertainTeed Corporation.
3. Or Equal.

B. Type: Dune – 1772.

C. Color: White.

D. LR: 0.83.

E. NRC: 0.50,

F. CAC: 30.

G. Edge/Joint Detail: Square.

H. Thickness: 3/4 inch (19 mm).

I. Modular Size: 24 by 24 inches (610 by 610 mm).

2.4 METAL SUSPENSION SYSTEMS, GENERAL

A. Metal Suspension-System Standard: Provide manufacturer's standard direct-hung metal suspension systems of types, structural classifications, and finishes indicated that comply with applicable requirements in ASTM C 635/C 635M.

1. High-Humidity Finish: Comply with ASTM C 635/C 635M requirements for "Coating Classification for Severe Environment Performance" where high-humidity finishes are indicated.

B. Attachment Devices: Size for five times the design load indicated in ASTM C 635/C 635M, Table 1, "Direct Hung," unless otherwise indicated. Comply with seismic design requirements.

1. Anchors in Concrete: Anchors of type and material indicated below, with holes or loops for attaching hangers of type indicated and with capability to sustain, without failure, a load equal to 10 times that imposed by ceiling construction, as determined by testing according to ASTM E 488 or ASTM E 1512 as applicable, conducted by a qualified testing and inspecting agency.

a. Type: Postinstalled expansion anchors.
b. Corrosion Protection: Carbon-steel components zinc plated to comply with ASTM B 633, Class Fe/Zn 5 (0.005 mm) for Class SC 1 service condition.
c. Corrosion Protection: Stainless-steel components complying with ASTM F 593 and ASTM F 594, Group 1 Alloy 304 or 316 for bolts; Alloy 304 or 316 for anchor.
d. Corrosion Protection: Components fabricated from nickel-copper-alloy rods complying with ASTM B 164 for UNS No. N04400 alloy.

2. Power-Actuated Fasteners in Concrete: Fastener system of type suitable for application indicated, fabricated from corrosion-resistant materials, with clips or other accessory devices for attaching hangers of type indicated and with capability to sustain, without failure, a load equal to 10 times that imposed by ceiling construction, as determined by testing according to ASTM E 1190, conducted by a qualified testing and inspecting agency.

C. Wire Hangers, Braces, and Ties: Provide wires complying with the following requirements:

1. Zinc-Coated, Carbon-Steel Wire: ASTM A 641/A 641M, Class 1 zinc coating, soft temper.
2. Stainless-Steel Wire: ASTM A 580/A 580M, Type 304, nonmagnetic.
3. Nickel-Copper-Alloy Wire: ASTM B 164, nickel-copper-alloy UNS No. N04400.
4. Size: Select wire diameter so its stress at three times hanger design load (ASTM C 635/C 635M, Table 1, "Direct Hung") will be less than yield stress of wire, but provide not less than 0.106-inch- (2.69-mm-) diameter wire.

D. Hanger Rods: Mild steel, zinc coated or protected with rust-inhibitive paint.

E. Angle Hangers: Angles with legs not less than 7/8 inch (22 mm) wide; formed with 0.04-inch- (1-mm-) thick, galvanized-steel sheet complying with ASTM A 653/A 653M, G90 (Z275) coating designation; with bolted connections and 5/16-inch- (8-mm-) diameter bolts.

F. Seismic Stabilizer Bars: Manufacturer's standard perimeter stabilizers designed to accommodate seismic forces.

G. Seismic Struts: Manufacturer's standard compression struts designed to accommodate seismic forces.

H. Seismic Clips: Manufacturer's standard seismic clips designed and spaced to secure acoustical panels in place.

I. Hold-Down Clips: Where indicated, provide manufacturer's standard hold-down clips spaced 24 inches (610 mm) o.c. on all cross tees.

J. Impact Clips: Where indicated, provide manufacturer's standard impact-clip system designed to absorb impact forces against acoustical panels.

2.5 METAL EDGE MOLDINGS AND TRIM

A. Roll-Formed, Sheet-Metal Edge Moldings and Trim: Type and profile indicated or, if not indicated, manufacturer's standard moldings for edges and penetrations that comply with seismic design requirements; formed from sheet metal of same material, finish, and color as that used for exposed flanges of suspension-system runners.

1. Provide manufacturer's standard edge moldings that fit acoustical panel edge details and suspension systems indicated and that match width and configuration of exposed runners unless otherwise indicated.
2. For lay-in panels with reveal edge details, provide stepped edge molding that forms reveal of same depth and width as that formed between edge of panel and flange at exposed suspension member.
3. For circular penetrations of ceiling, provide edge moldings fabricated to diameter required to fit penetration exactly.

2.6 ACOUSTICAL SEALANT

A. Acoustical Sealant for Exposed and Concealed Joints:

1. Manufacturers: Subject to compliance with requirements, provide products by one of the following:

a. Pecora Corporation.
b. USG Corporation.

B. Acoustical Sealant for Concealed Joints:

1. Manufacturers: Subject to compliance with requirements, provide products by one of the following:

a. OSI Sealants; Henkel Corporation.
b. Pecora Corporation.
c. Tremco, Inc.

C. Acoustical Sealant: Manufacturer's standard sealant complying with ASTM C 834 and effective in reducing airborne sound transmission through perimeter joints and openings in building construction as demonstrated by testing representative assemblies according to ASTM E 90.

1. Exposed and Concealed Joints: Nonsag, paintable, nonstaining latex sealant.
2. Concealed Joints: Nondrying, nonhardening, nonskinning, nonstaining, gunnable, synthetic-rubber sealant.

3. Acoustical sealant shall have a VOC content of 250 g/L or less when calculated according to 40 CFR 59, Subpart D (EPA Method 24).

PART 3 - EXECUTION

3.1 EXAMINATION

A. Examine substrates, areas, and conditions, including structural framing to which acoustical panel ceilings attach or abut, with Installer present, for compliance with requirements specified in this and other Sections that affect ceiling installation and anchorage and with requirements for installation tolerances and other conditions affecting performance of acoustical panel ceilings.

B. Examine acoustical panels before installation. Reject acoustical panels that are wet, moisture damaged, or mold damaged.

C. Proceed with installation only after unsatisfactory conditions have been corrected.

3.2 PREPARATION

A. Measure each ceiling area and establish layout of acoustical panels to balance border widths at opposite edges of each ceiling. Avoid using less-than-half-width panels at borders, and comply with layout shown on reflected ceiling plans.

3.3 INSTALLATION

A. General: Install acoustical panel ceilings to comply with ASTM C 636/C 636M and seismic design requirements indicated, according to manufacturer's written instructions and CISCA's "Ceiling Systems Handbook."

1. Fire-Rated Assembly: Install fire-rated ceiling systems according to tested fire-rated design.

B. Suspend ceiling hangers from building's structural members and as follows:

1. Install hangers plumb and free from contact with insulation or other objects within ceiling plenum that are not part of supporting structure or of ceiling suspension system.
2. Splay hangers only where required and, if permitted with fire-resistance-rated ceilings, to miss obstructions; offset resulting horizontal forces by bracing, countersplaying, or other equally effective means.
3. Where width of ducts and other construction within ceiling plenum produces hanger spacings that interfere with location of hangers at spacings required to support standard suspension-system members, install supplemental suspension members and hangers in form of trapezes or equivalent devices.
4. Secure wire hangers to ceiling-suspension members and to supports above with a minimum of three tight turns. Connect hangers directly either to structures or to inserts, eye screws, or other devices that are secure and appropriate for substrate and that will not deteriorate or otherwise fail due to age, corrosion, or elevated temperatures.

5. Secure flat, angle, channel, and rod hangers to structure, including intermediate framing members, by attaching to inserts, eye screws, or other devices that are secure and appropriate for both the structure to which hangers are attached and the type of hanger involved. Install hangers in a manner that will not cause them to deteriorate or fail due to age, corrosion, or elevated temperatures.
6. Do not support ceilings directly from permanent metal forms or floor deck. Fasten hangers to cast-in-place hanger inserts, postinstalled mechanical or adhesive anchors, or power-actuated fasteners that extend through forms into concrete.
7. When steel framing does not permit installation of hanger wires at spacing required, install carrying channels or other supplemental support for attachment of hanger wires.
8. Do not attach hangers to steel deck tabs.
9. Do not attach hangers to steel roof deck. Attach hangers to structural members.
10. Space hangers not more than 48 inches (1200 mm) o.c. along each member supported directly from hangers unless otherwise indicated; provide hangers not more than 8 inches (200 mm) from ends of each member.
11. Size supplemental suspension members and hangers to support ceiling loads within performance limits established by referenced standards and publications.

C. Secure bracing wires to ceiling suspension members and to supports with a minimum of four tight turns. Suspend bracing from building's structural members as required for hangers, without attaching to permanent metal forms, steel deck, or steel deck tabs. Fasten bracing wires into concrete with cast-in-place or postinstalled anchors.

D. Install edge moldings and trim of type indicated at perimeter of acoustical ceiling area and where necessary to conceal edges of acoustical panels.

1. Apply acoustical sealant in a continuous ribbon concealed on back of vertical legs of moldings before they are installed.
2. Screw attach moldings to substrate at intervals not more than 16 inches (400 mm) o.c. and not more than 3 inches (75 mm) from ends, leveling with ceiling suspension system to a tolerance of 1/8 inch in 12 feet (3.2 mm in 3.6 m). Miter corners accurately and connect securely.
3. Do not use exposed fasteners, including pop rivets, on moldings and trim.

E. Install suspension-system runners so they are square and securely interlocked with one another. Remove and replace dented, bent, or kinked members.

F. Install acoustical panels with undamaged edges and fit accurately into suspension-system runners and edge moldings. Scribe and cut panels at borders and penetrations to provide a neat, precise fit.

1. Arrange directionally patterned acoustical panels as follows:

   a. As indicated on reflected ceiling plans.
   b. Install panels with pattern as indicated on drawings
   c. Install panels in a basket-weave pattern.

2. For square-edged panels, install panels with edges fully hidden from view by flanges of suspension-system runners and moldings.
3. For reveal-edged panels on suspension-system runners, install panels with bottom of reveal in firm contact with top surface of runner flanges.

4. For reveal-edged panels on suspension-system members with box-shaped flanges, install panels with reveal surfaces in firm contact with suspension-system surfaces and panel faces flush with bottom face of runners.
5. Paint cut edges of panel remaining exposed after installation; match color of exposed panel surfaces using coating recommended in writing for this purpose by acoustical panel manufacturer.
6. Install hold-down clips in areas indicated, in areas required by authorities having jurisdiction, and for fire-resistance ratings; space as recommended by panel manufacturer's written instructions unless otherwise indicated.
7. Install clean-room gasket system in areas indicated, sealing each panel and fixture as recommended by panel manufacturer's written instructions.
8. Protect lighting fixtures and air ducts to comply with requirements indicated for fire-resistance-rated assembly.

3.4 CLEANING

A. Clean exposed surfaces of acoustical panel ceilings, including trim, edge moldings, and suspension-system members. Comply with manufacturer's written instructions for cleaning and touchup of minor finish damage. Remove and replace ceiling components that cannot be successfully cleaned and repaired to permanently eliminate evidence of damage.

END OF SECTION 095113

SECTION 096513 - RESILIENT BASE AND ACCESSORIES

PART 1 - GENERAL

1.1 SUMMARY

A. Section Includes:

1. Resilient base.
2. Resilient stair accessories.

1.2 ACTION SUBMITTALS

A. Product Data: For each type of product.

B. Samples: For each exposed product and for each color and texture specified, not less than 12 inches (300 mm) long.

PART 2 - PRODUCTS

2.1 PERFORMANCE REQUIREMENTS

A. Low-Emitting Materials: Flooring system shall comply with the testing and product requirements of the California Department of Public Health's "Standard Method for the Testing and Evaluation of Volatile Organic Chemical Emissions from Indoor Sources Using Environmental Chambers."

2.2 THERMOSET-RUBBER BASE

A. Manufacturers: Subject to compliance with requirements, provide products by one of the following:

1. Johnsonite, Inc.
2. Flexco
3. Or Equal

B. Product Standard: ASTM F 1861, Type TS (rubber, vulcanized thermoset), Group I (solid, homogeneous).

1. Style and Location:

a. Style B, Cove: Provide in areas as indicated in the drawings.

C. Thickness: 0.125 inch (3.2 mm).

D. Height: 4 inches (102 mm).

E. Lengths: Coils in manufacturer's standard length.

F. Outside Corners: Preformed.

G. Inside Corners: Job formed or preformed.

H. Colors: As selected by Architect from full range of industry colors.

2.3 RUBBER STAIR ACCESSORIES

A. Fire-Test-Response Characteristics: As determined by testing identical products according to ASTM E 648 or NFPA 253 by a qualified testing agency.

1. Critical Radiant Flux Classification: Class I, not less than 0.45 W/sq. cm.

B. Manufacturers: Subject to compliance with requirements, provide products by one of the following:

1. Johnsonite, Inc.
2. Flexco
3. Or Equal

C. Stair Treads: ASTM F 2169.

1. Type: TP (rubber, thermoplastic).
2. Class: 2 (pattern; embossed, grooved, or ribbed).
3. Group: 1 (embedded abrasive strips).
4. Nosing Style: Square.
5. Nosing Height: 1-1/2 inches (38 mm).
6. Thickness: 1/4 inch (6 mm) and tapered to back edge.
7. Size: Lengths and depths to fit each stair tread in one piece.
8. Integral Risers: Smooth, flat; in height that fully covers substrate.

D. Separate Risers: Smooth, flat; in height that fully covers substrate; produced by same manufacturer as treads and recommended by manufacturer for installation with treads.

1. Style: Coved toe, 7 inches (178 mm) high by length matching treads.
2. Thickness: 0.125 inch (3.2 mm).

E. Landing Tile: Matching treads; produced by same manufacturer as treads and recommended by manufacturer for installation with treads.

F. Locations: Provide rubber stair accessories in areas indicated.

G. Colors and Patterns: As selected by Architect from full range of industry colors.

2.4 INSTALLATION MATERIALS

A. Adhesives: Water-resistant type recommended by resilient-product manufacturer for resilient products and substrate conditions indicated.

1. Adhesives shall have a VOC content of 50 g/L or less.

B. Stair-Tread Nose Filler: Two-part epoxy compound recommended by resilient stair-tread manufacturer to fill nosing substrates that do not conform to tread contours.

C. Floor Polish: Provide protective, liquid floor-polish products recommended by resilient stair-tread manufacturer.

PART 3 - EXECUTION

3.1 PREPARATION

A. Prepare substrates according to manufacturer's written instructions to ensure adhesion of resilient products.

B. Fill cracks, holes, and depressions in substrates with trowelable leveling and patching compound; remove bumps and ridges to produce a uniform and smooth substrate.

C. Do not install resilient products until they are the same temperature as the space where they are to be installed.

D. Immediately before installation, sweep and vacuum clean substrates to be covered by resilient products.

3.2 RESILIENT BASE INSTALLATION

A. Comply with manufacturer's written instructions for installing resilient base.

B. Apply resilient base to walls, columns, pilasters, casework and cabinets in toe spaces, and other permanent fixtures in rooms and areas where base is required.

C. Install resilient base in lengths as long as practical without gaps at seams and with tops of adjacent pieces aligned.

D. Tightly adhere resilient base to substrate throughout length of each piece, with base in continuous contact with horizontal and vertical substrates.

E. Do not stretch resilient base during installation.

F. On masonry surfaces or other similar irregular substrates, fill voids along top edge of resilient base with manufacturer's recommended adhesive filler material.

G. Preformed Corners: Install preformed corners before installing straight pieces.

H. Job-Formed Corners:

1. Outside Corners: Use straight pieces of maximum lengths possible and form with returns not less than [3 inches (76 mm)] in length.

   a. Form without producing discoloration (whitening) at bends.

2. Inside Corners: Use straight pieces of maximum lengths possible and form with returns not less than 3 inches (76 mm) in length.

    a. Cope corners to minimize open joints.

3.3 RESILIENT ACCESSORY INSTALLATION

A. Comply with manufacturer's written instructions for installing resilient accessories.

B. Resilient Stair Accessories:

1. Use stair-tread-nose filler to fill nosing substrates that do not conform to tread contours.
2. Tightly adhere to substrates throughout length of each piece.
3. For treads installed as separate, equal-length units, install to produce a flush joint between units.

3.4 CLEANING AND PROTECTION

A. Comply with manufacturer's written instructions for cleaning and protecting resilient products.

B. Cover resilient products subject to wear and foot traffic until Substantial Completion.

END OF SECTION 096513

SECTION 096519 - RESILIENT TILE FLOORING

PART 1 - GENERAL

1.1 RELATED DOCUMENTS

A. Drawings and general provisions of the Contract, including General and Supplementary Conditions and Division 01 Specification Sections, apply to this Section.

1.2 SUMMARY

A. Section Includes:

1. Vinyl composition floor tile.

1.3 ACTION SUBMITTALS

A. Product Data: For each type of product.

B. Shop Drawings: For each type of floor tile. Include floor tile layouts, edges, columns, doorways, enclosing partitions, built-in furniture, cabinets, and cutouts.

1. Show details of special patterns.

C. Samples: Full-size units of each color and pattern of floor tile required.

D. Samples for Initial Selection: For each type of floor tile indicated.

E. Samples for Verification: Full-size units of each color and pattern of floor tile required.

F. Product Schedule: For floor tile.[Use same designations indicated on Drawings.]

1.4 INFORMATIONAL SUBMITTALS

A. Qualification Data: For Installer.

1.5 CLOSEOUT SUBMITTALS

A. Maintenance Data: For each type of floor tile to include in maintenance manuals.

1.6 MAINTENANCE MATERIAL SUBMITTALS

A. Furnish extra materials that match products installed and that are packaged with protective covering for storage and identified with labels describing contents.

1. Floor Tile: Furnish one box for every [50] boxes or fraction thereof, of each type, color, and pattern of floor tile installed.

1.7 QUALITY ASSURANCE

A. Installer Qualifications: A qualified installer who employs workers for this Project who are competent in techniques required by manufacturer for floor tile installation and seaming method indicated.

1. Engage an installer who employs workers for this Project who are trained or certified by floor tile manufacturer for installation techniques required.

B. Mockups: Build mockups to verify selections made under Sample submittals and to demonstrate aesthetic effects and set quality standards for materials and execution.

1. Build mockups for floor tile including[resilient base and] accessories.

a. Size: Minimum 100 sq. ft. (9.3 sq. m) for each type, color, and pattern [in locations directed by Architect].

2. Approval of mockups does not constitute approval of deviations from the Contract Documents contained in mockups unless Architect specifically approves such deviations in writing.
3. Subject to compliance with requirements, approved mockups may become part of the completed Work if undisturbed at time of Substantial Completion.

1.8 DELIVERY, STORAGE, AND HANDLING

A. Store floor tile and installation materials in dry spaces protected from the weather, with ambient temperatures maintained within range recommended by manufacturer, but not less than 50 deg F (10 deg C) or more than 90 deg F (32 deg C). Store floor tiles on flat surfaces.

1.9 FIELD CONDITIONS

A. Maintain ambient temperatures within range recommended by manufacturer, but not less than [70 deg F (21 deg C)] or more than [95 deg F (35 deg C)], in spaces to receive floor tile during the following time periods:

1. 48 hours before installation.
2. During installation.
3. 48 hours after installation.

B. After installation and until Substantial Completion, maintain ambient temperatures within range recommended by manufacturer, but not less than [55 deg F (13 deg C)] or more than [95 deg F (35 deg C)].

C. Close spaces to traffic during floor tile installation.

D. Close spaces to traffic for 48 hours after floor tile installation.

E. Install floor tile after other finishing operations, including painting, have been completed.

PART 2 - PRODUCTS

2.1 PRODUCT REQUIREMENTS

A. Fire-Test-Response Characteristics: For resilient tile flooring, as determined by testing identical products according to ASTM E 648 or NFPA 253 by a qualified testing agency.

1. Critical Radiant Flux Classification: Class I, not less than 0.45 W/sq. cm.

B. FloorScore Compliance: Resilient tile flooring shall comply with requirements of FloorScore certification.

C. Low-Emitting Materials: Flooring system shall comply with the testing and product requirements of the California Department of Public Health's "Standard Method for the Testing and Evaluation of Volatile Organic Chemical Emissions from Indoor Sources Using Environmental Chambers."

2.2 VINYL COMPOSITION FLOOR TILE

A. Manufacturers: Subject to compliance with requirements, provide products by one of the following:

1. Armstrong World Industries, Inc.
2. Mannington Mills, Inc.
3. Or equal

B. Tile Standard: ASTM F 1066, [Class 1, solid-color] tile.

C. Wearing Surface: [Smooth] .

D. Thickness: [0.125 inch (3.2 mm)] .

E. Size: 12 by 12 inches (305 by 305 mm).

F. Colors and Patterns: As selected by Architect from full range of industry colors.
1. Two colors minimum.

2.3 INSTALLATION MATERIALS

A. Trowelable Leveling and Patching Compounds: Latex-modified, portland cement based or blended hydraulic-cement-based formulation provided or approved by floor tile manufacturer for applications indicated.

B. Adhesives: Water-resistant type recommended by floor tile and adhesive manufacturers to suit floor tile and substrate conditions indicated.

1. Adhesives shall comply with the following limits for VOC content:

a. Vinyl Composition Tile Adhesives: 50 g/L or less.
b. Rubber Floor Adhesives: 60 g/L or less.
c. Terrazzo Floor Tile Adhesives: [65] g/L or less.

2. Adhesives shall comply with the testing and product requirements of the California Department of Public Health's "Standard Method for the Testing and Evaluation of Volatile Organic Chemical Emissions from Indoor Sources Using Environmental Chambers."

C. Floor Polish: Provide protective, liquid floor-polish products recommended by floor tile manufacturer.

PART 3 - EXECUTION

3.1 EXAMINATION

A. Examine substrates, with Installer present, for compliance with requirements for maximum moisture content and other conditions affecting performance of the Work.

1. Verify that finishes of substrates comply with tolerances and other requirements specified in other Sections and that substrates are free of cracks, ridges, depressions, scale, and foreign deposits that might interfere with adhesion of floor tile.

B. Proceed with installation only after unsatisfactory conditions have been corrected.

3.2 PREPARATION

A. Prepare substrates according to floor tile manufacturer's written instructions to ensure adhesion of resilient products.

B. Concrete Substrates: Prepare according to ASTM F 710.

1. Verify that substrates are dry and free of curing compounds, sealers, and hardeners.
2. Remove substrate coatings and other substances that are incompatible with adhesives and that contain soap, wax, oil, or silicone, using mechanical methods recommended by floor tile manufacturer. Do not use solvents.
3. Alkalinity and Adhesion Testing: Perform tests recommended by floor tile manufacturer. Proceed with installation only after substrate alkalinity falls within range on pH scale recommended by manufacturer in writing, but not less than 5 or more than [9] [10] <Insert number> pH.
4. Moisture Testing: Proceed with installation only after substrates pass testing according to floor tile manufacturer's written recommendations, but not less stringent than the following:

a. Perform anhydrous calcium chloride test according to ASTM F 1869. Proceed with installation only after substrates have maximum moisture-vapor-emission rate of [3 lb of water/1000 sq. ft. (1.36 kg of water/92.9 sq. m)] <Insert rate> in 24 hours.
b. Perform relative humidity test using in situ probes according to ASTM F 2170. Proceed with installation only after substrates have a maximum [75] <Insert number> percent relative humidity level.

C. Fill cracks, holes, and depressions in substrates with trowelable leveling and patching compound; remove bumps and ridges to produce a uniform and smooth substrate.

D. Do not install floor tiles until they are the same temperature as the space where they are to be installed.

1. At least 48 hours in advance of installation, move resilient floor tile and installation materials into spaces where they will be installed.

E. Immediately before installation, sweep and vacuum clean substrates to be covered by resilient floor tile.

3.3 FLOOR TILE INSTALLATION

A. Comply with manufacturer's written instructions for installing floor tile.

B. Lay out floor tiles from center marks established with principal walls, discounting minor offsets, so tiles at opposite edges of room are of equal width. Adjust as necessary to avoid using cut widths that equal less than one-half tile at perimeter.

1. Lay tiles [square with room axis].

C. Match floor tiles for color and pattern by selecting tiles from cartons in the same sequence as manufactured and packaged, if so numbered. Discard broken, cracked, chipped, or deformed tiles.

1. Lay tiles [with grain direction alternating in adjacent tiles (basket-weave pattern)].

D. Scribe, cut, and fit floor tiles to butt neatly and tightly to vertical surfaces and permanent fixtures including built-in furniture, cabinets, pipes, outlets, and door frames.

E. Extend floor tiles into toe spaces, door reveals, closets, and similar openings. Extend floor tiles to center of door openings.

F. Maintain reference markers, holes, and openings that are in place or marked for future cutting by repeating on floor tiles as marked on substrates. Use chalk or other nonpermanent marking device.

G. Install floor tiles on covers for telephone and electrical ducts, building expansion-joint covers, and similar items in finished floor areas. Maintain overall continuity of color and pattern between pieces of tile installed on covers and adjoining tiles. Tightly adhere tile edges to substrates that abut covers and to cover perimeters.

H. Adhere floor tiles to flooring substrates using a full spread of adhesive applied to substrate to produce a completed installation without open cracks, voids, raising and puckering at joints, telegraphing of adhesive spreader marks, and other surface imperfections.

3.4 CLEANING AND PROTECTION

A. Comply with manufacturer's written instructions for cleaning and protecting floor tile.

B. Perform the following operations immediately after completing floor tile installation:

1. Remove adhesive and other blemishes from exposed surfaces.
2. Sweep and vacuum surfaces thoroughly.
3. Damp-mop surfaces to remove marks and soil.

C. Protect floor tile from mars, marks, indentations, and other damage from construction operations and placement of equipment and fixtures during remainder of construction period.

D. Floor Polish: Remove soil, adhesive, and blemishes from floor tile surfaces before applying liquid floor polish.

1. Apply [two] coat(s).

E. Cover floor tile until Substantial Completion.

END OF SECTION 096519

SECTION 096813 - TILE CARPETING

PART 1 - GENERAL

1.1 RELATED DOCUMENTS

A. Drawings and general provisions of the Contract, including General and Supplementary Conditions and Division 01 Specification Sections, apply to this Section.

1.2 SUMMARY

A. Section includes modular, tufted carpet tile.

B. Related Requirements:

1. Section 02070 "Selective Demolition" for removing existing floor coverings.
2. Section 09653 "Resilient Base and Accessories" Section 09651 "Resilient Tile Flooring" for resilient wall base and accessories installed with carpet tile.

1.3 PREINSTALLATION MEETINGS

A. Preinstallation Conference: Conduct conference at Project site.

1. Review methods and procedures related to carpet tile installation including, but not limited to, the following:

a. Review delivery, storage, and handling procedures.
b. Review ambient conditions and ventilation procedures.
c. Review subfloor preparation procedures.
d. Review installation direction.

1.4 ACTION SUBMITTALS

A. Product Data: For each type of product.

1. Include manufacturer's written data on physical characteristics, durability, and fade resistance.
2. Include installation recommendations for each type of substrate.

B. Shop Drawings: Show the following:

1. Columns, doorways, enclosing walls or partitions, built-in cabinets, and locations where cutouts are required in carpet tiles.
2. Carpet tile type, color, and dye lot.
3. Type of subfloor.
4. Type of installation.
5. Pattern of installation.

6. Pattern type, location, and direction.
7. Pile direction.
8. Type, color, and location of insets and borders.
9. Type, color, and location of edge, transition, and other accessory strips.
10. Transition details to other flooring materials.

C. Samples: For each of the following products and for each color and texture required. Label each Sample with manufacturer's name, material description, color, pattern, and designation indicated on Drawings and in schedules.

1. Carpet Tile: Full-size Sample.
2. Exposed Edge, Transition, and Other Accessory Stripping: 12-inch- (300-mm-) long Samples.

D. Product Schedule: For carpet tile. Use same designations indicated on Drawings.

1.5 INFORMATIONAL SUBMITTALS

A. Qualification Data: For Installer.

B. Product Test Reports: For carpet tile, for tests performed by a qualified testing agency.

C. Sample Warranty: For special warranty.

1.6 CLOSEOUT SUBMITTALS

A. Maintenance Data: For carpet tiles to include in maintenance manuals. Include the following:

1. Methods for maintaining carpet tile, including cleaning and stain-removal products and procedures and manufacturer's recommended maintenance schedule.
2. Precautions for cleaning materials and methods that could be detrimental to carpet tile.

1.7 MAINTENANCE MATERIAL SUBMITTALS

A. Furnish extra materials, from the same product run, that match products installed and that are packaged with protective covering for storage and identified with labels describing contents.

1. Carpet Tile: Full-size units equal to 5 percent of amount installed for each type indicated, but not less than 10 sq. yd. (8.3 sq. m).

1.8 QUALITY ASSURANCE

A. Installer Qualifications: An experienced installer who is certified by the International Certified Floorcovering Installers Association.

B. Fire-Test-Response Ratings: Where indicated, provide carpet tile identical to those of assemblies tested for fire response according to NFPA 253 by a qualified testing agency.

C. Mockups: Build mockups to verify selections made under Sample submittals and to demonstrate aesthetic effects and set quality standards for fabrication and installation.

1. Build mockups at locations and in sizes shown on Drawings.
2. Subject to compliance with requirements, approved mockups may become part of the completed Work if undisturbed at time of Substantial Completion.

1.9 DELIVERY, STORAGE, AND HANDLING

A. Comply with CRI 104.

1.10 FIELD CONDITIONS

A. Comply with CRI 104 for temperature, humidity, and ventilation limitations.

B. Environmental Limitations: Do not deliver or install carpet tiles until spaces are enclosed and weathertight, wet work in spaces is complete and dry, and ambient temperature and humidity conditions are maintained at occupancy levels during the remainder of the construction period.

C. Do not install carpet tiles over concrete slabs until slabs have cured and are sufficiently dry to bond with adhesive and concrete slabs have pH range recommended by carpet tile manufacturer.

D. Where demountable partitions or other items are indicated for installation on top of carpet tiles, install carpet tiles before installing these items.

1.11 WARRANTY

A. Special Warranty for Carpet Tiles: Manufacturer agrees to repair or replace components of carpet tile installation that fail in materials or workmanship within specified warranty period.

1. Warranty does not include deterioration or failure of carpet tile due to unusual traffic, failure of substrate, vandalism, or abuse.
2. Failures include, but are not limited to, more than 10 percent edge raveling, snags, runs, dimensional stability, excess static discharge, loss of tuft bind strength, loss of face fiber, and delamination.
3. Warranty Period for Stain Warranty: 10 years from date of Substantial Completion.
4. Warranty Period for Colorfastness to Light: Lifetime from date of Substantial Completion.

PART 2 - PRODUCTS

2.1 CARPET TILE

A. Manufacturers: Subject to compliance with requirements, available manufacturers offering products that may be incorporated into the Work include:

1. Mohawk Group (The); Mohawk Carpet, LLC.
2. Or Equal

a. Collection: “On Deck”
b. Size: 24” x 24”
c. Color: As selected by Architect from manufacturer's full range
d. Dye Method: Solution Dyed
e. Weight: 22 oz.

2.2 INSTALLATION ACCESSORIES

A. Trowelable Leveling and Patching Compounds: Latex-modified, hydraulic-cement-based formulation provided or recommended by carpet tile manufacturer.

B. Adhesives: Water-resistant, mildew-resistant, nonstaining, pressure-sensitive type to suit products and subfloor conditions indicated, that complies with flammability requirements for installed carpet tile and is recommended by carpet tile manufacturer for releasable installation.

1. Adhesives shall have a VOC content of 50 g/L or less when calculated according to 40 CFR 59, Subpart D (EPA Method 24).
2. Adhesives shall comply with the testing and product requirements of the California Department of Health Services' "Standard Practice for the Testing of Volatile Organic Emissions from Various Sources Using Small-Scale Environmental Chambers."

C. Metal Edge/Transition Strips: Extruded aluminum with mill finish of profile and width shown, of height required to protect exposed edge of carpet, and of maximum lengths to minimize running joints.

PART 3 - EXECUTION

3.1 EXAMINATION

A. Examine substrates, areas, and conditions, with Installer present, for compliance with requirements for maximum moisture content, alkalinity range, installation tolerances, and other conditions affecting carpet tile performance. Examine carpet tile for type, color, pattern, and potential defects.

B. Concrete Subfloors: Verify that concrete slabs comply with ASTM F 710 and the following:

1. Slab substrates are dry and free of curing compounds, sealers, hardeners, and other materials that may interfere with adhesive bond. Determine adhesion and dryness characteristics by performing bond and moisture tests recommended by carpet tile manufacturer.
2. Subfloor finishes comply with requirements specified in Section 033000 "Cast-in-Place Concrete" for slabs receiving carpet tile.
3. Subfloors are free of cracks, ridges, depressions, scale, and foreign deposits.

C. Proceed with installation only after unsatisfactory conditions have been corrected.

3.2 PREPARATION

A. General: Comply with CRI 104, Section 6.2, "Site Conditions; Floor Preparation," and with carpet tile manufacturer's written installation instructions for preparing substrates indicated to receive carpet tile installation.

B. Use trowelable leveling and patching compounds, according to manufacturer's written instructions, to fill cracks, holes, depressions, and protrusions in substrates. Fill or level cracks, holes and depressions 1/8 inch (3 mm) wide or wider and protrusions more than 1/32 inch (0.8 mm) unless more stringent requirements are required by manufacturer's written instructions.

C. Remove coatings, including curing compounds, and other substances that are incompatible with adhesives and that contain soap, wax, oil, or silicone, without using solvents. Use mechanical methods recommended in writing by carpet tile manufacturer.

D. Clean metal substrates of grease, oil, soil and rust, and prime if directed by adhesive manufacturer. Rough sand painted metal surfaces and remove loose paint. Sand aluminum surfaces, to remove metal oxides, immediately before applying adhesive.

E. Broom and vacuum clean substrates to be covered immediately before installing carpet tile.

3.3 INSTALLATION

A. General: Comply with CRI 104, Section 14, "Carpet Modules," and with carpet tile manufacturer's written installation instructions.

B. Installation Method: "Quarter Turn"

C. Maintain dye lot integrity. Do not mix dye lots in same area.

D. Cut and fit carpet tile to butt tightly to vertical surfaces, permanent fixtures, and built-in furniture including cabinets, pipes, outlets, edgings, thresholds, and nosings. Bind or seal cut edges as recommended by carpet tile manufacturer.

E. Extend carpet tile into toe spaces, door reveals, closets, open-bottomed obstructions, removable flanges, alcoves, and similar openings.

F. Maintain reference markers, holes, and openings that are in place or marked for future cutting by repeating on finish flooring as marked on subfloor. Use nonpermanent, nonstaining marking device.

G. Install pattern parallel to walls and borders.

H. Stagger joints of carpet tiles so carpet tile grid is offset from access flooring panel grid. Do not fill seams of access flooring panels with carpet adhesive; keep seams free of adhesive.

3.4 CLEANING AND PROTECTION

A. Perform the following operations immediately after installing carpet tile:

1. Remove excess adhesive, seam sealer, and other surface blemishes using cleaner recommended by carpet tile manufacturer.
2. Remove yarns that protrude from carpet tile surface.
3. Vacuum carpet tile using commercial machine with face-beater element.

B. Protect installed carpet tile to comply with CRI 104, Section 16, "Protecting Indoor Installations."

C. Protect carpet tile against damage from construction operations and placement of equipment and fixtures during the remainder of construction period. Use protection methods indicated or recommended in writing by carpet tile manufacturer.

END OF SECTION 096813

098000 – SOUNDBARRIER SHEATHING

PART 1 GENERAL

1.1 SECTION INCLUDES

A. Section 06 00 00 Wood, Plastics and Composites.

B. Section 07 00 00 Thermal and Moisture Protection.

C. Section 09 00 00 Finishes

D. Section 10 00 00 Specialties

1.2 RELATED SECTIONS

A. Section 06 10 00 – Rough Carpentry: Installation and requirements for wood substrates and structure.

B. Section 09 20 00 – Plaster and Gypsum Board: Installation and requirements for wall assemblies.

C. Section 09 60 00 – Flooring: Installation and requirements for finish flooring.

1.3 REFERENCES

A. APA The Engineered Wood Association (APA): APA AFG-01 – Specification for field gluing subfloors.

B. American Society for Testing and Materials (ASTM):
1. ASTM C 209 - Test Methods for Cellulosic Fiber Insulating Board.
2. ASTM C 518 - Standard Test Method for Steady-State Thermal Transmission Properties by Means of the Heat Flow Meter Apparatus.
3. ASTM E 84 - Test Method for Surface Burning Characteristics of Building Materials.
4. UL listed, File R16381.
5. Forest Stewardship Certification (FSC): CoC Cert no. 5682.
6. ICC-ES Report ESR-1374.

1.4 SUBMITTALS

A. Submit under provisions of Section 01 30 00.

B. Product Data: Manufacturer's data sheets on each product to be used, including:
1. Preparation instructions and recommendations.
2. Storage and handling requirements and recommendations.
3. Installation methods.

1.5 QUALITY ASSURANCE

A. Manufacturer Qualifications: Minimum 10 years experience in producing sound-deadening boards.

1.6 DELIVERY, STORAGE, AND HANDLING

A. Store products in manufacturer's unopened packaging with labels intact until ready for installation.

B. Inspect the materials upon delivery to assure that specified products have been received. Report damaged material immediately to the delivering carrier and note such damage on the carrier's freight bill of lading.

C. Store materials in a dry place, indoors, on raised platform protected from weather damage.

1.7 PROJECT CONDITIONS

A. Maintain environmental conditions (temperature, humidity, and ventilation) within limits recommended by manufacturer for optimum results. Do not install products under environmental conditions outside manufacturer's absolute limits.

B. Climatize panels to existing moisture conditions and for not less than 24 hours before installation. Comply with manufacturer’s recommendations for acclimatization.

PART 2 PRODUCTS

2.1 MANUFACTURERS

A. Homasote Company.

B. Or Equal

2.2 MATERIALS

A. 440 SoundBarrier: Class C fire-rated. Molded, recycled post-consumer paper, cellulose fiber structural panel. Physical properties as follows..
   1. Thickness: 1/2 inch (13 mm).
   2. Density: 26-28 pcf (416-448 kg/cu. m) tested in accordance with ASTM C 209.
   3. Tensile Strength: When tested in accordance with ASTM C 209:
      a. Parallel: 450-700 psi (3,100-4,830 kPa).
      b. Transverse: 750-1000 psi (5.1171-6.894 kPa).
   4. Hardness (Janka Ball): 230 lbs (104 kg) tested in accordance with ASTM D 1037.
   5. Water Absorption by Volume: When tested in accordance with ASTM C 209:

a. 2 hour immersion: 7 percent maximum.

6. Expansion: 50 to 90 percent relative humidity, 0.25 percent in accordance with ASTM C 209.
7. Thermal Resistance: When tested in accordance with ASTM C 209 per ASTM C 518:
   a. R-value: 1.2 for 1/2 inch (13 mm) thick board.
   b. K-value: .512 Btu-in/ (h ft² °F).
8. Noise reduction coefficient (NRC): 0.20
9. Flame Spread: 76 to 200 tested in accordance with ASTM E 84, Class III or C.

2.3 ACCESSORIES

A. Adhesive: APA AFG-01 specification sub-floor adhesive.

B. Floor Panel Fasteners:
   1. Nails, Wood Framing: annular thread type (ring shank) of length required to penetrate not less than 3/4 inch (19 mm) into subfloor.
   2. Screws: Coarse thread drywall type wood screw of length required to penetrate not less than 3/4 inch (19 mm) into sub-floor.

C. Wall Panel Fasteners:
   1. Nails, Wood Framing: Length required penetrating wood framing 3/4 inch (19 mm) minimum.
   2. Screws:
      a. General: 20 gauge or heavier, self-tapping drywall type steel screw.
      b. Wood Framing: Coarse thread drywall type wood screw, length as required to penetrate framing 3/4 inch (19 mm) minimum.
      c. Metal Framing: 22-25 gauge, drywall type steel screw.

D. Drywall fastener for decoupled wall installation.
   1. #10 drywall screw or laminating screw.

PART 3 EXECUTION

3.1 EXAMINATION

A. Examine substrates upon which work will be installed.

B. Verify framing member spacing complies with manufacturer's requirements depending on substrates and installation methods.

C. If substrate preparation is the responsibility of another installer, notify Architect of unsatisfactory preparation before proceeding.

D. Verify what environmental conditions are, and will continue to be maintained in accordance with manufacturer's recommendations.

E. Starting work by installer is acceptance of substrate and environmental conditions.

3.2 PREPARATION

A. Follow manufacturer's instructions by separating and allowing panels to be exposed to environmental temperature and humidity conditions for not less than 24 hours before start of installation.

3.3 INSTALLATION

A. Install in accordance with manufacturer's instructions.

B. Install only clean dry panels. Do not install wet panels.

C. Floor Panel Installation: Space panel joints 3/16 inch (5 mm) apart; 3/8 inch (10 mm) space at walls and partitions. Stagger joints.

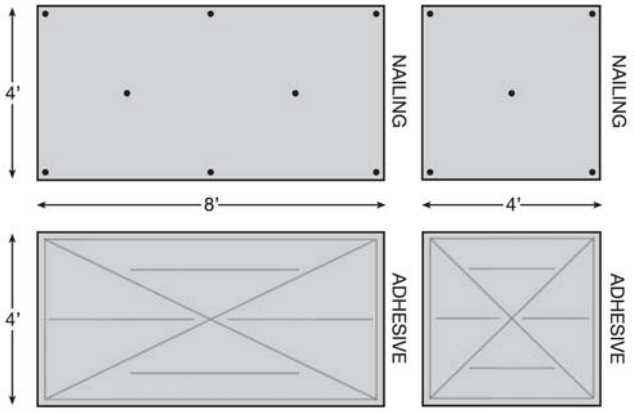

D. Wall Panel Installation: Space panel joints 1/8 inch (3 mm) apart; 1/4 inch (6 mm) space at floors, ceilings, and window and door frames. Install gypsum wallboard or other wall finish panels so that finish panel joints are staggered and do not coincide with sound barrier panel joints. Install in accordance with finish panel manufacturer's installation recommendations.

3.4 PROTECTION

A. Protect installed products until completion of project.

B. Touch-up, repair, or replace damaged products before Substantial Completion.

3.5 CLEANING

A. Comply with manufacturer's recommendations for repairing damaged panels.

B. Replace panels that cannot be repaired.

SECTION 099113 - PAINTING

PART 1 - GENERAL

1.1 SUMMARY

A. Section includes surface preparation and the application of paint systems on substrates. the following substrates:

1. Concrete.
2. Cement board.
3. Clay masonry.
4. Concrete masonry units (CMUs).
5. Steel and iron.
6. Galvanized metal.
7. Aluminum (not anodized or otherwise coated).
8. Wood.
9. Plastic.
10. Gypsum board.
11. Plaster.
12. Spray-textured ceilings.

1.2 DEFINITIONS

A. Gloss Level 1: Not more than 5 units at 60 degrees and 10 units at 85 degrees, according to ASTM D 523.

B. Gloss Level 2: Not more than 10 units at 60 degrees and 10 to 35 units at 85 degrees, according to ASTM D 523.

C. Gloss Level 3: 10 to 25 units at 60 degrees and 10 to 35 units at 85 degrees, according to ASTM D 523.

D. Gloss Level 4: 20 to 35 units at 60 degrees and not less than 35 units at 85 degrees, according to ASTM D 523.

E. Gloss Level 5: 35 to 70 units at 60 degrees, according to ASTM D 523.

F. Gloss Level 6: 70 to 85 units at 60 degrees, according to ASTM D 523.

G. Gloss Level 7: More than 85 units at 60 degrees, according to ASTM D 523.

1.3 ACTION SUBMITTALS

A. Product Data: For each type of product. Include preparation requirements and application instructions.

B. Samples: For each type of paint system and in each color and gloss of topcoat.

C. Product List: For each product indicated. Include printout of current "MPI Approved Products List" for each product category specified in Part 2, with the proposed product highlighted.

1.4 MAINTENANCE MATERIAL SUBMITTALS

A. Furnish extra materials, from the same product run, that match products installed and that are packaged with protective covering for storage and identified with labels describing contents.

1. Paint: [5] percent, but not less than [1 gal. (3.8 L)] of each material and color applied.

1.5 QUALITY ASSURANCE

A. Mockups: Apply mockups of each paint system indicated and each color and finish selected to verify preliminary selections made under Sample submittals and to demonstrate aesthetic effects and set quality standards for materials and execution.

1. Architect will select one surface to represent surfaces and conditions for application of each paint system specified in Part 3.

a. Vertical and Horizontal Surfaces: Provide samples of at least 100 sq. ft. (9 sq. m).
b. Other Items: Architect will designate items or areas required.

2. Final approval of color selections will be based on mockups.

a. If preliminary color selections are not approved, apply additional mockups of additional colors selected by Architect at no added cost to Owner.

PART 2 - PRODUCTS

2.1 MANUFACTURERS

A. Manufacturers: Subject to compliance with requirements, provide products by one of the following:

1. Benjamin Moore & Co.
2. Dulux (formerly ICI Paints); a brand of AkzoNobel.
3. PPG Architectural Finishes, Inc.
4. Sherwin-Williams; Paint Stores Group.

2.2 PAINT, GENERAL

A. MPI Standards: Provide products that comply with MPI standards indicated and that are listed in its "MPI Approved Products List."

B. Material Compatibility:

1. Provide materials for use within each paint system that are compatible with one another and substrates indicated, under conditions of service and application as demonstrated by manufacturer, based on testing and field experience.
2. For each coat in a paint system, provide products recommended in writing by manufacturers of topcoat for use in paint system and on substrate indicated.

C. VOC Content: Products shall comply with VOC limits of authorities having jurisdiction[and, for interior paints and coatings applied at Project site, the following VOC limits, exclusive of colorants added to a tint base, when calculated according to 40 CFR 59, Subpart D (EPA Method 24)].

1. Flat Paints and Coatings: 50 g/L.
2. Nonflat Paints and Coatings: 150 g/L.
3. Dry-Fog Coatings: 400 g/L.
4. Primers, Sealers, and Undercoaters: 200 g/L.
5. Anticorrosive and Antirust Paints Applied to Ferrous Metals: 250 g/L.
6. Zinc-Rich Industrial Maintenance Primers: 340 g/L.
7. Pretreatment Wash Primers: 420 g/L.
8. Floor Coatings: 100 g/L.
9. Shellacs, Clear: 730 g/L.
10. Shellacs, Pigmented: 550 g/L.

D. Low-Emitting Materials: Interior paints and coatings shall comply with the testing and product requirements of the California Department of Public Health's "Standard Method for the Testing and Evaluation of Volatile Organic Chemical Emissions from Indoor Sources Using Environmental Chambers."

E. Colors: As selected by Architect from manufacturer's full range and Match Architect's samples.

1. 10 percent of surface area will be painted with deep tones.

2. Contractor is not to assume all one color.

PART 3 - EXECUTION

3.1 EXAMINATION

A. Examine substrates and conditions, with Applicator present, for compliance with requirements for maximum moisture content and other conditions affecting performance of the Work.

B. Maximum Moisture Content of Substrates: When measured with an electronic moisture meter as follows:

1. Concrete: 12 percent.
2. Fiber-Cement Board: 12 percent.
3. Masonry (Clay and CMUs): 12 percent.
4. Wood: 15 percent.
5. Gypsum Board: 12 percent.
6. Plaster: 12 percent.

C. Verify suitability of substrates, including surface conditions and compatibility with existing finishes and primers.

D. Proceed with coating application only after unsatisfactory conditions have been corrected.

1. Application of coating indicates acceptance of surfaces and conditions.

3.2 PREPARATION

A. Comply with manufacturer's written instructions and recommendations in "MPI Manual" applicable to substrates indicated.

B. Remove hardware, covers, plates, and similar items already in place that are removable and are not to be painted. If removal is impractical or impossible because of size or weight of item, provide surface-applied protection before surface preparation and painting.

1. After completing painting operations, use workers skilled in the trades involved to reinstall items that were removed. Remove surface-applied protection if any.

C. Clean substrates of substances that could impair bond of paints, including dust, dirt, oil, grease, and incompatible paints and encapsulants.

1. Remove incompatible primers and reprime substrate with compatible primers or apply tie coat as required to produce paint systems indicated.

3.3 APPLICATION

A. Apply paints according to manufacturer's written instructions and to recommendations in "MPI Manual."

B. Apply paints to produce surface films without cloudiness, spotting, holidays, laps, brush marks, roller tracking, runs, sags, ropiness, or other surface imperfections. Cut in sharp lines and color breaks.

3.4 CLEANING AND PROTECTION

A. Protect work of other trades against damage from paint application. Correct damage to work of other trades by cleaning, repairing, replacing, and refinishing, as approved by Architect, and leave in an undamaged condition.

B. At completion of construction activities of other trades, touch up and restore damaged or defaced painted surfaces.

3.5 PAINTING SCHEDULE - EXTERIOR

A. Paint CE-OP-3L – Concrete, Latex
1. Prime: One Coat. S-W Loxon Concrete & Masonry Primer Sealer, A24W83000
2. Top Coat: Two Coats. S-W Metalatex Acrylic Semi-Gloss, B42 Series.

B. Paint CE-OP-2W – Concrete, Waterbased
1. Base: One Coat. S-W Loxon XP, A24-1400 Series.
2. Top Coat: One Coat. S-W Loxon XP, A24-1400 Series.

C. Paint ME-OP-3L – Masonry, Latex
   1. Prime: One Coat. S-W PrepRite Block Filler. B25W25.
   2. Top Coat: Two Coats. S-W Metalatex Acrylic Semi-Gloss, B42 Series.

D. Paint MfE-OP-3L – Ferrous Metals, Latex
   1. Prime: One Coat. S-W Pro Industrial Pro-Cryl Universal Primer, B66-1310 Series.
   2. Top Coat: Two Coats. S-W Metalatex Acrylic Semi-Gloss, B42 Series.

E. Paint MgI-OP-2 – Galvanized Metals
   1. Base Coat: One Coat. S-W Pro Industrial Multi-Surface Acrylic, B66-1500 Series.
   2. Top Coat: One Coat. S-W Pro Industrial Multi-Surface Acrylic, B66-1500 Series.

F. Paint MaE-OP-2L – Aluminum, Galvanized, Latex
   1. Base: One Coat. S-W Metalatex Acrylic Semi-Gloss, B42 Series.
   2. Top Coat: One Coat. S-W Metalatex Acrylic Semi-Gloss, B42 Series.

G. Paint WE-OP-3L – Wood, Opaque, Latex
   1. Prime: One Coat. S-W Exterior Latex Wood Primer, B42W8041.
   2. Top Coat: Two Coats. S-W Metalatex Acrylic Semi-Gloss, B42 Series.

H. Paint GI-OP-3L – Gypsum Board/Plaster, Latex
   1. Prime: One Coat. S-W Exterior Latex Wood Primer, B42W8041.
   2. Top Coat: Two Coats. S-W Metalatex Acrylic Semi-Gloss, B42 Series.

I. Paint GI-OP-3L – Gypsum Board/Plaster, Latex
   1. Prime: One Coat. S-W Exterior Latex Wood Primer, B42W8041.
   2. Top Coat: Two Coats. S-W A-100 Exterior Latex Satin, A82 Series.

3.6 PAINTING SCHEDULE - INTERIOR

A. Paint CI-OP-3L – Concrete, Latex
   1. Prime: One Coat. S-W Loxon Concrete & Masonry Primer Sealer, A24W83000
   2. Top Coat: Two Coats. S-W ProMar 200 Zero VOC Latex Semi-Gloss, B31-2600 Series.

B. Paint CI-OP-3A – Concrete, Alkyd
   1. Prime: One Coat. S-W Loxon Concrete & Masonry Primer Sealer, A24W83000
   2. Top Coat: Two Coats. S-W ProMar 200 Waterbased Acrylic-Alkyd Semi-Gloss, B34-8200 Series.

C. Paint CI-OP-2E – Concrete, Epoxy
   1. Base Coat: One Coat. S-W Waterbased Catalyzed Epoxy, B70W211/B60V25.
   2. Top Coat: One Coat. S-W Waterbased Catalyzed Epoxy, B70W211/B60V25.

D. Paint MI-OP-3L – Masonry, Latex
   1. Prime: One Coat. S-W PrepRite Block Filler. B25W25.
   2. Top Coat: Two Coats. S-W ProMar 200 Zero VOC Latex Semi-Gloss, B31-2600 Series.

E. Paint MI-OP-3A – Masonry, Alkyd
   1. Prime: One Coat. S-W Loxon Concrete & Masonry Primer Sealer, A24W83000
   2. Top Coat: Two Coats. S-W ProMar 200 Waterbased Acrylic-Alkyd Semi-Gloss, B34-8200 Series.

F. Paint MI-OP-2E – Masonry, Epoxy
   1. Base Coat: One Coat. S-W Waterbased Catalyzed Epoxy, B70W211/B60V25.
   2. Top Coat: One Coat. S-W Waterbased Catalyzed Epoxy, B70W211/B60V25.

G. Paint MfI-OP-3L – Ferrous Metals, Latex
   1. Prime: One Coat. S-W Pro Industrial Pro-Cryl Universal Primer, B66-1310 Series.
   2. Top Coat: Two Coats. S-W Pro Industrial DTM Acrylic Semi-Gloss, B66 Series.

H. Paint MfI-OP-3A – Ferrous Metals, Alkyd
   1. Prime: One Coat. S-W Pro Industrial Pro-Cryl Universal Primer, B66-1310 Series.
   2. Top Coat: Two Coats. S-W Industrial Water Based Alkyd Urethane Enamel Semi-Gloss, B66 Series.

I. Paint MgI-OP-2 – Galvanized Metals
   1. Base Coat: One Coat. S-W Pro Industrial Multi-Surface Acrylic, B66-1500 Series.
   2. Top Coat: One Coat. S-W Pro Industrial Multi-Surface Acrylic, B66-1500 Series.

J. Paint MaI-OP-3L – Aluminum, Galvanized, Latex
   1. Prime: One Coat. S-W Pro Industrial Pro-Cryl Universal Primer, B66-1310 Series.
   2. Top Coat: Two Coats. S-W Pro Industrial DTM Acrylic Semi-Gloss, B66 Series.

K. Paint MaI-OP-2A – Aluminum, Galvanized, Alkyd
   1. Base Coat: One Coat. S-W Pro Industrial Pro-Cryl Universal Primer, B66-1310 Series.
   2. Top Coat: Two Coats. S-W Industrial Water Based Alkyd Urethane Enamel Semi-Gloss, B53-1150 Series.

L. Paint WI-OP-3L – Wood, Opaque, Latex
   1. Prime: One Coat. S-W Premium Wall and Wood Primer, B28W8111.
   2. Top Coat: Two Coats. S-W ProClassic Waterborne Acrylic Semi-Gloss, B31 Series.

M. Paint WI-OP-3A – Wood, Opaque, Alkyd
   1. Prime: One Coat. S-W Premium Wall and Wood Primer, B28W8111.
   2. Top Coat: Two Coats. S-W ProMar 200 Waterbased Acrylic-Alkyd Semi-Gloss, B34-8200 Series.

N. Stain WI-TR-3V – Wood, Transparent, Stain
   1. Base: One Coat. S-W WoodClassics 250 Stains.
   2. Top Coat: Two Coats. S-W WoodClassics Waterborne Polyurethane Varnish, A68 Series.

O. Paint GI-OP-3L – Gypsum Board/Plaster, Latex
   1. Prime: One Coat. S-W ProMar 200 Zero VOC Interior Latex Primer, B28W2600.
   2. Top Coat: Two Coats. S-W ProMar 200 Zero VOC Latex Semi-Gloss, B31-2600 Series.

P. Paint GI-OP-3L – Gypsum Board/Plaster, Latex
   1. Prime: One Coat. S-W ProMar 200 Zero VOC Interior Latex Primer, B28W2600.
   2. Top Coat: Two Coats. S-W ProMar 200 Zero VOC Latex Eg-Shel, B20-2600 Series.

END OF SECTION 099113

DIVISION 10

SPECIALTIES

SECTION 101423 - PANEL SIGNAGE

PART 1 - GENERAL

1.1 RELATED DOCUMENTS

A. Drawings and general provisions of the Contract, including General and Supplementary Conditions and Division 01 Specification Sections, apply to this Section.

1.2 SUMMARY

A. Section Includes:

1. Room-identification signs.
2. Plaques
3. Dimensional Characters

1.3 DEFINITIONS

A. Accessible: In accordance with the accessibility standard.

B. Illuminated: Illuminated by lighting source integrally constructed as part of the sign unit.

1.4 COORDINATION

A. Furnish templates for placement of sign-anchorage devices embedded in permanent construction by other installers.

B. Furnish templates for placement of electrical service embedded in permanent construction by other installers.

1.5 ACTION SUBMITTALS

A. Product Data: For each type of product.

B. Shop Drawings: For panel signs.

1. Include fabrication and installation details and attachments to other work.
2. Show sign mounting heights, locations of supplementary supports to be provided by others, and accessories.
3. Show message list, typestyles, graphic elements, including raised characters and Braille, and layout for each sign at least half size.

C. Samples for Initial Selection: For each type of sign assembly, exposed component, and exposed finish.

1. Include representative Samples of available typestyles and graphic symbols.

D. Samples for Verification: For each type of sign assembly showing all components and with the required finish(es), in manufacturer's standard size unless otherwise indicated and as follows:

1. Room-Identification Signs: Full-size Sample.
2. Variable Component Materials: Full-size Sample of each base material, character (letter, number, and graphic element) in each exposed color and finish not included in Samples above.
3. Exposed Accessories: Full-size Sample of each accessory type.

E. Sign Schedule: Use same designations specified or indicated on Drawings or in a sign schedule.

1.6 INFORMATIONAL SUBMITTALS

A. Qualification Data: For Installer and manufacturer.

B. Sample Warranty: For special warranty.

1.7 CLOSEOUT SUBMITTALS

A. Maintenance Data: For signs to include in maintenance manuals.

1.8 QUALITY ASSURANCE

A. Installer Qualifications: Manufacturer of products or An entity that employs installers and supervisors who are trained and approved by manufacturer.

1.9 FIELD CONDITIONS

A. Field Measurements: Verify locations of anchorage devices embedded in permanent construction by other installers by field measurements before fabrication, and indicate measurements on Shop Drawings.

1.10 WARRANTY

A. Special Warranty: Manufacturer agrees to repair or replace components of signs that fail in materials or workmanship within specified warranty period.

1. Failures include, but are not limited to, the following:

a. Deterioration of finishes beyond normal weathering.
b. Deterioration of embedded graphic image.
c. Separation or delamination of sheet materials and components.

2. Warranty Period: Five years from date of Substantial Completion.
a. Room Signs: Five years from date of Substantial Completion.

b. Plaques: One year from date of Substantial Completion.
c. Dimensional Characters: One year from date of Substantial Completion.

PART 2 - PRODUCTS

2.1 PERFORMANCE REQUIREMENTS

A. Accessibility Standard: Comply with applicable provisions in the 20120 ADA Standards for Accessible Design and ICC A117.1 for signs.

2.2 SIGNS

A. Manufacturers: Subject to compliance with requirements, provide products by the following:

1. Mohawk Sign Systems
2. Or Equal.

B. Room-Identification Sign: Sign with smooth, uniform surfaces; with message and characters having uniform faces, sharp corners, and precisely formed lines and profiles; and as follows:

1. Basis-of-Design Product: Mohawk Sign Systems, M1000 ADA .
2. All signs shall be manufactured using Graphic Process Series 200A – Sand Carved® using Format D.
   a. Tactile characters shall be raised the required 1/32" inches from sign face. Glue-on letters or etched backgrounds are not acceptable.
   b. All text shall be accompanied by Grade 2 braille. Braille shall be separated 1/2" from the corresponding raised characters or symbols. Grade 2 braille translation to be provided by signage manufacturer.
   c. All letters, numbers and/or symbols shall contrast with their background, either light characters on a dark background or dark characters on a light background. Characters and background shall have a non-glare finish.
3. Plaque:
   A. Plaque material shall be melamine plastic laminate, approximately 1/8" thick with contrasting core color. The melamine shall be non-static, fire-retardant and self-extinguishing. The plastic laminate will be impervious to most acids, alkalies, alcohol, solvents, abrasives and boiling water.
4. Letterform shall be [Gill Sans upper case or other san serif or simple serif letterforms].
5. Size of letters and numbers shall be as follows:
   a. Room numbers shall be 1".
   b. Lettering for room ID signs shall be 3/4".
   c. Symbol size shall be 4".
   d. Standard Grade 2 braille shall be 1/2" below copy.
6. Sign Size:
   a. Classroom signs, will be design [M-310-A with one window or M-310-B with two windows where required]. Window inserts by owner. Sign size, 6" x 6".
   b. Restroom signs shall be design [ADA-4] size [8" x 8"] with a 4" accessibility symbol, gender symbol and the verbal description placed directly below followed by Grade 2 braille.
   c. See typical sign layouts on drawings.

C. Fasteners and Anchors: Manufacturer's standard as required for secure anchorage of signage, noncorrosive and compatible with each material joined, and complying with the following:

1. Use concealed fasteners and anchors unless indicated to be exposed.

D. Adhesives: As recommended by sign manufacturer and with a VOC content of 70 g/L or less for adhesives used inside the weatherproofing system and applied on-site when calculated according to 40 CFR 59, Subpart D (EPA Method 24).

E. Adhesives: As recommended by sign manufacturer and that comply with the testing and product requirements of the California Department of Health Services' "Standard Practice for the Testing of Volatile Organic Emissions from Various Sources Using Small-Scale Environmental Chambers."

F. Two-Face Tape: Manufacturer's standard high-bond, foam-core tape, 0.045 inch (1.14 mm) thick, with adhesive on both sides.

G. Hook-and-Loop Tape: Manufacturer's standard two-part tape consisting of hooked part on sign back and looped side on mounting surface.

H. Magnetic Tape: Manufacturer's standard magnetic tape with adhesive on one side.

I. Bituminous Paint: Cold-applied asphalt emulsion complying with ASTM D 1187.

2.3 PLAQUES

A. Cast Plaque: Plaque with background texture, border, and characters having uniform faces, sharp corners, and precisely formed lines and profiles; and as follows:

1. Plaque Material: Cast aluminum.
2. Plaque Thickness: 0.25 inch (6.35 mm).
3. Finishes:

   a. Integral Metal Finish:Mill finish raised surface with dark oxidized background.
   b. Integral Aluminum Finish: Anodized color as selected by Architect from full range of industry colors and color densities.
   c. Baked-Enamel or Powder-Coat Finish: Manufacturer's standard, in color as selected by Architect from manufacturer's full range.
   d. Overcoat: Manufacturer's standard baked-on clear coating.

4. Background Texture: As selected by Architect from manufacturer's full range.
5. Integrally Cast Border Style: Square single line, polished
6. Mounting: Concealed studs.

2.4 DIMENSIONAL CHARACTERS

A. Cast Characters: Characters with uniform faces, sharp corners, and precisely formed lines and profiles, and as follows:

1. Manufacturers: Subject to compliance with requirements, provide products by the following:
   a. ASI Sign Systems, Inc.

b. ACE Sign Systems, Inc.
c. OR Equal

2. Character Material: Cast aluminum.
3. Character Height: 12”.
4. Character Thickness: ½”.
5. Character Style: As selected by Architect from manufacturer's full range.
6. Finishes:
   a. Integral Aluminum Finish: Anodized color as selected by Architect from full range of industry colors and color densities
   b. Overcoat: Manufacturer's standard baked-on clear coating.

7. Mounting: Concealed studs.

2.5 FABRICATION

A. General: Provide manufacturer's standard sign assemblies according to requirements indicated.

1. Preassemble signs and assemblies in the shop to greatest extent possible. Disassemble signs and assemblies only as necessary for shipping and handling limitations. Clearly mark units for reassembly and installation; apply markings in locations concealed from view after final assembly.
2. Mill joints to a tight, hairline fit. Form assemblies and joints exposed to weather to resist water penetration and retention.
3. Comply with AWS for recommended practices in welding and brazing. Provide welds and brazes behind finished surfaces without distorting or discoloring exposed side. Clean exposed welded and brazed connections of flux, and dress exposed and contact surfaces.
4. Conceal connections if possible; otherwise, locate connections where they are inconspicuous.
5. Internally brace signs for stability and for securing fasteners.
6. Provide rebates, lugs, and brackets necessary to assemble components and to attach to existing work. Drill and tap for required fasteners. Use concealed fasteners where possible; use exposed fasteners that match sign finish.

B. Surface-Engraved Graphics: Machine engrave characters and other graphic devices into panel surface indicated to produce precisely formed copy, incised to uniform depth.

1. Engraved Metal: Fill engraved graphics with manufacturer's standard baked enamel.
2. Engraved Opaque Acrylic Sheet: Fill engraved graphics with manufacturer's standard enamel.
3. Face-Engraved Clear Acrylic Sheet: Fill engraved copy with manufacturer's standard enamel. Apply manufacturer's standard opaque background color coating to back face of acrylic sheet.
4. Engraved Plastic Laminate: Engrave through exposed face ply of plastic-laminate sheet to expose contrasting core ply.

C. Subsurface-Applied Graphics: Apply graphics to back face of clear face-sheet material to produce precisely formed image. Image shall be free of rough edges.

D. Subsurface-Engraved Graphics: Reverse engrave back face of clear face-sheet material. Fill resulting copy with manufacturer's standard enamel. Apply opaque manufacturer's standard background color coating over enamel-filled copy.

E. Shop- and Subsurface-Applied Vinyl: Align vinyl film in final position and apply to surface. Firmly press film from the middle outward to obtain good bond without blisters or fishmouths.

2.6 GENERAL FINISH REQUIREMENTS

A. Protect mechanical finishes on exposed surfaces from damage by applying a strippable, temporary protective covering before shipping.

B. Appearance of Finished Work: Noticeable variations in same piece are not acceptable. Variations in appearance of adjoining components are acceptable if they are within the range of approved Samples and are assembled or installed to minimize contrast.

C. Directional Finishes: Run grain with long dimension of each piece and perpendicular to long dimension of finished trim or border surface unless otherwise indicated.

D. Organic, Anodic, and Chemically Produced Finishes: Apply to formed metal after fabrication but before applying contrasting polished finishes on raised features unless otherwise indicated.

PART 3 - EXECUTION

3.1 EXAMINATION

A. Examine substrates, areas, and conditions, with Installer present, for compliance with requirements for installation tolerances and other conditions affecting performance of signage work.

B. Verify that sign-support surfaces are within tolerances to accommodate signs without gaps or irregularities between backs of signs and support surfaces unless otherwise indicated.

C. Verify that anchor inserts are correctly sized and located to accommodate signs.

D. Verify that electrical service is correctly sized and located to accommodate signs.

E. Proceed with installation only after unsatisfactory conditions have been corrected.

3.2 INSTALLATION

A. General: Install signs using mounting methods indicated and according to manufacturer's written instructions.

1. Install signs level, plumb, true to line, and at locations and heights indicated, with sign surfaces free of distortion and other defects in appearance.
2. Install signs so they do not protrude or obstruct according to the accessibility standard.
3. Before installation, verify that sign surfaces are clean and free of materials or debris that would impair installation.
4. Corrosion Protection: Coat concealed surfaces of exterior aluminum in contact with grout, concrete, masonry, wood, or dissimilar metals, with a heavy coat of bituminous paint.

B. Room-Identification Signs and Other Accessible Signage: Install in locations on walls as indicated and according to accessibility standard.

C. Mounting Methods:

1. Adhesive: Clean bond-breaking materials from substrate surface and remove loose debris. Apply linear beads or spots of adhesive symmetrically to back of sign and of suitable quantity to support weight of sign after cure without slippage. Keep adhesive away from edges to prevent adhesive extrusion as sign is applied and to prevent visibility of cured adhesive at sign edges. Place sign in position, and push to engage adhesive. Temporarily support sign in position until adhesive fully sets.
2. Two-Face Tape: Clean bond-breaking materials from substrate surface and remove loose debris. Apply tape strips symmetrically to back of sign and of suitable quantity to support weight of sign without slippage. Keep strips away from edges to prevent visibility at sign edges. Place sign in position, and push to engage tape adhesive.
3. Hook-and-Loop Tape: Clean bond-breaking materials from substrate surface and remove loose debris. Apply sign component of two-part tape strips symmetrically to back of sign and of suitable quantity to support weight of sign without slippage; push to engage tape adhesive. Keep tape strips [0.250 inch (6.35 mm)] <Insert dimension> away from edges to prevent visibility at sign edges when sign is initially installed or reinstalled. Apply substrate component of tape to substrate in locations aligning with tape on back of sign; push and rub well to fully engage tape adhesive to substrate.
4. Magnetic Tape: Clean bond-breaking materials from substrate surface and remove loose debris. Apply tape strips symmetrically to back of sign and of suitable quantity to support weight of sign without slippage. Keep strips away from edges to prevent visibility at sign edges. Place sign in position.

D. Signs Mounted on Glass: Provide opaque sheet matching sign material and finish onto opposite side of glass to conceal back of sign.

E. Dimensional Character Signage: Install in locations on walls as indicated.
1. Mounting Methods:
a. Concealed Studs: Using a template, drill holes in substrate aligning with studs on back of sign. Remove loose debris from hole and substrate surface.
1) Masonry Substrates: Fill holes with adhesive. Leave recess space in hole for displaced adhesive. Place sign in position and push until flush to surface, embedding studs in holes. Temporarily support sign in position until adhesive fully sets.
2) Thin or Hollow Surfaces: Place sign in position and flush to surface, install washers and nuts on studs projecting through opposite side of surface, and tighten.

3.3 ADJUSTING AND CLEANING

A. Remove and replace damaged or deformed signs and signs that do not comply with specified requirements. Replace signs with damaged or deteriorated finishes or components that cannot be successfully repaired by finish touchup or similar minor repair procedures.

B. Remove temporary protective coverings and strippable films as signs are installed.

C. On completion of installation, clean exposed surfaces of signs according to manufacturer's written instructions, and touch up minor nicks and abrasions in finish. Maintain signs in a clean condition during construction and protect from damage until acceptance by Owner.

3.4 SCHEDULE

A. Wall Signs

1. 6” x 6”. Provide a total of 3 lines of graphic plus Braille.
2. Quantity 8.

B. Handicap Wall Signs

1. 8” x 8” with male or female and handicap symbol plus 2 lines of graphics and Braille.
2. Quantity 1 Female; 2 male and 1 Unisex.

C. Dimensional Characters:

1. Letters to read “ HATTIESBURG MASS TRANSIT SYSTEM” and “ OPERATION CENTER”

END OF SECTION 101423

2' - 0"

2' - 6"

CITY OF HATTIESBURG

HUB Transit Facility
New Construction

HATTIESBURG, MISSISSIPPI

DATE OF COMPLETION

TOBY BARKER, MAYOR

CITY COUNCIL

JEFFREY GEORGE, WARD 1

DEBORAH DELGADO, WARD 2

CARTER CARROLL., WARD 3

MARY DRYDEN, WARD 4

NICHOLAS BROWN, WARD 5

ARCHITECT

MAJOR DESIGN STUDIO

CONTRACTOR

CONTRACTOR'S INFORMATION

PLAQUE

SECTION 102113 - PHENOLIC-CORE TOILET COMPARTMENTS

PART 1 - GENERAL

1.1 SUMMARY

A. Section Includes:

1. Phenolic-core toilet compartments configured as [toilet enclosures] [and] [urinal screens].

1.2 ACTION SUBMITTALS

A. Product Data: For each type of product.

B. Shop Drawings: For toilet compartments. Include plans, elevations, sections, details, and attachment details.

C. Samples for each type of toilet compartment material indicated.

1.3 INFORMATIONAL SUBMITTALS

A. Product certificates.

1.4 CLOSEOUT SUBMITTALS

A. Maintenance data.

PART 2 - PRODUCTS

2.1 PERFORMANCE REQUIREMENTS

A. Surface-Burning Characteristics: Comply with ASTM E 84; testing by a qualified testing agency. Identify products with appropriate markings of applicable testing agency.

1. Flame-Spread Index: [75] or less.
2. Smoke-Developed Index: 450 or less.

B. Regulatory Requirements: Comply with applicable provisions in [the U.S. Architectural & Transportation Barriers Compliance Board's ADA-ABA Accessibility Guidelines for Buildings and Facilities] [and] [ICC A117.1] for toilet compartments designated as accessible.

2.2 PHENOLIC-CORE TOILET COMPARMENTS

A. Manufacturers: Subject to compliance with requirements, provide products by one of the following:

1. Accurate Partitions Corp.; ASI Group.
2. Bobrick Washroom Equipment, Inc.
3. Bradley Corporation.
4. Marlite.

B. Toilet-Enclosure Style: Overhead braced.

C. Urinal-Screen Style: Wall hung.

D. Door, Panel [, Screen], and Pilaster Construction: Solid phenolic-core panel material with melamine facing on both sides fused to substrate during panel manufacture (not separately laminated), and with eased and polished edges[and no-sightline system]. Provide minimum 3/4-inch- (19-mm-) thick doors and pilasters and minimum 1/2-inch- (13-mm-) thick panels.

E. Brackets (Fittings):
1. Full-Height (Continuous) Type: Manufacturer's standard design; [stainless steel].

F. Phenolic-Panel Finish:

1. Facing Sheet Finish: [One color and pattern] in each room.
2. Color and Pattern: [As selected by Architect from manufacturer's full range], with manufacturer's standard [through-color core matching face sheet].
3. Edge Color: [Through-color matching facing sheet color].

2.3 HARDWARE AND ACCESSORIES

A. Hardware and Accessories: Manufacturer's standard operating hardware and accessories.

1. Material: [Stainless steel].
2. Provide units that comply with regulatory requirements for accessibility at compartments designated as accessible.

B. Hardware and Accessories: Manufacturer's heavy-duty stainless steel operating hardware and accessories.

1. Provide units that comply with regulatory requirements for accessibility at compartments designated as accessible.

C. Overhead Bracing: Manufacturer's standard continuous, extruded-aluminum head rail with antigrip profile and in manufacturer's standard finish.

D. Anchorages and Fasteners: Manufacturer's standard exposed fasteners of stainless steel, finished to match the items they are securing, with theft-resistant-type heads. Provide sex-type bolts for through-bolt applications. For concealed anchors, use stainless-steel, hot-dip galvanized-steel, or other rust-resistant, protective-coated steel compatible with related materials.

2.4 FABRICATION

A. Fabrication, General: Fabricate toilet compartment components to sizes indicated. Coordinate requirements and provide cutouts for through-partition toilet accessories where required for attachment of toilet accessories.

B. Overhead-Braced Units: Provide manufacturer's standard corrosion-resistant supports, leveling mechanism, and anchors at pilasters to suit floor conditions. Provide shoes at pilasters to conceal supports and leveling mechanism.

C. Door Size and Swings: Unless otherwise indicated, provide 24-inch- (610-mm-) wide in-swinging doors for standard toilet compartments and 36-inch- (914-mm-) wide out-swinging doors with a minimum 32-inch- (813-mm-) wide clear opening for compartments designated as accessible.

PART 3 - EXECUTION

3.1 INSTALLATION

A. General: Comply with manufacturer's written installation instructions. Install units rigid, straight, level, and plumb. Secure units in position with manufacturer's recommended anchoring devices.

1. Maximum Clearances:

a. Pilasters and Panels: 1/2 inch (13 mm).
b. Panels and Walls: 1 inch (25 mm).

2. Full-Height (Continuous) Brackets: Secure panels to walls and to pilasters with full-height brackets.

a. Locate bracket fasteners so holes for wall anchors occur in masonry or tile joints.
b. Align brackets at pilasters with brackets at walls.

3.2 ADJUSTING

A. Hardware Adjustment: Adjust and lubricate hardware according to hardware manufacturer's written instructions for proper operation. Set hinges on in-swinging doors to hold doors open approximately 30 degrees from closed position when unlatched. Set hinges on out-swinging doors to return doors to fully closed position.

END OF SECTION 102113

SECTION 102800 - TOILET, BATH, AND LAUNDRY ACCESSORIES

PART 1 - GENERAL

1.1 RELATED DOCUMENTS

A. Drawings and general provisions of the Contract, including General and Supplementary Conditions and Division 01 Specification Sections, apply to this Section.

1.2 SUMMARY

A. Section Includes:

1. Public-use washroom accessories.
2. Under lavatory guards.

B. Related Sections:
1. Section 093013 "Ceramic Tiling" for ceramic toilet and bath accessories.

1.3 ACTION SUBMITTALS

A. Product Data: For each type of product indicated. Include the following:

1. Construction details and dimensions.
2. Anchoring and mounting requirements, including requirements for cutouts in other work and substrate preparation.
3. Material and finish descriptions.
4. Features that will be included for Project.
5. Manufacturer's warranty.

B. Samples: Full size, for each accessory item to verify design, operation, and finish requirements.

1. Approved full-size Samples will be returned and may be used in the Work.

C. Product Schedule: Indicating types, quantities, sizes, and installation locations by room of each accessory required.

1. Identify locations using room designations indicated.
2. Identify products using designations indicated.

1.4 INFORMATIONAL SUBMITTALS

A. Warranty: Sample of special warranty.

1.5 CLOSEOUT SUBMITTALS

A. Maintenance Data: For toilet and bath accessories to include in maintenance manuals.

1.6 QUALITY ASSURANCE

A. Source Limitations: For products listed together in the same Part 2 articles, obtain products from single source from single manufacturer.

B. Electrical Components, Devices, and Accessories: Listed and labeled as defined in NFPA 70, by a qualified testing agency, and marked for intended location and application.

1.7 COORDINATION

A. Coordinate accessory locations with other work to prevent interference with clearances required for access by people with disabilities, and for proper installation, adjustment, operation, cleaning, and servicing of accessories.

B. Deliver inserts and anchoring devices set into concrete or masonry as required to prevent delaying the Work.

C. Contractor to provide blocking in the metal stud framing for all toilet accessories.

1.8 WARRANTY

A. Special Mirror Warranty: Manufacturer's standard form in which manufacturer agrees to replace mirrors that develop visible silver spoilage defects and that fail in materials or workmanship within specified warranty period.

1. Warranty Period: 15 years from date of Substantial Completion.

PART 2 - PRODUCTS

2.1 MATERIALS

A. Stainless Steel: ASTM A 666, Type 304, 0.031-inch (0.8-mm) minimum nominal thickness unless otherwise indicated.

B. Brass: ASTM B 19, flat products; ASTM B 16/B 16M, rods, shapes, forgings, and flat products with finished edges; or ASTM B 30, castings.

C. Steel Sheet: ASTM A 1008/A 1008M, Designation CS (cold rolled, commercial steel), 0.036-inch (0.9-mm) minimum nominal thickness.

D. Galvanized-Steel Sheet: ASTM A 653/A 653M, with G60 (Z180) hot-dip zinc coating.

E. Galvanized-Steel Mounting Devices: ASTM A 153/A 153M, hot-dip galvanized after fabrication.

F. Fasteners: Screws, bolts, and other devices of same material as accessory unit and tamper-and-theft resistant where exposed, and of galvanized steel where concealed.

G. Chrome Plating: ASTM B 456, Service Condition Number SC 2 (moderate service).

H. Mirrors: ASTM C 1503, Mirror Glazing Quality, clear-glass mirrors, nominal 6.0 mm thick.

I. ABS Plastic: Acrylonitrile-butadiene-styrene resin formulation.

2.2 PUBLIC-USE WASHROOM ACCESSORIES

A. Manufacturers: Subject to compliance with requirements, provide products by one of the following:

1. American Specialties, Inc.
2. Bobrick Washroom Equipment, Inc.
3. Bradley Corporation.
4. GAMCO Specialty Accessories; a division of Bobrick.

B. Toilet Tissue (Roll) Dispenser: Provided and installed by Owner.
1. Description: [Roll-in-reserve dispenser with hinged front secured with tumbler lockset].
2. Mounting: [Surface mounted].
3. Operation:[Eccentric-shaped, molded-plastic spindle revolves one-half revolution per dispensing operation for controlled delivery; core cannot be removed until roll is empty] .
4. Capacity: Designed for [5-inch- (127-mm-)] diameter tissue rolls.
5. Material and Finish: [Stainless steel, No. 4 finish (satin)].

C. Combination Towel (Roll) Dispenser/Waste Receptacle: Provided and installed by Owner.

1. Description: Combination unit for dispensing preset length of roll paper towels, with removable waste receptacle.
2. Mounting: [Recessed].
3. Minimum Towel-Dispenser Capacity: [8-inch- (203-mm-) wide, 800-foot- (244-m-) long roll].
4. Minimum Waste Receptacle Capacity: [12 gal. (45.4 L)].
5. Material and Finish: [Stainless steel, No. 4 finish (satin).
6. Liner: [Reusable, vinyl waste-receptacle liner].
7. Lockset: Tumbler type for towel dispenser compartment[and waste receptacle].

D. Liquid-Soap Dispenser: Provided and installed by Owner.

1. Description: Designed for dispensing [antibacterial]soap iN [lather] form.
2. Mounting: [Vertically oriented, surface mounted].
3. Capacity: 40 oz. (1.2L).
4. Materials: Satin-finish stainless steel.
5. Lockset: Tumbler type.
6. Refill Indicator: Window type.

E. Mirror Unit:

1. Frame: [Stainless-steel angle, 0.05 inch (1.3 mm) thick].

   a. Corners: [Welded and ground smooth].
2. Hangers: Produce rigid, tamper- and theft-resistant installation, using method indicated below.

   a. One-piece, galvanized-steel, wall-hanger device with spring-action locking mechanism to hold mirror unit in position with no exposed screws or bolts.
   b. Wall bracket of galvanized steel, equipped with concealed locking devices requiring a special tool to remove.

3. Size: [As indicated on Drawings].

F. Grab Bar :

1. Mounting: Flanges with concealed fasteners.
2. Material: Stainless steel, 0.05 inch (1.3 mm) thick.

   a. Finish: Smooth, No. 4 finish (satin).

3. Outside Diameter: 1-1/4 inches (32 mm).
4. Configuration and Length: As indicated on Drawings.

G. Shower Curtain Rod:

1. Description: [1-inch (25.4-mm) OD; fabricated from nominal 0.0375-inch- (0.95-mm-) thick stainless steel].
2. Mounting Flanges: [Stainless-steel flanges designed for concealed fasteners].
3. Finish: [Stainless steel, No. 4 finish (satin)].

H. Shower Curtain:

1. Size: Minimum [6 inches (152 mm)] wider than opening by 72 inches (1828 mm) high.
2. Material: [Vinyl, minimum 0.008 inch (0.2 mm) thick, opaque, matte].
3. Color: [White].
4. Grommets: Corrosion resistant at minimum 6 inches (152 mm) o.c. through top hem.
5. Shower Curtain Hooks: Chrome-plated or stainless-steel, spring wire curtain hooks with snap fasteners, sized to accommodate specified curtain rod. Provide one hook per curtain grommet.

I. Folding Shower Seat:
1. Configuration: [L-shaped seat, designed for wheelchair access]].
2. Seat: [Phenolic or polymeric composite of slat-type or one-piece construction in color as selected by Architect]; 0.05-inch (13-mm) minimum nominal thickness; with single-piece, pan-type construction and edge seams welded and ground smooth].
3. Mounting Mechanism: [Stainless steel, No. 4 finish (satin)].
4. Dimensions: See Drawings.

J. Robe Hook:
1. Description: [Single]-prong unit.
2. Material and Finish: No. 4 finish (satin).

2.3 UNDERLAVATORY GUARDS

A. Underlavatory Guard:

1. Basis-of-Design Product: TrueBro; LavGuard 2.
2. Description: Insulating pipe covering for supply and drain piping assemblies that prevent direct contact with and burns from piping; allow service access without removing coverings.
3. Material and Finish: Antimicrobial, molded plastic, white.

2.4 FABRICATION

A. General: Fabricate units with tight seams and joints, and exposed edges rolled. Hang doors and access panels with full-length, continuous hinges. Equip units for concealed anchorage and with corrosion-resistant backing plates.

B. Keys: Provide universal keys for internal access to accessories for servicing and resupplying. Provide minimum of [six] keys to Owner's representative.

PART 3 - EXECUTION

3.1 INSTALLATION

A. Install accessories according to manufacturers' written instructions, using fasteners appropriate to substrate indicated and recommended by unit manufacturer. Install units level, plumb, and firmly anchored in locations and at heights indicated.

B. Grab Bars: Install to withstand a downward load of at least 250 lbf (1112 N), when tested according to ASTM F 446.

3.2 ADJUSTING AND CLEANING

A. Adjust accessories for unencumbered, smooth operation. Replace damaged or defective items.

B. Remove temporary labels and protective coatings.

C. Clean and polish exposed surfaces according to manufacturer's written recommendations.

END OF SECTION 102800

SECTION 104413 - FIRE PROTECTION CABINETS

PART 1 - GENERAL

1.1 SUMMARY

A. Section includes fire-protection cabinets for portable fire extinguishers.

1.2 ACTION SUBMITTALS

A. Product Data: For each type of product.

B. Shop Drawings: For fire-protection cabinets.

1.3 CLOSEOUT SUBMITTALS

A. Maintenance data.

1.4 COORDINATION

A. Coordinate size of fire-protection cabinets to ensure that type and capacity of fire extinguishers indicated are accommodated.

B. Coordinate sizes and locations of fire-protection cabinets with wall depths.

PART 2 - PRODUCTS

2.1 PERFORMANCE REQUIREMENTS

A. Fire-Rated Fire-Protection Cabinets: Listed and labeled to comply with requirements in ASTM E 814 for fire-resistance rating of walls where they are installed.

B. NFPA Compliance: Fabricate and label fire extinguishers to comply with NFPA 10, "Portable Fire Extinguishers."

C. Fire Extinguishers: Listed and labeled for type, rating, and classification by an independent testing agency acceptable to authorities having jurisdiction.

2.2 PORTABLE, HAND-CARRIED FIRE EXTINGUISHERS

A. Fire Extinguishers: Type, size, and capacity for each fire-protection cabinet

1. Manufacturers: Subject to compliance with requirements, provide products by one of the following:

a. Guardian Fire Equipment, Inc.
b. JL Industries, Inc.; a division of the Activar Construction Products Group.
c. Kidde Residential and Commercial Division.
d. Larsens Manufacturing Company.

2. Instruction Labels: Include pictorial marking system complying with NFPA 10, Appendix B

B. Multipurpose Dry-Chemical Type : UL-rated 5lb nominal capacity, with monoammonium phosphate-based dry chemical in manufacturer's standard enameled container.

2.3 FIRE-PROTECTION CABINET

A. Cabinet Type: Suitable for fire extinguisher.

1. Manufacturers: Subject to compliance with requirements, provide products by one of the following:

a. Guardian Fire Equipment, Inc.
b. JL Industries, Inc.; a division of the Activar Construction Products Group.
c. Kidde Residential and Commercial Division.
d. Larsens Manufacturing Company.

B. Cabinet Construction: 1-hour fire rated.

1. Fire-Rated Cabinets: Construct fire-rated cabinets with double walls fabricated from 0.043-inch- (1.09-mm-) thick cold-rolled steel sheet lined with minimum 5/8-inch- (16-mm-) thick fire-barrier material. Provide factory-drilled mounting holes.

C. Cabinet Material Cold-rolled steel sheet.

A. Recessed Cabinet:

1. Exposed Flat Trim: One-piece combination trim and perimeter door frame overlapping surrounding wall surface with exposed trim face and wall return at outer edge (backbend).

B. Cabinet Trim Material Steel sheet.

C. Door Material Steel sheet.

D. Door Style: Horizontal duo panel with frame.

E. Door Glazing: Tempered float glass (clear).

1. Acrylic Sheet Color: Clear transparent acrylic sheet.

F. Door Hardware: Manufacturer's standard door-operating hardware of proper type for cabinet type, trim style, and door material and style indicated.

G. Accessories:
1. Door Lock: Cam lock that allows door to be opened during emergency by pulling sharply on door handle.

2. Identification: Lettering complying with authorities having jurisdiction for letter style, size, spacing, and location. Locate as indicated.

    a. Identify fire extinguisher in fire-protection cabinet with the words "FIRE EXTINGUISHER".

        1) Location: Applied to cabinet glazing.
        2) Application Process: Silk-screened
        3) Lettering Color: Red.
        4) Orientation: Vertical.

H. Materials:

1. Cold-Rolled Steel: ASTM A 1008/A 1008M, Commercial Steel (CS), Type B.

    a. Finish: Baked enamel or powder coat.
    b. Color: White.

2. Tempered Float Glass: ASTM C 1048, Kind FT, Condition A, Type I, Quality q3, 3 mm thick, Class 1 (clear).

2.4 FABRICATION

A. Fire-Protection Cabinets: Provide manufacturer's standard box (tub) with trim, frame, door, and hardware to suit cabinet type, trim style, and door style indicated.

PART 3 - EXECUTION

3.1 INSTALLATION

A. Install fire extinguishers in locations indicated and in compliance with requirements of authorities having jurisdiction.

B. Install fire-protection cabinets in locations and at mounting heights indicated.

C. Fire-Protection Cabinets: Fasten cabinets to structure, square and plumb.

D. Adjust fire-protection cabinet doors to operate easily without binding. Verify that integral locking devices operate properly.

END OF SECTION 104413

SECTION 105113 - METAL LOCKERS

PART 1 - GENERAL

1.1 SUMMARY

A. Section Includes:

1. Knocked-down lockers.

1.2 ACTION SUBMITTALS

A. Product data.

.

B. Shop Drawings: Include plans, elevations, sections, details, attachments to other work, and locker identification system and numbering sequence.

C. Samples: For each color specified.

1.3 INFORMATIONAL SUBMITTALS

A. Sample warranties.

1.4 CLOSEOUT SUBMITTALS

A. Maintenance data.

1.5 WARRANTY

A. Special Warranty: Manufacturer agrees to repair or replace components of metal lockers that fail in materials or workmanship, excluding finish, within specified warranty period.

1. Warranty Period for Knocked-Down Metal Lockers: [Two] years from date of Substantial Completion.

PART 2 - PRODUCTS

2.1 PERFORMANCE REQUIREMENTS

A. Accessibility Requirements: For lockers indicated to be accessible, comply with applicable provisions in [the U.S. Architectural & Transportation Barriers Compliance Board's ADA-ABA Accessibility Guidelines] [and] [ICC A117.1].

2.2 KNOCKED-DOWN CORRIDOR LOCKERS

A. Manufacturers: Subject to compliance with requirements, provide products by one of the following:

1. ASI Storage Solutions
2. Or equal

B. Doors: One piece; fabricated from [0.060-inch (1.52-mm)] nominal-thickness steel sheet; formed into channel shape with double bend at vertical edges and with right-angle single bend at horizontal edges.

C.
1. Doors for box lockers less than 15 inches (381 mm) wide may be fabricated from 0.048-inch (1.21-mm) nominal-thickness steel sheet.
2. Reinforcement: Manufacturer's standard reinforcing angles, channels, or stiffeners for doors more than 15 inches (381 mm) wide; welded to inner face of doors.
3. Stiffeners: Manufacturer's standard full-height stiffener fabricated from 0.048-inch (1.21-mm) nominal-thickness steel sheet; welded to inner face of doors.
4. Door Style: [Vented panel as follows:]

a. Concealed Vents: Slotted perforations in top and bottom horizontal door return flanges.

D. Body: Assembled by riveting or bolting body components together. Fabricate from unperforated steel sheet with thicknesses as follows:

1. Tops, Bottoms, and Intermediate Dividers: 0.024-inch (0.61-mm) nominal thickness, with single bend at sides.
2. Backs and Sides: 0.024-inch (0.61-mm) nominal thickness, with full-height, double-flanged connections.
3. Shelves: 0.024-inch (0.61-mm)nominal thickness, with double bend at front and single bend at sides and back.

E. Frames: Channel formed; fabricated from 0.060-inch (1.52-mm) nominal-thickness steel sheet; lapped and factory welded at corners; with top and bottom main frames factory welded into vertical main frames. Form continuous, integral, full-height door strikes on vertical main frames.

F. Hinges:
1. Continuous Hinges: Manufacturer's standard, steel, full height.

G. Recessed Door Handle and Latch: Stainless-steel cup with integral door pull, recessed so locking device does not protrude beyond door face; pry and vandal resistant.

1. Multipoint Latching: Finger-lift latch control designed for use with built-in combination locks, built-in key locks, or padlocks; positive automatic latching and prelocking.

    a. Latch Hooks: Equip doors 48 inches (1219 mm) and higher with three latch hooks and doors less than 48 inches (1219 mm) high with two latch hooks; fabricated from 0.105-inch (2.66-mm) nominal-thickness steel sheet; welded or riveted to full-height door strikes; with resilient silencer on each latch hook.
    b. Latching Mechanism: Manufacturer's standard, rattle-free latching mechanism.

H. Door Handle and Latch for [Box] Lockers: Stainless-steel strike plate with integral pull; with steel padlock loop that projects through metal locker door.

I. Locks: [Combination padlocks].

J. Identification Plates: Manufacturer's standard, etched, embossed, or stamped [aluminum] plates, with numbers and letters at least 3/8 inch (9 mm) high.

K. Hooks: Manufacturer's standard ball-pointed type hooks, aluminum or steel; zinc plated.

L. Coat Rods: Manufacturer's standard.

M. Legs: [6 inches (152 mm)] high; formed by extending vertical frame members, or fabricated from 0.075-inch (1.90-mm) nominal-thickness steel sheet; welded to bottom of locker[with closed front and end bases].

N. Recess Trim: Fabricated from 0.048-inch (1.21-mm) nominal-thickness steel sheet.

O. Filler Panels: Fabricated from [manufacturer's standard thickness, but not less than 0.036-inch (0.91-mm)] nominal-thickness steel sheet.

P. Boxed End Panels: Fabricated from 0.060-inch (1.52-mm) nominal-thickness steel sheet.

Q. Finished End Panels: Fabricated from 0.024-inch (0.61-mm) nominal-thickness steel sheet.

R. Center Dividers: Fabricated from 0.024-inch (0.61-mm) nominal-thickness steel sheet.

S. Materials:

1. Cold-Rolled Steel Sheet: ASTM A 1008/A 1008M, Commercial Steel (CS), Type B, suitable for exposed applications.

T. Finish: powder coat.

1. Color: [As selected by Architect from manufacturer's full range]

2.3 LOCKS

A. Combination Padlocks:] [Provided by Owner].

2.4 FABRICATION

A. Fabricate metal lockers square, rigid, without warp, and with metal faces flat and free of dents or distortion. Make exposed metal edges safe to touch and free of sharp edges and burrs.

B. Fabricate each metal locker with an individual door and frame; individual top, bottom, and back; and common intermediate uprights separating compartments. Factory weld frame members of each metal locker together to form a rigid, one-piece assembly.

C. Equipment: Provide each locker with an identification plate and the following equipment:
   1. Double-Tier Units: One double-prong ceiling hook and two single-prong wall hooks.

D. Knocked-Down Construction: Fabricate metal lockers using nuts, bolts, screws, or rivets for [preassembly at plant prior to shipping].

E. Accessible Lockers: Fabricate as follows:

   1. Locate bottom shelf no lower than 15 inches (381 mm) above the floor.
   2. Where hooks, coat rods, or additional shelves are provided, locate no higher than 48 inches (1219 mm) above the floor.

F. Continuous Sloping Tops: Fabricated in lengths as long as practical, without visible fasteners at splice locations; finished to match lockers.

G. Individual Sloping Tops: Fabricated in width to fit one locker frame in lieu of flat locker tops; with integral back; finished to match lockers. Provide wedge-shaped divider panels between lockers.

H. Recess Trim: Fabricated with minimum 2-1/2-inch (64-mm) face width and in lengths as long as practical; finished to match lockers.

I. Filler Panels: Fabricated in an unequal leg angle shape; finished to match lockers. Provide slip-joint filler angle formed to receive filler panel.

J. Boxed End Panels: Fabricated with 1-inch- (25-mm-) wide edge dimension, and designed for concealing fasteners and holes at exposed ends of nonrecessed metal lockers; finished to match lockers.

K. Finished End Panels: Designed for concealing unused penetrations and fasteners, except for perimeter fasteners, at exposed ends of nonrecessed metal lockers; finished to match lockers.

L. Center Dividers: Full-depth, vertical partitions between bottom and shelf; finished to match lockers.

PART 3 - EXECUTION

3.1 INSTALLATION

A. General: Install lockers level, plumb, and true; shim as required, using concealed shims.

   1. Anchor locker runs at ends and at intervals recommended by manufacturer, but not more than 36 inches (910 mm) o.c. Using concealed fasteners, install anchors through backup reinforcing plates, channels, or blocking as required to prevent metal distortion.

2. Anchor single rows of metal lockers to walls near top [of lockers and to floor].
3. Anchor back-to-back metal lockers to floor.

B. Knocked-Down Lockers: Assemble with standard fasteners, with no exposed fasteners on door faces or face frames.

C. Trim: Fit exposed connections of trim, fillers, and closures accurately together to form tight, hairline joints, with concealed fasteners and splice plates.

1. Attach recess trim to recessed metal lockers with concealed clips.
2. Attach filler panels with concealed fasteners.

END OF SECTION 105113

DIVISION 13

SPECIAL CONSTRUCTION

SECTION 133419 - METAL BUILDING SYSTEMS

1.1 SUMMARY

A. Section Includes:

1. Structural-steel framing.
2. Metal roof panels.
3. Metal wall panels.
4. Thermal insulation.
5. Personnel doors and frames.
6. Accessories.

1.2 PREINSTALLATION MEETINGS

A. Preinstallation Conference: Conduct conference at Project site.

1.3 ACTION SUBMITTALS

A. Product Data: For each type of metal building system component.

B. Shop Drawings: Indicate components by others. Include full building plan, elevations, sections, details and attachments to other work.

C. Samples: For units with factory-applied finishes.

D. Delegated-Design Submittal: For metal building systems.

1. Include analysis data indicating compliance with performance requirements and design data signed and sealed by the qualified professional engineer responsible for their preparation.

1.4 INFORMATIONAL SUBMITTALS

A. Welding certificates.

B. Letter of Design Certification: Signed and sealed by a qualified professional engineer. Include the following:

1. Name and location of Project.
2. Order number.
3. Name of manufacturer.
4. Name of Contractor.
5. Building dimensions including width, length, height, and roof slope.
6. Indicate compliance with AISC standards for hot-rolled steel and AISI standards for cold-rolled steel, including edition dates of each standard.
7. Governing building code and year of edition.

8. Design Loads: Include dead load, roof live load, collateral loads, roof snow load, deflection, wind loads/speeds and exposure, seismic design category or effective peak velocity-related acceleration/peak acceleration, and auxiliary loads (cranes).
9. Load Combinations: Indicate that loads were applied acting simultaneously with concentrated loads, according to governing building code.
10. Building-Use Category: Indicate category of building use and its effect on load importance factors.

C. Material test reports.

D. Source quality-control reports.

E. Field quality-control reports.

F. Sample warranties.

1.5 CLOSEOUT SUBMITTALS

A. Maintenance data.

1.6 QUALITY ASSURANCE

A. Manufacturer Qualifications: A qualified manufacturer.

1. Accreditation: Manufacturer's facility accredited according to the International Accreditation Service's AC472, "Accreditation Criteria for Inspection Programs for Manufacturers of Metal Building Systems."
2. Engineering Responsibility: Preparation of comprehensive engineering analysis and Shop Drawings by a professional engineer who is legally qualified to practice in jurisdiction where Project is located.

B. Erector Qualifications: An experienced erector who specializes in erecting and installing work similar in material, design, and extent to that indicated for this Project and who is acceptable to manufacturer.

C. Welding Qualifications: Qualify procedures and personnel according to the following:

1. AWS D1.1/D1.1M, "Structural Welding Code - Steel."
2. AWS D1.3, "Structural Welding Code - Sheet Steel."

1.7 WARRANTY

A. Special Warranty on Metal Panel Finishes: Manufacturer agrees to repair finish or replace metal panels that show evidence of deterioration of factory-applied finishes within specified warranty period.

1. Finish Warranty Period: 25 years from date of Substantial Completion.

PART 2 - PRODUCTS

2.1 MANUFACTURERS

A. Manufacturers: Subject to compliance with requirements, provide products by one of the following:

1. ACI Building Systems, Inc.
2. American Buildings Company; a Nucor Company.
3. Ceco Building Systems; an NCI company.
4. Nucor Building Systems.
5. Vulcan Steel Structures, Inc.
6. Or equal

2.2 PERFORMANCE REQUIREMENTS

A. Delegated Design: Engage a qualified professional engineer, as defined in Section 014000 "Quality Requirements," to design metal building system.

B. Structural Performance: Metal building systems shall withstand the effects of gravity loads and the following loads and stresses within limits and under conditions indicated according to procedures in MBMA's "Metal Building Systems Manual."

1. Design Loads: As indicated on Structural Drawings
2. Deflection and Drift Limits: Design metal building system assemblies to withstand serviceability design loads without exceeding deflections and drift limits recommended in AISC Steel Design Guide No. 3 "Serviceability Design Considerations for Steel Buildings."
3. Deflection and Drift Limits: No greater than the following:

a. Purlins and Rafters: Vertical deflection of [1/240] of the span.
b. Girts: Horizontal deflection of [1/240] of the span.
c. Metal Roof Panels: Vertical deflection of [1/240] of the span.
d. Metal Wall Panels: Horizontal deflection of [1/240] of the span.
e. Design secondary-framing system to accommodate deflection of primary framing and construction tolerances, and to maintain clearances at openings.
f. Lateral Drift: Maximum of 1/400 of the building height; As indicated on Structural Drawings.

C. Seismic Performance: Metal building system shall withstand the effects of earthquake motions determined according to ASCE/SEI 7.

D. Thermal Movements: Allow for thermal movements from ambient and surface temperature changes by preventing buckling, opening of joints, overstressing of components, failure of joint sealants, failure of connections, and other detrimental effects. Base calculations on surface temperatures of materials due to both solar heat gain and nighttime-sky heat loss.

1. Temperature Change: 120 deg F (67 deg C), ambient; 180 deg F (100 deg C), material surfaces.

E. Fire-Resistance Ratings: Where assemblies are indicated to have a fire-resistance rating, provide metal panel assemblies identical to those of assemblies tested for fire resistance per ASTM E 119 or ASTM E 108 by a qualified testing agency. Identify products with appropriate markings of applicable testing agency.

1. Indicate design designations from UL's "Fire Resistance Directory," FM Global's "Approval Guide," or from the listings of another qualified testing agency.

F. Structural Performance for Metal Roof and Wall Panels: Provide metal panel systems capable of withstanding the effects of the following loads, based on testing according to ASTM E 1592:

1. Wind Loads: As indicated on Drawings.

G. Air Infiltration for Metal Roof Panels: Air leakage of not more than 0.06 cfm/sq. ft. (0.3 L/s per sq. m) when tested according to ASTM E 1680[or ASTM E 283] at the following test-pressure difference:

1. Test-Pressure Difference: [1.57 lbf/sq. ft. (75 Pa)].

H. Air Infiltration for Metal Wall Panels: Air leakage of not more than 0.06 cfm/sq. ft. (0.3 L/s per sq. m) when tested according to ASTM E 283 at the following test-pressure difference:

1. Test-Pressure Difference: [1.57 lbf/sq. ft. (75 Pa)]].

I. Water Penetration for Metal Roof Panels: No water penetration when tested according to ASTM E 1646[or ASTM E 331] at the following test-pressure difference:

1. Test-Pressure Difference: [2.86 lbf/sq. ft. (137 Pa)].

J. Water Penetration for Metal Wall Panels: No water penetration when tested according to ASTM E 331 at the following test-pressure difference:

1. Test-Pressure Difference: [2.86 lbf/sq. ft. (137 Pa)].

K. Wind-Uplift Resistance: Provide metal roof panel assemblies that comply with UL 580 for wind-uplift-resistance class indicated.

1. Uplift Rating: [UL 90].

L. Thermal Performance for Opaque Elements: Provide the following maximum U-factors and minimum R-values when tested according to ASTM C 1363 or ASTM C 518:

1. Roof:

a. U-Factor: .045.
b. R-Value: 26.

2. Walls:

a. U-Factor: .077.
b. R-Value: 13.

2.3 STRUCTURAL-STEEL FRAMING

A. Structural Steel: Comply with AISC 360, "Specification for Structural Steel Buildings."

B. Bolted Connections: Comply with RCSC's "Specification for Structural Joints Using High-Strength Bolts."

C. Cold-Formed Steel: Comply with AISI's "North American Specification for the Design of Cold-Formed Steel Structural Members" for design requirements and allowable stresses.

D. Primary Framing: Manufacturer's standard primary-framing system, designed to withstand required loads and specified requirements. Primary framing includes transverse and lean-to frames; rafters and rake beams; sidewall, intermediate, end-wall, and corner columns; and wind bracing.

1. General: Provide frames with attachment plates, bearing plates, and splice members. Factory drill for field-bolted assembly. Provide frame span and spacing indicated.

a. Slight variations in span and spacing may be acceptable if necessary to comply with manufacturer's standard, as approved by Architect.

2. Frame Configuration: Two-directional, sloped.
3. Exterior Column: Tapered.
4. Rafter: Tapered.

E. End-Wall Framing: Manufacturer's standard primary end-wall framing fabricated for field-bolted assembly to comply with the following:

F. Secondary Framing: Manufacturer's standard secondary framing, including purlins, girts, eave struts, flange bracing, base members, gable angles, clips, headers, jambs, and other miscellaneous structural members. Unless otherwise indicated, fabricate framing from either cold-formed, structural-steel sheet or roll-formed, metallic-coated steel sheet, prepainted with coil coating, to comply with the following:

G. Anchor Rods: Headed anchor rods as indicated in Anchor Rod Plan for attachment of metal building to foundation.

2.4 METAL ROOF PANELS

A. Exposed Fastener, Tapered-Rib, Metal Roof Panels MAP: Formed with raised, trapezoidal major ribs and intermediate stiffening ribs symmetrically spaced between major ribs; designed to be installed by lapping side edges of adjacent panels and mechanically attaching panels to supports using exposed fasteners in side laps.

1. Material: Zinc-coated (galvanized) or aluminum-zinc alloy-coated steel sheet, 0.024-inch ((0.61-mm))] nominal uncoated steel thickness. Prepainted by the coil-coating process to comply with ASTM A 755/A 755M.

a. Exterior Finish: Two-coat fluoropolymer.
b. Color: As selected by Architect from manufacturer's full range.

2. Major-Rib Spacing: 12 inches (305 mm) o.c.
3. Panel Coverage: 36 inches (914 mm).

4. Panel Height: 1.5 inches (38 mm).

2.5 METAL WALL PANELS

A. Exposed-Fastener, Tapered-Rib, Metal Wall Panels MAP: Formed with raised, trapezoidal major ribs and intermediate stiffening ribs symmetrically spaced between major ribs; designed to be installed by lapping side edges of adjacent panels and mechanically attaching panels to supports using exposed fasteners in side laps.

1. Material: Zinc-coated (galvanized) or aluminum-zinc alloy-coated steel sheet, 0.024-inch ((0.61-mm)) nominal uncoated steel thickness. Prepainted by the coil-coating process to comply with ASTM A 755/A 755M.

   a. Exterior Finish: Two-coat fluoropolymer.
   b. Color: As selected by Architect from manufacturer's full range.

2. Major-Rib Spacing: 12 inches (305 mm) o.c.
3. Panel Coverage: 36 inches (914 mm).
4. Panel Height: 1.5 inches (38 mm).

B. General: Provide factory-formed metal soffit panels designed to be installed by lapping and interconnecting side edges of adjacent panels and mechanically attaching through panel to supports using concealed fasteners and factory-applied sealant in side laps. Include accessories required for weathertight installation.

2.6 THERMAL INSULATION

A. Faced Metal Building Insulation: ASTM C 991, Type II, glass-fiber-blanket insulation; 0.5-lb/cu. ft. (8-kg/cu. m) density; 2-inch- (51-mm-) wide, continuous, vapor-tight edge tabs; with a flame-spread index of 25 or less.

B. Retainer Strips: For securing insulation between supports, 0.025-inch (0.64-mm) nominal-thickness, formed, metallic-coated steel or PVC retainer clips colored to match insulation facing.

C. Vapor-Retarder Facing: ASTM C 1136, with permeance not greater than 0.02 perm (1.15 ng/Pa x s x sq. m) when tested according to ASTM E 96/E 96M, Desiccant Method.

2.7 PERSONNEL DOORS AND FRAMES

A. Swinging Personnel Doors and Frames: Metal building system manufacturer's standard doors and frames; prepared and reinforced at strike and at hinges to receive factory- and field-applied hardware according to BHMA A156 Series.

1. Hardware:

   a. Provide hardware for each door leaf, as follows:

1) Hinges: BHMA A156.1. Three antifriction-bearing, standard-weight, full-mortise, stainless-steel or bronze, template-type hinges; 4-1/2 by 4-1/2 inches (114 by 114 mm), with nonremovable pin.
2) Lockset: BHMA A156.2. Mortise, with lever handle type.
3) Exit Device: BHMA A156.3. Touch- or push-bar type.
4) Threshold: BHMA A156.21. Extruded aluminum.
5) Silencers: Pneumatic rubber; three silencers on strike jambs of single door frames and two silencers on heads of double door frames.
6) Closer: BHMA A156.4. Surface-applied, standard-duty hydraulic type.
7) Weather Stripping: Vinyl applied to head and jambs, with vinyl sweep at sill.

B. Finishes for Personnel Doors and Frames:

1. Prime Finish: Factory-apply manufacturer's standard primer immediately after cleaning and pretreating.

2.8 ACCESSORIES

A. General: Provide accessories as standard with metal building system manufacturer and as specified. Fabricate and finish accessories at the factory to greatest extent possible, by manufacturer's standard procedures and processes. Comply with indicated profiles and with dimensional and structural requirements.

1. Form exposed sheet metal accessories that are without excessive oil-canning, buckling, and tool marks and that are true to line and levels indicated, with exposed edges folded back to form hems.

B. Roof Panel Accessories: Provide components required for a complete metal roof panel assembly including copings, fasciae, corner units, ridge closures, clips, sealants, gaskets, fillers, closure strips, and similar items. Match material and finish of metal roof panels unless otherwise indicated.

C. Wall Panel Accessories: Provide components required for a complete metal wall panel assembly including copings, fasciae, mullions, sills, corner units, clips, sealants, gaskets, fillers, closure strips, and similar items. Match material and finish of metal wall panels unless otherwise indicated.

D. Flashing and Trim: Zinc-coated (galvanized) or aluminum-zinc alloy-coated steel sheet, 0.018-inch (0.46-mm) nominal uncoated steel thickness, prepainted with coil coating; finished to match adjacent metal panels.

E. Gutters: Zinc-coated (galvanized) or aluminum-zinc alloy-coated steel sheet, 0.018-inch (0.46-mm) nominal uncoated steel thickness, prepainted with coil coating; finished to match roof fascia and rake trim. Match profile of gable trim, complete with end pieces, outlet tubes, and other special pieces as required. Fabricate in minimum 96-inch- (2438-mm-) long sections, sized according to SMACNA's "Architectural Sheet Metal Manual."

1. Gutter Supports: Fabricated from same material and finish as gutters.
2. Strainers: Bronze, copper, or aluminum wire ball type at outlets.

F. Downspouts: Zinc-coated (galvanized) or aluminum-zinc alloy-coated steel sheet, 0.018-inch (0.46-mm) nominal uncoated steel thickness, prepainted with coil coating; finished to match metal wall panels. Fabricate in minimum 10-foot- (3-m-) long sections, complete with formed elbows and offsets.

1. Mounting Straps: Fabricated from same material and finish as gutters.

G. Roof Curbs: Zinc-coated (galvanized) or aluminum-zinc alloy-coated steel sheet, 0.048-inch (1.21-mm) nominal uncoated steel thickness prepainted with coil coating; finished to match metal roof panels; with welded top box and bottom skirt, and integral full-length cricket; capable of withstanding loads of size and height indicated.

H. Pipe Flashing: Premolded, EPDM pipe collar with flexible aluminum ring bonded to base.

2.9 FABRICATION

A. General: Design components and field connections required for erection to permit easy assembly.

1. Mark each piece and part of the assembly to correspond with previously prepared erection drawings, diagrams, and instruction manuals.
2. Fabricate structural framing to produce clean, smooth cuts and bends. Punch holes of proper size, shape, and location. Members shall be free of cracks, tears, and ruptures.

B. Tolerances: Comply with MBMA's "Metal Building Systems Manual" for fabrication and erection tolerances.

C. Primary Framing: Shop fabricate framing components to indicated size and section, with baseplates, bearing plates, stiffeners, and other items required for erection welded into place. Cut, form, punch, drill, and weld framing for bolted field assembly.

D. Secondary Framing: Shop fabricate framing components to indicated size and section by roll forming or break forming, with baseplates, bearing plates, stiffeners, and other plates required for erection welded into place. Cut, form, punch, drill, and weld secondary framing for bolted field connections to primary framing.

E. Metal Panels: Fabricate and finish metal panels at the factory to greatest extent possible, by manufacturer's standard procedures and processes, as necessary to fulfill indicated performance requirements. Comply with indicated profiles and with dimensional and structural requirements.

1. Provide panel profile, including major ribs and intermediate stiffening ribs, if any, for full length of metal panel.

2.10 SOURCE QUALITY CONTROL

A. Special Inspection: Owner will engage a qualified special inspector to perform source quality control inspections and to submit reports.

1. Accredited Manufacturers: Special inspections will not be required if fabrication is performed by an IAS AC472-accredited manufacturer approved by authorities having jurisdiction to perform such Work without special inspection.

B. Product will be considered defective if it does not pass tests and inspections.

C. Prepare test and inspection reports.

PART 3 - EXECUTION

3.1 ERECTION OF STRUCTURAL FRAMING

A. Erect metal building system according to manufacturer's written instructions and drawings.

B. Do not field cut, drill, or alter structural members without written approval from metal building system manufacturer's professional engineer.

C. Set structural framing accurately in locations and to elevations indicated, according to AISC specifications referenced in this Section. Maintain structural stability of frame during erection.

D. Base and Bearing Plates: Clean concrete- and masonry-bearing surfaces of bond-reducing materials, and roughen surfaces prior to setting plates. Clean bottom surface of plates.

1. Set plates for structural members on wedges, shims, or setting nuts as required.
2. Tighten anchor rods after supported members have been positioned and plumbed. Do not remove wedges or shims but, if protruding, cut off flush with edge of plate before packing with grout.
3. Promptly pack grout solidly between bearing surfaces and plates so no voids remain. Neatly finish exposed surfaces; protect grout and allow to cure. Comply with manufacturer's written installation instructions for shrinkage-resistant grouts.

E. Align and adjust structural framing before permanently fastening. Before assembly, clean bearing surfaces and other surfaces that will be in permanent contact with framing. Perform necessary adjustments to compensate for discrepancies in elevations and alignment.

1. Level and plumb individual members of structure.
2. Make allowances for difference between temperature at time of erection and mean temperature when structure will be completed and in service.

F. Primary Framing and End Walls: Erect framing level, plumb, rigid, secure, and true to line. Level baseplates to a true even plane with full bearing to supporting structures, set with double-nutted anchor bolts. Use grout to obtain uniform bearing and to maintain a level base-line elevation. Moist-cure grout for not less than seven days after placement.

1. Make field connections using high-strength bolts installed according to RCSC's "Specification for Structural Joints Using High-Strength Bolts" for bolt type and joint type specified.

a. Joint Type: Snug tightened or pretensioned as required by manufacturer.

G. Secondary Framing: Erect framing level, plumb, rigid, secure, and true to line. Field bolt secondary framing to clips attached to primary framing.

1. Provide rake or gable purlins with tight-fitting closure channels and fasciae.
2. Locate and space wall girts to suit openings such as doors and windows.
3. Provide supplemental framing at entire perimeter of openings, including doors, windows, ventilators, and other penetrations of roof and walls.

H. Bracing: Install bracing in roof and sidewalls where indicated on erection drawings.

1. Tighten rod and cable bracing to avoid sag.
2. Locate interior end-bay bracing only where indicated.

I. Framing for Openings: Provide shapes of proper design and size to reinforce openings and to carry loads and vibrations imposed, including equipment furnished under mechanical and electrical work. Securely attach to structural framing.

J. Erection Tolerances: Maintain erection tolerances of structural framing within AISC 303.

3.2 METAL PANEL INSTALLATION, GENERAL

A. General: Anchor metal panels and other components of the Work securely in place, with provisions for thermal and structural movement.

1. Field cut metal panels as required for doors, windows, and other openings. Cut openings as small as possible, neatly to size required, and without damage to adjacent metal panel finishes.

a. Field cutting of metal panels by torch is not permitted unless approved in writing by manufacturer.

2. Install metal panels perpendicular to structural supports unless otherwise indicated.
3. Flash and seal metal panels with weather closures at perimeter of openings and similar elements. Fasten with self-tapping screws.
4. Locate and space fastenings in uniform vertical and horizontal alignment.
5. Locate metal panel splices over structural supports with end laps in alignment.
6. Lap metal flashing over metal panels to allow moisture to run over and off the material.

B. Lap-Seam Metal Panels: Install screw fasteners using power tools with controlled torque adjusted to compress EPDM washers tightly without damage to washers, screw threads, or metal panels. Install screws in predrilled holes.

1. Arrange and nest side-lap joints so prevailing winds blow over, not into, lapped joints. Lap ribbed or fluted sheets one full rib corrugation. Apply metal panels and associated items for neat and weathertight enclosure. Avoid "panel creep" or application not true to line.

C. Metal Protection: Where dissimilar metals contact each other or corrosive substrates, protect against galvanic action by painting contact surfaces with corrosion-resistant coating, by applying rubberized-asphalt underlayment to each contact surface, or by other permanent separation as recommended by metal roof panel manufacturer.

D. Joint Sealers: Install gaskets, joint fillers, and sealants where indicated and where required for weatherproof performance of metal panel assemblies. Provide types of gaskets, fillers, and sealants indicated; or, if not indicated, provide types recommended by metal panel manufacturer.

1. Seal metal panel end laps with double beads of tape or sealant the full width of panel. Seal side joints where recommended by metal panel manufacturer.
2. Prepare joints and apply sealants to comply with requirements in Section 079200 "Joint Sealants."

3.3 METAL ROOF PANEL INSTALLATION

A. General: Provide metal roof panels of full length from eave to ridge unless otherwise indicated or restricted by shipping limitations.

1. Install ridge caps as metal roof panel work proceeds.
2. Flash and seal metal roof panels with weather closures at eaves and rakes. Fasten with self-tapping screws.

B. Lap-Seam Metal Roof Panels: Fasten metal roof panels to supports with exposed fasteners at each lapped joint, at location and spacing recommended by manufacturer.

1. Provide metal-backed sealing washers under heads of exposed fasteners bearing on weather side of metal roof panels.
2. Provide sealant tape at lapped joints of metal roof panels and between panels and protruding equipment, vents, and accessories.
3. Apply a continuous ribbon of sealant tape to weather-side surface of fastenings on end laps and on side laps of nesting-type metal panels, on side laps of ribbed or fluted metal panels, and elsewhere as needed to make metal panels weatherproof to driving rains.
4. At metal panel splices, nest panels with minimum 6-inch (152-mm) end lap, sealed with butyl-rubber sealant and fastened together by interlocking clamping plates.

C. Metal Fascia Panels: Align bottom of metal panels and fasten with blind rivets, bolts, or self-drilling or self-tapping screws. Flash and seal metal panels with weather closures where fasciae meet soffits, along lower panel edges, and at perimeter of all openings.

3.4 METAL WALL PANEL INSTALLATION

A. General: Install metal wall panels in orientation, sizes, and locations indicated on Drawings. Install panels perpendicular to girts, extending full height of building, unless otherwise indicated. Anchor metal wall panels and other components of the Work securely in place, with provisions for thermal and structural movement.

1. Unless otherwise indicated, begin metal panel installation at corners with center of rib lined up with line of framing.
2. Shim or otherwise plumb substrates receiving metal wall panels.
3. When two rows of metal panels are required, lap panels 4 inches (102 mm) minimum.
4. When building height requires two rows of metal panels at gable ends, align lap of gable panels over metal wall panels at eave height.
5. Rigidly fasten base end of metal wall panels and allow eave end free movement for thermal expansion and contraction. Predrill panels.
6. Flash and seal metal wall panels with weather closures at eaves and rakes, and at perimeter of all openings. Fasten with self-tapping screws.
7. Install screw fasteners in predrilled holes.
8. Install flashing and trim as metal wall panel work proceeds.
9. Apply elastomeric sealant continuously between metal base channel (sill angle) and concrete, and elsewhere as indicated on Drawings; if not indicated, as necessary for waterproofing.
10. Align bottom of metal wall panels and fasten with blind rivets, bolts, or self-drilling or self-tapping screws.
11. Provide weatherproof escutcheons for pipe and conduit penetrating exterior walls.

B. Metal Wall Panels: Install metal wall panels on exterior side of girts. Attach metal wall panels to supports with fasteners as recommended by manufacturer.

3.5 THERMAL INSULATION INSTALLATION

A. General: Install insulation concurrently with metal panel installation, in thickness indicated to cover entire surface, according to manufacturer's written instructions.

1. Set vapor-retarder-faced units with vapor retarder toward warm side of construction unless otherwise indicated. Do not obstruct ventilation spaces except for firestopping.
2. Tape joints and ruptures in vapor retarder, and seal each continuous area of insulation to the surrounding construction to ensure airtight installation.
3. Install factory-laminated, vapor-retarder-faced blankets straight and true in one-piece lengths, with both sets of facing tabs sealed, to provide a complete vapor retarder.
4. Install blankets straight and true in one-piece lengths. Install vapor retarder over insulation, with both sets of facing tabs sealed, to provide a complete vapor retarder.

B. Blanket Roof Insulation: Comply with the following installation method:

1. Over-Purlin-with-Spacer-Block Installation: Extend insulation and vapor retarder over and perpendicular to top flange of secondary framing. Install layer of filler insulation over first layer to fill space formed by metal roof panel standoffs. Hold in place by panels fastened to standoffs.

    a. Thermal Spacer Blocks: Where metal roof panels attach directly to purlins, install thermal spacer blocks.

2. Two-Layers-between-Purlin-with-Spacer-Block Installation: Extend insulation and vapor retarder between purlins. Carry vapor-retarder-facing tabs up and over purlin, overlapping adjoining facing of next insulation course and maintaining continuity of retarder. Install layer of filler insulation over first layer to fill space between purlins formed by thermal spacer blocks. Hold in place with bands and crossbands below insulation.

    a. Thermal Spacer Blocks: Where metal roof panels attach directly to purlins, install thermal spacer blocks.

3. Retainer Strips: Install retainer strips at each longitudinal insulation joint, straight and taut, nesting with secondary framing to hold insulation in place.

C. Blanket Wall Insulation: Extend insulation and vapor retarder over and perpendicular to top flange of secondary framing. Hold in place by metal wall panels fastened to secondary framing.

1. Retainer Strips: Install retainer strips at each longitudinal insulation joint, straight and taut, nesting with secondary framing to hold insulation in place.

3.6 DOOR AND FRAME INSTALLATION

A. General: Install doors and frames plumb, rigid, properly aligned, and securely fastened in place according to manufacturers' written instructions. Coordinate installation with wall flashings and other components. Seal perimeter of each door frame with elastomeric sealant used for metal wall panels.

B. Personnel Doors and Frames: Install doors and frames according to NAAMM-HMMA 840.

1. At fire-rated openings, install frames according to, and doors with clearances specified in, NFPA 80.

C. Field Glazing: Comply with installation requirements in Section 088000 "Glazing."

D. Door Hardware:

1. Install surface-mounted items after finishes have been completed at heights indicated in DHI's "Recommended Locations for Architectural Hardware for Standard Steel Doors and Frames."
2. Set units level, plumb, and true to line and location. Adjust and reinforce attachment substrates as necessary for proper installation and operation.
3. Drill and countersink units that are not factory prepared for anchorage fasteners. Space fasteners and anchors according to industry standards.
4. Set thresholds for exterior doors in full bed of sealant complying with requirements for concealed mastics specified in Section 079200 "Joint Sealants."

3.7 ACCESSORY INSTALLATION

A. General: Install accessories with positive anchorage to building and weathertight mounting, and provide for thermal expansion. Coordinate installation with flashings and other components.

1. Install components required for a complete metal roof panel assembly, including trim, copings, ridge closures, seam covers, flashings, sealants, gaskets, fillers, closure strips, and similar items.
2. Install components for a complete metal wall panel assembly, including trim, copings, corners, seam covers, flashings, sealants, gaskets, fillers, closure strips, and similar items.
3. Where dissimilar metals contact each other or corrosive substrates, protect against galvanic action by painting contact surfaces with corrosion-resistant coating, by applying rubberized-asphalt underlayment to each contact surface, or by other permanent separation as recommended by manufacturer.

B. Flashing and Trim: Comply with performance requirements, manufacturer's written installation instructions, and SMACNA's "Architectural Sheet Metal Manual." Provide concealed fasteners where possible, and set units true to line and level. Install work with laps, joints, and seams that will be permanently watertight and weather resistant.

1. Install exposed flashing and trim that is without excessive oil-canning, buckling, and tool marks and that is true to line and levels indicated, with exposed edges folded back to form hems. Install sheet metal flashing and trim to fit substrates and to result in waterproof and weather-resistant performance.
2. Expansion Provisions: Provide for thermal expansion of exposed flashing and trim. Space movement joints at a maximum of 10 feet (3 m) with no joints allowed within 24 inches (600 mm) of corner or intersection. Where lapped or bayonet-type expansion provisions cannot be used or would not be sufficiently weather resistant and waterproof, form expansion joints of intermeshing hooked flanges, not less than 1 inch (25 mm) deep, filled with mastic sealant (concealed within joints).

C. Gutters: Join sections with riveted-and-soldered or lapped-and-sealed joints. Attach gutters to eave with gutter hangers spaced as required for gutter size, but not more than 36 inches (914 mm) o.c. using

manufacturer's standard fasteners. Provide end closures and seal watertight with sealant. Provide for thermal expansion.

D. Downspouts: Join sections with 1-1/2-inch (38-mm) telescoping joints. Provide fasteners designed to hold downspouts securely 1 inch (25 mm) away from walls; locate fasteners at top and bottom and at approximately 60 inches (1524 mm) o.c. in between.

1. Provide elbows at base of downspouts to direct water away from building.
2. Tie downspouts to underground drainage system indicated.

E. Roof Curbs: Install curbs at locations indicated on Drawings. Install flashing around bases where they meet metal roof panels.

F. Pipe Flashing: Form flashing around pipe penetration and metal roof panels. Fasten and seal to panel as recommended by manufacturer.

3.8 FIELD QUALITY CONTROL

A. Special Inspections: Owner will engage a qualified special inspector to perform field quality control special inspections and to submit reports.

B. Product will be considered defective if it does not pass tests and inspections.

C. Prepare test and inspection reports.

END OF SECTION 133419

DIVISION 22

PLUMBING

Listed on Plumbing Drawings

DIVISION 23

HEATING, VENTILATION AND AIR CONDITIONING (HVAC)

Listed on Mechanical Drawings

DIVISION 26

ELECTRICAL

TABLE OF CONTENTS

260511 – Electrical General and Work in Existing Facilities

260519 – Low-Voltage Power Conductors and Cables

260526 – Grounding and Bonding for Electrical Systems

260533 – Raceways, Outlet Boxes and Junction Boxes for Electrical Systems

260573 – Electrical Studies

260923 – Switches and Receptacles

260926 – Vacancy Sensors

262400 – Panelboards

262800 – Disconnects and Separately-Mounted Circuit Breakers

264300 – Surge Protective Device (SPD)

265100 – Lighting

273000 – Telephone and Data Systems

282302 – Burglar Alarm and Security Camera Conduit System

SECTION 260511 - ELECTRICAL GENERAL AND WORK IN EXISTING FACILITIES

PART 1 – GENERAL

1.1 GENERAL

A. All work shall conform to the latest editions of the National Electrical Code (NEC) [National Fire Protection Association (NFPA) 70], the Standard for Electrical Safety in the Workplace (NFPA 70E), the Life-Safety Code (NFPA 101), the International Building Code, the Americans with Disabilities Act, and all other applicable federal, state, and local codes and regulations.

B. All work shall be performed in strict compliance with NFPA 70E. Submission of bid shall stand as an agreement by the Contractor to indemnify and hold harmless the Engineer and Owner from all liability related to damage and/or injury to personnel and equipment during the installation of the project.

C. The contract documents are schematic in nature and are intended to convey the intent of the electrical work to be performed on this project. Provide all material, labor, equipment, etc., necessary to provide complete and operable electrical systems.

D. The General Conditions, Supplementary Conditions, General Requirements, Information to Bidders, and all other parts of this set of Contract Documents are hereby adopted and are applicable to the Division 26, 27, and 28 Contractor.

1.2 SCOPE OF WORK

A. Visit site prior to bid. Devise a plan for installation of complete and operable electrical systems meeting the requirements and intent of the Contract Documents. Submission of Bid stands as evidence that the Contractor accepts the Contract Documents as sufficient and complete for the work to be performed. Notify the engineer at least two weeks prior to bid of any discrepancies between the Contract Documents and actual field conditions. No change orders will be granted due to existing conditions that could have been observed during a site visit.

B. Provide temporary power and lighting during construction. Coordinate with the General Contractor for the exact requirements.

C. Electrical switchgear and panelboard layouts are based on sizes of Square D equipment. Equipment manufactured by General Electric, Siemens, and Cutler Hammer are equally acceptable. However, the Electrical Contractor is responsible for selecting and furnishing gear that will fit in the spaces provided and shall be responsible for arranging the gear to meet the required code clearances. Regardless of the manufacturer, the Electrical Contractor shall provide a drawn-to-scale electrical layout with the equipment brochures for all rooms in which panelboards, motor control centers, switchboards, or switchgear are placed. The drawings shall include the work of all other trades including mechanical system piping, ductwork, sprinkler piping, etc. No conduits shall be installed until layouts have been approved.

D. Locate junction boxes, pull boxes, disconnects, and other equipment requiring access in such a manner that they are accessible at the end of construction. Notify the Architect where it is impossible to plan conduit routing or equipment placement in such a manner, and provide the necessary access panels in the ceiling or wall as required. The access panel type and style shall be subject to the Architect's approval. Employ a painter to provide the appropriate coatings as directed by the Architect.

E. Relocate, or recircuit, all electrical equipment, conduit, and circuitry conflicting with or obstructing work on this project. Where the electrical systems are owned by other entities, pay them to relocate, or recircuit, their facilities.

F. Arrange for connection of service to all electrical systems by the appropriate utility company. Coordinate completely with all utility company requirements even if they are different than the contract documents. If utility company requirements are different from the contract documents, notify the engineer at least ten days prior to bid. Pay all utility company charges necessary for installation and connection of service. No change orders will be granted for utility company connection fees.

G. Provide all necessary equipment, raceway, circuitry, fittings, lugs, terminations, labor, etc. and connect to all equipment and appliances requiring electrical connections furnished herein, by the Owner, or by other Contractors. Prior to ordering electrical equipment and roughing in for equipment furnished by the Owner or other Contractors, verify all connection types, connection locations, connection heights, voltages, number of phases, conductor sizes, disconnecting means, breaker sizes, etc. Furnish the proper electrical equipment for the equipment actually being supplied.

1.3 WORK IN EXISTING FACILITIES

A. All work shall be scheduled and coordinated through the General Contractor with the Owner. Provide necessary costs for all work during both normal and premium work hours in bid.

B. Provide continuous uninterrupted power to all existing facilities to remain during the entire construction process. Any required power outages must be scheduled and approved by the Owner in writing at least three days prior to the outage.

1.4 SCOPE OF WORK IN EXISTING FACILITIES

A. Prior to beginning work, survey existing electrical systems. Document, in writing, signed by the Owner any portions of existing systems that are not operating properly before construction begins. Any electrical systems found inoperable at the end of the construction process that has not been so documented shall be repaired at the end of construction.

B. Remove electrical equipment in areas being demolished and electrical equipment feeding other equipment being demolished. Remove raceways and circuitry back to the panel of origination. Where raceways are installed in inaccessible areas, remove conductors back to the panel of origination. Where circuits are not being completely demolished, remove conductors back to a junction box or other connection point outside of the renovated area and recircuit existing electrical equipment that is to remain as required. Where necessary, completely refeed existing electrical equipment that is to remain. It is the intent of this specification that all existing equipment to remain be left completely operable at the end of the construction process.

C. Survey existing panel board circuitry and provide new typewritten directories giving complete as-built circuitry information for all pane lboards affected by the construction on this project.

D. Where new circuit breakers are installed in existing equipment, the new circuit breakers shall be manufactured for installation in that equipment. The Amperes Interrupting Current (AIC) Rating shall equal the AIC rating of the existing equipment. A breaker with a lower AIC rating may be used if the contractor provides calculations showing that the breaker rating is sufficient to handle the available fault current. Submit these calculations for approval prior to ordering the breaker. An AIC rating on an existing

breaker in the panelboard or switchboard does not demonstrate sufficient proof that the available fault current is less than that breaker's AIC rating.

1.5 SUBMITTALS AND SHOP DRAWINGS

A. Within 30 days after award of Contract and prior to beginning work, provide six bound copies of manufacturers' cut sheets containing information concerning each article of electrical equipment to be furnished on this project. These cut sheets shall contain sufficient information to prove compliance with the contract documents. Information addressing the requirements of the contract documents shall be highlighted. Each bound set shall bear the stamp of the Electrical Contractor as well as the General Contractor.

B. Within 30 days after award of Contract and prior to beginning work, provide six sets of full size shop drawings showing exact equipment locations with all equipment drawn to scale. Show all raceways with their junction boxes and pull boxes. Show all connection types, locations, and heights to equipment. Provide mounting and support details for all raceways and equipment. Coordinate with all other trades to ensure that there are no conflicts between systems. Each set of shop drawings shall bear the stamp of the Electrical Contractor, the General Contractor, and all Project Sub-Contractors. Failure to submit these Shop Drawings will render the Electrical Contractor responsible for resolving all conflicts between trades at his own expense.

C. Submittals and Shop Drawings are reviewed to determine quality of materials. Approval of submittals and shop drawings does not relieve the Contractor of meeting the requirements and intent of the Contract Documents.

D. Outlet, light fixture, and device locations are shown in their approximate locations on the drawings. Coordinate with Architectural drawings to get final locations. Mount all electrical outlets shown at counters such that the bottom of the box is two inches above the backsplash or six inches above a counter with no backsplash. The Owner reserves the right to relocate outlets, light fixtures, and devices a distance not to exceed twenty feet prior to the installation of outlet boxes.

PART 2 - PRODUCTS

2.1 All electrical equipment and materials shall be new. All equipment and materials shall be stored on the job site in weatherproof enclosures. Electronic equipment shall be stored in facilities where the temperature and humidity are controlled. In addition, comply completely with all manufacturers' requirements for storage and handling.

2.2 All equipment shall be UL listed for the application in which it is used and shall be labeled as evidence of its UL listing.

2.3 Each circuit breaker supplying a multiwire branch circuit shall be installed with a manufacturer supplied handle tie to simultaneously disconnect all ungrounded conductors. Each multi-wire branch circuit shall comply with NEC article 210.4.

2.4 Products shall be selected to maintain or improve the aesthetics of the facility. Gain approval of the Architect or Engineer prior to ordering or installing any electrical equipment or raceway.

PART 3 – EXECUTION

3.1 WORKMANSHIP

All work shall be performed with an emphasis on neatness. The Engineer, Architect, and Owner retain the right to reject work that is, in their judgment, unsatisfactory.

3.2 EXPERIENCE

The Contractor shall have completed at least two jobs of similar size and scope within the past five years. The Engineer reserves the right to reject Contractors based on their inability to submit evidence of their experience, or based on experience with the Contractor on previous projects.

3.3 PERMITS

Obtain and pay for all permits required for work.

3.4 FIREPROOFING

A. Fireproof all penetrations through firewalls with a fireproofing compound listed to maintain the rating of the wall through which the raceway passes.

B. The fire-stopping caulk shall be a one-part, intumescent, latex elastomer. The caulk shall be capable of expanding a minimum of 3 times at 1000°F. The material shall be thixotropic and be applicable to overhead, vertical and horizontal fire-stops. The caulk shall be listed by independent test agencies such as UL or FM and be tested to, and pass the criteria of, ASTM E 814 Fire Test, tested under positive pressure. It shall comply with the requirements of the NEC (NFPA-70), BOCA, ICBO, SBCCI and NFPA Code 101. Fire-stopping caulk shall be paintable, but shall be non-hardening. Fire-stopping caulk shall be 3M Fire barrier CP or approved equal.

C. The fireproofing materials shall be installed by individuals certified to perform such work. Submit evidence of personnel certifications with electrical equipment brochures.

D. Where cable trays are shown crossing firewalls, terminate the cable tray on each side of the wall and run the conductors through conduits installed in the wall. Fireproof around the conductors after installation.

E. Provide mineral wool packing and all other materials recommended by the manufacturer for a complete installation.

3.5 FLASHING

Provide all necessary equipment and flash all roof penetrations in such a manner to ensure that all penetrations are completely sealed and all roof warranties remain in effect. Where there are no roof warranties, the Electrical Contractor shall guarantee the electrical penetrations against leaking for a period of one year from project completion. Employ a professional roofing contractor to perform all flashing.

3.6 PROTECTION

A. Keep energized equipment covered during all phases of construction. Use enclosures, doors, covers, etc., to ensure that neither personnel nor machinery contact live electrical equipment.

B. Replace electrical equipment that is damaged during construction.

3.7 DAMAGED FACILITIES

A. Locate all existing site equipment and utilities prior to beginning construction. Repair all equipment and utilities damaged during construction, or pay for the repair of the equipment and utilities where required by the Owner of the damaged facilities.

B. Coordinate the routing of all circuits and the locations of all devices with the Architect or Engineer and the Owner. Shop drawings shall describe completely the locations and elevations of all raceways, boxes, fittings, and equipment.

3.8 EXCAVATION AND BACKFILL

A. Excavate in such a manner as to minimize erosion of the soil. Backfill trenches around conduits with fine sand that is free of rocks, clods, and debris. Fill sand a minimum of 4" over conduits. Backfill the rest of the trench in six inch increments, wetted, and tamped. Final compaction shall be a minimum of 95% of that of the adjacent earth. Resurface the grade with the same material as that excavated from the grade whether it be paving, concrete, sod, etc. Repair work shall be comparable to the quality of the original site prior to excavation.

B. Provide a 3" wide plastic labeled marker tape 12" below grade over all electrical conduits buried underground. Tapes for power circuits shall have a warning such as "Caution: Buried Electrical Line Below." Labels on tapes for telephone, data, cable television, and other facilities shall adequately describe the line over which they are buried.

C. Provide a #12 AWG wire in each buried conduit run labeled accordingly on each end.

3.9 IDENTIFICATION

A. Label all switchboards, panel boards, motor starters, disconnects, and motor control centers furnished under Division 26, 27, and 28 and other divisions of this contract with engraved rigid plastic nameplates having letters at least ¼ inch high. Nameplates shall be bolted to the enclosure. All labels shall indicate the voltage, number of phases, the AIC rating, and the panelboard and circuit number from which the device is fed.

B. All circuit breakers in Switchboards, Motor Control Centers, Square D
I-Line, and similar pane lboards shall be labeled with plastic nameplates (as described in Part A) providing the name of the load served and the ampacity and number of poles of the breaker.

C. All Square D NQOD, NF and similar panel boards shall have typewritten circuit directories.

D. Label all conductors at all junction boxes, pull boxes, and terminations with typewritten adhesive markers indicating the panel board or switchboard name and circuit number of the conductor. Labels shall be Brady Datatab or approved equal.

E. Label all junction boxes and pull boxes with stenciled painted letters containing the name of the panel board and circuit numbers of the circuits contained within. Use black paint for normal circuits, red paint

for emergency circuits, and orange paint for fire alarm circuits. The Contractor may select other colors for junction boxes and pull boxes for auxiliary systems.

F. Label all conduits in the most likely direction of access and view every 50' and on both ends of each bend with stenciled painted letters containing the name of the panel board and circuit numbers of the circuits contained within. Use black paint for normal circuits, red paint for emergency circuits, and orange paint for fire alarm circuits. The Contractor may select other colors for conduits for auxiliary systems.

3.10 AS-BUILT DRAWINGS

Maintain one set of drawings during construction for as-built markings. Mark these drawings in red to indicate field changes. Provide these drawings to the Engineer at the end of the construction process. Where required under the General Conditions, Special Conditions, or other portions of this contract, provide revised computer drawn as-built drawings to the Engineer at the end of construction.

3.11 TESTING

A. Test all systems, or pay testing agencies as required, for compliance with the requirements of all regulatory agencies.

B. Test the electrical power service ground using a Biddle Three-Terminal Ground Resistance Tester, or approved equal. Grounds shall meet the requirements of the NEC, or of Specification 26 05 26, whichever is more stringent. Test grounds only when the earth is dry. Provide additional ground rods as necessary to achieve the required results.

C. Prior to making final equipment connections, test all service, feeder, and branch circuit conductors for continuity, phase-to-phase faults, and phase-to-ground faults using a Megger BM100 or approved equal test instrument generating 500 Vdc. Insulation resistance shall be a minimum of 500,000 Ohms between any conductor and ground and 1,000,000 Ohms between any two conductors.

D. Test other systems as required in their respective specifications.

E. Provide three bound copies of all test results to the Engineer at the end of the construction process. No Recommendation of Substantial Completion will be granted until all testing reports have been submitted.

3.12 WARRANTY

Provide the Owner a written guarantee to repair, or replace, all faulty equipment and systems for a period of one year from date of Substantial Completion. During this one-year period, a representative of the Contractor shall be on the site actively working on the repairs within 24 hours of the Owner's telephone call. During this period of time, the Owner shall not be charged for any repair work or expenses related with the repair work unless the Contractor can prove that the Owner has damaged the equipment or system.

END OF SECTION 260511

SECTION 260519 – LOW-VOLTAGE POWER CONDUCTORS AND CABLES

PART 1 – GENERAL

Provide all circuitry, terminations, splices, connectors, lugs, and other equipment necessary for connection of all equipment requiring electrical connections.

PART 2 – PRODUCTS

2.1 All electrical conductors shall be soft-drawn annealed copper having 98% conductivity and an insulation rating of 600V.

2.2 Conductors shall be UL listed for installation in the raceway in which they are to be installed.

2.3 Conductors shall be rated 90 degrees C for use in residential, commercial, industrial, and institutional facilities, and shall be listed as 105 degrees C appliance wire. Conductors shall be listed under UL 83, UL 1063, and UL 758. If XLP or EPR insulation is used, conductors shall be listed under UL 44 and NEMA WC7.

2.4 Conductors used for branch circuits, feeders, auxiliary systems, and controls run in dry locations shall have PVC insulation and a Nylon outer jacket. They shall be THHN/THWN or XHHW-2.

2.5 Conductors used for branch circuits, feeders, auxiliary systems, and controls run in wet locations shall have XLP or EPR insulation and be type XHHW-2.

2.6 Conductors used for operating room isolation panels and associated branch circuits shall be copper stranded conductor having a cross-linked polyethylene insulation or equivalent with a dielectric constant of 3.5 or less. Wire-pulling compounds that increase the dielectric constant shall not be used on the secondary conductors of isolation panels. The isolated circuit conductors shall be identified as follows:

Isolated Circuit #1 – Orange
Isolated Circuit #2 – Brown

For 125 volt, 15 & 20 ampere receptacles: The orange conductor shall be connected to the terminal on the receptacle that is identified in accordance with NEC 200.10(B) for connection to the grounded circuit conductor.

2.7 Conductors used for services shall be type SE for aerial services or type USE-2 for underground services.

2.8 Sizes #10 and #12 shall be solid conductors except where used for controls. All controls conductors shall be stranded.

2.9 Use minimum #14 AWG conductors for controls and auxiliary circuits. Use larger conductors as required to compensate for voltage drops exceeding 3% of the system voltage.

2.10 Conductors shall be furnished in the colors described below unless local ordinances require different colors. Conductors #8 and smaller shall be furnished with colored insulation; conductors larger than #8 shall be taped with the appropriately colored tape for a length of at least 2” at each panelboard, junction box, pull box, load, or other exposed location. Ground conductors shall be taped green for their entire exposed length.

SystemVoltage	208Y/120V, 3-Phase, 4-Wire	120/240V, 3-Phase, 4-Wire	480Y/277V, 3-Phase, 4-Wire
Phase A	Black	Black	Brown
Phase B	Red	Orange	Orange
Phase C	Blue	Blue	Yellow
Neutral	White	White	Gray
Ground	Green	Green	Green

2.11 Conductor sizing chart:

Voltage Drop Chart for 20amp single pole circuits		
Voltage	Circuit Length	Conductor size (awg)
120	< 90’	#12
120	> 90’	#10
120	> 145’	#8
120	> 230’	#6
277	< 200’	#12
277	> 200’	#10
277	> 325’	#8
277	> 525’	#6

A. Circuit sizes indicated on the drawings are minimum NEC requirements. Refer to this chart for upsizing conductors based on circuit length.
B. Do not connect conductors larger than #10 directly to a receptacle or a switch. Provide a junction box to downsize the conductor to #12 at the device.
C. For circuits longer than those listed above, consult with the Engineer for conductor sizes.

PART 3 – EXECUTION

3.1 Install conductors carefully using a minimum of two tradesmen – one feeding the conductors into the conduit, and the other pulling the conductors into the conduit.

3.2 Each branch circuit and multiwire branch circuit shall be run with its own neutral conductor complying with NEC article 200.4.

3.3 Join stranded conductors with appropriate mechanical or compression lugs. Wire nuts may be used for solid conductors only.

3.4 Splices shall only be made in approved enclosures. Splices shall not be pulled inside conduits.

3.5 Provide cable supports and strain relief connectors as required by the NEC.

3.6 Furnish junction boxes, pull boxes, handholes, manholes, etc. as required to ensure that the maximum number of bends allowed by the NEC are not exceeded and to ensure that the cables are not damaged during installation.

END OF SECTION 260519

SECTION 260526 – GROUNDING AND BONDING FOR ELECTRICAL SYSTEMS

PART 1 – GENERAL

1.1 GENERAL

Ground all equipment, systems, structures, etc., per the latest edition of the National Electrical Code (NEC).

PART 2 – PRODUCTS

2.1 Use mechanical bolted connections in dry locations that are accessible.

2.2 Use exothermic welds in wet locations and locations that will be inaccessible at the end of construction.

2.3 Ground rods shall be UL listed 3/4" x 10' copper-clad steel ground rods with a minimum copper cladding thickness of 10 mils.

PART 3 – EXECUTION

3.1 Ground rods shall be installed with their tops no less than 6" below grade.

3.2 Bond ground connections to metal raceways at each end of the conduit run. Provide grounding bushings where required by the NEC. Where cable trays are used, bond the ground conductor to each section and fitting of the tray.

3.3 Provide all circuits with an equipment grounding conductor sized per the NEC, or as shown on the drawings. Circuitry shown on drawings does not include the required equipment grounding conductor. Where multiple circuits are run with a common neutral, only one equipment grounding conductor is needed. The equipment grounding conductor shall be furnished with green insulation for conductors #8 AWG and smaller; where larger than #8, the equipment grounding conductor shall be taped green for its entire exposed length.

3.4 The grounding electrode conductor(s) shall be bare or shall be colored green for its entire exposed length.

3.5 Individual ground conductors shall be installed in PVC conduit sized per the NEC.

3.6 Provide receptacles, luminaires, and other devices with a green conductor that bonds the receptacle grounding screw or pigtail, the outlet box grounding screw, and the equipment grounding conductor together.

3.7 In health care facilities, where two or more different panel boards serve the same patient-care area, an 8 AWG insulated continuous copper conductor shall bond these different panel boards together.

3.8 Telephone, cable television, and other auxiliary systems shall be bonded to the electrical building service ground using a conductor no smaller than #6 AWG.

END OF SECTION 260526

SECTION 260533 – RACEWAYS, OUTLET BOXES AND JUNCTION BOXES FOR ELECTRICAL SYSTEMS

PART 1 – GENERAL

1.1 GENERAL

A. All electrical systems circuitry shall be contained in raceways unless expressly listed in the specification for that system.

B. Outlet Boxes and Junction Boxes

1. Furnish and install all outlet boxes and junction boxes in accordance with this specification and the requirements of the NEC.

2. Provide outlet boxes for all switches, receptacles, luminaires, telephone jacks, cable jacks, and other devices furnished in this Contract. Provide all necessary hardware including, but not limited to, additional structural support, support brackets, screws, bolts, fixture studs, etc.

3. Outlet boxes and junction boxes in dry locations shall be galvanized stamped steel boxes sized per the latest edition of the National Electrical Code (NEC), but no less than 4” x 4” x 2 1/8” deep. The thickness of the steel shall be in compliance with the requirements of the NEC. Provide stamped steel covers for all junction boxes manufactured to fit the particular box on which it is used.

4. Outlet boxes used in concrete and masonry walls and ceilings shall be of the concrete type manufactured for such applications.

5. Outlet boxes and junction boxes in wet locations shall be of cast metal construction with gasketed waterproof covers. All conduit connections to the boxes shall be made watertight.

6. Wall outlet boxes shall be 4” x 4” x 2 1/8”, or larger as required, with plaster rings provided for final flush installation. Plaster rings shall have single-gang openings unless the equipment mounted inside requires two-gang installation.

7. Floor boxes in slabs on grade shall be deep rectangular, cast iron, fully adjustable boxes with brass rings. Covers shall be made of brass and shall provide flip top access to the power or data jacks inside. Screw-on covers are not acceptable unless a flip-top cover is unavailable for the device installed in the floor box. Provide the box sized as required for the number of devices shown installed. Boxes shall be as follows, or approved equal:

   a. Single-Gang Boxes: Hubbell B2436
   b. Single-Gang Cover Plates: Hubbell S3825
   c. Double-Gang Boxes: Hubbell B4233
   d. Double-Gang Cover Plates: Two Hubbell S3825 Cover Plates
   e. Triple-Gang Boxes: Hubbell B4333
   f. Triple-Gang Cover Plates: Three Hubbell S3825 Cover Plates

8. In slabs above grade, use cast iron, semi-adjustable shallow boxes as follows, or approved equal:

   a. Single-Gang Boxes: Hubbell B2414
   b. Two-Gang Boxes: Hubbell B4214

c. Three-Gang Boxes: Hubbell B4314

9. Receptacles installed in floor boxes shall be as described in Specification 26 09 23, Switches and Receptacles. Data, Telephone, or Combination Data and Telephone Outlets shall consist of Category 5 rated RJ45 jacks mounted in a Hubbell DJOI strap for use under a S3825 flip top cover plate.

10. In existing slabs above grade, use poke thru boxes as follows, or equal:

    a. Hubbell System One

11. Size all boxes per the requirements of the latest NEC.

1.2 SCOPE OF WORK

A. Raceways

1. Provide all raceways, fittings, couplings, anchors, supports, hangers, etc. for complete raceway systems.

2. Use Schedule 40 polyvinyl chloride (PVC) conduit for circuits run underground and in slabs on grade level. Provide PVC-coated galvanized rigid steel elbows and PVC-coated galvanized rigid steel conduit for all vertical runs extending to a point at least 6” above grade. Galvanized Rigid steel conduit coated with two complete coats of asphaltum or bituminous paint may be used in lieu of PVC-coated galvanized rigid steel conduit.

3. Use Galvanized Rigid Steel (GRS) conduit for all applications where circuits are run above ground exposed to the weather.

4. Use Intermediate Metal Conduit (IMC) for all branch circuits, feeders, and auxiliary circuits requiring conduit 1 ¼” nominal trade size or larger in dry locations.

5. Use Electrical Metallic Tubing (EMT) for all branch circuits and feeders less than 1 ¼” nominal trade size in dry locations and in slabs above grade level.

PART 2 – PRODUCTS

2.1 Products for Raceways

A. PVC conduits, fittings, couplings, adapters, and accessories shall be UL listed and approved for use with 90 degree Celsius conductors. The UL label shall be affixed to each ten foot length of conduit and each fitting. Conduits shall comply with NEMA Specification TC-2 and UL 651. Fittings shall comply with NEMA TC-3 and UL 514b.

B. PVC-coated conduits, fittings, couplings, adapters, and accessories shall be UL listed with PVC as the primary corrosion protection. They shall be hot dipped galvanized rigid steel conduit with threads electro-galvanized after cutting. The conduit shall meet UL 6. The fittings shall meet UL 514B. The PVC coating shall be uniformly applied to the interior and exterior of all conduit and fittings. The coating shall be nominally 2 mils thick. The PVC coating shall extend one pipe diameter or two inches, whichever is less, at every male fitting except unions to fit over the joining female connection. Couplings shall contain a series of longitudinal ribs, 40 mils in thickness, to protect the coating from damage by tools during installation. PVC-

coated conduits shall be ETL Verified PVC-001. Fittings shall be manufactured to the same standard. PVC-coated conduit shall be Robroy Plastibond or approved equal.

C. GRS conduits, fittings, couplings, adapters, and accessories shall be UL listed. They shall be hot-dipped galvanized steel. They shall meet the safety standards of UL 6, and shall be manufactured to ANSI C80.1. Threads shall be hot galvanized after cutting.

D. IMC conduits, fittings, couplings, adapters, and accessories shall be UL listed. They shall be hot-galvanized steel. Fittings, couplings, adapters, and accessories shall be the same as those for GRS conduit described above. IMC shall meet UL 1242 and ANSI C80.6. Threads shall be hot galvanized after cutting. The inside of the conduit shall be finished with a corrosion-resistant coating.

E. EMT conduits, fittings, couplings, adapters, and accessories shall be UL listed. They shall be hot galvanized steel and shall be produced in accordance with UL 797 and ANSI C80.3. The inside shall be finished with a corrosion-resistant lubricating coating.

F. Conduit fittings used with EMT conduits may be set screw indenter type or compression type. All metallic fittings for IMC and Rigid conduit shall be compression type fittings.

G. Flexible metallic conduit shall be constructed of galvanized steel and shall be UL listed as compliant with UL 1 and UL 1479.

H. Liquidtight flexible conduit shall be constructed of galvanized steel and shall be coated with a PVC jacket to resist liquids, dirt, grease, and oils. All fittings shall be designed, constructed, and installed to maintain the integrity of the liquidtight connections. Liquidtight flexible conduit shall comply with UL 360.

2.2 ACCEPTABLE MANUFACTURERS FOR OUTLET BOXES AND JUNCTION BOXES.

A. Outlet boxes and junction boxes shall be manufactured by Raco, Steel City, Crouse Hinds, or Appleton.

PART 3 – EXECUTION

3.1 CONDUIT EXECUTION

A. Conduits run underground shall be buried no less than 24” deep. Services and primary conduits feeding transformers shall be buried no less than 48” deep.

B. Do not install conduits in or below ground floor slabs, except for service conduits, site lighting, and where specifically indicated on the drawings.

C. Do not install conduits within 6” of the deck where a screw down type roof system is utilized.

D. PVC-coated conduits may be field-bent provided that manufacturer-approved tools are used. Individuals installing PVC-coated conduits shall be trained for installation by factory-certified trainers. Provide evidence of training with equipment brochures.

E. Support and install all conduits per the latest edition of the National Electrical Code. Support groups of conduits with electrical strut supported by threaded rods anchored to the building structure. Supports shall be designed to hold no less than twice the weight of the conduit and conductors to be supported plus an additional 250 pounds at midspan.

F. All conduits shall be grouped and run parallel to each other and to building walls.

G. All conduits shall be assembled according to the manufacturer's instructions.

H. Conduits run underground shall be assembled to be watertight.

I. Cap all conduits during installation. Pull a mandrel sized for that conduit and a cleaning brush through each conduit before installation of any conductors.

J. Conduits that are obviously damaged and field bends that are obviously out of round shall be replaced.

K. Provide final connections to equipment with flexible metallic conduit. In wet or damp locations, use liquidtight flexible conduit. Flexible conduit shall not exceed 72".

L. Terminate conduits entering boxes with a locknut inside the box and a locknut outside the box. Provide protective bushings on all conduit threads. Use watertight hubs where conduit terminations are exposed to moisture.

M. Use grounding bushings on all feeder conduits, all underground conduits, and where required by the National Electrical Code.

N. Conduits shall be run no closer than 12" to hot water pipes.

O. Where conduits are run through the ceiling and are required to make connections to equipment within the room that is not located near a wall, support the conduit from the structural ceiling and provide a flange bolted to the floor. Install a tee conduit fitting in the vertical run of conduit, and make the connection to the equipment with a piece of flexible conduit extending from the tee conduit fitting to the equipment.

P. Provide expansion fittings where conduits cross building expansion joints. Provide grounding jumpers between the conduits.

Q. Provide EMT conduit sleeves where conduits pass through walls, floors, or footings sized a minimum of two nominal trade sizes larger than the conduit that must pass through the sleeve.

R. Equip all empty conduits with a pullwire or string capable of withstanding 200 pounds of pulling tension.

3.2 Execution for Outlet Boxes and Junction Boxes.

A. All devices shall be flush mounted unless specific written permission is obtained from the Engineer for a particular device in a particular location.

B. Install outlet boxes in walls, and provide plaster rings such that wall finish contractor's finish is flush against the edge of the plaster ring. Workmanship will not be accepted where the hole in the wall shows behind the cover plate, or the wall finish is uneven or unpainted at the edge of the cover plate.

C. Use round or square ceiling outlet boxes as required for the device being installed. The ceiling shall be finished flush against the box; the fixture shall completely cover the box and mount tight against the ceiling. Coordinate the requirements of the fixture prior to installing the box.

D. Provide junction boxes, pull boxes, and conduit fittings where required by the NEC to limit the number of bends in the raceway, and where required to prevent damage to conductors due to long runs.

E. Junction boxes and pull boxes installed in the ground outside shall be Quazite Composolite or approved equal. Mount the boxes over 24" of washed gravel fill. If splices are to be made inside the boxes, the boxes shall be of the type furnished with a bottom, and all conduit connections shall be watertight. In addition, all conductor splices shall be made watertight using an appropriate splice kit as manufactured by 3M, or an approved equal.

END OF SECTION 260533

SECTION 260573 - ELECTRICAL STUDIES

PART 1 – GENERAL

1.1 The Electrical Studies in this specification shall be performed by the electrical gear Manufacturer. The Electrical Studies shall be preliminarily performed at the electrical gear submittal time and then updated when all of the electrical gear is installed and the exact electrical parameters are known.

1.2 The purpose of the preliminary study (Fault Current Study) is to verify that the electrical gear is specified with the correct AIC ratings for the facilities' power system. The initial study shall be conducted using the electrical gear specified in the construction documents. The Single Line Diagram in the construction drawings shall be used for circuitry sizes of the major electrical gear. The Power, Mechanical, and Equipment Plans in the construction drawings shall be used for circuitry sizes of the remaining electrical gear. The Utility transformer shall be modeled using "worst case" parameters for impedance and infinite short circuit current available at the primary of the transformer. Dry type transformers shall be modeled using typical impedances for the size of transformer specified. Emergency generators shall be modeled using "worst case" parameters for sub-transient reactance and a typical decrement curve for the kW size of generator specified utilizing a permanent magnet alternator. The Electrical Contractor shall assist the electrical gear Manufacturer's Engineer with estimated circuitry lengths. The studies shall be run, evaluated, and then submitted along with the electrical gear submittals. The equipment AIC ratings on the Drawings and in the Specifications represent the minimum acceptable ratings. Higher rated equipment shall be provided as necessary, based on study results. Electrical gear submittals will not be approved without the results of this study. An electronic copy of the power system model shall be saved by the electrical gear Manufacturer's Engineer.

1.3 After all of the electrical gear is installed and the exact electrical parameters of the project are known, the Electrical Contractor shall give that information to the electrical gear Manufacturer's Engineer. The saved power system model shall be updated with the exact utility X/R ratios (three phase and phase-to-ground), utility primary voltage over-current protection devices, transformer impedances, circuitry sizes, circuitry lengths, generator sub-transient reactance, and generator overload curves. The purpose of updating the preliminary power system model is to provide accurate information for Arc Flash Labels, Available Fault Current Labels, and Protective Device Settings. A Fault Current Study, a Protective Device Coordination Study, and an Arc Flash Study shall be run, evaluated, and then submitted to the electrical engineer for approval. The approved study report shall be used for setting the Protective Devices, producing Arc Flash Labels, and producing Available Fault Current Labels.

PART 2 – ELECTRICAL STUDIES PERFORMED

2.1 PROTECTIVE DEVICE COORDINATION AND ARC FLASH STUDIES

A. The Contractor shall employ the equipment Manufacturer's Engineers to perform the Protective Device Coordination and Arc Flash studies. The Engineer responsible for the study shall perform such work as his job responsibility, and shall have performed at least 100 such studies in his career. Submit the Engineer's credentials with the study results.

B. Analyses shall be prepared to demonstrate that the equipment and system to be provided meet the specified requirements for equipment ratings, coordination, and protection. They shall include a fault current analysis and protective device coordination study.

C. Scope of Analyses. The Fault Current Analysis, Protective Device Coordination, and Arc Flash Studies shall include all electrical equipment where the incident energy level is greater than 1.2 Cal/cm^2. The term electrical gear shall include the following: Transformers (Utility & Dry Type), Switchboards,

Panelboards, Motor Control Centers, Disconnects, Loadcenters, Enclosed Circuit Breakers, Motor Starters, Contactors, etc.

D. Determination of Facts. The time-current characteristics, features, and nameplate data for each existing protective device shall be determined and documented. The Contractor shall coordinate with the commercial power company for three phase and single phase fault current availability and X/R ratios at the site.

E. Single-Line Diagram. Provide a single-line diagram to show the electrical system buses, devices, transformation points, and all sources of fault current (including generator and motor contributions). A fault-impedance diagram or a computer analysis diagram shall be provided. Each bus, device or transformation point shall have a unique identifier. If a fault-impedance diagram is provided, impedance data shall be shown. Locations of switches, breakers, and circuit interrupting devices shall be shown on the diagram, together with available fault data, and the device interrupting rating.

F. Arc Flash Hazard Analysis:

1. Method. The Arc Flash Hazard analysis shall be performed in accordance with the latest applicable NFPA 70E, OSHA 29-CFR, Part 1910 Sub part S, IEEE 1584, and NESC Standards. The study must be performed using IEEE 1584 for equipment rated 50 to 15kV and NESC for equipment rated above 15kV. The use of NFPA 70E Task Tables to determine Hazard Classification is not acceptable.

2. Data. The analysis shall consider all operating scenarios during normal conditions, alternate operations, emergency power conditions, and any other operations, which could result in maximum Arc Flash Hazard. The label shall list the maximum incidental energy calculated and the scenario. Possible scenarios include, but are not limited to: Normal Utility Power, Emergency Generator Power, Bus Tie Breaker Open, Bus Tie Breaker Closed, UPS Power, etc..

G. Fault Current Analysis:

1. Method. The fault current analysis shall be performed in accordance with methods described in IEEE Std 242, and IEEE Std 399.

2. Data. Actual data shall be utilized in final fault calculations. Bus characteristics and transformer impedances shall be those proposed for the initial analysis. Data shall be documented in the report.

G. Fault Current Availability. Balanced three-phase fault, bolted line-to-line fault, and line-to-ground fault current values shall be provided at each voltage transformation point and at each power distribution bus. This data shall be shown in tabular form on the diagram or in the report.

H. Coordination Study. The study shall demonstrate that the maximum possible degree of selectivity has been obtained between all electrical equipment, consistent with protection of equipment and conductors from damage from overloads and fault conditions. The study shall include a description of the coordination of the protective devices in this project. Provide a written narrative that describes: which devices may operate in the event of a fault at each bus; the logic used to arrive at device ratings and settings; any situations where system coordination is not achievable due to device limitations (an analysis of any device curves which overlap); coordination between upstream and downstream devices; and settings. Provide recommendations to improve or enhance system reliability and detail where such changes would involve additions or modifications to the Contract. Cost changes (addition or reduction) shall be provided. Composite coordination plots shall be provided on log-log graph paper.

I. Study Reports (Initial and Final)

1. The reports shall include a narrative: the analyses performed; the bases and methods used; and the desired method of coordinated protection of the power system.

2. The reports shall include descriptive and technical data for existing devices and new protective devices proposed. The data shall include Manufacturer's published data, nameplate data, and definition of the fixed or adjustable features of the existing or new protective devices.

3. The reports shall document utility company data including system voltages, fault MVA, system three phase X/R ratio and magnitude, system single line to ground X/R ratio and magnitude, time-current characteristic curves, current transformer ratios, relay device curves, and protective device ratings & settings.

4. The reports shall contain fully coordinated composite time-current characteristic curves for each bus in the system as required to ensure coordinated power system protection between protective devices or equipment. The report shall include recommended devices or equipment. The report shall include recommended ratings and settings of all protective devices in tabulated form.

5. The reports shall provide the calculations performed for the analyses including computer analysis programs utilized. The name of the software package, developer, and version number shall be provided.

PART 3 – LABELS

3.1 The Electrical Gear Manufacturer shall print Arc Flash Labels for all electrical gear [Switchboards, Panelboards, Transformers (all except Utility), Motor Control Centers, Disconnects, Loadcenters, Enclosed Circuit Breakers, Motor Starters, Contactors, etc.] complying with the label detail in the construction drawings. The labels shall be of a type and quality to last in the environment in which they are installed. The labels shall be furnished to the Electrical Contractor for installation.

3.2 The Electrical Contractor shall make the Available Fault Current Labels complying with the label detail in the construction drawings for each piece of electrical gear. The Protective Device Coordination Study report shall be used for providing the Available Fault Current at each location. The labels shall comply with NEC Article 110.24 of the 2011 edition. Available Fault Current labels shall be of a type and quality to last in the environment in which they are installed. The labels shall be mounted according to the label detail in the construction drawings.

END OF SECTION 260573

SECTION 260923 - SWITCHES AND RECEPTACLES

PART 1 – GENERAL

Furnish and install all switches and receptacles in accordance with this specification and the requirements of the NEC.

PART 2 – PRODUCTS

2.1 ACCEPTABLE MANUFACTURERS

Switches and receptacles shall be manufactured by Hubbell, Cooper Wiring Devices, Leviton, or Pass & Seymour.

2.2 GENERAL

A. Switches and receptacles shall be specification grade. They shall have ampacity and voltage ratings suitable for the application in which they are used.

B. Consult architect or engineer for device colors prior to ordering devices.

C. Provide brushed stainless steel cover plates for all devices. A single cover plate shall cover all devices in one box.

D. Light switches shall be 20 Ampere, 120-277V back-wired and side-wired toggle switches. They shall be rated up to 2 HP at 240V. Each switch shall be equipped with a grounding screw. Switches shall be Hubbell CSB series or approved equal.

E. Duplex NEMA 5-20R receptacles shall be Hubbell HBL 5362A or approved equal.

F. Duplex GFI NEMA 5-20R receptacles shall be Hubbell HBL GF5362A or approved equal.

G. Weatherproof while-in-use cover plates shall be Teddico #34017-7 or approved equal. Cover plates shall be single gang, lockable, and constructed of heavy duty die cast metal.

H. All 125V, 15 and 20 ampere receptacles installed in dwelling units shall be of the tamper-resistant type.

I. All 15 and 20 ampere, 125 and 250V non-locking receptacles installed in wet or damp locations shall be listed as the weather-resistant type.

J. Devices furnished in this Contract, but not listed above, shall be of the same standard of quality as those items listed.

PART 3 – EXECUTION

3.1 Flush mount all devices unless specific written permission is obtained from the Engineer for a particular device in a particular location.

3.2 Install all devices vertically unless the drawings specifically state that the particular device should be mounted horizontally.

3.3 Install receptacles with the ground slot up.

END OF SECTION 260923

SECTION 260926 - VACANCY SENSORS

PART 1 - GENERAL

1.1 Furnish and install a complete system of Vacancy sensors as shown on the drawings and as specified herein to comply with IECC 2012. The drawings are provided to show the general scope of the work, and show the absolute minimum components required. Actual system components, quantities, and locations shall be determined by the motion detector vendor and provided to the Contractor with the installation shop drawings.

1.2 The Contractor and Sales Representatives are advised to take notice of specified component characteristics when attempting to select and propose substitutions. It is highly unlikely that substitutions on a one-for-one component basis will produce results that provide acceptable system performance.

1.3 Provide all power packs, hardware, software, devices, circuitry, and other components, material, and labor required to install, configure, and test the entire system to the satisfaction of the Architect, Owner, and Engineer.

1.4 Submit six sets of manufacturer's cut sheets describing completely all equipment, and six sets of shop drawings showing all circuitry including terminal-to-terminal connections.

1.5 The wiring diagrams on these drawings are based on our best interpretation of the manufacturer's data that was available at the time of design; however, they shall not be used for system installation and configuration. The controls equipment vendor is expected to be thoroughly knowledgeable of the equipment that is being proposed, and shall provide detailed shop drawings tailored for each circuit and lighting zone on the project. General manufacturer's data sheets shall not be acceptable. The shop drawings shall be suitable for the installing electrician to use for complete installation of the circuitry without referring to data sheets or installation manuals for connection of lighting control equipment. These requirements shall be followed whether the specified equipment, or products of other manufacturers, is provided.

PART 2 - PRODUCTS

2.1 Hallway Vacancy sensors: Vacancy sensors used in the hallways shall be passive infrared, ceiling-mounted units with a coverage of 6' x 130'. They shall be Sensor Switch HW13 WV BR or approved equal.

2.2 Wall mounted LED lighting controls shall be 0-10V dimmer/vacancy sensor type equal to Lutron MS-Z101-V-XX

2.3 Wall mounted lighting controls shall be dual technology (ultrasonice/passive infrared) dual relay vacancy sensor type equal to Lutron MS-B202-V-XX

2.4 Areas up to 500 Square Feet: Ceiling mounted Vacancy sensors used in areas up to 500 square feet shall be dual technology infrared and passive infrared, ceiling-mounted units with a 360 degree, 500 square foot coverage.

2.5 Power Packs: Power packs shall be of the same manufacturer as the Vacancy sensors. Each shall be capable of controlling a 20 ampere circuit. They shall be rated for operation at the voltage of the system on which they will be used.

2.6 Circuitry: Provide control circuitry as required by the manufacturer for optimum system operation, but no less than the following: Control cables shall be 3-conductor #22 AWG copper with an overall jacket. Adjust conductor sizes as required to overcome unacceptable voltage drop.

PART 3 - EXECUTION

3.1 Vacancy sensors shall be provided so that their coverage areas overlap and there are no dead zones in the rooms where persons may stand and not be detected.

3.2 Vacancy Sensors shall be set for “manual on/automatic off” operation.

3.3 All work shall be done by qualified system technicians.

3.4 Wiring, including control wiring, shall be in Raceways meeting Specification 260533.

3.5 Guarantee workmanship and material for a period of one year after final acceptance. During the warranty period, repair or replace faulty equipment at no cost to the Owner for labor, material, or expenses.

3.6 Upon completion of job, test entire system. After testing submit a certificate to the Architect stating verification of the following:

PART 4 – CLOSE-OUT DOCUMENTS

4.1 Provide the following documents to the Architect for delivery to the Owner at the time of substantial completion:

A. Written Guarantee
B. Two sets of data prepared by the manufacturer for each item of electrical equipment completely describing each piece of equipment. The data shall include parts lists, a description of operation, shop drawings, wiring diagrams, maintenance procedures, and other literature required for operation and maintenance of equipment.

4.2 Instruct the Owner on system operational procedures. Notify the Owner and Architect at least one week in advance of the training session. Provide written step-by-step instructional material.

4.3 Notify the General Contractor that you are to present during the Pre-final Inspection. During that inspection, demonstrate all system functionality and capabilities; remove cover plates and panels covers as required to show the quality of the installation. The Owner, Architect, and Engineer reserve the right to reject unsuitable workmanship or performance.

END OF SECTION 260926

SECTION 262400 - PANELBOARDS

PART 1 – GENERAL

1.1 Furnish and install all panelboards, complete with their circuit breakers, phase buses, neutral buses, ground buses, structural supports, and other equipment necessary for complete systems.

1.2 The equipment vendor shall perform all calculations necessary and provide complete Arc Flash Labels as required by the National Electrical Cod (NEC) and the drawings. Note: The drawings typically require more detail than required by the NEC.

PART 2 – PRODUCTS

2.1 GENERAL

A. Panelboards shall be designed, manufactured, and tested to be in compliance with NEMA PB 1, UL 50, UL 67, UL 489, NFPA 70, and the ASTM.

B. Circuit breakers shall be designed, manufactured, and tested to be in compliance with NEMA AB 1, UL 489, and Federal Specification W-C-375B/GEN.

C. Panelboards shall be UL listed for service entrance where used for that purpose.

D. Panelboard ampere interrupting current (AIC) ratings shall equal the lowest rated device in the panelboard. Provide panelboards with the AIC ratings shown on the Contract Drawings. Buses shall be braced to withstand the AIC rating shown on the drawings. Series ratings shall only be used where shown on the panelboard schedules.

E. All panelboards shall be furnished with dead-front, door-in-door construction.

F. Lug locations shall be determined during the creation of shop drawings for proper arrangement with the raceway system.

G. Buses shall be constructed of 98% conductivity copper or equivalently rated aluminum.

H. Panelboard enclosures shall be NEMA 1 when they are to be mounted indoors, and NEMA 3R when they are to be mounted outdoors. Provide special enclosures where shown on the Contract Drawings.

2.2 ACCEPTABLE MANUFACTURERS

Panelboards shall be manufactured by Siemens, Square D, General Electric, or Cutler Hammer.

2.3 PANELBOARD CLASSES

A. Power distribution panelboards shall be available with mains and branch devices up to 1200 amperes. AIC ratings shall be available up to 200,000 Amperes. Power distribution panelboards shall be equipped with a nameplate containing the appropriate system voltage, number of wires, and number of phases for the system on which they are installed.

B. In 480Vac and less applications where a main breaker not exceeding 600 Amperes is required, the AIC rating does not exceed 65,000 Amperes, and no branch breakers exceed 125Amperes, Square D NF and equivalent panelboards may be used.

C. In 480Vac and less applications where a main breaker not exceeding 225 Amperes is required, the AIC rating does not exceed 14,000 Amperes, and no branch breakers exceed 100Amperes, Square D NEHB and equivalent panelboards may be used.

D. In 240Vac and less applications where a main breaker not exceeding 400 Amperes or main lugs not exceeding 600 Amperes is required, the AIC rating does not exceed 22,000 Amperes, and no branch breakers exceed 125 Amperes, Square D NQOD and equivalent panelboards may be used.

2.4 CIRCUIT BREAKERS

A. Circuit breakers shall be thermal magnetic, molded-case with quick-make, quick-break contact action. They shall have thermal and magnetic tripping elements on each pole. Breakers with multiple poles shall have common tripping of all poles. Circuit breaker ampere ratings shall be stamped on the handle. Interrupting ratings of the circuit breakers shall be equivalent to the specified AIC rating of the panelboard. Breakers handles shall reside in a position between “ON” and “OFF” after a trip condition. Breakers shall be rated HACR when used for heating, air-conditioning, and refrigeration; HID when used with High Intensity Discharge fixtures; and shall be rated SWD when used for switching duty.

B. Circuit breaker sizes for motor loads are based on Square D recommendations for use of their breakers at the motor horsepowers listed on the mechanical drawings. If equipment is used other than Square D, adjust breaker sizes per the manufacturer’s recommendations.

C. Each circuit breaker supplying a multiwire branch circuit shall be installed with a manufacturer supplied handle tie to simultaneously disconnect all ungrounded conductors. Each multiwire branch circuit shall comply with NEC article 210.4.

D. Circuit breakers with slash ratings, such as 120/240V or 480Y/277V, shall be used in solidly grounded systems where the nominal voltage of any conductor to ground does not exceed the lower of the two values of the breaker’s voltage rating and the nominal voltage between any two conductors does not exceed the higher value of the circuit breaker’s voltage rating.

E. Circuit breakers with straight voltage ratings, such as 240V or 480V, shall be used in systems other than solidly grounded systems (Corner-Grounded Delta, Ungrounded, Impedance Grounded, etc.) where the nominal voltage between any two conductors does not exceed the circuit breaker’s voltage rating. A two-pole circuit breaker shall not be used to protect a three-phase, Corner-Grounded Delta system unless the circuit breaker is marked 1Φ-3Φ.

PART 3 – EXECUTION

3.1 Install panelboards in complete compliance with all manufacturers’ installation instructions.

3.2 Install conductors neatly in panelboards. Group and tie-wrap circuits that share a common neutral.

3.3 Number circuits exactly as shown on the contract drawings.

END OF SECTION 262400

SECTION 262800 - DISCONNECTS AND SEPARATELY-MOUNTED CIRCUIT BREAKERS

PART 1 – GENERAL

Furnish and install all disconnects and separately mounted circuit breakers as shown on the drawings, specified herein, and required by the NEC.

PART 2 – PRODUCTS

2.1 GENERAL

A. Disconnects shall be of the heavy-duty type, and shall be UL listed for service entrance use. They shall meet or exceed the requirements of NEMA Standard KS1. Provide fuses sized to appropriately protect the load served. Equipment manufacturer's recommendations shall take precedence over the Contract Drawings.

B. Fuses shall be dual element, time-delay, Class J fuses. They shall be Bussman Low-Peak or approved equal.

C. Circuit breakers shall be thermal magnetic, molded-case with quick-make, quick-break contact action. They shall have thermal and magnetic tripping elements on each pole. Breakers with multiple poles shall have common tripping of all poles. Circuit breaker ampere ratings shall be stamped on the handle. Interrupting ratings of the circuit breakers shall be equivalent to the specified AIC rating of the panelboard. Breakers handles shall reside in a position between "ON" and "OFF" after a trip condition. Breakers shall be rated HACR when used for heating, air-conditioning, and refrigeration; HID when used with High Intensity Discharge fixtures; and shall be rated SWD when used for switching duty.

D. Circuit breaker sizes for motor loads are based on Square D recommendations for use of their breakers at the motor horsepowers listed on the mechanical drawings. If equipment is used other than Square D, adjust breaker sizes per the manufacturer's recommendations.

E. Circuit breakers with slash ratings, such as 120/240V or 480Y/277V, shall be used in solidly grounded systems where the nominal voltage of any conductor to ground does not exceed the lower of the two values of the breaker's voltage rating and the nominal voltage between any two conductors does not exceed the higher value of the circuit breaker's voltage rating.

F. Circuit breakers with straight voltage ratings, such as 240V or 480V, shall be used in systems other than solidly grounded systems (Corner-Grounded Delta, Ungrounded, Impedance Grounded, etc.) where the nominal voltage between any two conductors does not exceed the circuit breaker's voltage rating. A two-pole circuit breaker shall not be used to protect a three-phase, Corner-Grounded Delta system unless the circuit breaker is marked 1Φ-3Φ.

G. Disconnect and individually-mounted circuit breaker ampere interrupting current (AIC) ratings shall equal the rating of the panelboard from which they are fed unless otherwise noted.

H. Buses shall be constructed of 98% conductivity copper or equivalently rated aluminum.

I. Switches shall be horsepower rated where used to serve motors.

J. Enclosures shall be NEMA 1 when they are to be mounted indoors, NEMA 3R when they are to be mounted outdoors, and NEMA 4X where they are subject to washdown. Provide special enclosures where shown on the Contract Drawings.

2.2 ACCEPTABLE MANUFACTURERS

Disconnects and separately-mounted circuit breakers shall be manufactured by Siemens, Square D, General Electric, or Cutler Hammer.

PART 3 – EXECUTION

3.1 Install disconnects and individually-mounted circuit breakers in complete compliance with all manufacturers' installation instructions. Where necessary, provide structural supports and bracing for installation.

3.2 Disconnects are to be surface-mounted.

3.3 Individually-mounted circuit breakers are to be flush-mounted unless otherwise shown.

END OF SECTION 262800

SECTION 264300 - SURGE PROTECTIVE DEVICE (SPD)

PART 1 – GENERAL

1.1 SCOPE

A. The Contractor shall furnish and install the Surge Protective Device (SPD) equipment having the electrical characteristics, ratings, and modifications as specified herein and as shown on the contract drawings. To maximize performance and reliability and to obtain the lowest possible let-through voltages, the ac surge protection shall be integrated into electrical distribution equipment such as switchgear, switchboards, panelboards, busway (integrated within bus plug), or motor control centers. Refer to related sections for surge requirements in:

1.2 RELATED SECTIONS

A. Section 262400 – Panelboards

1.3 REFERENCES

A. SPD units and all components shall be designed, manufactured, and tested in accordance with the latest applicable UL standard (ANSI/UL 1449 3rd Edition).

1.4 SUBMITTALS – FOR REVIEW/APPROVAL

A. The following information shall be submitted to the Engineer:

1. Provide verification that the SPD complies with the required ANSI/UL 1449 3rd Edition listing by Underwriters Laboratories (UL) or other Nationally Recognized Testing Laboratory (NRTL). Compliance may be in the form of a file number that can be verified on UL's website or on any other NRTL's website, as long as the website contains the following information at a minimum: model number, SPD Type, system voltage, phases, modes of protection, Voltage Protection Rating (VPR), and Nominal Discharge Current (I_n).
2. For sidemount mounting applications (SPD mounted external to electrical assembly), electrical/mechanical drawings showing unit dimensions, weights, installation instruction details, and wiring configuration.

B. Where applicable the following additional information shall be submitted to the engineer:

1. Descriptive bulletins
2. Product sheets

1.5 SUBMITTALS – FOR CONSTRUCTION

A. The following information shall be submitted for record purposes:

1. Final as-built drawings and information for items listed in Section 1.04 and shall incorporate all changes made during the manufacturing process

1.6 QUALIFICATIONS

A. The manufacturer of the assembly shall be the manufacturer of the major components within the assembly.

B. For the equipment specified herein, the manufacturer shall be ISO 9001 or 9002 certified.
C. The manufacturer of this equipment shall have produced similar electrical equipment for a minimum period of five (5) years. When requested by the Engineer, an acceptable list of installations with similar equipment shall be provided demonstrating compliance with this requirement.

D. The SPD shall be compliant with the Restriction of Hazardous Substances (RoHS) Directive 2002/95/EC.

1.7 DELIVERY, STORAGE AND HANDLING

A. Equipment shall be handled and stored in accordance with manufacturer's instructions. One (1) copy of manufacturer's instructions shall be included with the equipment at time of shipment.

1.8 OPERATION AND MAINTENANCE MANUALS

A. Operation and maintenance manuals shall be provided with each SPD shipped.

PART 2 – PRODUCTS

2.1 MANUFACTURERS

A. Eaton Cutler-Hammer

The listing of specific manufacturers above does not imply acceptance of their products that do not meet the specified ratings, features, and functions. Manufacturers listed above are not relieved from meeting these specifications in their entirety. Products in compliance with the specification and manufactured by others not named will be considered only if pre-approved by the Engineer ten (10) days prior to bid date.

2.2 VOLTAGE SURGE SUPPRESSION – GENERAL

B. Electrical Requirements

1. Unit Operating Voltage – Refer to drawings for operating voltage and unit configuration.
2. Maximum Continuous Operating Voltage (MCOV) – The MCOV shall not be less than 125% of the nominal system operating voltage.
3. The suppression system shall incorporate thermally protected metal-oxide varistors (MOVs) as the core surge suppression component for the service entrance and all other distribution levels. The system shall not utilize silicon avalanche diodes, selenium cells, air gaps, or other components that may crowbar the system voltage leading to system upset or create any environmental hazards.
4. Protection Modes – The SPD must protect all modes of the electrical system being utilized. The required protection modes are indicated by bullets in the following table:

	Protection Modes			
Configuration	L-N	L-G	L-L	N-G
Wye	●	●	●	●
Delta	N/A	●	●	N/A
Single Split Phase	●	●	●	●
High Leg Delta	●	●	●	●

5. Nominal Discharge Current (I_n) – All SPDs applied to the distribution system shall have a 20kA I_n rating regardless of their SPD Type (includes Types 1 and 2) or operating voltage. SPDs having an I_n less than 20kA shall be rejected.
6. ANSI/UL 1449 3rd Edition Voltage Protection Rating (VPR) – The maximum ANSI/UL 1449 3rd Edition VPR for the device shall not exceed the following:

Modes	208Y/120	480Y/277	600Y/347
L-N; L-G; N-G	700	1200	1500
L-L	1200	2000	3000

C. SPD Design

1. Maintenance Free Design – The SPD shall be maintenance free and shall not require any user intervention throughout its life. SPDs containing items such as replaceable modules, replaceable fuses, or replaceable batteries shall not be accepted. SPDs requiring any maintenance of any sort such as periodic tightening of connections shall not be accepted. SPDs requiring user intervention to test the unit via a diagnostic test kit or similar device shall not be accepted.
2. Balanced Suppression Platform – The surge current shall be equally distributed to all MOV components to ensure equal stressing and maximum performance. The surge suppression platform must provide equal impedance paths to each matched MOV. Designs incorporating replaceable SPD modules shall not be accepted.
3. Electrical Noise Filter – Each unit shall include a high-performance EMI/RFI noise rejection filter. Noise attenuation for electric line noise shall be up to 50 dB from 10 kHz to 100 MHz using the MIL-STD-220A insertion loss test method. Products unable able to meet this specification shall not be accepted.
4. Internal Connections – No plug-in component modules or printed circuit boards shall be used as surge current conductors. All internal components shall be soldered, hardwired with connections utilizing low impedance conductors.
5. Monitoring Diagnostics – Each SPD shall provide the following integral monitoring options:
   a. Protection Status Indicators - Each unit shall have a green / red solid-state indicator light that reports the status of the protection on each phase.

      i. For wye configured units, the indicator lights must report the status of all protection elements and circuitry in the L-N and L-G modes. Wye configured units shall also contain an additional green / red solid-state indicator light that reports the status of the protection elements and circuitry in the N-G mode. SPDs that indicate only the status of the L-N and L-G modes shall not be accepted.

      ii. For delta configured units, the indicator lights must report the status of all protection elements and circuitry in the L-G and L-L modes.

      iii. The absence of a green light and the presence of a red light shall indicate that damage has occurred on the respective phase or mode. All protection status indicators must indicate the actual status of the protection on each phase or mode. If power is removed from any one phase, the indicator lights must continue to indicate the status of the protection on all other phases and protection modes. Diagnostics packages that simply indicate whether power is present on a particular phase shall not be accepted.

b. Remote Status Monitor – The SPD must include Form C dry contacts (one NO and one NC) for remote annunciation of its status. Both the NO and NC contacts shall change state under any fault condition.
c. Audible Alarm and Silence Button – The SPD shall contain an audible alarm that will be activated under any fault condition. There shall also be an audible alarm silence button used to silence the audible alarm after it has been activated.
d. ∃Surge Counter – The SPD shall be equipped with an LCD display that indicates to the user how many surges have occurred at the location. The surge counter shall trigger each time a surge event with a peak current magnitude of a minimum of 50 ± 20A occurs. A reset pushbutton shall also be standard, allowing the surge counter to be zeroed. The reset button shall contain a mechanism to prevent accidental resetting of the counter via a single, short-duration button press. In order to prevent accidental resetting, the surge counter reset button shall be depressed for a minimum of 2 seconds in order to clear the surge count total.

i. The ongoing surge count shall be stored in non-volatile memory. If power to the SPD is completely interrupted, the ongoing count indicated on the surge counter's display prior to the interruption shall be stored in non-volatile memory and displayed after power is restored. The surge counter's memory shall not require a backup battery in order to achieve this functionality.

6. Overcurrent Protection

a. The unit shall contain thermally protected MOVs. These thermally protected MOVs shall have a thermal protection element packaged together with the MOV in order to achieve overcurrent protection of the MOV. The thermal protection element shall disconnect the MOV(s) from the system in a fail-safe manner should a condition occur that would cause them to enter a thermal runaway condition.

7. Fully Integrated Component Design – All of the SPD's components and diagnostics shall be contained within one discrete assembly. SPDs or individual SPD modules that must be ganged together in order to achieve higher surge current ratings or other functionality shall not be accepted.

8. Safety Requirements

a. The SPD shall minimize potential arc flash hazards by containing no user serviceable / replaceable parts and shall be maintenance free. SPDs containing items such as replaceable modules, replaceable fuses, or replaceable batteries shall not be accepted. SPDs requiring any maintenance of any sort such as periodic tightening of connections shall not be accepted. SPDs requiring user intervention to test the unit via a diagnostic test kit or similar device shall not be accepted.

b. SPDs designed to interface with the electrical assembly via conductors shall require no user contact with the inside of the unit. Such units shall have any required conductors be factory installed.

c. Sidemount SPDs shall be factory sealed in order to prevent access to the inside of the unit. Sidemount SPDs shall have factory installed phase, neutral, ground and remote status contact conductors factory installed and shall have a pigtail of conductors protruding outside of the enclosure for field installation.

2.3 SYSTEM APPLICATION

A. The SPD applications covered under this section include distribution and branch panel locations, busway, motor control centers (MCC), switchgear, and switchboard assemblies. All SPDs shall be tested and demonstrate suitability for application within ANSI/IEEE C62.41 Category C, B, and A environments.

B. Surge Current Capacity – The minimum surge current capacity the device is capable of withstanding shall be as shown in the following table:

Minimum surge current capacity based on ANSI / IEEE C62.41 location category			
Category	Application	Per Phase	Per Mode
C	Service Entrance Locations (Switchboards, Switchgear, MCC, Main Entrance)	250 kA	125 kA
B	High Exposure Roof Top Locations (Distribution Panelboards)	160 kA	80 kA
A	Branch Locations (Panelboards, MCCs, Busway)	120 kA	60 kA

C.SPD Type – all SPDs installed on the line side of the service entrance disconnect shall be Type 1 SPDs. All SPDs installed on the load side of the service entrance disconnect shall be Type 1 or Type 2 SPDs.

2.4 LIGHTING AND DISTRIBUTION PANELBOARD REQUIREMENTS

A. The SPD application covered under this section includes lighting and distribution panelboards. The SPD units shall be tested and demonstrate suitability for application within ANSI/IEEE C62.41 Category B environments.

1. The SPD shall not limit the use of through-feed lugs, sub-feed lugs, and sub-feed breaker options.
2. SPDs shall be installed immediately following the load side of the main breaker. SPDs installed in main lug only panelboards shall be installed immediately following the incoming main lugs.
3. The panelboard shall be capable of re-energizing upon removal of the SPD.
4. The SPD shall be interfaced to the panelboard via a direct bus bar connection. Alternately, an SPD connected to a 30A circuit breaker for disconnecting purposes may be installed using short lengths of conductors as long as the conductors originate integrally to the SPD. The SPD shall be located directly adjacent to the 30A circuit breaker.
5. The SPD shall be included and mounted within the panelboard by the manufacturer of the panelboard.
6. The SPD shall be of the same manufacturer as the panelboard.
7. The complete panelboard including the SPD shall be UL67 listed.

B. Sidemount Mounting Applications Installation (SPD mounted external to electrical assembly)
1. Lead length between the breaker and suppressor shall be kept as short as possible to ensure optimum performance. Any excess conductor length shall be trimmed in order to minimize let-through voltage. The installer shall comply with the manufacturer's recommended installation and wiring practices.

C. Switchgear, Switchboard, MCC and Busway Requirements

1. The SPD application covered under this section is for switchgear, switchboard, MCC, and busway locations. Service entrance located SPDs shall be tested and demonstrate suitability for application within ANSI/IEEE C62.41 Category C environments.
2. The SPD shall be of the same manufacturer as the switchgear, switchboard, MCC, and busway

3. The SPD shall be factory installed inside the switchgear, switchboard, MCC, and/or bus plug at the assembly point by the original equipment manufacturer
4. Locate the SPD on the load side of the main disconnect device, as close as possible to the phase conductors and the ground/neutral bar.
5. The SPD shall be connected through a disconnect (30A circuit breaker). The disconnect shall be located in immediate proximity to the SPD. Connection shall be made via bus, conductors, or other connections originating in the SPD and shall be kept as short as possible.
6. The SPD shall be integral to switchgear, switchboard, MCC, and/or bus plug as a factory standardized design.
7. All monitoring and diagnostic features shall be visible from the front of the equipment.

2.5 ENCLOSURES

A. All enclosed equipment shall have NEMA 1 general purpose enclosures, unless otherwise noted. Provide enclosures suitable for locations as indicated on the drawings and as described below:

1. NEMA 1 – Constructed of a polymer (units integrated within electrical assemblies) or steel (sidemount units only), intended for indoor use to provide a degree of protection to personal access to hazardous parts and provide a degree of protection against the ingress of solid foreign objects (falling dirt).
2. NEMA 4 – Constructed of steel intended for either indoor or outdoor use to provide a degree of protection against access to hazardous parts; to provide a degree of protection of the equipment inside the enclosure against ingress of solid foreign objects (dirt and windblown dust); to provide a degree of protection with respect to the harmful effects on the equipment due to the ingress of water (rain, sleet, snow, splashing water, and hose directed water); and that will be undamaged by the external formation of ice on the enclosure. (sidemount units only)
3. NEMA 4X – Constructed of stainless steel providing the same level of protection as the NEMA 4 enclosure with the addition of corrosion protection. (sidemount units only)

PART 3 – EXECUTION

3.1 EXAMINATION

3.2 FACTORY TESTING

A. Standard factory tests shall be performed on the equipment under this section. All tests shall be in accordance with the latest version of NEMA and UL standards.

3.3 INSTALLATION

A. The Contractor shall install all equipment per the manufacturer's recommendations and the contract drawings.

3.4 WARRANTY

A. The manufacturer shall provide a full ten (10) year warranty from the date of shipment against any SPD part failure when installed in compliance with manufacturer's written instructions and any applicable national or local code.

END OF SECTION 264300

SECTION 265100 - LIGHTING

PART 1 – GENERAL

Provide all lighting fixtures (luminaires), lamps, end caps, connectors, fittings, structural support members, supports, brackets, etc., for a complete and operable lighting system.

PART 2 – PRODUCTS

2.1 LUMINAIRES

A. Luminaires are shown in the Luminaire Schedule on the drawings to establish a standard of quality. Manufacturer's names and model numbers shall not be interpreted as a proprietary specification. Notify the engineer at least two weeks prior to bid if an equivalent for a fixture listed in the schedule is not readily available,

B. Prior to submitting electrical equipment brochures for review and approval, coordinate with the General Contractor and verify that the fixtures are appropriate for the ceiling types in which they are shown to be installed. Also verify that ballast voltage on the submittals is appropriate for the electrical system on which the fixtures are to be installed (regardless of voltage listed in the part number in the Fixture Schedule). Submit with equipment brochures a certificate stating that these items of coordination have been completed.

2.2 LAMPS

A. Incandescent lamps shall be rated 125V and shall be of the appropriate size with the appropriate base configuration for installation in the fixture specified. Incandescent lamps shall be clear unless otherwise specified.

B. T8 fluorescent lamps shall be rapid-start with a Color Rendering Index (CRI) of 75 and a color temperature of 3500K.

C. T5 & T5HO fluorescent lamps shall be rapid-start with a Color Rendering Index (CRI) of 82 and a color temperature of 3500K.

D. HID Lamps shall be clear unless otherwise noted. They shall have a color temperature of 3500K. Coordinate base size with fixture socket prior to ordering lamps.

2.3 BALLASTS

A. Fluorescent luminaires shall be furnished with energy-saving, high power factor (0.9 or greater), electronic ballasts. Ballasts shall operate lamps without noticeable flicker and shall operate within the IES recommended noise levels. Ballasts shall operate at a frequency no less than 20,000 Hz. Total harmonic distortion shall be less than 10%. Ballasts shall be able to withstand voltage transients in accordance with IEEE C62.41, Category A for normal and common modes. Ballasts shall be compatible with the lamps furnished. Furnish number and size of ballasts as required to operate the number of lamps indicated with the control schemes shown.

B. Fluorescent ballasts for light fixtures controlled by occupancy sensors shall be programmed start ballasts with the lamps wired in parallel. Failure of one lamp shall leave the rest of the lamps illuminated.

C. Emergency Ballasts: Emergency Ballasts in fluorescent fixtures shall consist of an automatic power failure device, a test switch, and a pilot light that is visible from outside of the fixture. They shall contain a fully automatic solid state charger in a self-contained power pack. The fixture shall be factory wired in a manner that will allow the emergency lamps to be switched while still maintaining charging power to the battery. Wiring Diagrams shall be furnished with the fixture showing switching connections. The battery shall be of the sealed electrolyte type with the capacity to provide power to the lamps provided for a minimum of 90 minutes at a minimum output as indicated below:

Linear and U-Tube T-8 and T-12 Lamps	1100 Lumens
26W DTT	970 Lumens
26W TRT	450 Lumens
32W TRT	575 Lumens
42W TRT	1000 Lumens

The battery shall be able to operate unattended with no maintenance for a period of no less than five years. Emergency ballasts shall be fully compatible with solid state ballasts. Battery packs shall be mounted inside the fixture unless remotely mounted ballasts are shown on the drawings, or unless the fixture is of a type that does not have room for internally mounted battery packs.

D. HID ballasts shall be of the high power factor type (0.9 or greater).

E. Where quartz restrike fixtures are fed at voltages different than 120V, they shall be furnished with integral transformers and all equipment necessary to feed the quartz fixtures at 120V.

2.4 SUPPORTS

A. Provide all structural members necessary to support fixtures in locations shown on the contract drawings. Submit mounting and support details to the Architect or Engineer for approval with the project shop drawings. Notify the General Contractor prior to bid of any structural work that will be required to support the fixtures.

B. Provide hangers, cords, stems, etc., where required. Coordinate with the Architect or Engineer for proper stem lengths prior to ordering fixtures.

C. Support the ceiling grid at all four corners of recessed light fixtures.

D. Provide clips for fixtures installed in lay-in ceilings. Clips shall be equal to Erico Caddy clips # 515 or #515A.

PART 3 – EXECUTION

3.1 Raceways for lighting systems in accessible ceilings shall be run to junction boxes mounted in locations that do not interfere with the ceiling installation, the luminaire installation, or other building systems. Provide final connections to fixtures using conductors in flexible conduit. Flexible conduit whips shall not exceed six feet in length.

3.2 All recessed fixtures shall be mounted with their trims flush against the ceiling.

3.3 Comply completely with all manufacturers' installation instructions.

3.4 Fixtures shall be warranted for a period of one year after beneficial occupancy. Incandescent lamps shall be warranted for 90 days after beneficial occupancy. Fluorescent and HID lamps shall be warranted for 180 days after beneficial occupancy.

END OF SECTION 265100

DIVISION 27

ELECTRICAL

SECTION 273000 - TELEPHONE AND DATA SYSTEMS

PART 1 – GENERAL

1.1 Provide complete telephone and data systems in accordance with this specification and the contract drawings. All systems shall be furnished and installed to meet or exceed EIA/TIA Category 6 Standards.

1.2 All new wiring on this project shall conform to the EIA TIA 568A T568A scheme.

1.3 Prior to ordering equipment, provide six sets of manufacturer's cut sheets to the Architect or Engineer for the equipment to be installed. Also submit shop drawings showing the floor plan with all wiring tag identification and conduit and cable routing. Do not order any equipment without receiving submittals and shop drawings that have been reviewed and approved by the Engineer.

1.4 Contractors furnishing and installing telephone and data system components shall be regularly involved in furnishing and installing systems of the type specified. They shall have installed five systems similar in size and scope within the past six months. The Telephone and Data System Contractor shall pull the cable as well as install all jacks and make all other system terminations.

PART 2 – PRODUCTS

2.1 Outlet Boxes: Provide outlet boxes in accordance with Specification 260533.

2.2 Plaster Rings: Plaster rings shall be furnished to provide single-gang openings in outlet boxes unless otherwise noted.

2.3 Raceways: Provide raceways in accordance with Specification 260533.

2.4 Jacks: Provide outlet boxes with a strap containing the number of Jacks indicated on the drawings. Outlet jacks shall be 8-position, 8-conductor, RJ-45 jacks that are multivendor supportive accepting most phone and data plugs. Jacks shall have gold-plated (50 microinches minimum) contacts with 110 connections on the back. The jacks shall snap in the straps. The straps shall be colored to match the switches and receptacle color selected by the Architect. The straps shall be covered by a stainless steel wallplate identical to those of the receptacles and switches. Telephone outlet jacks shall be yellow; data jacks shall be blue.

2.5 Fiber Optic Cabling: Cable shall be a 12 strand 62.5/125 micron multimode. Bandwidth shall be 200MHz @ 850nm.

2.6 Cable: All cable shall be Category 6 rated and shall conform to or exceed the EIA/TIA 578 Commercial Building Wiring Standard, Horizontal Cable Section and the EIA/TIA Technical Systems Bulletin 36 for Unshielded Twisted Pair Cables. Other standards supported shall include IEEE 802.3, Ibase5, 10BASE-T; IEEE 802.5, 4 Mbps, 16 Mbps (328 ft/100m), 104 Workstations, proposed ANSI X3T9.5 TP-PMD requirements for UTP at 100 Mbps, and 155 MB ATM. Cabling shall be UL listed. Telephone cables shall be yellow; data cables shall be blue. All Cable shall be plenum rated.

2.7 Telephone and Data Backboard (TDBB): Wall mount a ¾" x 4' x 4' sheet of plywood, primed and painted with two coats of fire retardant paint of the color and finish selected by the Architect. Provide a ¼" x 4" x 17.75" copper ground block (Erico Eritech TMGB-A18L23PT or approved equal) on the wall, bond a #6 AWG copper conductor to the ground block with a two hole compression lug and run the #6 AWG ground wire to the

electrical power system ground. Bond the #6 AWG ground wire to the power system electrode using an exothermic weld.

2.8 Punchdown Blocks: Telephone cables shall terminate at the Telephone & Data Backboard on Punchdown Blocks. Telephone Cabling shall be terminated on 110 punchdown blocks maintaining the Category 6 rating. Furnish punchdown blocks for all telephone outlets in this contract plus 25% additional outlets.

2.9 Patch Panels: Data Cables shall terminate at the Telephone & Data Backboard in patch panels. Provide a patch panel (or panels) at each TDBB to accommodate all cabling plus 15% spare capacity. Provide crossconnecting cables as required to interconnect the patch panels providing the Owner a single connection point for a connection to a server.

2.10 Racks: Provide a 19" rack for mounting of the patch panels. The rack shall be mounted on the TDBB.

PART 3 – EXECUTION

3.1 Provide a 1" conduit extending from each outlet box to a point above the nearest accessible ceiling. Terminate the conduit with a protective bushing.

3.2 Route conductors from the outlet box, above the lay-in ceilings, and to the telephone and data backboard. Group, tie-wrap, and support the conductors from the structural ceiling above the lay-in ceiling. Provide conduit for sleeves where cables pass through areas with hard ceilings.

3.3 Provide a minimum of two data cables to each data outlet or combination telephone/data outlet. Provide one cable to each telephone outlet.

3.4 Mount plywood backboard securely to wall framing members. The bottom of the backboard shall be 6" above the finished floor.

3.5 Provide a #6 copper ground wire in 1" PVC conduit from the Telephone and Data Backboard to the Building Power System Ground.

3.6 Service Conduits: Provide two 4" PVC conduits with long radius elbows from the Telephone and Data Backboard to a pint 5' outside of the building. These conduits shall be for future use by the Owner. Conduits bends shall contain radii that are no less than 10 times the conduit diameter. Furnish conduits with pullstrings. Stub conduits up 4" above the floor at the Telephone and Data Backboard and cover with plastic caps. Do not glue the caps on the conduits. Seal conduits below grade to prohibit the entrance, of dirt, water, and gases. Service conduits shall be buried 24" to 36" below grade. Mark the end of the conduits by placing a vertical stick of conduit from the end of the conduit vertically to a point at least 12" above grade. Provide physical protection as well as warning tape attached to stakes around the marker.

3.7 Fiber Optic: Terminate all fiber optic strands at the rack in a fiber optic termination box.

3.8 Equip all spare conduits with a pullwire or string capable of withstanding 200 pounds of pulling tension.

3.9 Uniquely identify and label all cables at each end using EIA/TIA Standards. Provide engraved or professionally stenciled label markings on the faceplate beside each jack.

3.10 Test each cable for opens, shorts, correct pairs, crossed wiring, and proper termination using a CT200 tester from Atcom Services, Inc. or approved equal. Replace any cable that is unable to pass the tests. Provide a

written log of the test results of each cable to the Engineer at the prefinal inspection. Demonstrate testing of any cables selected by the Engineer.

END OF SECTION 273000

DIVISION 28

ELECTRICAL

SECTION 282302 - BURGLAR ALARM AND SECURITY CAMERA CONDUIT SYSTEM

PART 1 - GENERAL

1.01 SCOPE OF WORK:

A. Provide a complete and operable system of outlet boxes and raceways for the Burglar Alarm and Security Camera System including, but not limited to conduits, raceways, outlet boxes, and pullstrings.

PART 2 - PRODUCTS

2.1 Outlet boxes shall be furnished per Specification Section 260533.

2.2 Raceways shall be furnished per Specification Section 260533. Minimum conduit size shall be 3/4” nominal trade size. Provide pullstrings in all conduits.

2.3 Provide all outlets with blank, brushed stainless steel cover plates.

PART 3 - EXECUTION

3.1 Extend a 3/4” conduit from each camera to a point above the accessible ceiling. Label each conduit as “CAMERA

3.2 Where cameras will be wall mounted or mounted to a non-LAT ceiling, provide a single gang j-box with a blank cover plate.

3.3 Provide a 2-gang box with ¾”C. stub up for the keypad.

3.4 Ceiling mounted burglar alarm devices do not need conduits.

3.5 Provide pullstrings in all conduits.

END OF SECTION 282302

DIVISION 31

EARTHWORK

Listed on the Structural Drawings

DIVISION 32

EXTERIOR IMPROVEMENTS

SECTION 321313 - CONCRETE PAVING

PART 1 - GENERAL

1.1 SUMMARY

A. Section Includes:

1. Walks.

1.2 ACTION SUBMITTALS

A. Product Data: For each type of product indicated.

B. Samples: For each exposed product and for each color and texture specified.

C. Other Action Submittals:

1. Design Mixtures: For each concrete paving mixture. Include alternate design mixtures when characteristics of materials, Project conditions, weather, test results, or other circumstances warrant adjustments.

1.3 QUALITY ASSURANCE

A. Ready-Mix-Concrete Manufacturer Qualifications: A firm experienced in manufacturing ready-mixed concrete products and that complies with ASTM C 94/C 94M requirements for production facilities and equipment.

B. ACI Publications: Comply with ACI 301 (ACI 301M) unless otherwise indicated.

PART 2 - PRODUCTS

2.1 STEEL REINFORCEMENT

A. Recycled Content: Postconsumer recycled content plus one-half of preconsumer recycled content not less than 25 percent.

B. Plain-Steel Welded Wire Reinforcement: ASTM A 185/A 185M, fabricated from as-drawn steel wire into flat sheets.

C. Deformed-Steel Welded Wire Reinforcement: ASTM A 497/A 497M, flat sheet.

D. Reinforcing Bars: ASTM A 615/A 615M, Grade 60 (Grade 420); deformed.

E. Plain-Steel Wire: ASTM A 82/A 82M, as drawn.

F. Deformed-Steel Wire: ASTM A 496/A 496M.

G. Dowel Bars: ASTM A 615/A 615M, Grade 60 (Grade 420) plain-steel ba. Cut bars true to length with ends square and free of burrs.

H. Bar Supports: Bolsters, chairs, spacers, and other devices for spacing, supporting, and fastening reinforcing bars, welded wire reinforcement, and dowels in place. Manufacture bar supports according to CRSI's "Manual of Standard Practice" from steel wire, plastic, or precast concrete of greater compressive strength than concrete specified.

2.2 CONCRETE MATERIALS

A. Cementitious Material: Use the following cementitious materials, of same type, brand, and source throughout Project:

1. Portland Cement: ASTM C 150, gray white portland cement Type I.

B. Normal-Weight Aggregates: ASTM C 33, Class 4M, uniformly graded. Provide aggregates from a single source.

C. Water: Potable and complying with ASTM C 94/C 94M.

D. Air-Entraining Admixture: ASTM C 260.

E. Chemical Admixtures: Admixtures certified by manufacturer to be compatible with other admixtures and to contain not more than 0.1 percent water-soluble chloride ions by mass of cementitious material.

F. Color Pigment: ASTM C 979, synthetic mineral-oxide pigments or colored water-reducing admixtures; color stable, free of carbon black, nonfading, and resistant to lime and other alkalis.

1. Manufacturers: Subject to compliance with requirements, provide products by one of the following:

a. ChemMasters, Inc.
b. Davis Colors.
c. Scofield, L. M. Company.
d. Stampcrete International, Ltd.
e. SureCrete Design Products.
f. Or Equal

2. Color: As selected by Architect from manufacturer's full range.

2.3 FIBER REINFORCEMENT

A. Synthetic Fiber: Monofilament or fibrillated polypropylene fibers engineered and designed for use in concrete paving, complying with ASTM C 1116/C 1116M, Type III, 1/2 to 1-1/2 inches (13 to 38 mm) long.

1. Monofilament Fibers:

2. Manufacturers: Subject to compliance with requirements, provide products by one of the following:

a. Euclid Chemical Company (The); an RPM company.
b. Grace Construction Products; W.R. Grace & Co. -- Conn.
c. Sika Corporation.
d. Or Equal

3. Fibrillated Fibers:

B. Manufacturers: Subject to compliance with requirements, provide products by one of the following:

1. Grace Construction Products; W.R. Grace & Co. -- Conn.
2. Sika Corporation.
3. Or Equal

2.4 CURING MATERIALS

A. Absorptive Cover: AASHTO M 182, Class 3, burlap cloth made from jute or kenaf, weighing approximately 9 oz./sq. yd. (305 g/sq. m) dry.

B. Moisture-Retaining Cover: ASTM C 171, polyethylene film or white burlap-polyethylene sheet.

C. Water: Potable.

D. Evaporation Retarder: Waterborne, monomolecular, film forming, manufactured for application to fresh concrete.

E. Manufacturers: Subject to compliance with requirements, provide products by one of the following:

1. BASF Construction Chemicals - Building Systems.
2. ChemMasters, Inc.
3. Dayton Superior.
4. Sika Corporation.
5. SpecChem.
6. Or Equal

F. Clear, Waterborne, Membrane-Forming Curing Compound: ASTM C 309, Type 1, Class B, dissipating.

G. Manufacturers: Subject to compliance with requirements, provide products by one of the following:

1. ChemMasters, Inc.
2. Dayton Superior.
3. Euclid Chemical Company (The); an RPM company.
4. SpecChem.
5. Or Equal

H. White, Waterborne, Membrane-Forming Curing Compound: ASTM C 309, Type 2, Class B, dissipating.

I. Manufacturers: Subject to compliance with requirements, provide products by one of the following:

1. ChemMasters, Inc.
2. Dayton Superior.
3. Euclid Chemical Company (The); an RPM company.

4. SpecChem.
5. Or Equal

2.5 RELATED MATERIALS

A. Joint Fillers: ASTM D 1751, asphalt-saturated cellulosic fiber in preformed strips.

B. Slip-Resistive Aggregate Finish: Factory-graded, packaged, rustproof, nonglazing, abrasive aggregate of fused aluminum-oxide granules or crushed emery aggregate containing not less than 50 percent aluminum oxide and not less than 20 percent ferric oxide; unaffected by freezing, moisture, and cleaning materials.

C. Geotextile: 8 oz. Non-woven geotextile. Carthage Mills Type FX 80 HS or Equal.

2.6 CONCRETE MIXTURES

A. Prepare design mixtures, proportioned according to ACI 301 (ACI 301M), with the following properties:

1. Compressive Strength (28 Days): 3000 psi (20.7 MPa).
2. Maximum Water-Cementitious Materials Ratio at Point of Placement: 0.45.
3. Slump Limit: 4 inches (100 mm), plus or minus 1 inch (25 mm).
4. Air Content: 6,5-1/2, 4-1/2 percent plus or minus 1.5 percent.

B. Chemical Admixtures: Use admixtures according to manufacturer's written instructions.

C. Synthetic Fiber: Uniformly disperse in concrete mixture at manufacturer's recommended rate, but not less than 1.0 lb/cu. yd. (0.60 kg/cu. m).

D. Color Pigment: Add color pigment to concrete mixture according to manufacturer's written instructions.

2.7 CONCRETE MIXING

A. Ready-Mixed Concrete: Measure, batch, and mix concrete materials and concrete according to ASTM C 94/C 94M and ASTM C 1116/C 1116M. Furnish batch certificates for each batch discharged and used in the Work.

PART 3 - EXECUTION

3.1 EXAMINATION AND PREPARATION

A. Proof-roll prepared subbase surface below concrete paving to identify soft pockets and areas of excess yielding.

B. Remove loose material from compacted subbase surface immediately before placing concrete.

3.2 EDGE FORMS AND SCREED CONSTRUCTION

A. Set, brace, and secure edge forms, bulkheads, and intermediate screed guides to required lines, grades, and elevations. Install forms to allow continuous progress of work and so forms can remain in place at least 24 hours after concrete placement.

B. Clean forms after each use and coat with form-release agent to ensure separation from concrete without damage.

3.3 STEEL REINFORCEMENT

A. General: Comply with CRSI's "Manual of Standard Practice" for fabricating, placing, and supporting reinforcement.

3.4 JOINTS

A. General: Form construction, isolation, and contraction joints and tool edges true to line, with faces perpendicular to surface plane of concrete. Construct transverse joints at right angles to centerline unless otherwise indicated.

B. Construction Joints: Set construction joints at side and end terminations of paving and at locations where paving operations are stopped for more than one-half hour unless paving terminates at isolation joints.

C. Isolation Joints: Form isolation joints of preformed joint-filler strips abutting concrete curbs, catch basins, manholes, inlets, structures, other fixed objects, and where indicated.

D. Contraction Joints: Form weakened-plane contraction joints, sectioning concrete into areas as indicated. Construct contraction joints for a depth equal to at least one-fourth of the concrete thickness, or to match jointing of existing adjacent concrete paving:

E. Edging: After initial floating, tool edges of paving, gutters, curbs, and joints in concrete with an edging tool to a 1/4-inch (6-mm)] [3/8-inch (10-mm) radius. Repeat tooling of edges after applying surface finishes. Eliminate edging-tool marks on concrete surfaces.

3.5 CONCRETE PLACEMENT

A. Moisten subbase to provide a uniform dampened condition at time concrete is placed.

B. Comply with ACI 301 (ACI 301M) requirements for measuring, mixing, transporting, placing, and consolidating concrete.

C. Deposit and spread concrete in a continuous operation between transverse joints. Do not push or drag concrete into place or use vibrators to move concrete into place.

D. Screed paving surface with a straightedge and strike off.

E. Commence initial floating using bull floats or darbies to impart an open-textured and uniform surface plane before excess moisture or bleed water appears on the surface. Do not further disturb concrete surfaces before beginning finishing operations or spreading surface treatments.

3.6 FLOAT FINISHING

A. General: Do not add water to concrete surfaces during finishing operations.

B. Float Finish: Begin the second floating operation when bleed-water sheen has disappeared and concrete surface has stiffened sufficiently to permit operations. Float surface with power-driven floats or by hand floating if area is small or inaccessible to power units. Finish surfaces to true planes. Cut down high spots and fill low spots. Refloat surface immediately to uniform granular texture.

1. Burlap Finish: Drag a seamless strip of damp burlap across float-finished concrete, perpendicular to line of traffic, to provide a uniform, gritty texture.
2. Medium-to-Fine-Textured Broom Finish: Draw a soft-bristle broom across float-finished concrete surface perpendicular to line of traffic to provide a uniform, fine-line texture.
3. Medium-to-Coarse-Textured Broom Finish: Provide a coarse finish by striating float-finished concrete surface 1/16 to 1/8 inch (1.6 to 3 mm) deep with a stiff-bristled broom, perpendicular to line of traffic.

C. Slip-Resistive Aggregate Finish: Before final floating, spread slip-resistive aggregate finish on paving surface according to manufacturer's written instructions.

1. Cure concrete with curing compound recommended by slip-resistive aggregate manufacturer. Apply curing compound immediately after final finishing.
2. After curing, lightly work surface with a steel wire brush or abrasive stone and water to expose nonslip aggregate.

3.7 CONCRETE PROTECTION AND CURING

A. General: Protect freshly placed concrete from premature drying and excessive cold or hot temperatures.

B. Comply with ACI 306.1 for cold-weather protection.

C. Evaporation Retarder: Apply evaporation retarder to concrete surfaces if hot, dry, or windy conditions cause moisture loss approaching 0.2 lb/sq. ft. x h (1 kg/sq. m x h) before and during finishing operations. Apply according to manufacturer's written instructions after placing, screeding, and bull floating or darbying concrete but before float finishing.

D. Begin curing after finishing concrete but not before free water has disappeared from concrete surface.

E. Curing Methods: Cure concrete by [moisture curing] [moisture-retaining-cover curing] [curing compound] [or] [a combination of these].

3.8 PAVING TOLERANCES

A. Comply with tolerances in ACI 117 and as follows:

1. Elevation: 1/4 inch (19 mm).
2. Thickness: Plus 3/8 inch (10 mm), minus 1/4 inch (6 mm).
3. Surface: Gap below 10-foot- (3-m-) long, unleveled straightedge not to exceed 1/2 inch (13 mm).
4. Joint Spacing: 3 inches (75 mm).
5. Contraction Joint Depth: Plus 1/4 inch (6 mm), no minus.

6. Joint Width: Plus 1/8 inch (3 mm), no minus.

3.9 FIELD QUALITY CONTROL

A. Testing Agency: Engage a qualified independent testing and inspection agency to sample materials, perform tests, and submit test reports during concrete placement according to requirements specified in this Article.

B. Testing Services: Testing shall be performed according to the following requirements:

1. Sampling Fresh Concrete: Representative samples of fresh concrete shall be obtained according to ASTM C 172, except modified for slump to comply with ASTM C 94.
2. Slump: ASTM C 143; one test at point of placement for each compressive-strength test, but not less than one test for each day's pour of each type of concrete. Additional test will be required when concrete consistency changes.
3. Air Content: ASTM C 231, pressure method; one test for each compressive-strength test, but not less than one test for each day's pour of each type of air entrained concrete.
4. Concrete Temperature: ASTM C 1064; one test hourly when air temperature is 40 deg F (4.4 deg C) and below and when 80 deg F (27 deg C) and above, and one test for each set of Compressive-strength specimens.
5. Compression Test Specimens: ASTM C 31/C 31M; one set of four standard cylinder for each compressive-strength test, unless otherwise indicated. Cylinders shall be molded and stored for laboratory-cured test specimens unless field-cured test specimens are required.
6. Compressive-Strength Tests: ASTM C 39; one set for each day's pour of each concrete class exceeding 5 cu. Yd. (38cu. M). One specimen shall be tested at 7 days and two specimens at 28 days; one specimen shall be retained in reserve for later testing if required.
7. When frequency of testing will provide fewer than five compressive-strength tests for a given class of concrete, testing shall be conducted from at least five randomly selected batches or from each batch if fewer than five are used.
8. When total quantity of a given class of concrete is less than 50 cu. Yd, (38 cu. M), Architect may waive compressive-strength testing if adequate evidence of satisfactory strength is provided.
9. When strength of field-cured cylinders is less than 85 percent of companion laboratory-cured cylinders, current operations shall be evaluated and corrective procedures shall be provided for protecting and curing in-place concrete.
10. Strength level of concrete will be considered satisfactory if averages of sets of three consecutive compressive-strength test results equal or exceed specified compressive-strength and no individual compressive-strength test result falls below specified compressive strength by more than 500 psi (3.4 MPa).

C. Test result shall be reported in writing to Architect, concrete manufacturer, and Contractor within 24 hours of testing. Reports of compressive-strength tests shall contain Project identification name and number, date of concrete placement, name of concrete testing agency, concrete type and class, location of concrete batch in pavement, design compressive strength at 28 days, concrete mix proportions and materials, compressive breaking strength, and type of break for both 7- and 28- day tests.

D. Nondestructive Testing: Impact hammer, sonoscope, or nondestructive device may be permitted by Architect but will not be used as the sole basis for approval or rejection.

3.10 REPAIRS AND PROTECTION

A. Remove and replace concrete paving that is broken, damaged, or defective or that does not comply with requirements in this Section. Remove work in complete sections from joint to joint unless otherwise approved by Architect.

B. Protect concrete paving from damage. Exclude traffic from paving for at least 14 days after placement. When construction traffic is permitted, maintain paving as clean as possible by removing surface stains and spillage of materials as they occur.

C. Maintain concrete paving free of stains, discoloration, dirt, and other foreign material. Sweep paving not more than two days before date scheduled for Substantial Completion inspections.

END OF SECTION 321313

APPENDICIES

FEDERAL TRANSIT ADMINISTRATION

BEST PRACTICES PROCUREMENT MANUAL

TABLE OF CONTENTS (Appendix A - Governing Documents)

A.1 - Federally Required and Other Model Contract Clauses

1. Fly America Requirements
2. Buy America Requirements
3. Charter Bus and School Bus Requirements
4. Cargo Preference Requirements
5. Seismic Safety Requirements
6. Energy Conservation Requirements
7. Clean Water Requirements
8. Bus Testing
9. Pre-Award and Post Delivery Audit Requirements
10. Lobbying
11. Access to Records and Reports
12. Federal Changes
13. Bonding Requirements
14. Clean Air
15. Recycled Products
16. Davis-Bacon and Copeland Anti-Kickback Acts
17. Contract Work Hours and Safety Standards Act
18. [Reserved]
19. No Government Obligation to Third Parties
20. Program Fraud and False or Fraudulent Statements and Related Acts
21. Termination
22. Government-wide Debarment and Suspension (Nonprocurement)
23. Privacy Act
24. Civil Rights Requirements
25. Breaches and Dispute Resolution
26. Patent and Rights in Data
27. Transit Employee Protective Agreements
28. Disadvantaged Business Enterprises (DBE)
29. [Reserved]
30. Incorporation of Federal Transit Administration (FTA) Terms
31. Drug and Alcohol Testing

1. FLY AMERICA REQUIREMENTS
49 U.S.C. § 40118
41 CFR Part 301-10

Applicability to Contracts

The Fly America requirements apply to the transportation of persons or property, by air, between a place in the U.S. and a place outside the U.S., or between places outside the U.S., when the FTA will participate in the costs of such air transportation. Transportation on a foreign air carrier is permissible when provided by a foreign air carrier under a code share agreement when the ticket identifies the U.S. air carrier's designator code and flight number. Transportation by a foreign air carrier is also permissible if there is a bilateral or multilateral air transportation agreement to which the U.S. Government and a foreign government are parties and which the Federal DOT has determined meets the requirements of the Fly America Act.

Flow Down Requirements

The Fly America requirements flow down from FTA recipients and subrecipients to first tier contractors, who are responsible for ensuring that lower tier contractors and subcontractors are in compliance.

Model Clause/Language

The relevant statutes and regulations do not mandate any specified clause or language. FTA proposes the following language.

Fly America Requirements

The Contractor agrees to comply with 49 U.S.C. 40118 (the "Fly America" Act) in accordance with the General Services Administration's regulations at 41 CFR Part 301-10, which provide that recipients and subrecipients of Federal funds and their contractors are required to use U.S. Flag air carriers for U.S Government-financed international air travel and transportation of their personal effects or property, to the extent such service is available, unless travel by foreign air carrier is a matter of necessity, as defined by the Fly America Act. The Contractor shall submit, if a foreign air carrier was used, an appropriate certification or memorandum adequately explaining why service by a U.S. flag air carrier was not available or why it was necessary to use a foreign air carrier and shall, in any event, provide a certificate of compliance with the Fly America requirements. The Contractor agrees to include the requirements of this section in all subcontracts that may involve international air transportation.

2. BUY AMERICA REQUIREMENTS
49 U.S.C. 5323(j)
49 CFR Part 661

Applicability to Contracts
The Buy America requirements apply to the following types of contracts: Construction Contracts and Acquisition of Goods or Rolling Stock (valued at more than $100,000).

Flow Down
The Buy America requirements flow down from FTA recipients and subrecipients to first tier contractors, who are responsible for ensuring that lower tier contractors and subcontractors are in compliance. The $100,000 threshold applies only to the grantee contract, subcontracts under that amount are subject to Buy America.

Mandatory Clause/Language
The Buy America regulation, at 49 CFR 661.13, requires notification of the Buy America requirements in FTA-funded contracts, but does not specify the language to be used. The following language has been developed by FTA.

Buy America - The contractor agrees to comply with 49 U.S.C. 5323(j) and 49 C.F.R. Part 661, which provide that Federal funds may not be obligated unless steel, iron, and manufactured products used in FTA-funded projects are produced in the United States, unless a waiver has been granted by FTA or the product is subject to a general waiver. General waivers are listed in 49 C.F.R. 661.7, and include final assembly in the United States for 15 passenger vans and 15 passenger wagons produced by Chrysler Corporation, and microcomputer equipment and software. Separate requirements for rolling stock are set out at 49 U.S.C. 5323(j)(2)(C) and 49 C.F.R. 661.11. Rolling stock must be assembled in the United States and have a 60 percent domestic content.

A bidder or offeror must submit to the FTA recipient the appropriate Buy America certification (below) with all bids or offers on FTA-funded contracts, except those subject to a general waiver. Bids or offers that are not accompanied by a completed Buy America certification must be rejected as nonresponsive. This requirement does not apply to lower tier subcontractors.

Certification requirement for procurement of steel, iron, or manufactured products.

Certificate of Compliance with 49 U.S.C. 5323(j)(1)

The bidder or offeror hereby certifies that it will meet the requirements of 49 U.S.C. 5323(j)(1) and the applicable regulations in 49 C.F.R. Part 661.5.

Date _____

Signature _____

Company Name _____

Title _____

Certificate of Non-Compliance with 49 U.S.C. 5323(j)(1)

The bidder or offeror hereby certifies that it cannot comply with the requirements of 49 U.S.C. 5323(j)(1) and 49 C.F.R. 661.5, but it may qualify for an exception pursuant to 49 U.S.C. 5323(j)(2)(A), 5323(j)(2)(B), or 5323(j)(2)(D), and 49 C.F.R. 661.7.

Date _____

Signature _____

Company Name _____

Title _____

Certification requirement for procurement of buses, other rolling stock and associated equipment.

Certificate of Compliance with 49 U.S.C. 5323(j)(2)(C).

The bidder or offeror hereby certifies that it will comply with the requirements of 49 U.S.C. 5323(j)(2)(C) and the regulations at 49 C.F.R. Part 661.11.

Date _____

Signature _____

Company Name _____

Title _____

Certificate of Non-Compliance with 49 U.S.C. 5323(j)(2)(C)

The bidder or offeror hereby certifies that it cannot comply with the requirements of 49 U.S.C. 5323(j)(2)(C) and 49 C.F.R. 661.11, but may qualify for an exception pursuant to 49 U.S.C. 5323(j)(2)(A), 5323(j)(2)(B), or 5323(j)(2)(D), and 49 CFR 661.7.

Date _____

Signature _____

Company Name _____

Title _____

_____

3. CHARTER BUS REQUIREMENTS
49 U.S.C. 5323(d)
49 CFR Part 604

Applicability to Contracts
The Charter Bus requirements apply to the following type of contract: Operational Service Contracts.

Flow Down Requirements
The Charter Bus requirements flow down from FTA recipients and subrecipients to first tier service contractors.

Model Clause/Language
The relevant statutes and regulations do not mandate any specific clause or language. The following clause has been developed by FTA.

Charter Service Operations - The contractor agrees to comply with 49 U.S.C. 5323(d) and 49 CFR Part 604, which provides that recipients and subrecipients of FTA assistance are prohibited from providing charter service using federally funded equipment or facilities if there is at least one private charter operator willing and able to provide the service, except under one of the exceptions at 49 CFR 604.9. Any charter service provided under one of the exceptions must be "incidental," i.e., it must not interfere with or detract from the provision of mass transportation.

3. SCHOOL BUS REQUIREMENTS
49 U.S.C. 5323(F)
49 CFR Part 605

Applicability to Contracts
The School Bus requirements apply to the following type of contract: Operational Service Contracts.

Flow Down Requirements
The School Bus requirements flow down from FTA recipients and subrecipients to first tier service contractors.

Model Clause/Language
The relevant statutes and regulations do not mandate any specific clause or language. The following clause has been developed by FTA.

School Bus Operations - Pursuant to 69 U.S.C. 5323(f) and 49 CFR Part 605, recipients and subrecipients of FTA assistance may not engage in school bus operations exclusively for the transportation of students and school personnel in competition with private school bus operators unless qualified under specified exemptions. When operating exclusive school bus service under an allowable exemption, recipients and subrecipients may not use federally funded equipment, vehicles, or facilities.

---

4. CARGO PREFERENCE REQUIREMENTS
46 U.S.C. 1241
46 CFR Part 381

Applicability to Contracts
The Cargo Preference requirements apply to all contracts involving equipment, materials, or commodities which may be transported by ocean vessels.

Flow Down
The Cargo Preference requirements apply to all subcontracts when the subcontract may be involved with the transport of equipment, material, or commodities by ocean vessel.

Model Clause/Language
The MARAD regulations at 46 CFR 381.7 contain suggested contract clauses. The following language is proffered by FTA.

Cargo Preference - Use of United States-Flag Vessels - The contractor agrees: a. to use privately owned United States-Flag commercial vessels to ship at least 50 percent of the gross tonnage (computed separately for dry bulk carriers, dry cargo liners, and tankers) involved, whenever shipping any equipment, material, or commodities pursuant to the underlying contract to the extent such vessels are available at fair and reasonable rates for United States-Flag commercial vessels; b. to furnish within 20 working days following the date of loading for shipments originating within the United States or within 30 working days following the date of leading for shipments originating outside the United States, a legible copy of a rated, "on-board" commercial ocean bill-of -lading in English for each shipment of cargo described in the preceding paragraph to the Division of National Cargo, Office of Market Development, Maritime Administration, Washington, DC 20590 and to the FTA recipient (through the contractor in the case of a subcontractor's bill-of-lading.) c. to include these requirements in all subcontracts issued pursuant to this contract when the subcontract may involve the transport of equipment, material, or commodities by ocean vessel.

---

5. SEISMIC SAFETY REQUIREMENTS
42 U.S.C. 7701 et seq. 49
CFR Part 41

Applicability to Contracts
The Seismic Safety requirements apply only to contracts for the construction of new buildings or additions to existing buildings.

Flow Down
The Seismic Safety requirements flow down from FTA recipients and subrecipients to first tier contractors to assure compliance, with the applicable building standards for Seismic Safety, including the work performed by all subcontractors.

Model Clauses/Language
The regulations do not provide suggested language for third-party contract clauses. The following language has been developed by FTA.

Seismic Safety - The contractor agrees that any new building or addition to an existing building will be designed and constructed in accordance with the standards for Seismic Safety required in Department of Transportation Seismic Safety Regulations 49 CFR Part 41 and will certify to compliance to the extent required by the regulation. The contractor also agrees to ensure that all work performed under this contract including work performed by a subcontractor is in compliance with the standards required by the Seismic Safety Regulations and the certification of compliance issued on the project.

---

6. ENERGY CONSERVATION REQUIREMENTS
42 U.S.C. 6321 et seq.
49 CFR Part 18

Applicability to Contracts
The Energy Conservation requirements are applicable to all contracts.

Flow Down
The Energy Conservation requirements extend to all third party contractors and their contracts at every tier and subrecipients and their subagreements at every tier.

Model Clause/Language
No specific clause is recommended in the regulations because the Energy Conservation requirements are so dependent on the state energy conservation plan. The following language has been developed by FTA:

Energy Conservation - The contractor agrees to comply with mandatory standards and policies relating to energy efficiency which are contained in the state energy conservation plan issued in compliance with the Energy Policy and Conservation Act.

---

7. CLEAN WATER REQUIREMENTS
33 U.S.C. 1251

Applicability to Contracts
The Clean Water requirements apply to each contract and subcontract which exceeds $100,000.

Flow Down
The Clean Water requirements flow down to FTA recipients and subrecipients at every tier.

Model Clause/Language
While no mandatory clause is contained in the Federal Water Pollution Control Act, as amended, the following language developed by FTA contains all the mandatory requirements:

Clean Water - (1) The Contractor agrees to comply with all applicable standards, orders or regulations issued pursuant to the Federal Water Pollution Control Act, as amended, 33 U.S.C. 1251 et seq. The Contractor agrees to report each violation to the Purchaser and understands and agrees that the Purchaser will, in turn, report each violation as required to assure notification to FTA and the appropriate EPA Regional Office.

(2) The Contractor also agrees to include these requirements in each subcontract exceeding $100,000 financed in whole or in part with Federal assistance provided by FTA.

---

8. BUS TESTING
49 U.S.C. 5323(c)
49 CFR Part 665

Applicability to Contracts
The Bus Testing requirements pertain only to the acquisition of Rolling Stock/Turnkey.

Flow Down
The Bus Testing requirements should not flow down, except to the turnkey contractor as stated in Master Agreement.

Model Clause/Language
Clause and language therein are merely suggested. 49 CFR Part 665 does not contain specific language to be included in third party contracts but does contain requirements applicable to

subrecipients and third party contractors. Bus Testing Certification and language therein are merely suggested.

Bus Testing - The Contractor [Manufacturer] agrees to comply with 49 U.S.C. A 5323(c) and FTA's implementing regulation at 49 CFR Part 665 and shall perform the following:

1) A manufacturer of a new bus model or a bus produced with a major change in components or configuration shall provide a copy of the final test report to the recipient at a point in the procurement process specified by the recipient which will be prior to the recipient's final acceptance of the first vehicle.

2) A manufacturer who releases a report under paragraph 1 above shall provide notice to the operator of the testing facility that the report is available to the public.

3) If the manufacturer represents that the vehicle was previously tested, the vehicle being sold should have the identical configuration and major components as the vehicle in the test report, which must be provided to the recipient prior to recipient's final acceptance of the first vehicle. If the configuration or components are not identical, the manufacturer shall provide a description of the change and the manufacturer's basis for concluding that it is not a major change requiring additional testing.

4) If the manufacturer represents that the vehicle is "grandfathered" (has been used in mass transit service in the United States before October 1, 1988, and is currently being produced without a major change in configuration or components), the manufacturer shall provide the name and address of the recipient of such a vehicle and the details of that vehicle's configuration and major components.

CERTIFICATION OF COMPLIANCE WITH FTA'S BUS TESTING REQUIREMENTS
The undersigned [Contractor/Manufacturer] certifies that the vehicle offered in this procurement complies with 49 U.S.C. A 5323(c) and FTA's implementing regulation at 49 CFR Part 665.

The undersigned understands that misrepresenting the testing status of a vehicle acquired with Federal financial assistance may subject the undersigned to civil penalties as outlined in the Department of Transportation's regulation on Program Fraud Civil Remedies, 49 CFR Part 31. In addition, the undersigned understands that FTA may suspend or debar a manufacturer under the procedures in 49 CFR Part 29.

Date: _____

Signature: _____

Company Name: _____

Title: _____

9. PRE-AWARD AND POST DELIVERY AUDITS REQUIREMENTS
49 U.S.C. 5323
49 CFR Part 663

Applicability to Contracts
These requirements apply only to the acquisition of Rolling Stock/Turnkey.

Flow Down
These requirements should not flow down, except to the turnkey contractor as stated in Master Agreement.

Model Clause/Language
Clause and language therein are merely suggested. 49 C.F.R. Part 663 does not contain specific language to be included in third party contracts but does contain requirements applicable to subrecipients and third party contractors.

- Buy America certification is mandated under FTA regulation, "Pre-Award and Post-Delivery Audits of Rolling Stock Purchases," 49 C.F.R. 663.13.

-- Specific language for the Buy America certification is mandated by FTA regulation,

"Buy America Requirements--Surface Transportation Assistance Act of 1982, as amended,"

49 C.F.R. 661.12, but has been modified to include FTA's Buy America requirements codified at 49 U.S.C. A 5323(j).

Pre-Award and Post-Delivery Audit Requirements - The Contractor agrees to comply with 49 U.S.C. § 5323(l) and FTA's implementing regulation at 49 C.F.R. Part 663 and to submit the following certifications:

(1) Buy America Requirements: The Contractor shall complete and submit a declaration certifying either compliance or noncompliance with Buy America. If the Bidder/Offeror certifies compliance with Buy America, it shall submit documentation which lists 1) component and subcomponent parts of the rolling stock to be purchased identified by manufacturer of the parts, their country of origin and costs; and 2) the location of the final assembly point for the rolling stock, including a description of the activities that will take place at the final assembly point and the cost of final assembly.

(2) Solicitation Specification Requirements: The Contractor shall submit evidence that it will be capable of meeting the bid specifications.
(3) Federal Motor Vehicle Safety Standards (FMVSS): The Contractor shall submit 1)

manufacturer's FMVSS self-certification sticker information that the vehicle complies with relevant FMVSS or 2) manufacturer's certified statement that the contracted buses will not be subject to FMVSS regulations.

BUY AMERICA CERTIFICATE OF COMPLIANCE WITH FTA REQUIREMENTS FOR BUSES, OTHER ROLLING STOCK, OR ASSOCIATED EQUIPMENT

(To be submitted with a bid or offer exceeding the small purchase threshold for Federal assistance programs, currently set at $100,000.)

Certificate of Compliance

The bidder hereby certifies that it will comply with the requirements of 49 U.S.C. Section 5323(j)(2)(C), Section 165(b)(3) of the Surface Transportation Assistance Act of 1982, as amended, and the regulations of 49 C.F.R. 661.11:

Date: _____

Signature: _____

Company Name: _____

Title: _____

Certificate of Non-Compliance

The bidder hereby certifies that it cannot comply with the requirements of 49 U.S.C. Section 5323(j)(2)(C) and Section 165(b)(3) of the Surface Transportation Assistance Act of 1982, as amended, but may qualify for an exception to the requirements consistent with 49 U.S.C. Sections 5323(j)(2)(B) or (j)(2)(D), Sections 165(b)(2) or (b)(4) of the Surface Transportation Assistance Act, as amended, and regulations in 49 C.F.R. 661.7.

Date: _____

Signature: _____

Company Name: _____

Title: _____

10. LOBBYING
31 U.S.C. 1352
49 CFR Part 19
49 CFR Part 20

Applicability to Contracts
The Lobbying requirements apply to Construction/Architectural and Engineering/Acquisition of Rolling Stock/Professional Service Contract/Operational Service Contract/Turnkey contracts.

Flow Down
The Lobbying requirements mandate the maximum flow down, pursuant to Byrd Anti-Lobbying Amendment, 31 U.S.C. § 1352(b)(5) and 49 C.F.R. Part 19, Appendix A, Section 7.

Mandatory Clause/Language
Clause and specific language therein are mandated by 49 CFR Part 19, Appendix A.

Modifications have been made to the Clause pursuant to Section 10 of the Lobbying Disclosure Act of 1995, P.L. 104-65 [to be codified at 2 U.S.C. § 1601, *et seq.*]

- Lobbying Certification and Disclosure of Lobbying Activities for third party contractors are mandated by 31 U.S.C. 1352(b)(5), as amended by Section 10 of the Lobbying Disclosure Act of 1995, and DOT implementing regulation, "New Restrictions on Lobbying," at 49 CFR § 20.110(d)

- Language in Lobbying Certification is mandated by 49 CFR Part 19, Appendix A, Section 7, which provides that contractors file the certification required by 49 CFR Part 20, Appendix A.

Modifications have been made to the Lobbying Certification pursuant to Section 10 of the Lobbying Disclosure Act of 1995.

- Use of "Disclosure of Lobbying Activities," Standard Form-LLL set forth in Appendix B of 49 CFR Part 20, as amended by "Government wide Guidance For New Restrictions on Lobbying," 61 Fed. Reg. 1413 (1/19/96) is mandated by 49 CFR Part 20, Appendix A.

Byrd Anti-Lobbying Amendment, 31 U.S.C. 1352, as amended by the Lobbying Disclosure Act of 1995, P.L. 104-65 [to be codified at 2 U.S.C. § 1601, et seq.] - Contractors who apply or bid for an award of $100,000 or more shall file the certification required by 49 CFR part 20, "New Restrictions on Lobbying." Each tier certifies to the tier above that it will not and has not used Federal appropriated funds to pay any person or organization for influencing or attempting to influence an officer or employee of any agency, a member of Congress, officer or employee of Congress, or an employee of a member of Congress in connection with obtaining any Federal contract, grant or any other award covered by 31 U.S.C. 1352. Each tier shall also disclose the name of any registrant under the Lobbying Disclosure Act of 1995 who has made lobbying

contacts on its behalf with non-Federal funds with respect to that Federal contract, grant or award covered by 31 U.S.C. 1352. Such disclosures are forwarded from tier to tier up to the recipient.

APPENDIX A, 49 CFR PART 20--CERTIFICATION REGARDING LOBBYING

Certification for Contracts, Grants, Loans, and Cooperative Agreements

(To be submitted with each bid or offer exceeding $100,000)

The undersigned [Contractor] certifies, to the best of his or her knowledge and belief, that:

(1) No Federal appropriated funds have been paid or will be paid, by or on behalf of the undersigned, to any person for influencing or attempting to influence an officer or employee of an agency, a Member of Congress, an officer or employee of Congress, or an employee of a Member of Congress in connection with the awarding of any Federal contract, the making of any Federal grant, the making of any Federal loan, the entering into of any cooperative agreement, and the extension, continuation, renewal, amendment, or modification of any Federal contract, grant, loan, or cooperative agreement.

(2) If any funds other than Federal appropriated funds have been paid or will be paid to any person for making lobbying contacts to an officer or employee of any agency, a Member of Congress, an officer or employee of Congress, or an employee of a Member of Congress in connection with this Federal contract, grant, loan, or cooperative agreement, the undersigned shall complete and submit Standard Form--LLL, "Disclosure Form to Report Lobbying," in accordance with its instructions [as amended by "Government wide Guidance for New Restrictions on Lobbying," 61 Fed. Reg. 1413 (1/19/96). Note: Language in paragraph (2) herein has been modified in accordance with Section 10 of the Lobbying Disclosure Act of 1995 (P.L. 104-65, to be codified at 2 U.S.C. 1601, *et seq.*)]

(3) The undersigned shall require that the language of this certification be included in the award documents for all subawards at all tiers (including subcontracts, subgrants, and contracts under grants, loans, and cooperative agreements) and that all subrecipients shall certify and disclose accordingly.

This certification is a material representation of fact upon which reliance was placed when this transaction was made or entered into. Submission of this certification is a prerequisite for making or entering into this transaction imposed by 31, U.S.C. § 1352 (as amended by the Lobbying Disclosure Act of 1995). Any person who fails to file the required certification shall be subject to a civil penalty of not less than $10,000 and not more than $100,000 for each such failure.

[Note: Pursuant to 31 U.S.C. § 1352(c)(1)-(2)(A), any person who makes a prohibited expenditure or fails to file or amend a required certification or disclosure form shall be subject to

a civil penalty of not less than $10,000 and not more than $100,000 for each such expenditure or failure.]

The Contractor, _____, certifies or affirms the truthfulness and accuracy of each statement of its certification and disclosure, if any. In addition, the Contractor understands and agrees that the provisions of 31 U.S.C. A 3801, *et seq.,* apply to this certification and disclosure, if any.

_____ Signature of Contractor's Authorized Official

_____ Name and Title of Contractor's Authorized Official

_____ Date

---

11. ACCESS TO RECORDS AND REPORTS

49 U.S.C. 5325
18 CFR 18.36 (i)
49 CFR 633.17

Applicability to Contracts
Reference Chart "Requirements for Access to Records and Reports by Type of Contracts"

Flow Down
FTA does not require the inclusion of these requirements in subcontracts.

Model Clause/Language
The specified language is not mandated by the statutes or regulations referenced, but the language provided paraphrases the statutory or regulatory language.

Access to Records - The following access to records requirements apply to this Contract:

1. Where the Purchaser is not a State but a local government and is the FTA Recipient or a subgrantee of the FTA Recipient in accordance with 49 C.F.R. 18.36(i), the Contractor agrees to provide the Purchaser, the FTA Administrator, the Comptroller General of the United States or any of their authorized representatives access to any books, documents, papers and records of the Contractor which are directly pertinent to this contract for the purposes of making audits, examinations, excerpts and transcriptions. Contractor also agrees, pursuant to 49 C.F.R. 633.17 to provide the FTA Administrator or his authorized representatives including any PMO Contractor access to Contractor's records and construction sites pertaining to a major capital project, defined at 49 U.S.C. 5302(a)1, which is receiving federal financial assistance through the programs described at 49 U.S.C. 5307, 5309 or 5311.

2. Where the Purchaser is a State and is the FTA Recipient or a subgrantee of the FTA Recipient in accordance with 49 C.F.R. 633.17, Contractor agrees to provide the Purchaser, the FTA Administrator or his authorized representatives, including any PMO Contractor, access to the Contractor's records and construction sites pertaining to a major capital project, defined at 49 U.S.C. 5302(a)1, which is receiving federal financial assistance through the programs described at 49 U.S.C. 5307, 5309 or 5311. By definition, a major capital project excludes contracts of less than the simplified acquisition threshold currently set at $100,000.

3. Where the Purchaser enters into a negotiated contract for other than a small purchase or under the simplified acquisition threshold and is an institution of higher education, a hospital or other non-profit organization and is the FTA Recipient or a subgrantee of the FTA Recipient in accordance with 49 C.F.R. 19.48, Contractor agrees to provide the Purchaser, FTA Administrator, the Comptroller General of the United States or any of their duly authorized representatives with access to any books, documents, papers and record of the Contractor which are directly pertinent to this contract for the purposes of making audits, examinations, excerpts and transcriptions.

4. Where any Purchaser which is the FTA Recipient or a subgrantee of the FTA Recipient in accordance with 49 U.S.C. 5325(a) enters into a contract for a capital project or improvement (defined at 49 U.S.C. 5302(a)1) through other than competitive bidding, the Contractor shall make available records related to the contract to the Purchaser, the Secretary of Transportation and the Comptroller General or any authorized officer or employee of any of them for the purposes of conducting an audit and inspection.

5. The Contractor agrees to permit any of the foregoing parties to reproduce by any means whatsoever or to copy excerpts and transcriptions as reasonably needed.

6. The Contractor agrees to maintain all books, records, accounts and reports required under this contract for a period of not less than three years after the date of termination or expiration of this contract, except in the event of litigation or settlement of claims arising from the performance of this contract, in which case Contractor agrees to maintain same until the Purchaser, the FTA Administrator, the Comptroller General, or any of their duly authorized representatives, have disposed of all such litigation, appeals, claims or exceptions related thereto. Reference 49 CFR 18.39(i)(11).

7. FTA does not require the inclusion of these requirements in subcontracts.

Requirements for Access to Records and Reports by Types of Contract

Contract Characteristics		Operational Service Contract	Turnkey	Construction	Architectural Engineering	Acquisition of Rolling Stock	Professional Services
I State Grantees a. Contracts below SAT ($100,000) b. Contracts above $100,000/Capital Projects		None None unless[1] non-competitive award	Those imposed on state pass thru to Contractor	None Yes, if non-competitive award or if funded thru[2] 5307/5309/5311	None None unless non-competitive award	None None unless non-competitive award	None None unless non-competitive award
II Non State Grantees a. Contracts below SAT ($100,000) b. Contracts above $100,000/Capital Projects		Yes[3] Yes[3]	Those imposed on non-state Grantee pass thru to Contractor	Yes Yes	Yes Yes	Yes Yes	Yes Yes

Sources of Authority:
[1] 49 USC 5325 (a)
[2] 49 CFR 633.17
[3] 18 CFR 18.36 (i)

---

12. FEDERAL CHANGES
49 CFR Part 18

Applicability to Contracts
The Federal Changes requirement applies to all contracts.

Flow Down
The Federal Changes requirement flows down appropriately to each applicable changed requirement.

Model Clause/Language
No specific language is mandated. The following language has been developed by FTA.

Federal Changes - Contractor shall at all times comply with all applicable FTA regulations, policies, procedures and directives, including without limitation those listed directly or by reference in the Master Agreement between Purchaser and FTA, as they may be amended or

promulgated from time to time during the term of this contract. Contractor's failure to so comply shall constitute a material breach of this contract.

---

13. BONDING REQUIREMENTS

Applicability to Contracts
For those construction or facility improvement contracts or subcontracts exceeding $100,000, FTA may accept the bonding policy and requirements of the recipient, provided that they meet the minimum requirements for construction contracts as follows:

a. A bid guarantee from each bidder equivalent to five (5) percent of the bid price. The "bid guarantees" shall consist of a firm commitment such as a bid bond, certifies check, or other negotiable instrument accompanying a bid as assurance that the bidder will, upon acceptance of his bid, execute such contractual documents as may be required within the time specified.

b. A performance bond on the part to the Contractor for 100 percent of the contract price. A "performance bond" is one executed in connection with a contract to secure fulfillment of all the contractor's obligations under such contract.

c. A payment bond on the part of the contractor for 100 percent of the contract price. A "payment bond" is one executed in connection with a contract to assure payment, as required by law, of all persons supplying labor and material in the execution of the work provided for in the contract. Payment bond amounts required from Contractors are as follows:

(1) 50% of the contract price if the contract price is not more than $1 million;

(2) 40% of the contract price if the contract price is more than $1 million but not more than $5 million; or

(3) $2.5 million if the contract price is more than $5 million.

d. A cash deposit, certified check or other negotiable instrument may be accepted by a grantee in lieu of performance and payment bonds, provided the grantee has established a procedure to assure that the interest of FTA is adequately protected. An irrevocable letter of credit would also satisfy the requirement for a bond.

Flow Down
Bonding requirements flow down to the first tier contractors.

Model Clauses/Language
FTA does not prescribe specific wording to be included in third party contracts. FTA has prepared sample clauses as follows:

Bid Bond Requirements (Construction)

(a) Bid Security

A Bid Bond must be issued by a fully qualified surety company acceptable to (Recipient) and listed as a company currently authorized under 31 CFR, Part 223 as possessing a Certificate of Authority as described thereunder.

(b) Rights Reserved

In submitting this Bid, it is understood and agreed by bidder that the right is reserved by (Recipient) to reject any and all bids, or part of any bid, and it is agreed that the Bid may not be withdrawn for a period of [ninety (90)] days subsequent to the opening of bids, without the written consent of (Recipient).

It is also understood and agreed that if the undersigned bidder should withdraw any part or all of his bid within [ninety (90)] days after the bid opening without the written consent of (Recipient), shall refuse or be unable to enter into this Contract, as provided above, or refuse or be unable to furnish adequate and acceptable Performance Bonds and Labor and Material Payments Bonds, as provided above, or refuse or be unable to furnish adequate and acceptable insurance, as provided above, he shall forfeit his bid security to the extent of (Recipient's) damages occasioned by such withdrawal, or refusal, or inability to enter into an agreement, or provide adequate security therefor.

It is further understood and agreed that to the extent the defaulting bidder's Bid Bond, Certified Check, Cashier's Check, Treasurer's Check, and/or Official Bank Check (excluding any income generated thereby which has been retained by (Recipient) as provided in [Item x "Bid Security" of the Instructions to Bidders]) shall prove inadequate to fully recompense (Recipient) for the damages occasioned by default, then the undersigned bidder agrees to indemnify (Recipient) and pay over to (Recipient) the difference between the bid security and (Recipient's) total damages, so as to make (Recipient) whole.

The undersigned understands that any material alteration of any of the above or any of the material contained on this form, other than that requested, will render the bid unresponsive.

Performance and Payment Bonding Requirements (Construction)

The Contractor shall be required to obtain performance and payment bonds as follows:

(a) Performance bonds

1. The penal amount of performance bonds shall be 100 percent of the original contract price, unless the (Recipient) determines that a lesser amount would be adequate for the protection of the (Recipient).

2. The (Recipient) may require additional performance bond protection when a contract price is increased. The increase in protection shall generally equal 100 percent of the increase in contract price. The (Recipient) may secure additional protection by directing the Contractor to increase the penal amount of the existing bond or to obtain an additional bond.

(b) Payment bonds

1. The penal amount of the payment bonds shall equal:

(i) Fifty percent of the contract price if the contract price is not more than $1 million.

(ii) Forty percent of the contract price if the contract price is more than $1 million but not more than $5 million; or

(iii) Two and one half million if the contract price is more than $5 million.

2. If the original contract price is $5 million or less, the (Recipient) may require additional protection as required by subparagraph 1 if the contract price is increased.

Performance and Payment Bonding Requirements (Non-Construction)

The Contractor may be required to obtain performance and payment bonds when necessary to protect the (Recipient's) interest.

(a) The following situations may warrant a performance bond:

1. (Recipient) property or funds are to be provided to the contractor for use in performing the contract or as partial compensation (as in retention of salvaged material).

2. A contractor sells assets to or merges with another concern, and the (Recipient), after recognizing the latter concern as the successor in interest, desires assurance that it is financially capable.

3. Substantial progress payments are made before delivery of end items starts.

4. Contracts are for dismantling, demolition, or removal of improvements.

(b) When it is determined that a performance bond is required, the Contractor shall be required to obtain performance bonds as follows:

1. The penal amount of performance bonds shall be 100 percent of the original contract price, unless the (Recipient) determines that a lesser amount would be adequate for the protection of the (Recipient).

2. The (Recipient) may require additional performance bond protection when a contract price is increased. The increase in protection shall generally equal 100 percent of the increase in contract price. The (Recipient) may secure additional protection by directing the Contractor to increase the penal amount of the existing bond or to obtain an additional bond.

(c) A payment bond is required only when a performance bond is required, and if the use of payment bond is in the (Recipient's) interest.

(d) When it is determined that a payment bond is required, the Contractor shall be required to obtain payment bonds as follows:

1. The penal amount of payment bonds shall equal:

(i) Fifty percent of the contract price if the contract price is not more than $1 million;

(ii) Forty percent of the contract price if the contract price is more than $1 million but not more than $5 million; or

(iii) Two and one half million if the contract price is increased.

Advance Payment Bonding Requirements

The Contractor may be required to obtain an advance payment bond if the contract contains an advance payment provision and a performance bond is not furnished. The (recipient) shall determine the amount of the advance payment bond necessary to protect the (Recipient).

Patent Infringement Bonding Requirements (Patent Indemnity)

The Contractor may be required to obtain a patent indemnity bond if a performance bond is not furnished and the financial responsibility of the Contractor is unknown or doubtful. The (recipient) shall determine the amount of the patent indemnity to protect the (Recipient).

Warranty of the Work and Maintenance Bonds

1. The Contractor warrants to (Recipient), the Architect and/or Engineer that all materials and equipment furnished under this Contract will be of highest quality and new unless otherwise specified by (Recipient), free from faults and defects and in conformance with the Contract Documents. All work not so conforming to these standards shall be considered defective. If

required by the [Project Manager], the Contractor shall furnish satisfactory evidence as to the kind and quality of materials and equipment.

2. The Work furnished must be of first quality and the workmanship must be the best obtainable in the various trades. The Work must be of safe, substantial and durable construction in all respects. The Contractor hereby guarantees the Work against defective materials or faulty workmanship for a minimum period of one (1) year after Final Payment by (Recipient) and shall replace or repair any defective materials or equipment or faulty workmanship during the period of the guarantee at no cost to (Recipient). As additional security for these guarantees, the Contractor shall, prior to the release of Final Payment [as provided in Item X below], furnish separate Maintenance (or Guarantee) Bonds in form acceptable to (Recipient) written by the same corporate surety that provides the Performance Bond and Labor and Material Payment Bond for this Contract. These bonds shall secure the Contractor's obligation to replace or repair defective materials and faulty workmanship for a minimum period of one (1) year after Final Payment and shall be written in an amount equal to ONE HUNDRED PERCENT (100%) of the CONTRACT SUM, as adjusted (if at all).

---

14. CLEAN AIR
42 U.S.C. 7401 et seq
40 CFR 15.61
49 CFR Part 18

Applicability to Contracts
The Clean Air requirements apply to all contracts exceeding $100,000, including indefinite quantities where the amount is expected to exceed $100,000 in any year.

Flow Down
The Clean Air requirements flow down to all subcontracts which exceed $100,000.

Model Clauses/Language
No specific language is required. FTA has proposed the following language.

Clean Air - (1) The Contractor agrees to comply with all applicable standards, orders or regulations issued pursuant to the Clean Air Act, as amended, 42 U.S.C. §§ 7401 et seq. The Contractor agrees to report each violation to the Purchaser and understands and agrees that the Purchaser will, in turn, report each violation as required to assure notification to FTA and the appropriate EPA Regional Office.

(2) The Contractor also agrees to include these requirements in each subcontract exceeding $100,000 financed in whole or in part with Federal assistance provided by FTA.

---

15. RECYCLED PRODUCTS
42 U.S.C. 6962
40 CFR Part 247
Executive Order 12873

Applicability to Contracts
The Recycled Products requirements apply to all contracts for items designated by the EPA, when the purchaser or contractor procures $10,000 or more of one of these items during the fiscal year, or has procured $10,000 or more of such items in the previous fiscal year, using Federal funds. New requirements for "recovered materials" will become effective May 1, 1996. These new regulations apply to all procurement actions involving items designated by the EPA, where the procuring agency purchases $10,000 or more of one of these items in a fiscal year, or when the cost of such items purchased during the previous fiscal year was $10,000.

Flow Down
These requirements flow down to all to all contractor and subcontractor tiers.

Model Clause/Language
No specific clause is mandated, but FTA has developed the following language.

Recovered Materials - The contractor agrees to comply with all the requirements of Section 6002 of the Resource Conservation and Recovery Act (RCRA), as amended (42 U.S.C. 6962), including but not limited to the regulatory provisions of 40 CFR Part 247, and Executive Order 12873, as they apply to the procurement of the items designated in Subpart B of 40 CFR Part 247.

---

16. DAVIS-BACON AND COPELAND ANTI-KICKBACK ACTS

Background and Application
The Davis-Bacon and Copeland Acts are codified at 40 USC 3141, *et seq.* and 18 USC 874. The Acts apply to grantee construction contracts and subcontracts that "at least partly are financed by a loan or grant from the Federal Government." 40 USC 3145(a), 29 CFR 5.2(h), 49 CFR 18.36(i)(5). The Acts apply to any construction contract over $2,000. 40 USC 3142(a), 29 CFR 5.5(a). 'Construction,' for purposes of the Acts, includes "actual construction, alteration and/or repair, including painting and decorating." 29 CFR 5.5(a). The requirements of both Acts are incorporated into a single clause (*see* 29 CFR 3.11) enumerated at 29 CFR 5.5(a) and reproduced below.

The clause language is drawn directly from 29 CFR 5.5(a) and any deviation from the model clause below should be coordinated with counsel to ensure the Acts' requirements are satisfied.

Clause Language
Davis-Bacon and Copeland Anti-Kickback Acts

(1) **Minimum wages** - (i) All laborers and mechanics employed or working upon the site of the work (or under the United States Housing Act of 1937 or under the Housing Act of 1949 in the construction or development of the project), will be paid unconditionally and not less often than once a week, and without subsequent deduction or rebate on any account (except such payroll deductions as are permitted by regulations issued by the Secretary of Labor under the Copeland Act (29 CFR part 3)), the full amount of wages and bona fide fringe benefits (or cash equivalents thereof) due at time of payment computed at rates not less than those contained in the wage determination of the Secretary of Labor which is attached hereto and made a part hereof, regardless of any contractual relationship which may be alleged to exist between the contractor and such laborers and mechanics.

Contributions made or costs reasonably anticipated for bona fide fringe benefits under section 1(b)(2) of the Davis-Bacon Act on behalf of laborers or mechanics are considered wages paid to such laborers or mechanics, subject to the provisions of paragraph (1)(iv) of this section; also, regular contributions made or costs incurred for more than a weekly period (but not less often than quarterly) under plans, funds, or programs which cover the particular weekly period, are deemed to be constructively made or incurred during such weekly period. Such laborers and mechanics shall be paid the appropriate wage rate and fringe benefits on the wage determination for the classification of work actually performed, without regard to skill, except as provided in 29 CFR Part 5.5(a)(4). Laborers or mechanics performing work in more than one classification may be compensated at the rate specified for each classification for the time actually worked therein: Provided, That the employer's payroll records accurately set forth the time spent in each classification in which work is performed. The wage determination (including any additional classifications and wage rates conformed under paragraph (1)(ii) of this section) and the Davis-Bacon poster (WH-1321) shall be posted at all times by the contractor and its subcontractors at the site of the work in a prominent and accessible place where it can be easily seen by the workers.

(ii)(A) The contracting officer shall require that any class of laborers or mechanics, including helpers, which is not listed in the wage determination and which is to be employed under the contract shall be classified in conformance with the wage determination. The contracting officer shall approve an additional classification and wage rate and fringe benefits therefore only when the following criteria have been met:

(1) Except with respect to helpers as defined as 29 CFR 5.2(n)(4), the work to be performed by the classification requested is not performed by a classification in the wage determination; and

(2) The classification is utilized in the area by the construction industry; and

(3) The proposed wage rate, including any bona fide fringe benefits, bears a reasonable relationship to the wage rates contained in the wage determination; and

(4) With respect to helpers as defined in 29 CFR 5.2(n)(4), such a classification prevails in the area in which the work is performed.

(B) If the contractor and the laborers and mechanics to be employed in the classification (if known), or their representatives, and the contracting officer agree on the classification and wage rate (including the amount designated for fringe benefits where appropriate), a report of the action taken shall be sent by the contracting officer to the Administrator of the Wage and Hour Division, Employment Standards Administration, U.S. Department of Labor, Washington, DC 20210. The Administrator, or an authorized representative, will approve, modify, or disapprove every additional classification action within 30 days of receipt and so advise the contracting officer or will notify the contracting officer within the 30-day period that additional time is necessary.

(C) In the event the contractor, the laborers or mechanics to be employed in the classification or their representatives, and the contracting officer do not agree on the proposed classification and wage rate (including the amount designated for fringe benefits, where appropriate), the contracting officer shall refer the questions, including the views of all interested parties and the recommendation of the contracting officer, to the Administrator for determination. The Administrator, or an authorized representative, will issue a determination within 30 days of receipt and so advise the contracting officer or will notify the contracting officer within the 30-day period that additional time is necessary.

(D) The wage rate (including fringe benefits where appropriate) determined pursuant to paragraphs (a)(1)(ii) (B) or (C) of this section, shall be paid to all workers performing work in the classification under this contract from the first day on which work is performed in the classification.

(iii) Whenever the minimum wage rate prescribed in the contract for a class of laborers or mechanics includes a fringe benefit which is not expressed as an hourly rate, the contractor shall either pay the benefit as stated in the wage determination or shall pay another bona fide fringe benefit or an hourly cash equivalent thereof.

(iv) If the contractor does not make payments to a trustee or other third person, the contractor may consider as part of the wages of any laborer or mechanic the amount of any costs reasonably anticipated in providing bona fide fringe benefits under a plan or program, Provided, That the Secretary of Labor has found, upon the written request of the contractor, that the applicable standards of the Davis-Bacon Act have been met. The Secretary of Labor may require the contractor to set aside in a separate account assets for the meeting of obligations under the plan or program.

(v)(A) The contracting officer shall require that any class of laborers or mechanics which is not listed in the wage determination and which is to be employed under the contract shall be classified in conformance with the wage determination. The contracting officer shall approve an additional classification and wage rate and fringe benefits therefor only when the following criteria have been met:

(1) The work to be performed by the classification requested is not performed by a classification in the wage determination; and

(2) The classification is utilized in the area by the construction industry; and

(3) The proposed wage rate, including any bona fide fringe benefits, bears a reasonable relationship to the wage rates contained in the wage determination.

(B) If the contractor and the laborers and mechanics to be employed in the classification (if known), or their representatives, and the contracting officer agree on the classification and wage rate (including the amount designated for fringe benefits where appropriate), a report of the action taken shall be sent by the contracting officer to the Administrator of the Wage and Hour Division, Employment Standards Administration, Washington, DC 20210. The Administrator, or an authorized representative, will approve, modify, or disapprove every additional classification action within 30 days of receipt and so advise the contracting officer or will notify the contracting officer within the 30-day period that additional time is necessary.

(C) In the event the contractor, the laborers or mechanics to be employed in the classification or their representatives, and the contracting officer do not agree on the proposed classification and wage rate (including the amount designated for fringe benefits, where appropriate), the contracting officer shall refer the questions, including the views of all interested parties and the recommendation of the contracting officer, to the Administrator for determination. The Administrator, or an authorized representative, will issue a determination with 30 days of receipt and so advise the contracting officer or will notify the contracting officer within the 30-day period that additional time is necessary.

(D) The wage rate (including fringe benefits where appropriate) determined pursuant to paragraphs (a)(1)(v) (B) or (C) of this section, shall be paid to all workers performing work in the
classification under this contract from the first day on which work is performed in the classification.

(2) **Withholding** - The [***insert name of grantee***] shall upon its own action or upon written request of an authorized representative of the Department of Labor withhold or cause to be withheld from the contractor under this contract or any other Federal contract with the same prime contractor, or any other federally-assisted contract subject to Davis-Bacon prevailing wage requirements, which is held by the same prime contractor, so much of the accrued payments or

advances as may be considered necessary to pay laborers and mechanics, including apprentices, trainees, and helpers, employed by the contractor or any subcontractor the full amount of wages required by the contract. In the event of failure to pay any laborer or mechanic, including any apprentice, trainee, or helper, employed or working on the site of the work (or under the United States Housing Act of 1937 or under the Housing Act of 1949 in the construction or development of the project), all or part of the wages required by the contract, the [***insert name of grantee***] may, after written notice to the contractor, sponsor, applicant, or owner, take such action as may be necessary to cause the suspension of any further payment, advance, or guarantee of funds until such violations have ceased.

(3) **Payrolls and basic records** - (i) Payrolls and basic records relating thereto shall be maintained by the contractor during the course of the work and preserved for a period of three years thereafter for all laborers and mechanics working at the site of the work (or under the United States Housing Act of 1937, or under the Housing Act of 1949, in the construction or development of the project). Such records shall contain the name, address, and social security number of each such worker, his or her correct classification, hourly rates of wages paid (including rates of contributions or costs anticipated for bona fide fringe benefits or cash equivalents thereof of the types described in section 1(b)(2)(B) of the Davis-Bacon Act), daily and weekly number of hours worked, deductions made and actual wages paid. Whenever the Secretary of Labor has found under 29 CFR 5.5(a)(1)(iv) that the wages of any laborer or mechanic include the amount of any costs reasonably anticipated in providing benefits under a plan or program described in section 1(b)(2)(B) of the Davis-Bacon Act, the contractor shall maintain records which show that the commitment to provide such benefits is enforceable, that the plan or program is financially responsible, and that the plan or program has been communicated in writing to the laborers or mechanics affected, and records which show the costs anticipated or the actual cost incurred in providing such benefits. Contractors employing apprentices or trainees under approved programs shall maintain written evidence of the registration of apprenticeship programs and certification of trainee programs, the registration of the apprentices and trainees, and the ratios and wage rates prescribed in the applicable programs.

(ii)(A) The contractor shall submit weekly for each week in which any contract work is performed a copy of all payrolls to the [***insert name of grantee***] for transmission to the Federal Transit Administration. The payrolls submitted shall set out accurately and completely all of the information required to be maintained under section 5.5(a)(3)(i) of Regulations, 29 CFR part 5. This information may be submitted in any form desired. Optional Form WH-347 is available for this purpose and may be purchased from the Superintendent of Documents (Federal Stock Number 029-005-00014-1), U.S. Government Printing Office, Washington, DC 20402. The prime contractor is responsible for the submission of copies of payrolls by all subcontractors.

(B) Each payroll submitted shall be accompanied by a "Statement of Compliance," signed by the contractor or subcontractor or his or her agent who pays or supervises the payment of the persons employed under the contract and shall certify the following:

(1) That the payroll for the payroll period contains the information required to be maintained under section 5.5(a)(3)(i) of Regulations, 29 CFR part 5 and that such information is correct and complete;

(2) That each laborer or mechanic (including each helper, apprentice, and trainee) employed on the contract during the payroll period has been paid the full weekly wages earned, without rebate, either directly or indirectly, and that no deductions have been made either directly or indirectly from the full wages earned, other than permissible deductions as set forth in Regulations, 29 CFR part 3;

(3) That each laborer or mechanic has been paid not less than the applicable wage rates and fringe benefits or cash equivalents for the classification of work performed, as specified in the applicable wage determination incorporated into the contract.

(C) The weekly submission of a properly executed certification set forth on the reverse side of Optional Form WH-347 shall satisfy the requirement for submission of the "Statement of Compliance" required by paragraph (a)(3)(ii)(B) of this section.

(D) The falsification of any of the above certifications may subject the contractor or subcontractor to civil or criminal prosecution under section 1001 of title 18 and section 231 of title 31 of the United States Code.

(iii) The contractor or subcontractor shall make the records required under paragraph (a)(3)(i) of this section available for inspection, copying, or transcription by authorized representatives of the Federal Transit Administration or the Department of Labor, and shall permit such representatives to interview employees during working hours on the job. If the contractor or subcontractor fails to submit the required records or to make them available, the Federal agency may, after written notice to the contractor, sponsor, applicant, or owner, take such action as may be necessary to cause the suspension of any further payment, advance, or guarantee of funds. Furthermore, failure to submit the required records upon request or to make such records available may be grounds for debarment action pursuant to 29 CFR 5.12.

(4) **Apprentices and trainees** - (i) Apprentices - Apprentices will be permitted to work at less than the predetermined rate for the work they performed when they are employed pursuant to and individually registered in a bona fide apprenticeship program registered with the U.S. Department of Labor, Employment and Training Administration, Bureau of Apprenticeship and Training, or with a State Apprenticeship Agency recognized by the Bureau, or if a person is employed in his or her first 90 days of probationary employment as an apprentice in such an apprenticeship program, who is not individually registered in the program, but who has been certified by the Bureau of Apprenticeship and Training or a State Apprenticeship Agency (where appropriate) to be eligible for probationary employment as an apprentice. The allowable ratio of apprentices to journeymen on the job site in any craft classification shall not be greater than the ratio permitted to the contractor as to the entire work force under the registered program. Any

worker listed on a payroll at an apprentice wage rate, who is not registered or otherwise employed as stated above, shall be paid not less than the applicable wage rate on the wage determination for the classification of work actually performed. In addition, any apprentice performing work on the job site in excess of the ratio permitted under the registered program shall be paid not less than the applicable wage rate on the wage determination for the work actually performed. Where a contractor is performing construction on a project in a locality other than that in which its program is registered, the ratios and wage rates (expressed in percentages of the journeyman's hourly rate) specified in the contractor's or subcontractor's registered program shall be observed. Every apprentice must be paid at not less than the rate specified in the registered program for the apprentice's level of progress, expressed as a percentage of the journeymen hourly rate specified in the applicable wage determination. Apprentices shall be paid fringe benefits in accordance with the provisions of the apprenticeship program. If the apprenticeship program does not specify fringe benefits, apprentices must be paid the full amount of fringe benefits listed on the wage determination for the applicable classification. If the Administrator of the Wage and Hour Division of the U.S. Department of Labor determines that a different practice prevails for the applicable apprentice classification, fringes shall be paid in accordance with that determination. In the event the Bureau of Apprenticeship and Training, or a State Apprenticeship Agency recognized by the Bureau, withdraws approval of an apprenticeship program, the contractor will no longer be permitted to utilize apprentices at less than the applicable predetermined rate for the work performed until an acceptable program is approved.

(ii) Trainees - Except as provided in 29 CFR 5.16, trainees will not be permitted to work at less than the predetermined rate for the work performed unless they are employed pursuant to and individually registered in a program which has received prior approval, evidenced by formal certification by the U.S. Department of Labor, Employment and Training Administration. The ratio of trainees to journeymen on the job site shall not be greater than permitted under the plan approved by the Employment and Training Administration. Every trainee must be paid at not less than the rate specified in the approved program for the trainee's level of progress, expressed as a percentage of the journeyman hourly rate specified in the applicable wage determination. Trainees shall be paid fringe benefits in accordance with the provisions of the trainee program. If the trainee program does not mention fringe benefits, trainees shall be paid the full amount of fringe benefits listed on the wage determination unless the Administrator of the Wage and Hour Division determines that there is an apprenticeship program associated with the corresponding journeyman wage rate on the wage determination which provides for less than full fringe benefits for apprentices. Any employee listed on the payroll at a trainee rate who is not registered and participating in a training plan approved by the Employment and Training Administration shall be paid not less than the applicable wage rate on the wage determination for the classification of work actually performed. In addition, any trainee performing work on the job site in excess of the ratio permitted under the registered program shall be paid not less than the applicable wage rate on the wage determination for the work actually performed. In the event the Employment and Training Administration withdraws approval of a training program, the contractor will no longer be permitted to utilize trainees at less than the applicable

predetermined rate for the work performed until an acceptable program is approved.

(iii) Equal employment opportunity - The utilization of apprentices, trainees and journeymen under this part shall be in conformity with the equal employment opportunity requirements of Executive Order 11246, as amended, and 29 CFR part 30.

(5) **Compliance with Copeland Act requirements** - The contractor shall comply with the requirements of 29 CFR part 3, which are incorporated by reference in this contract.

(6) **Subcontracts** - The contractor or subcontractor shall insert in any subcontracts the clauses contained in 29 CFR 5.5(a)(1) through (10) and such other clauses as the Federal Transit Administration may by appropriate instructions require, and also a clause requiring the subcontractors to include these clauses in any lower tier subcontracts. The prime contractor shall be responsible for the compliance by any subcontractor or lower tier subcontractor with all the contract clauses in 29 CFR 5.5.

(7) **Contract termination: debarment** - A breach of the contract clauses in 29 CFR 5.5 may be grounds for termination of the contract, and for debarment as a contractor and a subcontractor as provided in 29 CFR 5.12.

(8) **Compliance with Davis-Bacon and Related Act requirements** - All rulings and interpretations of the Davis-Bacon and Related Acts contained in 29 CFR parts 1, 3, and 5 are herein incorporated by reference in this contract.

(9) **Disputes concerning labor standards** - Disputes arising out of the labor standards provisions of this contract shall not be subject to the general disputes clause of this contract. Such disputes shall be resolved in accordance with the procedures of the Department of Labor set forth in 29 CFR parts 5, 6, and 7. Disputes within the meaning of this clause include disputes between the contractor (or any of its subcontractors) and the contracting agency, the U.S. Department of Labor, or the employees or their representatives.

(10) **Certification of eligibility** - (i) By entering into this contract, the contractor certifies that neither it (nor he or she) nor any person or firm who has an interest in the contractor's firm is a person or firm ineligible to be awarded Government contracts by virtue of section 3(a) of the Davis-Bacon Act or 29 CFR 5.12(a)(1).

(ii) No part of this contract shall be subcontracted to any person or firm ineligible for award of a Government contract by virtue of section 3(a) of the Davis-Bacon Act or 29 CFR 5.12(a)(1).

(iii) The penalty for making false statements is prescribed in the U.S. Criminal Code, 18 U.S.C. 1001.

17. CONTRACT WORK HOURS AND SAFETY STANDARDS ACT

Background and Application

The Contract Work Hours and Safety Standards Act is codified at 40 USC 3701, *et seq.* The Act applies to grantee contracts and subcontracts "financed at least in part by loans or grants from … the [Federal] Government." 40 USC 3701(b)(1)(B)(iii) and (b)(2), 29 CFR 5.2(h), 49 CFR 18.36(i)(6). Although the original Act required its application in any construction contract over $2,000 or non-construction contract to which the Act applied over $2,500 (and language to that effect is still found in 49 CFR 18.36(i)(6)), the Act no longer applies to any "contract in an amount that is not greater than $100,000." 40 USC 3701(b)(3) (A)(iii).

The Act applies to construction contracts and, in very limited circumstances, non-construction projects that employ "laborers or mechanics on a public work." These non-construction applications do not generally apply to transit procurements because transit procurements (to include rail cars and buses) are deemed "commercial items." 40 USC 3707, 41 USC 403 (12). A grantee that contemplates entering into a contract to procure a developmental or unique item should consult counsel to determine if the Act applies to that procurement and that additional language required by 29 CFR 5.5(c) must be added to the basic clause below.

The clause language is drawn directly from 29 CFR 5.5(b) and any deviation from the model clause below should be coordinated with counsel to ensure the Act's requirements are satisfied.

Clause Language

Contract Work Hours and Safety Standards

(1) **Overtime requirements** - No contractor or subcontractor contracting for any part of the contract work which may require or involve the employment of laborers or mechanics shall require or permit any such laborer or mechanic in any workweek in which he or she is employed on such work to work in excess of forty hours in such workweek unless such laborer or mechanic receives compensation at a rate not less than one and one-half times the basic rate of pay for all hours worked in excess of forty hours in such workweek.

(2) **Violation; liability for unpaid wages; liquidated damages** - In the event of any violation of the clause set forth in paragraph (1) of this section the contractor and any subcontractor responsible therefor shall be liable for the unpaid wages. In addition, such contractor and subcontractor shall be liable to the United States for liquidated damages. Such liquidated damages shall be computed with respect to each individual laborer or mechanic, including watchmen and guards, employed in violation of the clause set forth in paragraph (1) of this section, in the sum of $10 for each calendar day on which such individual was required or permitted to work in excess of the standard workweek of forty hours without payment of the overtime wages required by the clause set forth in paragraph (1) of this section.

(3) **Withholding for unpaid wages and liquidated damages** - The (***write in the name of the grantee***) shall upon its own action or upon written request of an authorized representative of the Department of Labor withhold or cause to be withheld, from any moneys payable on account of work performed by the contractor or subcontractor under any such contract or any other Federal contract with the same prime contractor, or any other federally-assisted contract subject to the Contract Work Hours and Safety Standards Act, which is held by the same prime contractor, such sums as may be determined to be necessary to satisfy any liabilities of such contractor or subcontractor for unpaid wages and liquidated damages as provided in the clause set forth in paragraph (2) of this section.

(4) **Subcontracts** - The contractor or subcontractor shall insert in any subcontracts the clauses set forth in paragraphs (1) through (4) of this section and also a clause requiring the subcontractors to include these clauses in any lower tier subcontracts. The prime contractor shall be responsible for compliance by any subcontractor or lower tier subcontractor with the clauses set forth in paragraphs (1) through (4) of this section.

---

18. [RESERVED]

---

19. NO GOVERNMENT OBLIGATION TO THIRD PARTIES

Applicability to Contracts
Applicable to all contracts.

Flow Down
Not required by statute or regulation for either primary contractors or subcontractors, this concept should flow down to all levels to clarify, to all parties to the contract, that the Federal Government does not have contractual liability to third parties, absent specific written consent.

Model Clause/Language
While no specific language is required, FTA has developed the following language.

No Obligation by the Federal Government.

(1) The Purchaser and Contractor acknowledge and agree that, notwithstanding any concurrence by the Federal Government in or approval of the solicitation or award of the underlying contract, absent the express written consent by the Federal Government, the Federal Government is not a party to this contract and shall not be subject to any obligations or liabilities to the Purchaser, Contractor, or any other party (whether or not a party to that contract) pertaining to any matter resulting from the underlying contract.

(2) The Contractor agrees to include the above clause in each subcontract financed in whole or in part with Federal assistance provided by FTA. It is further agreed that the clause shall not be modified, except to identify the subcontractor who will be subject to its provisions.

---

20. PROGRAM FRAUD AND FALSE OR FRAUDULENT STATEMENTS AND RELATED ACTS

31 U.S.C. 3801 et seq.
49 CFR Part 31 18 U.S.C. 1001
49 U.S.C. 5307

Applicability to Contracts
These requirements are applicable to all contracts.

Flow Down
These requirements flow down to contractors and subcontractors who make, present, or submit covered claims and statements.

Model Clause/Language
These requirements have no specified language, so FTA proffers the following language.

Program Fraud and False or Fraudulent Statements or Related Acts.

(1) The Contractor acknowledges that the provisions of the Program Fraud Civil Remedies Act of 1986, as amended, 31 U.S.C. § 3801 et seq. and U.S. DOT regulations, "Program Fraud Civil Remedies," 49 C.F.R. Part 31, apply to its actions pertaining to this Project. Upon execution of the underlying contract, the Contractor certifies or affirms the truthfulness and accuracy of any statement it has made, it makes, it may make, or causes to be made, pertaining to the underlying contract or the FTA assisted project for which this contract work is being performed. In addition to other penalties that may be applicable, the Contractor further acknowledges that if it makes, or causes to be made, a false, fictitious, or fraudulent claim, statement, submission, or certification, the Federal Government reserves the right to impose the penalties of the Program Fraud Civil Remedies Act of 1986 on the Contractor to the extent the Federal Government deems appropriate.

(2) The Contractor also acknowledges that if it makes, or causes to be made, a false, fictitious, or fraudulent claim, statement, submission, or certification to the Federal Government under a contract connected with a project that is financed in whole or in part with Federal assistance originally awarded by FTA under the authority of 49 U.S.C. § 5307, the Government reserves the right to impose the penalties of 18 U.S.C. § 1001 and 49 U.S.C. § 5307(n)(1) on the Contractor, to the extent the Federal Government deems appropriate.

(3) The Contractor agrees to include the above two clauses in each subcontract financed in whole or in part with Federal assistance provided by FTA. It is further agreed that the clauses shall not be modified, except to identify the subcontractor who will be subject to the provisions.

---

21. TERMINATION
49 U.S.C. Part 18
FTA Circular 4220.1E

Applicability to Contracts
All contracts (with the exception of contracts with nonprofit organizations and institutions of higher education,) in excess of $10,000 shall contain suitable provisions for termination by the grantee including the manner by which it will be effected and the basis for settlement. (For contracts with nonprofit organizations and institutions of higher education the threshold is $100,000.) In addition, such contracts shall describe conditions under which the contract may be terminated for default as well as conditions where the contract may be terminated because of circumstances beyond the control of the contractor.

Flow Down
The termination requirements flow down to all contracts in excess of $10,000, with the exception of contracts with nonprofit organizations and institutions of higher learning.

Model Clause/Language
FTA does not prescribe the form or content of such clauses. The following are suggestions of clauses to be used in different types of contracts:

a. Termination for Convenience (General Provision) The (Recipient) may terminate this contract, in whole or in part, at any time by written notice to the Contractor when it is in the Government's best interest. The Contractor shall be paid its costs, including contract close-out costs, and profit on work performed up to the time of termination. The Contractor shall promptly submit its termination claim to (Recipient) to be paid the Contractor. If the Contractor has any property in its possession belonging to the (Recipient), the Contractor will account for the same, and dispose of it in the manner the (Recipient) directs.

b. Termination for Default [Breach or Cause] (General Provision) If the Contractor does not deliver supplies in accordance with the contract delivery schedule, or, if the contract is for services, the Contractor fails to perform in the manner called for in the contract, or if the Contractor fails to comply with any other provisions of the contract, the (Recipient) may terminate this contract for default. Termination shall be effected by serving a notice of termination on the contractor setting forth the manner in which the Contractor is in default. The contractor will only be paid the contract price for supplies delivered and accepted, or services performed in accordance with the manner of performance set forth in the contract.

If it is later determined by the (Recipient) that the Contractor had an excusable reason for not performing, such as a strike, fire, or flood, events which are not the fault of or are beyond the control of the Contractor, the (Recipient), after setting up a new delivery of performance schedule, may allow the Contractor to continue work, or treat the termination as a termination for convenience.

c. Opportunity to Cure (General Provision) The (Recipient) in its sole discretion may, in the case of a termination for breach or default, allow the Contractor [an appropriately short period of time] in which to cure the defect. In such case, the notice of termination will state the time period in which cure is permitted and other appropriate conditions

If Contractor fails to remedy to (Recipient)'s satisfaction the breach or default of any of the terms, covenants, or conditions of this Contract within [ten (10) days] after receipt by Contractor of written notice from (Recipient) setting forth the nature of said breach or default, (Recipient) shall have the right to terminate the Contract without any further obligation to Contractor. Any such termination for default shall not in any way operate to preclude (Recipient) from also pursuing all available remedies against Contractor and its sureties for said breach or default.

d. Waiver of Remedies for any Breach In the event that (Recipient) elects to waive its remedies for any breach by Contractor of any covenant, term or condition of this Contract, such waiver by (Recipient) shall not limit (Recipient)'s remedies for any succeeding breach of that or of any other term, covenant, or condition of this Contract.

e. Termination for Convenience (Professional or Transit Service Contracts) The (Recipient), by written notice, may terminate this contract, in whole or in part, when it is in the Government's interest. If this contract is terminated, the Recipient shall be liable only for payment under the payment provisions of this contract for services rendered before the effective date of termination.

f. Termination for Default (Supplies and Service) If the Contractor fails to deliver supplies or to perform the services within the time specified in this contract or any extension or if the Contractor fails to comply with any other provisions of this contract, the (Recipient) may terminate this contract for default. The (Recipient) shall terminate by delivering to the Contractor a Notice of Termination specifying the nature of the default. The Contractor will only be paid the contract price for supplies delivered and accepted, or services performed in accordance with the manner or performance set forth in this contract.

If, after termination for failure to fulfill contract obligations, it is determined that the Contractor was not in default, the rights and obligations of the parties shall be the same as if the termination had been issued for the convenience of the Recipient.

g. Termination for Default (Transportation Services) If the Contractor fails to pick up the commodities or to perform the services, including delivery services, within the time specified in this contract or any extension or if the Contractor fails to comply with any other provisions of

this contract, the (Recipient) may terminate this contract for default. The (Recipient) shall terminate by delivering to the Contractor a Notice of Termination specifying the nature of default. The Contractor will only be paid the contract price for services performed in accordance with the manner of performance set forth in this contract.

If this contract is terminated while the Contractor has possession of Recipient goods, the Contractor shall, upon direction of the (Recipient), protect and preserve the goods until surrendered to the Recipient or its agent. The Contractor and (Recipient) shall agree on payment for the preservation and protection of goods. Failure to agree on an amount will be resolved under the Dispute clause.

If, after termination for failure to fulfill contract obligations, it is determined that the Contractor was not in default, the rights and obligations of the parties shall be the same as if the termination had been issued for the convenience of the (Recipient).

h. Termination for Default (Construction) If the Contractor refuses or fails to prosecute the work or any separable part, with the diligence that will insure its completion within the time specified in this contract or any extension or fails to complete the work within this time, or if the Contractor fails to comply with any other provisions of this contract, the (Recipient) may terminate this contract for default. The (Recipient) shall terminate by delivering to the Contractor a Notice of Termination specifying the nature of the default. In this event, the Recipient may take over the work and compete it by contract or otherwise, and may take possession of and use any materials, appliances, and plant on the work site necessary for completing the work. The Contractor and its sureties shall be liable for any damage to the Recipient resulting from the Contractor's refusal or failure to complete the work within specified time, whether or not the Contractor's right to proceed with the work is terminated. This liability includes any increased costs incurred by the Recipient in completing the work.

The Contractor's right to proceed shall not be terminated nor the Contractor charged with damages under this clause if-

1. the delay in completing the work arises from unforeseeable causes beyond the control and without the fault or negligence of the Contractor. Examples of such causes include: acts of God, acts of the Recipient, acts of another Contractor in the performance of a contract with the Recipient, epidemics, quarantine restrictions, strikes, freight embargoes; and

2. the contractor, within [10] days from the beginning of any delay, notifies the (Recipient) in writing of the causes of delay. If in the judgment of the (Recipient), the delay is excusable, the time for completing the work shall be extended. The judgment of the (Recipient) shall be final and conclusive on the parties, but subject to appeal under the Disputes clauses.

If, after termination of the Contractor's right to proceed, it is determined that the Contractor was not in default, or that the delay was excusable, the rights and obligations of the parties will be the same as if the termination had been issued for the convenience of the Recipient.

i. Termination for Convenience or Default (Architect and Engineering) The (Recipient) may terminate this contract in whole or in part, for the Recipient's convenience or because of the failure of the Contractor to fulfill the contract obligations. The (Recipient) shall terminate by delivering to the Contractor a Notice of Termination specifying the nature, extent, and effective date of the termination. Upon receipt of the notice, the Contractor shall (1) immediately discontinue all services affected (unless the notice directs otherwise), and (2) deliver to the Contracting Officer all data, drawings, specifications, reports, estimates, summaries, and other information and materials accumulated in performing this contract, whether completed or in process.

If the termination is for the convenience of the Recipient, the Contracting Officer shall make an equitable adjustment in the contract price but shall allow no anticipated profit on unperformed services.

If the termination is for failure of the Contractor to fulfill the contract obligations, the Recipient may complete the work by contact or otherwise and the Contractor shall be liable for any additional cost incurred by the Recipient.

If, after termination for failure to fulfill contract obligations, it is determined that the Contractor was not in default, the rights and obligations of the parties shall be the same as if the termination had been issued for the convenience of the Recipient.

j. Termination for Convenience of Default (Cost-Type Contracts) The (Recipient) may terminate this contract, or any portion of it, by serving a notice or termination on the Contractor. The notice shall state whether the termination is for convenience of the (Recipient) or for the default of the Contractor. If the termination is for default, the notice shall state the manner in which the contractor has failed to perform the requirements of the contract. The Contractor shall account for any property in its possession paid for from funds received from the (Recipient), or property supplied to the Contractor by the (Recipient). If the termination is for default, the (Recipient) may fix the fee, if the contract provides for a fee, to be paid the contractor in proportion to the value, if any, of work performed up to the time of termination. The Contractor shall promptly submit its termination claim to the (Recipient) and the parties shall negotiate the termination settlement to be paid the Contractor.

If the termination is for the convenience of the (Recipient), the Contractor shall be paid its contract close-out costs, and a fee, if the contract provided for payment of a fee, in proportion to the work performed up to the time of termination.

If, after serving a notice of termination for default, the (Recipient) determines that the Contractor has an excusable reason for not performing, such as strike, fire, flood, events which are not the fault of and are beyond the control of the contractor, the (Recipient), after setting up a new work schedule, may allow the Contractor to continue work, or treat the termination as a termination for convenience.

---

22. GOVERNMENT-WIDE DEBARMENT AND SUSPENSION (NONPROCUREMENT)

Background and Applicability

In conjunction with the Office of Management and Budget and other affected Federal agencies, DOT published an update to 49 CFR Part 29 on November 26, 2003. This government-wide regulation implements Executive Order 12549, *Debarment and Suspension*, Executive Order 12689, *Debarment and Suspension*, and 31 U.S.C. 6101 note (Section 2455, Public Law 103-355, 108 Stat. 3327).

The provisions of Part 29 apply to all grantee contracts and subcontracts at any level expected to equal or exceed $25,000 as well as any contract or subcontract (at any level) for Federally required auditing services. 49 CFR 29.220(b). This represents a change from prior practice in that the dollar threshold for application of these rules has been lowered from $100,000 to $25,000. These are contracts and subcontracts referred to in the regulation as "covered transactions."

Grantees, contractors, and subcontractors (at any level) that enter into covered transactions are required to verify that the entity (as well as its principals and affiliates) they propose to contract or subcontract with is not excluded or disqualified. They do this by (a) Checking the Excluded Parties List System, (b) Collecting a certification from that person, or (c) Adding a clause or condition to the contract or subcontract. This represents a change from prior practice in that certification is still acceptable but is no longer required. 49 CFR 29.300.

Grantees, contractors, and subcontractors who enter into covered transactions also must require the entities they contract with to comply with 49 CFR 29, subpart C and include this requirement in their own subsequent covered transactions (i.e., the requirement flows down to subcontracts at all levels).

Clause Language

The following clause language is suggested, not mandatory. It incorporates the optional method of verifying that contractors are not excluded or disqualified by certification.

Suspension and Debarment

> This contract is a covered transaction for purposes of 49 CFR Part 29. As such, the contractor is required to verify that none of the contractor, its principals, as defined at 49 CFR 29.995, or affiliates, as defined at 49 CFR 29.905, are excluded

or disqualified as defined at 49 CFR 29.940 and 29.945.

The contractor is required to comply with 49 CFR 29, Subpart C and must include the requirement to comply with 49 CFR 29, Subpart C in any lower tier covered transaction it enters into.
By signing and submitting its bid or proposal, the bidder or proposer certifies as follows:

The certification in this clause is a material representation of fact relied upon by **{insert agency name}**. If it is later determined that the bidder or proposer knowingly rendered an erroneous certification, in addition to remedies available to **{insert agency name}**, the Federal Government may pursue available remedies, including but not limited to suspension and/or debarment. The bidder or proposer agrees to comply with the requirements of 49 CFR 29, Subpart C while this offer is valid and throughout the period of any contract that may arise from this offer. The bidder or proposer further agrees to include a provision requiring such compliance in its lower tier covered transactions.

---

23. PRIVACY ACT
5 U.S.C. 552

Applicability to Contracts
When a grantee maintains files on drug and alcohol enforcement activities for FTA, and those files are organized so that information could be retrieved by personal identifier, the Privacy Act requirements apply to all contracts.

Flow Down
The Federal Privacy Act requirements flow down to each third party contractor and their contracts at every tier.

Model Clause/Language
The text of the following clause has not been mandated by statute or specific regulation, but has been developed by FTA.

Contracts Involving Federal Privacy Act Requirements - The following requirements apply to the Contractor and its employees that administer any system of records on behalf of the Federal Government under any contract:

(1) The Contractor agrees to comply with, and assures the compliance of its employees with, the information restrictions and other applicable requirements of the Privacy Act of 1974,

5 U.S.C. § 552a. Among other things, the Contractor agrees to obtain the express consent of the Federal Government before the Contractor or its employees operate a system of records on

behalf of the Federal Government. The Contractor understands that the requirements of the Privacy Act, including the civil and criminal penalties for violation of that Act, apply to those individuals involved, and that failure to comply with the terms of the Privacy Act may result in termination of the underlying contract.

(2) The Contractor also agrees to include these requirements in each subcontract to administer any system of records on behalf of the Federal Government financed in whole or in part with Federal assistance provided by FTA.

---

24. CIVIL RIGHTS REQUIREMENTS
29 U.S.C. § 623, 42 U.S.C. § 2000
42 U.S.C. § 6102, 42 U.S.C. § 12112
42 U.S.C. § 12132, 49 U.S.C. § 5332
29 CFR Part 1630, 41 CFR Parts 60 et seq.

Applicability to Contracts
The Civil Rights Requirements apply to all contracts.

Flow Down
The Civil Rights requirements flow down to all third party contractors and their contracts at every tier.

Model Clause/Language
The following clause was predicated on language contained at 49 CFR Part 19, Appendix A, but FTA has shortened the lengthy text.

Civil Rights - The following requirements apply to the underlying contract:

(1) Nondiscrimination - In accordance with Title VI of the Civil Rights Act, as amended, 42 U.S.C. § 2000d, section 303 of the Age Discrimination Act of 1975, as amended, 42 U.S.C. § 6102, section 202 of the Americans with Disabilities Act of 1990, 42 U.S.C. § 12132, and Federal transit law at 49 U.S.C. § 5332, the Contractor agrees that it will not discriminate against any employee or applicant for employment because of race, color, creed, national origin, sex, age, or disability. In addition, the Contractor agrees to comply with applicable Federal implementing regulations and other implementing requirements FTA may issue.

(2) Equal Employment Opportunity - The following equal employment opportunity requirements apply to the underlying contract:

(a) Race, Color, Creed, National Origin, Sex - In accordance with Title VII of the Civil Rights Act, as amended, 42 U.S.C. § 2000e, and Federal transit laws at 49 U.S.C. § 5332, the Contractor agrees to comply with all applicable equal employment opportunity requirements of U.S. Department of Labor (U.S. DOL) regulations, "Office of Federal Contract Compliance Programs, Equal Employment Opportunity, Department of Labor," 41 C.F.R. Parts 60 et seq., (which implement Executive Order No. 11246, "Equal Employment Opportunity," as amended by Executive Order No. 11375, "Amending Executive Order 11246 Relating to Equal Employment Opportunity," 42 U.S.C. § 2000e note), and with any applicable Federal statutes, executive orders, regulations, and Federal policies that may in the future affect construction activities undertaken in the course of the Project. The Contractor agrees to take affirmative action to ensure that applicants are employed, and that employees are treated during employment, without regard to their race, color, creed, national origin, sex, or age. Such action shall include, but not be limited to, the following: employment, upgrading, demotion or transfer, recruitment or recruitment advertising, layoff or termination; rates of pay or other forms of compensation; and selection for training, including apprenticeship. In addition, the Contractor agrees to comply with any implementing requirements FTA may issue.

(b) Age - In accordance with section 4 of the Age Discrimination in Employment Act of 1967, as amended, 29 U.S.C. § § 623 and Federal transit law at 49 U.S.C. § 5332, the Contractor agrees to refrain from discrimination against present and prospective employees for reason of age. In addition, the Contractor agrees to comply with any implementing requirements FTA may issue.

(c) Disabilities - In accordance with section 102 of the Americans with Disabilities Act, as amended, 42 U.S.C. § 12112, the Contractor agrees that it will comply with the requirements of U.S. Equal Employment Opportunity Commission, "Regulations to Implement the Equal Employment Provisions of the Americans with Disabilities Act," 29 C.F.R. Part 1630, pertaining to employment of persons with disabilities. In addition, the Contractor agrees to comply with any implementing requirements FTA may issue.

(3) The Contractor also agrees to include these requirements in each subcontract financed in whole or in part with Federal assistance provided by FTA, modified only if necessary to identify the affected parties.

---

25. BREACHES AND DISPUTE RESOLUTION
49 CFR Part 18
FTA Circular 4220.1E

Applicability to Contracts
All contracts in excess of $100,000 shall contain provisions or conditions which will allow for administrative, contractual, or legal remedies in instances where contractors violate or breach contract terms, and provide for such sanctions and penalties as may be appropriate. This may

include provisions for bonding, penalties for late or inadequate performance, retained earnings, liquidated damages or other appropriate measures.

Flow Down
The Breaches and Dispute Resolutions requirements flow down to all tiers.

Model Clauses/Language
FTA does not prescribe the form or content of such provisions. What provisions are developed will depend on the circumstances and the type of contract. Recipients should consult legal counsel in developing appropriate clauses. The following clauses are examples of provisions from various FTA third party contracts.

Disputes - Disputes arising in the performance of this Contract which are not resolved by agreement of the parties shall be decided in writing by the authorized representative of (Recipient)'s [title of employee]. This decision shall be final and conclusive unless within [ten (10)] days from the date of receipt of its copy, the Contractor mails or otherwise furnishes a written appeal to the [title of employee]. In connection with any such appeal, the Contractor shall be afforded an opportunity to be heard and to offer evidence in support of its position. The decision of the [title of employee] shall be binding upon the Contractor and the Contractor shall abide be the decision.

Performance During Dispute - Unless otherwise directed by (Recipient), Contractor shall continue performance under this Contract while matters in dispute are being resolved.

Claims for Damages - Should either party to the Contract suffer injury or damage to person or property because of any act or omission of the party or of any of his employees, agents or others for whose acts he is legally liable, a claim for damages therefor shall be made in writing to such other party within a reasonable time after the first observance of such injury of damage.

Remedies - Unless this contract provides otherwise, all claims, counterclaims, disputes and other matters in question between the (Recipient) and the Contractor arising out of or relating to this agreement or its breach will be decided by arbitration if the parties mutually agree, or in a court of competent jurisdiction within the State in which the (Recipient) is located.

Rights and Remedies - The duties and obligations imposed by the Contract Documents and the rights and remedies available thereunder shall be in addition to and not a limitation of any duties, obligations, rights and remedies otherwise imposed or available by law. No action or failure to act by the (Recipient), (Architect) or Contractor shall constitute a waiver of any right or duty afforded any of them under the Contract, nor shall any such action or failure to act constitute an approval of or acquiescence in any breach thereunder, except as may be specifically agreed in writing.

26. PATENT AND RIGHTS IN DATA

37 CFR Part 401
49 CFR Parts 18 and 19

Applicability to Contracts
Patent and rights in data requirements for federally assisted projects ONLY apply to research projects in which FTA finances the purpose of the grant is to finance the development of a product or information. These patent and data rights requirements do not apply to capital projects or operating projects, even though a small portion of the sales price may cover the cost of product development or writing the user's manual.

Flow Down
The Patent and Rights in Data requirements apply to all contractors and their contracts at every tier.

Model Clause/Language
The FTA patent clause is substantially similar to the text of 49 C.F.R. Part 19, Appendix A, Section 5, but the rights in data clause reflects FTA objectives. For patent rights, FTA is governed by Federal law and regulation. For data rights, the text on copyrights is insufficient to meet FTA's purposes for awarding research grants. This model clause, with larger rights as a standard, is proposed with the understanding that this standard could be modified to FTA's needs.

CONTRACTS INVOLVING EXPERIMENTAL, DEVELOPMENTAL, OR RESEARCH WORK.

A. **Rights in Data** - This following requirements apply to each contract involving experimental, developmental or research work:

(1) The term "subject data" used in this clause means recorded information, whether or not copyrighted, that is delivered or specified to be delivered under the contract. The term includes graphic or pictorial delineation in media such as drawings or photographs; text in specifications or related performance or design-type documents; machine forms such as punched cards, magnetic tape, or computer memory printouts; and information retained in computer memory. Examples include, but are not limited to: computer software, engineering drawings and associated lists, specifications, standards, process sheets, manuals, technical reports, catalog item identifications, and related information. The term "subject data" does not include financial reports, cost analyses, and similar information incidental to contract administration.

(2) The following restrictions apply to all subject data first produced in the performance of the contract to which this Attachment has been added:

(a) Except for its own internal use, the Purchaser or Contractor may not publish or reproduce subject data in whole or in part, or in any manner or form, nor may the Purchaser or Contractor

authorize others to do so, without the written consent of the Federal Government, until such time as the Federal Government may have either released or approved the release of such data to the public; this restriction on publication, however, does not apply to any contract with an academic institution.

(b) In accordance with 49 C.F.R. § 18.34 and 49 C.F.R. § 19.36, the Federal Government reserves a royalty-free, non-exclusive and irrevocable license to reproduce, publish, or otherwise use, and to authorize others to use, for "Federal Government purposes," any subject data or copyright described in subsections (2)(b)1 and (2)(b)2 of this clause below. As used in the previous sentence, "for Federal Government purposes," means use only for the direct purposes of the Federal Government. Without the copyright owner's consent, the Federal Government may not extend its Federal license to any other party.

1. Any subject data developed under that contract, whether or not a copyright has been obtained; and

2. Any rights of copyright purchased by the Purchaser or Contractor using Federal assistance in whole or in part provided by FTA.

(c) When FTA awards Federal assistance for experimental, developmental, or research work, it is FTA's general intention to increase transportation knowledge available to the public, rather than to restrict the benefits resulting from the work to participants in that work. Therefore, unless FTA determines otherwise, the Purchaser and the Contractor performing experimental, developmental, or research work required by the underlying contract to which this Attachment is added agrees to permit FTA to make available to the public, either FTA's license in the copyright to any subject data developed in the course of that contract, or a copy of the subject data first produced under the contract for which a copyright has not been obtained. If the experimental, developmental, or research work, which is the subject of the underlying contract, is not completed for any reason whatsoever, all data developed under that contract shall become subject data as defined in subsection (a) of this clause and shall be delivered as the Federal Government may direct. This subsection (c) , however, does not apply to adaptations of automatic data processing equipment or programs for the Purchaser or Contractor's use whose costs are financed in whole or in part with Federal assistance provided by FTA for transportation capital projects.

(d) Unless prohibited by state law, upon request by the Federal Government, the Purchaser and the Contractor agree to indemnify, save, and hold harmless the Federal Government, its officers, agents, and employees acting within the scope of their official duties against any liability, including costs and expenses, resulting from any willful or intentional violation by the Purchaser or Contractor of proprietary rights, copyrights, or right of privacy, arising out of the publication, translation, reproduction, delivery, use, or disposition of any data furnished under that contract. Neither the Purchaser nor the Contractor shall be required to indemnify the Federal Government for any such liability arising out of the wrongful act of any employee, official, or agents of the Federal Government.

(e) Nothing contained in this clause on rights in data shall imply a license to the Federal Government under any patent or be construed as affecting the scope of any license or other right otherwise granted to the Federal Government under any patent.

(f) Data developed by the Purchaser or Contractor and financed entirely without using Federal assistance provided by the Federal Government that has been incorporated into work required by the underlying contract to which this Attachment has been added is exempt from the requirements of subsections (b), (c), and (d) of this clause, provided that the Purchaser or Contractor identifies that data in writing at the time of delivery of the contract work.

(g) Unless FTA determines otherwise, the Contractor agrees to include these requirements in each subcontract for experimental, developmental, or research work financed in whole or in part with Federal assistance provided by FTA.

(3) Unless the Federal Government later makes a contrary determination in writing, irrespective of the Contractor's status (i.e., a large business, small business, state government or state instrumentality, local government, nonprofit organization, institution of higher education, individual, etc.), the Purchaser and the Contractor agree to take the necessary actions to provide, through FTA, those rights in that invention due the Federal Government as described in

U.S. Department of Commerce regulations, "Rights to Inventions Made by Nonprofit Organizations and Small Business Firms Under Government Grants, Contracts and Cooperative Agreements," 37 C.F.R. Part 401.

(4) The Contractor also agrees to include these requirements in each subcontract for experimental, developmental, or research work financed in whole or in part with Federal assistance provided by FTA.

B. **Patent Rights** - The following requirements apply to each contract involving experimental, developmental, or research work:

(1) General - If any invention, improvement, or discovery is conceived or first actually reduced to practice in the course of or under the contract to which this Attachment has been added, and that invention, improvement, or discovery is patentable under the laws of the United States of America or any foreign country, the Purchaser and Contractor agree to take actions necessary to provide immediate notice and a detailed report to the party at a higher tier until FTA is ultimately notified.

(2) Unless the Federal Government later makes a contrary determination in writing, irrespective of the Contractor's status (a large business, small business, state government or state instrumentality, local government, nonprofit organization, institution of higher education, individual), the Purchaser and the Contractor agree to take the necessary actions to provide, through FTA, those rights in that invention due the Federal Government as described in U.S.

Department of Commerce regulations, "Rights to Inventions Made by Nonprofit Organizations and Small Business Firms Under Government Grants, Contracts and Cooperative Agreements," 37 C.F.R. Part 401.

(3) The Contractor also agrees to include the requirements of this clause in each subcontract for experimental, developmental, or research work financed in whole or in part with Federal assistance provided by FTA.

---

27. TRANSIT EMPLOYEE PROTECTIVE AGREEMENTS
49 U.S.C. § 5310, § 5311, and § 5333
29 CFR Part 215

Applicability to Contracts
The Transit Employee Protective Provisions apply to each contract for transit operations performed by employees of a Contractor recognized by FTA to be a transit operator. (Because transit operations involve many activities apart from directly driving or operating transit vehicles, FTA determines which activities constitute transit "operations" for purposes of this clause.)

Flow Down
These provisions are applicable to all contracts and subcontracts at every tier.

Model Clause/Language
Since no mandatory language is specified, FTA had developed the following language:

Transit Employee Protective Provisions. (1) The Contractor agrees to the comply with applicable transit employee protective requirements as follows:

(a) General Transit Employee Protective Requirements - To the extent that FTA determines that transit operations are involved, the Contractor agrees to carry out the transit operations work on the underlying contract in compliance with terms and conditions determined by the U.S. Secretary of Labor to be fair and equitable to protect the interests of employees employed under this contract and to meet the employee protective requirements of 49 U.S.C. A 5333(b), and U.S. DOL guidelines at 29 C.F.R. Part 215, and any amendments thereto. These terms and conditions are identified in the letter of certification from the U.S. DOL to FTA applicable to the FTA Recipient's project from which Federal assistance is provided to support work on the underlying contract. The Contractor agrees to carry out that work in compliance with the conditions stated in that U.S. DOL letter. The requirements of this subsection (1), however, do not apply to any contract financed with Federal assistance provided by FTA either for projects for elderly individuals and individuals with disabilities authorized by 49 U.S.C. § 5310(a)(2), or for projects for nonurbanized areas authorized by 49 U.S.C. § 5311. Alternate provisions for those projects are set forth in subsections (b) and (c) of this clause.

(b) Transit Employee Protective Requirements for Projects Authorized by 49 U.S.C. § 5310(a)(2) for Elderly Individuals and Individuals with Disabilities - If the contract involves transit operations financed in whole or in part with Federal assistance authorized by 49 U.S.C. § 5310(a)(2), and if the U.S. Secretary of Transportation has determined or determines in the future that the employee protective requirements of 49 U.S.C. § 5333(b) are necessary or appropriate for the state and the public body subrecipient for which work is performed on the underlying contract, the Contractor agrees to carry out the Project in compliance with the terms and conditions determined by the U.S. Secretary of Labor to meet the requirements of 49 U.S.C. § 5333(b), U.S. DOL guidelines at 29 C.F.R. Part 215, and any amendments thereto. These terms and conditions are identified in the U.S. DOL's letter of certification to FTA, the date of which is set forth Grant Agreement or Cooperative Agreement with the state. The Contractor agrees to perform transit operations in connection with the underlying contract in compliance with the conditions stated in that U.S. DOL letter.

(c) Transit Employee Protective Requirements for Projects Authorized by 49 U.S.C. § 5311 in Nonurbanized Areas - If the contract involves transit operations financed in whole or in part with Federal assistance authorized by 49 U.S.C. § 5311, the Contractor agrees to comply with the terms and conditions of the Special Warranty for the Nonurbanized Area Program agreed to by the U.S. Secretaries of Transportation and Labor, dated May 31, 1979, and the procedures implemented by U.S. DOL or any revision thereto.

(2) The Contractor also agrees to include the any applicable requirements in each subcontract involving transit operations financed in whole or in part with Federal assistance provided by FTA.

---

28. DISADVANTAGED BUSINESS ENTERPRISE (DBE)
49 CFR Part 26

Background and Applicability

The newest version on the Department of Transportation's Disadvantaged Business Enterprise (DBE) program became effective July 16, 2003. The rule provides guidance to grantees on the use of overall and contract goals, requirement to include DBE provisions in subcontracts, evaluating DBE participation where specific contract goals have been set, reporting requirements, and replacement of DBE subcontractors. Additionally, the DBE program dictates payment terms and conditions (including limitations on retainage) applicable to all subcontractors regardless of whether they are DBE firms or not.

The DBE program applies to all DOT-assisted contracting activities. A formal clause such as that below must be included in all contracts above the micro-purchase level. The requirements of clause subsection b flow down to subcontracts.

A substantial change to the payment provisions in this newest version of Part 26 concerns retainage (*see* section 26.29). Grantee choices concerning retainage should be reflected in the language choices in clause subsection d.

Clause Language

The following clause language is suggested, not mandatory. It incorporates the payment terms and conditions applicable to all subcontractors based in Part 26 as well as those related only to DBE subcontractors. The suggested language allows for the options available to grantees concerning retainage, specific contract goals, and evaluation of DBE subcontracting participation when specific contract goals have been established.

Disadvantaged Business Enterprises

a. This contract is subject to the requirements of Title 49, Code of Federal Regulations, Part 26, *Participation by Disadvantaged Business Enterprises in Department of Transportation Financial Assistance Programs.* The national goal for participation of Disadvantaged Business Enterprises (DBE) is 10%. The agency's overall goal for DBE participation is **__ %.** A separate contract goal **[of __ % DBE participation has] [has not]** been established for this procurement.

b. The contractor shall not discriminate on the basis of race, color, national origin, or sex in the performance of this contract. The contractor shall carry out applicable requirements of 49 CFR Part 26 in the award and administration of this DOT-assisted contract. Failure by the contractor to carry out these requirements is a material breach of this contract, which may result in the termination of this contract or such other remedy as **{insert agency name}** deems appropriate. Each subcontract the contractor signs with a subcontractor must include the assurance in this paragraph (*see* 49 CFR 26.13(b)).

c. ***{If a separate contract goal has been established, use the following}*** Bidders/offerors are required to document sufficient DBE participation to meet these goals or, alternatively, document adequate good faith efforts to do so, as provided for in 49 CFR 26.53. Award of this contract is conditioned on submission of the following **[concurrent with and accompanying sealed bid] [concurrent with and accompanying an initial proposal] [prior to award]**:

1. The names and addresses of DBE firms that will participate in this contract;

2. A description of the work each DBE will perform;

3. The dollar amount of the participation of each DBE firm participating;

4. Written documentation of the bidder/offeror's commitment to use a DBE subcontractor whose participation it submits to meet the contract goal;

5. Written confirmation from the DBE that it is participating in the contract as provided in the prime contractor's commitment; and

6. If the contract goal is not met, evidence of good faith efforts to do so.

[Bidders][Offerors] must present the information required above **[as a matter of responsiveness] [with initial proposals] [prior to contract award]** (*see* 49 CFR 26.53(3)).

{If no separate contract goal has been established, use the following} The successful bidder/offeror will be required to report its DBE participation obtained through race-neutral means throughout the period of performance.

d. The contractor is required to pay its subcontractors performing work related to this contract for satisfactory performance of that work no later than 30 days after the contractor's receipt of payment for that work from the **{insert agency name}**. In addition, **[the contractor may not hold retainage from its subcontractors.] [is required to return any retainage payments to those subcontractors within 30 days after the subcontractor's work related to this contract is satisfactorily completed.] [is required to return any retainage payments to those subcontractors within 30 days after incremental acceptance of the subcontractor's work by the {insert agency name} and contractor's receipt of the partial retainage payment related to the subcontractor's work.]**

e. The contractor must promptly notify **{insert agency name}**, whenever a DBE subcontractor performing work related to this contract is terminated or fails to complete its work, and must make good faith efforts to engage another DBE subcontractor to perform at least the same amount of work. The contractor may not terminate any DBE subcontractor and perform that work through its own forces or those of an affiliate without prior written consent of **{insert agency name}**.

---

29. [RESERVED]

---

30. INCORPORATION OF FEDERAL TRANSIT ADMINISTRATION (FTA) TERMS
FTA Circular 4220.1E

Applicability to Contracts
The incorporation of FTA terms applies to all contracts.

Flow Down
The incorporation of FTA terms has unlimited flow down.

Model Clause/Language
FTA has developed the following incorporation of terms language**:**

Incorporation of Federal Transit Administration (FTA) Terms - The preceding provisions include, in part, certain Standard Terms and Conditions required by DOT, whether or not expressly set forth in the preceding contract provisions. All contractual provisions required by DOT, as set forth in FTA Circular 4220.1E, are hereby incorporated by reference. Anything to the contrary herein notwithstanding, all FTA mandated terms shall be deemed to control in the event of a conflict with other provisions contained in this Agreement. The Contractor shall not perform any act, fail to perform any act, or refuse to comply with any (name of grantee) requests which would cause (name of grantee) to be in violation of the FTA terms and conditions.

---

31. DRUG AND ALCOHOL TESTING
49 U.S.C. §5331
49 CFR Parts 653 and 654

Applicability to Contracts
The Drug and Alcohol testing provisions apply to Operational Service Contracts.

Flow Down Requirements
Anyone who performs a safety-sensitive function for the recipient or subrecipient is required to comply with 49 CFR 653 and 654, with certain exceptions for contracts involving maintenance services. Maintenance contractors for non-urbanized area formula program grantees are not subject to the rules. Also, the rules do not apply to maintenance subcontractors.

Model Clause/Language

Introduction
FTA's drug and alcohol rules, 49 CFR 653 and 654, respectively, are unique among the regulations issued by FTA. First, they require recipients to ensure that any entity performing a safety-sensitive function on the recipient's behalf (usually subrecipients and/or contractors) implement a complex drug and alcohol testing program that complies with Parts 653 and 654. Second, the rules condition the receipt of certain kinds of FTA funding on the recipient's compliance with the rules; thus, the recipient is not in compliance with the rules unless every entity that performs a safety-sensitive function on the recipient's behalf is in compliance with the rules. Third, the rules do not specify how a recipient ensures that its subrecipients and/or contractors comply with them.

How a recipient does so depends on several factors, including whether the contractor is covered independently by the drug and alcohol rules of another Department of Transportation operating administration, the nature of the relationship that the recipient has with the contractor, and the financial resources available to the recipient to oversee the contractor's drug and alcohol testing program. In short, there are a variety of ways a recipient can ensure that its subrecipients and contractors comply with the rules.

Therefore, FTA has developed three model contract provisions for recipients to use "as is" or to

modify to fit their particular situations.

Explanation of Model Contract Clauses

Under Option 1, the recipient ensures the contractor's compliance with the rules by requiring the contractor to participate in a drug and alcohol program administered by the recipient. The advantages of doing this are obvious: the recipient maintains total control over its compliance with 49 CFR 653 and 654. The disadvantage is that the recipient, which may not directly employ any safety-sensitive employees, has to implement a complex testing program. Therefore, this may be a practical option only for those recipients which have a testing program for their employees, and can add the contractor's safety-sensitive employees to that program.

Under Option 2, the recipient relies on the contractor to implement a drug and alcohol testing program that complies with 49 CFR 653 and 654, but retains the ability to monitor the contractor's testing program; thus, the recipient has less control over its compliance with the drug and alcohol testing rules than it does under option 1. The advantage of this approach is that it places the responsibility for complying with the rules on the entity that is actually performing the safety-sensitive function. Moreover, it reserves to the recipient the power to ensure that the contractor complies with the program. The disadvantage of Option 2 is that without adequate monitoring of the contractor's program, the recipient may find itself out of compliance with the rules.

Under option 3, the recipient specifies some or all of the specific features of a contractor's drug and alcohol compliance program. Thus, it requires the recipient to decide what it wants to do and how it wants to do it. The advantage of this option is that the recipient has more control over the contractor's drug and alcohol testing program, yet it is not actually administering the testing program. The disadvantage is that the recipient has to specify and understand clearly what it wants to do and why.

Drug and Alcohol Testing
Option 1

The contractor agrees to:

(a) participate in (grantee's or recipient's) drug and alcohol program established in compliance with 49 CFR 653 and 654.

Drug and Alcohol Testing
Option 2

The contractor agrees to establish and implement a drug and alcohol testing program that complies with 49 CFR Parts 653 and 654, produce any documentation necessary to establish its compliance with Parts 653 and 654, and permit any authorized representative of the United States Department of Transportation or its operating administrations, the State Oversight Agency of (name of State), or the (insert name of grantee), to inspect the facilities and records associated

with the implementation of the drug and alcohol testing program as required under 49 CFR Parts 653 and 654 and review the testing process. The contractor agrees further to certify annually its compliance with Parts 653 and 654 before (insert date) and to submit the Management Information System (MIS) reports before (insert date before March 15) to (insert title and address of person responsible for receiving information). To certify compliance the contractor shall use the "Substance Abuse Certifications" in the "Annual List of Certifications and Assurances for Federal Transit Administration Grants and Cooperative Agreements," which is published annually in the Federal Register.

Drug and Alcohol Testing
Option 3

The contractor agrees to establish and implement a drug and alcohol testing program that complies with 49 CFR Parts 653 and 654, produce any documentation necessary to establish its compliance with Parts 653 and 654, and permit any authorized representative of the United States Department of Transportation or its operating administrations, the State Oversight Agency of (name of State), or the (insert name of grantee), to inspect the facilities and records associated with the implementation of the drug and alcohol testing program as required under 49 CFR Parts 653 and 654 and review the testing process. The contractor agrees further to certify annually its compliance with Parts 653 and 654 before (insert date) and to submit the Management Information System (MIS) reports before (insert date before March 15) to (insert title and address of person responsible for receiving information). To certify compliance the contractor shall use the "Substance Abuse Certifications" in the "Annual List of Certifications and Assurances for Federal Transit Administration Grants and Cooperative Agreements," which is published annually in the Federal Register. The Contractor agrees further to [Select a, b, or c] (a) submit before (insert date or upon request) a copy of the Policy Statement developed to implement its drug and alcohol testing program; OR (b) adopt (insert title of the Policy Statement the recipient wishes the contractor to use) as its policy statement as required under 49 CFR 653 and 654; OR (c) submit for review and approval before (insert date or upon request) a copy of its Policy Statement developed to implement its drug and alcohol testing program. In addition, the contractor agrees to: (to be determined by the recipient, but may address areas such as: the selection of the certified laboratory, substance abuse professional, or Medical Review Officer, or the use of a consortium).

General Decision Number: MS170139 11/10/2017 MS139

State: Mississippi

Construction Type: Building
BUILDING CONSTRUCTION PROJECTS (does not include single family homes or apartments up to and including 4 stories).

County: Forrest County in Mississippi.

Note: Under Executive Order (EO) 13658, an hourly minimum wage of $10.20 for calendar year 2017 applies to all contracts subject to the Davis-Bacon Act for which the contract is awarded (and any solicitation was issued) on or after January 1, 2015. If this contract is covered by the EO, the contractor must pay all workers in any classification listed on this wage determination at least $10.20 (or the applicable wage rate listed on this wage determination, if it is higher) for all hours spent performing on the contract in calendar year 2017. The EO minimum wage rate will be adjusted annually. Additional information on contractor requirements and worker protections under the EO is available at www.dol.gov/whd/govcontracts.

Modification Number	Publication Date
0	07/28/2017
1	09/29/2017
2	11/10/2017

ELEC0903-008 12/01/2016

	Rates	Fringes
ELECTRICIAN	$ 26.10	12.5%+4.00

ENGI0624-007 01/01/2017

	Rates	Fringes
POWER EQUIPMENT OPERATOR		
Crane	$ 26.20	12.30
Forklift	$ 26.20	12.30

IRON0798-009 01/01/2017

	Rates	Fringes
IRONWORKER, REINFORCING	$ 25.90	13.77

---

* PLUM0568-005 11/01/2017

	Rates	Fringes
PIPEFITTER	$ 25.76	9.37
PLUMBER	$ 25.76	9.37

SHEE0441-006 07/01/2014

	Rates	Fringes
SHEET METAL WORKER (Includes HVAC Duct Installation)	$ 20.00	11.72

SUMS2015-009 04/03/2017

	Rates	Fringes
BRICKLAYER	$ 20.29	0.00
CARPENTER	$ 17.84	6.04
CEMENT MASON/CONCRETE FINISHER	$ 18.31	0.00
IRONWORKER, STRUCTURAL	$ 18.05	0.00
LABORER: Common or General	$ 12.53	0.00
LABORER: Mason Tender - Cement/Concrete	$ 12.50	0.00
OPERATOR: Backhoe/Excavator/Trackhoe	$ 17.53	0.00
OPERATOR: Bulldozer	$ 15.14	1.03
PAINTER (Brush and Roller)	$ 17.00	0.00
ROOFER	$ 14.50	0.00
TILE SETTER	$ 18.00	0.00
TRUCK DRIVER: Dump Truck	$ 14.11	0.27

WELDERS - Receive rate prescribed for craft performing operation to which welding is incidental.

==========

Note: Executive Order (EO) 13706, Establishing Paid Sick Leave for Federal Contractors applies to all contracts subject to the Davis-Bacon Act for which the contract is awarded (and any solicitation was issued) on or after January 1, 2017. If this contract is covered by the EO, the contractor must provide employees with 1 hour of paid sick leave for every 30 hours they work, up to 56 hours of paid sick leave each year. Employees must be permitted to use paid sick leave for their own illness, injury or other health-related needs, including preventive care; to assist a family member (or person who is like family to the employee) who is ill, injured, or has other health-related needs, including preventive care; or for reasons resulting from, or to assist a family member (or person who is like family to the employee) who is a victim of, domestic violence, sexual assault, or stalking. Additional information on contractor requirements and worker protections under the EO is available at www.dol.gov/whd/govcontracts.

Unlisted classifications needed for work not included within the scope of the classifications listed may be added after award only as provided in the labor standards contract clauses (29CFR 5.5 (a) (1) (ii)).

The body of each wage determination lists the classification and wage rates that have been found to be prevailing for the cited type(s) of construction in the area covered by the wage

determination. The classifications are listed in alphabetical order of "identifiers" that indicate whether the particular rate is a union rate (current union negotiated rate for local), a survey rate (weighted average rate) or a union average rate (weighted union average rate).

Union Rate Identifiers

A four letter classification abbreviation identifier enclosed in dotted lines beginning with characters other than "SU" or "UAVG" denotes that the union classification and rate were prevailing for that classification in the survey. Example: PLUM0198-005 07/01/2014. PLUM is an abbreviation identifier of the union which prevailed in the survey for this classification, which in this example would be Plumbers. 0198 indicates the local union number or district council number where applicable, i.e., Plumbers Local 0198. The next number, 005 in the example, is an internal number used in processing the wage determination. 07/01/2014 is the effective date of the most current negotiated rate, which in this example is July 1, 2014.

Union prevailing wage rates are updated to reflect all rate changes in the collective bargaining agreement (CBA) governing this classification and rate.

Survey Rate Identifiers

Classifications listed under the "SU" identifier indicate that no one rate prevailed for this classification in the survey and the published rate is derived by computing a weighted average rate based on all the rates reported in the survey for that classification. As this weighted average rate includes all rates reported in the survey, it may include both union and non-union rates. Example: SULA2012-007 5/13/2014. SU indicates the rates are survey rates based on a weighted average calculation of rates and are not majority rates. LA indicates the State of Louisiana. 2012 is the year of survey on which these classifications and rates are based. The next number, 007 in the example, is an internal number used in producing the wage determination. 5/13/2014 indicates the survey completion date for the classifications and rates under that identifier.

Survey wage rates are not updated and remain in effect until a new survey is conducted.

Union Average Rate Identifiers

Classification(s) listed under the UAVG identifier indicate that no single majority rate prevailed for those classifications; however, 100% of the data reported for the classifications was union data. EXAMPLE: UAVG-OH-0010 08/29/2014. UAVG indicates that the rate is a weighted union average rate. OH indicates the state. The next number, 0010 in the example, is an internal number used in producing the wage determination. 08/29/2014 indicates the survey completion date for the classifications and rates under that identifier.

A UAVG rate will be updated once a year, usually in January of each year, to reflect a weighted average of the current negotiated/CBA rate of the union locals from which the rate is based.

WAGE DETERMINATION APPEALS PROCESS

1.) Has there been an initial decision in the matter? This can be:

* an existing published wage determination
* a survey underlying a wage determination
* a Wage and Hour Division letter setting forth a position on a wage determination matter
* a conformance (additional classification and rate) ruling

On survey related matters, initial contact, including requests for summaries of surveys, should be with the Wage and Hour Regional Office for the area in which the survey was conducted because those Regional Offices have responsibility for the Davis-Bacon survey program. If the response from this initial contact is not satisfactory, then the process described in 2.) and 3.) should be followed.

With regard to any other matter not yet ripe for the formal process described here, initial contact should be with the Branch of Construction Wage Determinations. Write to:

Branch of Construction Wage Determinations
Wage and Hour Division
U.S. Department of Labor
200 Constitution Avenue, N.W.
Washington, DC 20210

2.) If the answer to the question in 1.) is yes, then an interested party (those affected by the action) can request review and reconsideration from the Wage and Hour Administrator (See 29 CFR Part 1.8 and 29 CFR Part 7). Write to:

Wage and Hour Administrator
U.S. Department of Labor
200 Constitution Avenue, N.W.
Washington, DC 20210

The request should be accompanied by a full statement of the interested party's position and by any information (wage payment data, project description, area practice material, etc.) that the requestor considers relevant to the issue.

3.) If the decision of the Administrator is not favorable, an interested party may appeal directly to the Administrative Review Board (formerly the Wage Appeals Board). Write to:

Administrative Review Board
U.S. Department of Labor
200 Constitution Avenue, N.W.
Washington, DC 20210

4.) All decisions by the Administrative Review Board are final.

==========

END OF GENERAL DECISION

ADDENDUM NUMBER ONE

DATE: 09 JANUARY 2018

FROM: MAJOR DESIGN STUDIO, PLLC
414-1 Main Street
Columbus, Mississippi 39701
662.425.3481
662.241.6829

TO: PROSPECTIVE BIDDERS

SUBJECT: City of Hattiesburg
Hub City Transit Facility, MDS # 17000
Hattiesburg, MS 39401

This Addendum forms a part of the Contract Documents and modifies the original Bidding Documents, dated 30 November 2017, as noted below. Acknowledge receipt of this Addendum in the space provided on the proposal form. Failure to do so may subject the Bidder to disqualification.

I. CLARIFICATIONS:

a. Additional days for Alternates shall be in addition to the days allowed under base bid.
b. FTA appendix forms shall be completed by the successful bidder during the contract period and not during bidding.
c. There is not an existing oil water separator on site.
d. Paint all exposed steel and structure, Typical. Do not paint insulation.

II. SPECIFICATIONS

Item 1.01 SECTION 107300 ALUMINUM COVERS:
A. Add the section in its entirety.

Item 1.02 SECTION 064116 PLASTIC LAMINATE FACED ARCHITECTURAL CABINETS:
A. Add the section in its entirety.

Item 1.03 SECTION 96813 TILE CARPETING: Paragraph 2.1.A.2.a: Change Collection:" On Deck" to read Collection "Riot QS Tile – BT355".

Item 1.04 SECTION 321313 CONCRETE PAVING: Add the following Paragraph 2.5 C. Provide waterborne traffic marking paint equal to Sherwin Williams, Pro-Park Waterborne Traffic Marking Paint or equal. Color to match the MDOT traffic colors.

III. DRAWINGS

Item 1.05 Sheet A0.2 Construction types and sheet index:
A. Exterior wall type B, D and D1- Clarification- reverse panels as indicated.
B. Interior wall type 7 to be 1 hour fire rated. It will be used at the stair B1.

Item 1.06 Sheet A1.1 Site Plan Existing:

A. Demolition note 2: Add the following: remove 4 inch to 6 inches of existing debris and grout the existing cmu cells.
B. Demolition note 5: Add detail 5/A1.1 to this note for concrete repair at the vehicle equipment equipment infill. Provide 4 feet +/- of crush stone and compacted back fill as indicated in detail 5/A1.1.
C. Demolition note 9: Clarification: there is not an existing oil water separator on site.
D. Detail 5/A1.1 Concrete Repair: Clarification- Keynote 312318 "Retaining wall "to read "compacted back fill". Compacted Back fill material shall be equal to sandy fill material SC or SM. Notify the architect otherwise.
E. Detail 5/A1.1 Concrete Repair: Clarification: Remove all dimensions on this detail except the 5" concrete thick dimension. Crush stone and compact fill materials shall be of equal depth.
F. Add the following Demolition Note 12: Remove the existing chain link fence post at the northeast corner of the building and reinstall once the building exterior has been completed. Provide footing for fence post similar to the detail 6/ A1.2.

Item 1.07 Sheet A2.1 Floor Plan:

A. First Floor Plan 1/ A2.1: Provide a 3'-0" x 7'-0" wood door with metal frame at Men 5b. See supplementary drawings Add 1.0
B. First Floor Plan 1/ A2.1: Change- The North cmu wall at Stair 13 to Northeast corner shall to be Wall Type "C" instead of Wall Type "D".
C. Second Floor Plan- Base Bid 2/A2.1: Change -At Stair B1, "wall type 4" to read " wall type 7"

Item 1.08 Sheet A2.2 RCP: Floor Plan – Enlarge Plan 3/A2.2: Provide a 3'-0" x 7'-0" wood door with metal frame at Men 5b. Door 5b to be equal to Door 5a. See hardware schedule for door hardware. See supplementary drawing Add 1.0

Item 1.09 Sheet A4.1 Building Sections:

A. Section @shop 2/A4.1- Change, "wall type 4" to read "wall type 7".
B. Section @office, lounge, bathroom, parts and storage 3/A4.1- Change "wall type 4 storage wall" to read "wall type 7.
C. Section @office, lounge, bathroom, parts and storage 3/A4.1- Change "wall type 1 storage wall" to read "wall type 1.1.
D. Section @office, lounge, bathroom, parts and storage 3/A4.1- See supplementary drawing Add1.1. Detail shows wall type 1.1 cmu and wall type 7 above 8'-8" AFF
E. Section @shop, bathroom, office- Change "wall type D storage wall" to read "wall type C.

Item 1.10 Sheet A2.2 RCP: Floor Plan – Enlarge Plan 3/A2.2: Provide a 3'-0" x 7'-0" wood door with metal frame at Men 5b. Door 5b to be equal to Door 5a. See supplementary drawing Add 1.0.

Item 1.11 Sheet A5.1 Plan Detail: Plan Detail-E5 4/A5.1: Change keynote "061000 5/8" Exterior Grade Plywood" to read "071113 Bituminous Damproofing".

Item 1.12 Sheet A8.1 Alternates: Alternate Demolition Notes: Note 1 – As part of Alternate # 3, Add detail 5/A1.1 to all concrete demolition is required for utilities under this Alternate.

Item 1.13 Sheet A8.2 Alternates: West Elevation – Alternate # 6: Provide brick veneer on the West Elevation only. Base bid provide metal wall panels.

Item 1.14 Electrical Sheet:

A. Panel MDP shall have a 600 amp main breaker. The manual transfer shall be a 600amp, Nema 3R, 3-position disconnect.
B. Surge protection device is required in all panelboards.
C. Mississippi Power Company (MPC) will install new bore pipe from pole to pad mount transformer location, and install new primary cabling. But, the electrical contractor is responsible for removing existing concrete pad and surrounding concrete required to facilitate the boring, and install a new concrete transformer pad and replace concrete and infilling after utility install similar to detail 5/ A1.1.
D. Mississippi Power Company (MPC) will not be providing the secondary service feeder from the pad mount transformer to the building. "Provide two runs of 4#350kcm, 3-1/2"C. from the MPC transformer to the 600amp manual transfer switch."
E. Sheet E3.0 shows handicap actuators controlling two doors. Actuators provided by hardware vendor, but conduit and boxes by electrician.

END OF ADDENDUM NUMBER ONE

By: _____

Ryan Ashford, Associate AIA

Upon receipt of this addendum your acknowledgement should be noted below and immediately faxed to Major Design Studio at 662.855.0131 or emailed to ashfordR1@gmail.com

_____ _____

Signature Name of Company

SECTION 064116 – PLASTIC-LAMINATE-FACED ARCHITECTURAL CABINETS

PART 1 - GENERAL

1.1 RELATED DOCUMENTS

A. Drawings and general provisions of the Contract, including General and Supplementary Conditions and Division 01 Specification Sections, apply to this Section.

1.2 SUMMARY

A. Section Includes:

1. Plastic-laminate-faced architectural cabinets.
2. Plastic-laminate countertops.
3. Stainless-steel countertops
4. Wood furring, blocking, shims, and hanging strips for installing plastic-laminate-faced architectural cabinets unless concealed within other construction before cabinet installation.

B. Related Requirements:

1. Section 06100 "Rough Carpentry" for wood furring, blocking, shims, and hanging strips required for installing cabinets and concealed within other construction before cabinet installation.

2. Section 06615 Simulated Stone Countertops

1.3 PREINSTALLATION MEETINGS

A. Preinstallation Conference: Conduct conference at Project site.

1.4 ACTION SUBMITTALS

A. Product Data: For each type of product, including panel products high-pressure decorative laminate, adhesive for bonding plastic laminate, fire-retardant-treated materials and cabinet hardware and accessories.

1. Include data for fire-retardant treatment from chemical-treatment manufacturer and certification by treating plant that treated materials comply with requirements.

B. Shop Drawings: Show location of each item, dimensioned plans and elevations, large-scale details, attachment devices, and other components.

1. Show details full size.
2. Show locations and sizes of furring, blocking, and hanging strips, including concealed blocking and reinforcement specified in other Sections.

3. Show locations and sizes of cutouts and holes for electrical switches and outlets and other items installed in architectural plastic-laminate cabinets.
4. Apply AWI Quality Certification Program label to Shop Drawings.

C. Samples for Verification:

1. Plastic laminates, 8 by 10 inches (200 by 250 mm) for each type, color, pattern, and surface finish.
2. Wood-grain plastic laminates, 12 by 24 inches (300 by 600 mm) for each type, pattern and surface finish.

1.5 INFORMATIONAL SUBMITTALS

A. Qualification Data: For Installer and fabricator.

B. Product Certificates: For each type of product.

C. Woodwork Quality Standard Compliance Certificates: AWI Quality Certification Program certificates

D. Evaluation Reports: For fire-retardant-treated materials, from ICC-ES.

1.6 QUALITY ASSURANCE

A. Fabricator Qualifications: Shop that employs skilled workers who custom fabricate products similar to those required for this Project and whose products have a record of successful in-service performance. Shop is a certified participant in AWI's Quality Certification Program.

B. Installer Qualifications: Certified participant in AWI's Quality Certification Program

C. Testing Agency Qualifications: For testing agency providing classification marking for fire-retardant-treated material, an inspection agency acceptable to authorities having jurisdiction that periodically performs inspections to verify that the material bearing the classification marking is representative of the material tested.

D. Mockups: Build mockups to verify selections made under Sample submittals and to demonstrate aesthetic effects and set quality standards for materials and execution.

1. Build mockups of typical plastic-laminate cabinets as shown on Drawing
2. Subject to compliance with requirements, approved mockups may become part of the completed Work if undisturbed at time of Substantial Completion.

1.7 DELIVERY, STORAGE, AND HANDLING

A. Do not deliver cabinets until painting and similar operations that could damage woodwork have been completed in installation areas. If cabinets must be stored in other than installation areas, store only in areas where environmental conditions comply with requirements specified in "Field Conditions" Article.

1.8 FIELD CONDITIONS

A. Environmental Limitations: Do not deliver or install cabinets until building is enclosed, wet work is complete, and HVAC system is operating and maintaining temperature and relative humidity at occupancy levels during the remainder of the construction period.

B. Field Measurements: Where cabinets are indicated to fit to other construction, verify dimensions of other construction by field measurements before fabrication, and indicate measurements on Shop Drawings. Coordinate fabrication schedule with construction progress to avoid delaying the Work.

1. Locate concealed framing, blocking, and reinforcements that support cabinets by field measurements before being enclosed, and indicate measurements on Shop Drawings.

C. Established Dimensions: Where cabinets are indicated to fit to other construction, establish dimensions for areas where cabinets are to fit. Provide allowance for trimming at site, and coordinate construction to ensure that actual dimensions correspond to established dimensions.

1.9 COORDINATION

A. Coordinate sizes and locations of framing, blocking, furring, reinforcements, and other related units of Work specified in other Sections to ensure that cabinets can be supported and installed as indicated.

B. Hardware Coordination: Distribute copies of approved hardware schedule specified in Section 087111 "Door Hardware (Descriptive Specification)" to fabricator of architectural woodwork; coordinate Shop Drawings and fabrication with hardware requirements.

PART 2 - PRODUCTS

2.1 PLASTIC-LAMINATE-FACED ARCHITECTURAL CABINETS

A. Quality Standard: Unless otherwise indicated, comply with the "Architectural Woodwork Standards" for grades of architectural plastic-laminate cabinets indicated for construction, finishes, installation, and other requirements.

1. Provide labels and certificates from AWI certification program indicating that woodwork, including installation, complies with requirements of grades specified.
2. The Contract Documents contain selections chosen from options in the quality standard and additional requirements beyond those of the quality standard. Comply with those selections and requirements in addition to the quality standard.

B. Grade: Custom

C. Certified Wood: Plastic-laminate cabinets shall be made from wood products certified as "FSC Pure" or "FSC Mixed Credit" according to FSC STD-01-001, "FSC Principles and Criteria for Forest Stewardship," and FSC STD-40-004, "FSC Standard for Chain of Custody Certification."

D. Type of Construction: Face frame.

E. Cabinet, Door, and Drawer Front Interface Style: Flush overlay

F. High-Pressure Decorative Laminate: NEMA LD 3, grades as indicated or if not indicated, as required by woodwork quality standard.

1. Manufacturers: Subject to compliance with requirements, provide products by one of the following:

a. Formica Corporation.
b. Nevamar.
c. Pionite; a Panolam Industries International, Inc. brand.
d. Wilsonart International Holdings, Inc.
e. Or Equal

G. Laminate Cladding for Exposed Surfaces:

1. Horizontal Surfaces: Grade HGL.
2. Postformed Surfaces: Grade HGP.
3. Vertical Surfaces: Grade VGS.
4. Edges: Grade HGS

H. Materials for Semiexposed Surfaces:

1. Surfaces Other Than Drawer Bodies: High-pressure decorative laminate, NEMA LD 3, Grade VGS

a. Edges of Plastic-Laminate Shelves: PVC tape, 0.018-inch (0.460-mm) minimum thickness, matching laminate in color, pattern, and finish
b. Edges of Thermoset Decorative Panel Shelves: PVC or polyester edge banding.
c. For semiexposed backs of panels with exposed plastic-laminate surfaces, provide surface of high-pressure decorative laminate, NEMA LD 3, Grade VGS.

2. Drawer Sides and Backs: Thermoset decorative panels with PVC or polyester edge banding.
3. Drawer Bottoms: Thermoset decorative panels.

I. Dust Panels: 1/4-inch (6.4-mm) plywood or tempered hardboard above compartments and drawers unless located directly under tops.

J. Concealed Backs of Panels with Exposed Plastic-Laminate Surfaces: High-pressure decorative laminate, NEMA LD 3, Grade BKL.

K. Drawer Construction: Fabricate with exposed fronts fastened to subfront with mounting screws from interior of body.

1. Join subfronts, backs, and sides with glued rabbeted joints supplemented by mechanical fasteners

L. Colors, Patterns, and Finishes: Provide materials and products that result in colors and textures of exposed laminate surfaces complying with the following requirements:

1. As selected by Architect from laminate manufacturer's full range.

2.2 PLASTIC-LAMINATE COUNTERTOPS

A. Quality Standard: Unless otherwise indicated, comply with the "Architectural Woodwork Standards" for grades indicated for construction, installation, and other requirements.

1. Provide labels and certificates from AWI certification program indicating that countertops, including installation, comply with requirements of grades specified.
2. The Contract Documents contain selections chosen from options in the quality standard and additional requirements beyond those of the quality standard. Comply with those selections and requirements in addition to the quality standard.

B. Grade: Custom.

C. Certified Wood: Plastic-laminate countertops shall be made from wood products certified as "FSC Pure" or "FSC Mixed Credit" according to FSC STD-01-001, "FSC Principles and Criteria for Forest Stewardship," and FSC STD-40-004, "FSC Standard for Chain of Custody Certification."

D. High-Pressure Decorative Laminate: NEMA LD 3, Grade HGL.

a. Formica Corporation.
b. Nevamar.
c. Pionite; a Panolam Industries International, Inc. brand.
d. Wilsonart International Holdings, Inc.
e. Or Equal

E. Colors, Patterns, and Finishes: As selected by Architect from laminate manufacturer's full range.

1. Grain Direction: Parallel to cabinet fronts.

F. Edge Treatment: Same as laminate cladding on horizontal surfaces. Provide 180 degree bull nose.

G. Core Material: Medium-density fiberboard made with exterior glue.

H. Core Material at Sinks: medium-density fiberboard made with exterior glue.

I. Core Thickness: 3/4 inch (19 mm).

1. Build up countertop thickness to 1-1/2 inches (38 mm) at front, back, and ends with additional layers of core material laminated to top.

J. Backer Sheet: Provide plastic-laminate backer sheet, NEMA LD 3, Grade BKL, on underside of countertop substrate.

K. Paper Backing: Provide paper backing on underside of countertop substrate.

2.3 Stainless-Steel Countertops:

1. Description: Flat-countertop.

a. Tops: Stainless steel, Type 304, 0.062 inch (1.59 mm) thick, reinforced and sound deadened.

1) Back Splash: 5 inches (127 mm).
2) Edge: Bullnose on front edge, straight on sides and back.

2. Materials:

a. Stainless-Steel Sheet: ASTM A 240/A 240M, austenitic stainless steel, type as indicated.

3. Stainless-Steel Finish: Directional satin finish, No. 4.

2.4 WOOD MATERIALS

A. Wood Products: Provide materials that comply with requirements of referenced quality standard for each type of woodwork and quality grade specified unless otherwise indicated.

B. Composite Wood and Agrifiber Products: Provide materials that comply with requirements of referenced quality standard for each type of woodwork and quality grade specified unless otherwise indicated.

1. Composite Wood and Agrifiber Products: Products shall comply with the testing and product requirements of the California Department of Health Services' "Standard Practice for the Testing of Volatile Organic Emissions from Various Sources Using Small-Scale Environmental Chambers."
2. Medium-Density Fiberboard: ANSI A208.2, made with binder containing no urea formaldehyde.
3. Particleboard: ANSI A208.1 Grade M-2, made with binder containing no urea formaldehyde.
4. Particleboard: Straw-based particleboard complying with requirements in ANSI A208.1, Grade M-2, except for density.

5. Softwood Plywood: DOC PS 1, medium-density overlay.
6. Veneer-Faced Panel Products (Hardwood Plywood): HPVA HP-1, made with adhesive containing no urea formaldehyde.
7. Thermoset Decorative Panels: Particleboard or medium-density fiberboard finished with thermally fused, melamine-impregnated decorative paper and complying with requirements of NEMA LD 3, Grade VGL, for test methods 3.3, 3.4, 3.6, 3.8, and 3.10.

2.5 CABINET HARDWARE AND ACCESSORIES

A. General: Provide cabinet hardware and accessory materials associated with architectural cabinets except for items specified in Section 087111 "Door Hardware (Descriptive Specification)."

B. Butt Hinges: 2-3/4-inch (70-mm), five-knuckle steel hinges made from 0.095-inch- (2.4-mm-) thick metal, and as follows:

1. Semiconcealed Hinges for Flush Doors: BHMA A156.9, B01361.
2. Semiconcealed Hinges for Overlay Doors: BHMA A156.9, B01521.

C. Frameless Concealed Hinges (European Type): BHMA A156.9, B01602, 135 degrees of opening.

D. Back-Mounted Pulls: BHMA A156.9, B02011.

E. Wire Pulls: Back mounted, solid metal, 4 inches (100 mm) long, 5/16 inch (8 mm) in diameter.

F. Catches: Push-in magnetic catches, BHMA A156.9, B03131.

G. Adjustable Shelf Standards and Supports: BHMA A156.9, B04071; with shelf rests, B04081

H. Shelf Rests: BHMA A156.9, B04013; metal

I. Drawer Slides: BHMA A156.9.

1. Grade 1 and Grade 2: Side mounted extension type; zinc-plated steel with polymer rollers.
2. Grade 1HD-100 and Grade 1HD-200: Side mounted; full-extension type; zinc-plated-steel ball-bearing slides.
3. For drawers not more than 3 inches (75 mm) high and not more than 24 inches (600 mm) wide, provide Grade 1.
4. For drawers more than 3 inches (75 mm) high but not more than 6 inches (150 mm) high and not more than 24 inches (600 mm) wide, provide Grade 1HD-100.
5. For drawers more than 6 inches (150 mm) high or more than 24 inches (600 mm) wide, provide Grade 1HD-200.

J. Door Locks: BHMA A156.11, E07121.

K. Drawer Locks: BHMA A156.11, E07041.

L. Door and Drawer Silencers: BHMA A156.16, L03011.

M. Exposed Hardware Finishes: For exposed hardware, provide finish that complies with BHMA A156.18 for BHMA finish number indicated.
1. Satin Stainless Steel: BHMA 630.

N. For concealed hardware, provide manufacturer's standard finish that complies with product class requirements in BHMA A156.9.

O. Grommets for trash disposal: See toilet accessory schedule in drawings.

2.6 MISCELLANEOUS MATERIALS

A. Furring, Blocking, Shims, and Hanging Strips: Softwood or hardwood lumber, kiln dried to less than 15 percent moisture content.

B. Anchors: Select material, type, size, and finish required for each substrate for secure anchorage. Provide metal expansion sleeves or expansion bolts for post-installed anchors. Use nonferrous-metal or hot-dip galvanized anchors and inserts at inside face of exterior walls and at floors.

C. Adhesives: Do not use adhesives that contain urea formaldehyde.

D. Adhesives: Use adhesives that meet the testing and product requirements of the California Department of Health Services' "Standard Practice for the Testing of Volatile Organic Emissions from Various Sources Using Small-Scale Environmental Chambers."

E. Adhesive for Bonding Plastic Laminate: Contact cement.

1. Adhesive for Bonding Edges: Hot-melt adhesive or adhesive specified above for faces.

2.7 FABRICATION

A. Sand fire-retardant-treated wood lightly to remove raised grain on exposed surfaces before fabrication.

B. Fabricate cabinets to dimensions, profiles, and details indicated.

C. Complete fabrication, including assembly and hardware application, to maximum extent possible before shipment to Project site. Disassemble components only as necessary for shipment and installation. Where necessary for fitting at site, provide ample allowance for scribing, trimming, and fitting.

1. Notify Architect seven days in advance of the dates and times woodwork fabrication will be complete.
2. Trial fit assemblies at fabrication shop that cannot be shipped completely assembled. Install dowels, screws, bolted connectors, and other fastening devices that can be removed after trial fitting. Verify that various parts fit as intended and check measurements of assemblies against field measurements before disassembling for shipment.

D. Shop-cut openings to maximum extent possible to receive hardware, appliances, electrical work, and similar items. Locate openings accurately and use templates or roughing-in diagrams to produce accurately sized and shaped openings. Sand edges of cutouts to remove splinters and burrs.

E. Install glass to comply with applicable requirements in Section 088000 "Glazing" and in GANA's "Glazing Manual." For glass in wood frames, secure glass with removable stops.

F. Fabricate countertops to dimensions, profiles, and details indicated. Provide front and end overhang of 1 inch (25 mm) over base cabinets. Ease edges to radius indicated for the following:

1. Solid-Wood (Lumber) Members: 1/16 inch (1.5 mm) unless otherwise indicated.

2. Seal edges of openings in countertops with a coat of varnish.

PART 3 - EXECUTION

3.1 PREPARATION

A. Before installation, condition cabinets to average prevailing humidity conditions in installation areas.

B. Before installing cabinets, examine shop-fabricated work for completion and complete work as required.

C. Before installation, condition countertops to average prevailing humidity conditions in installation areas.

D. Before installing countertops, examine shop-fabricated work for completion and complete work as required, including removal of packing and backpriming.

3.2 INSTALLATION

A. Grade: Install cabinets and countertops to comply with same grade as item to be installed.

B. Assemble cabinets and countertops and complete fabrication at Project site to the extent that it was not completed in the shop.

1. Provide cutouts for appliances, plumbing fixtures, electrical work, and similar items.
2. Seal edges of cutouts by saturating with varnish.

C. Install cabinets level, plumb, true, and straight. Shim as required with concealed shims. Install level and plumb to a tolerance of 1/8 inch in 96 inches (3 mm in 2400 mm).

D. Scribe and cut cabinets and countertops to fit adjoining work, refinish cut surfaces, and repair damaged finish at cuts.

E. Anchor cabinets to anchors or blocking built in or directly attached to substrates. Secure with countersunk, concealed fasteners and blind nailing. Use fine finishing nails or finishing screws for exposed fastening, countersunk and filled flush with woodwork.

1. Use filler matching finish of items being installed.

F. Cabinets: Install without distortion so doors and drawers fit openings properly and are accurately aligned. Adjust hardware to center doors and drawers in openings and to provide unencumbered operation. Complete installation of hardware and accessory items as indicated.

1. Install cabinets with no more than 1/8 inch in 96-inch (3 mm in 2400-mm) sag, bow, or other variation from a straight line.
2. Fasten wall cabinets through back, near top and bottom, and at ends not more than 16 inches (400 mm) o.c. with No. 10 wafer-head screws sized for not less than 1-1/2-inch (38-mm) penetration into wood framing, blocking, or hanging strips, No. 10 wafer-head sheet metal screws through metal backing or metal framing behind wall finish.

G. Field Jointing: Where possible, make in the same manner as shop jointing, using dowels, splines, adhesives, and fasteners recommended by manufacturer. Prepare edges to be joined in shop so Project-site processing of top and edge surfaces is not required. Locate field joints where shown on Shop Drawings.

1. Secure field joints in plastic-laminate countertops with concealed clamping devices located within 6 inches (150 mm) of front and back edges and at intervals not exceeding 24 inches (600 mm). Tighten according to manufacturer's written instructions to exert a constant, heavy-clamping pressure at joints.

H. Install countertops level, plumb, true, and straight. Shim as required with concealed shims. Install level and plumb to a tolerance of 1/8 inch in 96 inches (3 mm in 2400 mm).

I. Fire-Retardant-Treated Wood: Handle, store, and install fire-retardant-treated wood to comply with chemical treatment manufacturer's written instructions, including those for adhesives used to install woodwork.

J. Countertops: Anchor securely by screwing through corner blocks of base cabinets or other supports into underside of countertop.

1. Install countertops with no more than 1/8 inch in 96-inch (3 mm in 2400-mm) sag, bow, or other variation from a straight line.

2. Secure backsplashes to tops with concealed metal brackets at 16 inches (400 mm) o.c. and to walls with adhesive.
3. Seal junctures of tops, splashes, and walls with mildew-resistant silicone sealant or another permanently elastic sealing compound recommended by countertop material manufacturer.

3.3 ADJUSTING AND CLEANING

A. Repair damaged and defective cabinets and countertops, where possible, to eliminate functional and visual defects; where not possible to repair, replace woodwork. Adjust joinery for uniform appearance.

B. Clean, lubricate, and adjust hardware.

C. Clean cabinets and countertops on exposed and semiexposed surfaces.

END OF SECTION 064116

SECTION 10730 - PROTECTIVE COVERS

PART 1 GENERAL

1.1 SECTION INCLUDES

A. Canopies

1. Roll formed aluminum tube framing and fittings with integral gutter/beams.

2. Rod Suspended Canopy with roll formed aluminum covering with

1.2 DESIGN REQUIREMENTS

A. Aluminum awning materials, assembly and attachments to resist snow, wind, suction and uplift design loads of 45 lb./sq. ft. at any point without damage or permanent set.

PART 2 PRODUCTS

2.1 MANUFACTURERS

A. Texas Aluminum
B. Mapes, Inc
C. Or EQUAL

2.2 ALUMINUM FRAMING SYSTEM

A. Canopy:

1. Column Framing/Downspout: 3 inch square, aluminum tubing. Typical unless indicated as TS 4x4 columns on architectural or structural drawings.

2. Perimeter Beams/Gutter: .051" rolled aluminum 8" J style.

3. Mounting: Brackets and flanges, with aluminum inserts brackets for casting in concrete and mounting on brick wall construction.

4. Exposed Fasteners: Non-corroding.

5. Finish Exposed Fasteners: Polyester paint to color as selected - WHITE.

6. Provide bituminous paint to separate dissimilar metal or materials.

7. Hanger rods and attachment hardware shall be powder coated.

8. Fascia shall be standard 8” extruded J style (minimum .125 aluminum).
9. Color: To be selected from manufacturer’s standard colors.

2.3 COVERING MATERIALS

A. Canopy: Aluminum panel - Roll form aluminum .032 "W" shape equal to.

2.4 FABRICATION - FRAMING

A. Fit and shop assemble components in largest practical sizes, for delivery to site.

B. Fabricate components with joints tightly fitted and secured.

C. Exposed Fastenings: Unobtrusively located; consistent with design of components, except where specifically noted otherwise.

D. Supply components required for anchorage of framing. Fabricate anchors and related components of same material and finish as framing, except where specifically noted otherwise.

E. Continuously seal joined pieces.

F. Accurately form components to suit each other and to building structure.

PART 3 EXECUTION

3.1 EXAMINATION

A. Verify that wall substrate anchors are acceptable and are ready to receive work.

3.2 PREPARATION

A. Supply items required to be cast into concrete with setting templates, to appropriate Sections.

3.3 INSTALLATION - FRAMING

A. Install in accordance with manufacturer's instructions.

B. Install components plumb and level, accurately fitted, free from distortion or defects.

C. Provide anchors required for connecting framing to structure. Anchor framing to structure.

D. Conceal bolts and screws whenever possible. Where not concealed, use flush

countersunk fastenings.

3.4 INSTALLATION - COVERING

A. Attach covering and fasten secure.

3.5 ERECTION TOLERANCES

A. Maximum Variation from Plumb: 1/4 inch per story, non-cumulative.

3.6 PROTECTION

A. Isolate aluminum from concrete with primers.

END OF SECTION 10530

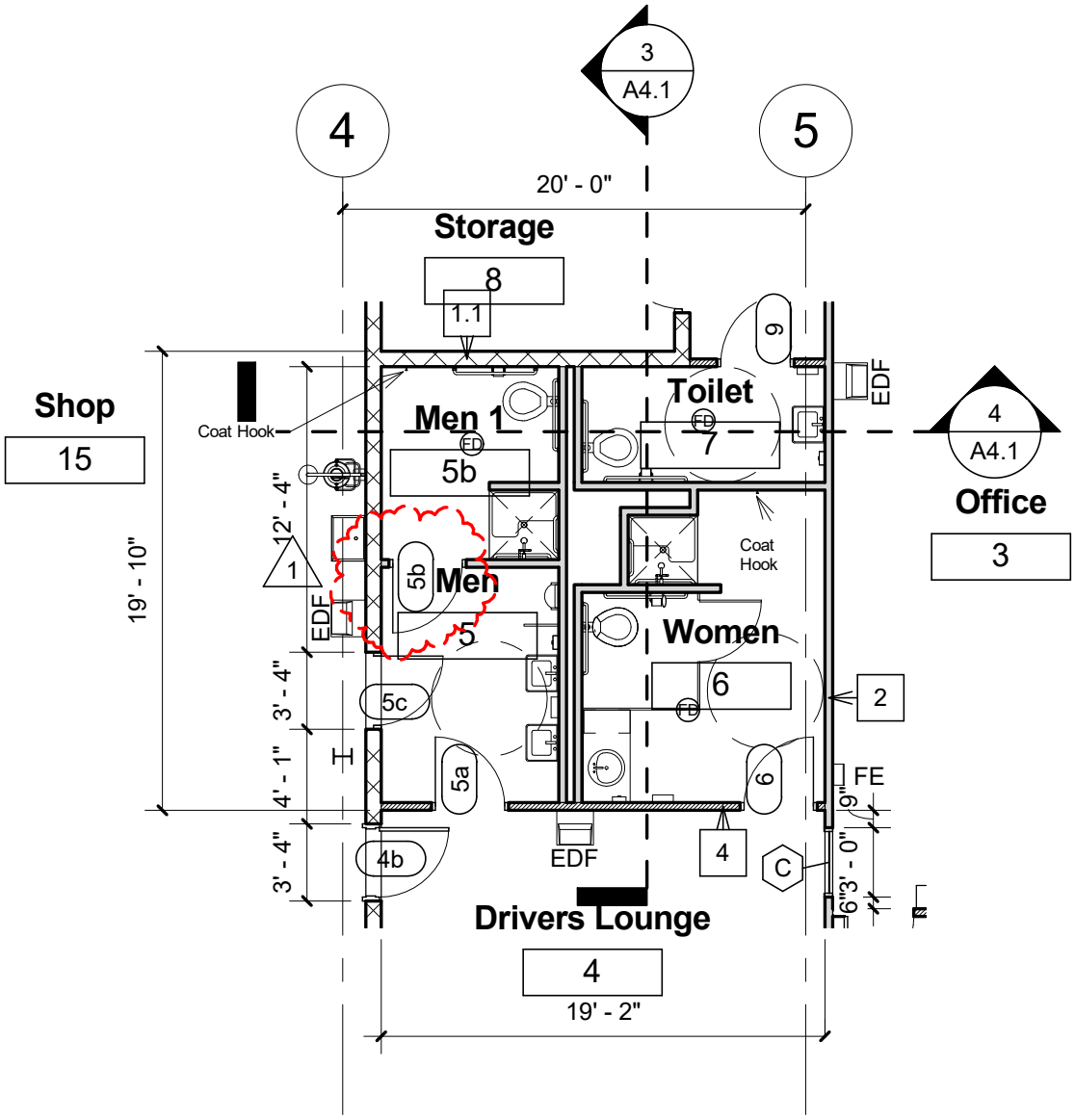

1 First Floor Plan Add 1

1/8" = 1'-0"

MAJOR DESIGN STUDIO

CITY OF HATTIESBURG

HUB CITY TRANSIT FACILITY

Hattiesburg, Mississippi

First Floor Plan

Project number	17000	Add 1.0
Date	01/08/18	
Drawn by	MA4	
Checked by	MA4	Scale 1/8" = 1'-0"

1/8/2018 5:49:38 PM

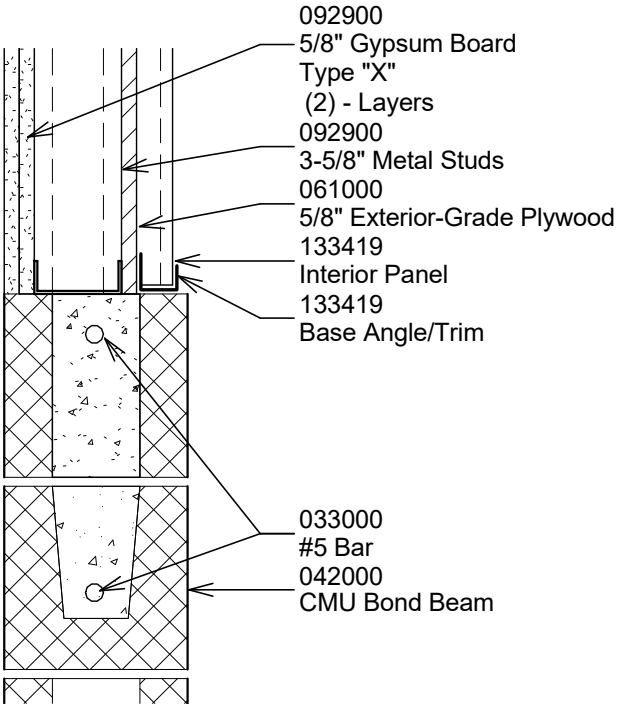

1 Section Detail - Wall Trans.

1 1/2" = 1'-0"

MAJOR DESIGN STUDIO

CITY OF HATTIESBURG HUB CITY TRANSIT FACILITY Hattiesburg, Mississippi		
Section Detail		
Project number	17000	Add 1.1
Date	01/08/18	
Drawn by	Author	
Checked by	Checker	Scale 1 1/2" = 1'-0"

1/8/2018 5:49:03 PM

City of Hattiesburg, MS

200 Forrest St.
P.O. Box 1898
Hattiesburg, MS 39401

Master

File Number: 2018-173

File ID:	2018-173	**Type:**	Regular Agenda Item	**Status:**	Agenda Ready
Version:	2	**Reference:**		**In Control:**	City Council
Requester:	Andrew Ellard			**File Created:**	01/29/2018
Brief Title:	Approve re-scheduling of Con Plan Public Hearing in Ward 5			**Final Action:**	
				Minute Book Number:	MB2018-35

Title:

Approve publication of Notice re-scheduling a Public Hearing in Ward 5 for the 2018-2022 Five-Year Consolidated Plan for the CDBG and HOME Programs and establishing and extending a Public Comment Period ending on March 26, 2018.

Notes:			
		Agenda Date:	02/06/2018
Indexes:		**Agenda Number:**	VII.-9
Sponsors:		**Enactment Date:**	
Attachments:	NOTICE OF Rescheduled PUBLIC HEARING.pdf, executed NOTICE OF Rescheduled PUBLIC HEARING.pdf	**Enactment Number:**	
Contact:		**Meeting Date:**	02/06/2018
Drafter:	Clarence Williams	**Effective Date:**	

History of Legislative File

Version:	Acting Body:	Date:	Action:	Sent To:	Due Date:	Return Date:	Result:
2	City Council	02/06/2018					

Text of Legislative File 2018-173

Title

Approve publication of Notice re-scheduling a Public Hearing in Ward 5 for the 2018-2022 Five-Year Consolidated Plan for the CDBG and HOME Programs and establishing and extending a Public Comment Period ending on March 26, 2018.

Summary

Approve publication of Notice re-scheduling a public hearing in Ward 5 for the 2018-2022 Five-Year Consolidated Plan.

Budget Information

Expenditure Type

Purchasing Item

Publication Information

[

NOTICE OF PUBLIC HEARINGS and
NOTICE OF AVAILABILITY OF INFORMATION
ATTENTION: ALL HATTIESBURG, MISSSISSIPPI RESIDENTS

NOTICE is hereby given that the City of Hattiesburg Department of Urban Development has re-scheduled a public hearing for Ward Five for the purpose of affording citizens of Hattiesburg an opportunity to present their views on the following.

2018 - 2022 Five-Year Consolidated Plan

Citizens of Hattiesburg are invited to present their views and proposals (orally and in writing) as to the housing needs, community development needs, and supportive housing needs of the City of Hattiesburg and to provide citizens an opportunity to participate in the planning, development and implementation of the City's 2018-2022 Five-Year Consolidated Plan, and Analysis of Impediments to Fair Housing Choices in Hattiesburg in connection with the Community Development Block Grant (CDBG) and HOME Investment Partnerships (HOME).

The hearing originally was scheduled for 6 p.m. Wednesday, January 17, 2018, at Danny Hinton Community Center in Palmer's Crossing but was canceled due to inclement weather. The hearing is re-scheduled for the following date and location:

Tuesday, February 27, 2018
Ward 5 – Mt. Olive Baptist Church Conference Room – 1313 Country Club Road
Consolidated Plan Public Hearing – 6:00 p.m.

ALL interested citizens, particularly those of low, very low and extremely low income, minorities, residents of public housing, and those with mobility, visual and hearing impediments, are urged to attend. If you should have any questions regarding these hearings, please contact the Department of Urban Development – Community Development Division at (601) 554-1006.

Availability of Information
Parties interested in additional information regarding the U.S. Department of Housing & Urban Development's Community Development Block Grant (CDBG) or Home Investment Partnerships (HOME) Programs, or the City of Hattiesburg's participation as a CDBG and HOME Grantee are urged to contact the City's Department of Urban Development – Community Development Division at (601) 554-1006, or to make inquiries at City Hall – 200 Forrest Street, Hattiesburg, MS 39401.

Consideration
The City will consider in this phase of the planning process, any comments or views of citizens, agencies or units of local government received in writing and orally at any of the scheduled Public Hearings. Written comments will also be accepted in the Department of Urban Development – Community development Division through Friday, March 16, 2018. A summary of any comments or reviews accepted will be attached to the final plan.

Comments related to this NOTICE may be sent to or delivered to City Hall, First Floor, Community Development Division/Department of Urban Development, 200 Forrest Street, Hattiesburg, MS 39401.

If you have any questions regarding this information, please contact the Department at (601) 554-1006.

CITY OF HATTIESBURG, MISSISSIPPI

BY: _____
CITY CLERK

(SEAL)

Toby Barker, Mayor

PUBLISH Twice in the Non-Legal Section of the Hattiesburg Post: Thursday, February 8, 2018 and; Thursday, February 15, 2018.

NOTICE OF PUBLIC HEARINGS and
NOTICE OF AVAILABILITY OF INFORMATION
ATTENTION: ALL HATTIESBURG, MISSSISSIPPI RESIDENTS

NOTICE is hereby given that the City of Hattiesburg Department of Urban Development has re-scheduled a public hearing for Ward Five for the purpose of affording citizens of Hattiesburg an opportunity to present their views on the following.

2018 - 2022 Five-Year Consolidated Plan

Citizens of Hattiesburg are invited to present their views and proposals (orally and in writing) as to the housing needs, community development needs, and supportive housing needs of the City of Hattiesburg and to provide citizens an opportunity to participate in the planning, development and implementation of the City's 2018-2022 Five-Year Consolidated Plan, and Analysis of Impediments to Fair Housing Choices in Hattiesburg in connection with the Community Development Block Grant (CDBG) and HOME Investment Partnerships (HOME).

The hearing is re-scheduled for the following date and location:

Tuesday, Febuary 27, 2018
Ward 5 – Mt. Olive Baptist Church Conference Room – 1313 Country Club Road
Consolidated Plan Public Hearing – 6:00 p.m.

ALL interested citizens, particularly those of low, very low and extremely low income, minorities, residents of public housing, and those with mobility, visual and hearing impediments, are urged to attend. If you should have any questions regarding these hearings, please contact the Department of Urban Development – Community Development Division at (601) 554-1006.

Availability of Information

Parties interested in additional information regarding the U.S. Department of Housing & Urban Development's Community Development Block Grant (CDBG) or Home Investment Partnerships (HOME) Programs, or the City of Hattiesburg's participation as a CDBG and HOME Grantee are urged to contact the City's Department of Urban Development – Community Development Division at (601) 554-1006, or to make inquiries at City Hall – 200 Forrest Street, Hattiesburg, MS 39401.

Consideration

The City will consider in this phase of the planning process, any comments or views of citizens, agencies or units of local government received in writing and orally at any of the scheduled Public Hearings. Written comments will also be accepted in the Department of Urban Development – Community development Division through Friday, March 16, 2018. A summary of any comments or reviews accepted will be attached to the final plan.

Comments related to this NOTICE may be sent to or delivered to City Hall, First Floor, Community Development Division/Department of Urban Development, 200 Forrest Street, Hattiesburg, MS 39401.

If you have any questions regarding this information, please contact the Department at (601) 554-1006.

CITY OF HATTIESBURG, MISSISSIPPI

BY: _____
CITY CLERK

(SEAL)

Toby Barker, Mayor

PUBLISH Twice in the Non-Legal Section of the Hattiesburg Post: Thursday, February 8, 2018 and; Thursday, February 15, 2018.

City of Hattiesburg, MS

200 Forrest St.
P.O. Box 1898
Hattiesburg, MS 39401

Master

File Number: 2018-162

File ID:	2018-162	**Type:**	Regular Agenda Item	**Status:**	Agenda Ready
Version:	1	**Reference:**		**In Control:**	City Council
Requester:	Anthony Parker			**File Created:**	01/24/2018
Brief Title:	Approve and authorize publication of Notice to Bidders, computers and cradlepoints, 10 new vehicles, HPD.			**Final Action:**	
				Minute Book Number:	MB2018-35

Title:

Approve and authorize publication of Notice to Bidders for computers and cradlepoints for ten (10) new police vehicles for the Hattiesburg Police Department.

Notes:	Notice to be published in the Hattiesburg American		
		Agenda Date:	02/06/2018
Indexes:		**Agenda Number:**	VII.-10
Sponsors:		**Enactment Date:**	
Attachments:	Notice to Bidders - Computers and Cradlepoints for Patrol Cars, Specs-Cradle Points and computers, HPD, executed Notice to Bidders - Computers and Cradlepoints for Patrol Cars	**Enactment Number:**	
Contact:		**Meeting Date:**	02/06/2018
Drafter:	Tammy Leggett	**Effective Date:**	

History of Legislative File

Version:	Acting Body:	Date:	Action:	Sent To:	Due Date:	Return Date:	Result:
1	City Council	02/06/2018					

Text of Legislative File 2018-162

Title

Approve and authorize publication of Notice to Bidders for computers and cradlepoints for ten (10) new police vehicles for the Hattiesburg Police Department.

Summary

Approve and authorize publication of Notice to Bidders, computers and cradlepoints, 10 new

vehicles, HPD.

Budget Information

Expenditure Type

Purchasing Item

Publication Information

NOTICE TO BIDDERS

NOTICE is hereby given that the Mayor and Council of the City of Hattiesburg, Mississippi will receive sealed bids until 10:00 A.M., Thursday, March 8, 2018, in the City Clerk's Office in the City Hall of said City for furnishing the City's requirements for Computers and Cradlepoints for ten new cars.

The above shall be bid upon and delivered as per detailed specifications on file in the Office of the City Clerk, P. O. Box 1898, 200 Forrest Street, Hattiesburg, Mississippi, 39403-1898, (601) 545-4552, which may be obtained upon request.

Each BID must be received in a sealed envelope which is marked in the lower left-hand corner with the word "BID" and the NAME OF ITEM on which bid is being made and the DATE OF BID OPENING.

The lowest and best bid received will be accepted, subject to the provisions of Section 31-7-13 of the Mississippi Code of 1972, Annotated as Amended, and other applicable State law; but the Council reserves the right to reject any or all bids received and to waive formalities.

PUBLISHED by Order of the Council on this, the 6th day of February, 2018.

CITY OF HATTIESBURG, MISSISSIPPI

_____

CITY CLERK

(S E A L)

Bids will be published in the Hattiesburg Post for two consecutive weeks prior to bid opening, which will be held at least 7 days from the last published date of advertisement

SPECIFICATION FOR: Computers and Cradle point for 10 new vehicle for Hattiesburg Police Department.

Bidder shall bid on furnishing the above items (s) which meet (s) of exceeds (s) the following specification, to-wit:

(10 total) Motion computer F5M touch Intel core processor to include: operating system windows 7 or windows 10, 1D/2D barcode reader smart card reader with 3 year motion warranty. Processor: Intel Core i5 Processor 2.2 GHz 5200U with Turbo Boost to 2.7 GHz, Memory: 4GB RAM, Hard Drive: 64GB Solid State Drive, Display: 10.4" XGA (1024 x 768) Standard Display with Projective Capacitive 10-point Touch TFT AFFS+ LED Backlight with Durable Gorilla Glass, Wireless: IEEE 802.11ac Wi-Fi plus Bluetooth 4.0, Communication: Integrated enhanced GPS, Other Integrated Features: 8.0 Megapixel camera (rear-facing), 2.0 Megapixel front-facing web camera, Battery: Hot swappable Lithium-ion, (10 total) Motion c5/f5 locking dock, (30 total) Adapter motion 12v auto/air adapter, (30 total) Modems, cradle point router MFG: IBR900LP-6 4g/3g for AT&T, (120 total) Cradle point antennas

SEE ATTACHED DETAILED SPECIFICATIONS

DELIVERY: F.O.B. Hattiesburg, Mississippi, freight prepaid, within 6-8 weeks of purchase order.

PAYMENT TERMS: Remittance within thirty (30) days from satisfactory delivery of goods and/ or receipt of invoices (s).

SEALED bids will be received until 10:00 A.M., Thursday, March 8th, 2018, in the City Clerks' Office in the City Hall, P.O. Box 1898. 200 Forrest Street, Hattiesburg, Mississippi, 39403-1898, (601) 545-4552, for furnishing the above described items (s). It shall be the responsibility of all bidders to have their bids delivered to the location listed in these speciation and/or Notice to Bidders on or before the state and term specified. The City of Hattiesburg shall not be responsible for any bid sent via U.S. Mail or any other mail courier service which is delivered or received after the state and time listed in said specifications and/or Notice to Bidders. State Law prohibits the consideration of bids received after the state and time advertised for receipt of sealed bids.

Each BID must be received in a sealed envelope which is clearly marked in the lower left-hand corner **EXACTLY** as follows:

BID

Computers and Cradle point for 10 new vehicle for Hattiesburg Police Department

The lowest and best bid received will be accepted, subject to provisions of Section 31-7-13 of the Mississippi Code of 1972, Annotated as Amended, and other applicable State law; but the Council reserves the right to reject and an all bids received and to waive informalities.

APPROVE on this, the 6th day of February A.D., 2018.

CITY OF HATTIESBURG, MISSISSIPPI

BY: Kermas Eaton/s/
CITY CLERK

SPECIFICATIONS APPROVED BY:

HATTIESBURG POLICE DEPARTMENT

SPECIFICATION FOR: Computers and Cradle point for 10 new vehicle for Hattiesburg Police Department.

Bidder shall bid on furnishing the above items (s) which meet (s) of exceeds (s) the following specification, to-wit:

(10 total) Motion computer F5M touch Intel core processor to include: operating system windows 7 or windows 10, 1D/2D barcode reader smart card reader with 3 year motion warranty. Processor: Intel Core i5 Processor 2.2 GHz 5200U with Turbo Boost to 2.7 GHz, Memory: 4GB RAM, Hard Drive: 64GB Solid State Drive, Display: 10.4" XGA (1024 x 768) Standard Display with Projective Capacitive 10-point Touch TFT AFFS+ LED Backlight with Durable Gorilla Glass, Wireless: IEEE 802.11ac Wi-Fi plus Bluetooth 4.0, Communication: Integrated enhanced GPS, Other Integrated Features: 8.0 Megapixel camera (rear-facing), 2.0 Megapixel front-facing web camera, Battery: Hot swappable Lithium-ion, (10 total) Motion c5/f5 locking dock, (30 total) Adapter motion 12v auto/air adapter, (30 total) Modems, cradle point router MFG: IBR900LP-6 4g/3g for AT&T, (120 total) Cradle point antennas

SEE ATTACHED DETAILED SPECIFICATIONS

DELIVERY: F.O.B. Hattiesburg, Mississippi, freight prepaid, within 6-8 weeks of purchase order.

PAYMENT TERMS: Remittance within thirty (30) days from satisfactory delivery of goods and/ or receipt of invoices (s).

SEALED bids will be received until 10:00 A.M., Thursday, March 8th, 2018, in the City Clerks' Office in the City Hall, P.O. Box 1898. 200 Forrest Street, Hattiesburg, Mississippi, 39403-1898, (601) 545-4552, for furnishing the above described items (s). It shall be the responsibility of all bidders to have their bids delivered to the location listed in these speciation and/or Notice to Bidders on or before the state and term specified. The City of Hattiesburg shall not be responsible for any bid sent via U.S. Mail or any other mail courier service which is delivered or received after the state and time listed in said specifications and/or Notice to Bidders. State Law prohibits the consideration of bids received after the state and time advertised for receipt of sealed bids.

Each BID must be received in a sealed envelope which is clearly marked in the lower left-hand corner **EXACTLY** as follows:

BID

Computers and Cradle point for 10 new vehicle for Hattiesburg Police Department

The lowest and best bid received will be accepted, subject to provisions of Section 31-7-13 of the Mississippi Code of 1972, Annotated as Amended, and other applicable State law; but the Council reserves the right to reject and an all bids received and to waive informalities.

APPROVE on this, the 6th day of February A.D., 2018.

CITY OF HATTIESBURG, MISSISSIPPI

BY: Kermas Eaton/s/
CITY CLERK

SPECIFICATIONS APPROVED BY:

HATTIESBURG POLICE DEPARTMENT

NOTICE TO BIDDERS

NOTICE is hereby given that the Mayor and Council of the City of Hattiesburg, Mississippi will receive sealed bids until 10:00 A.M., Thursday, March 8, 2018, in the City Clerk's Office in the City Hall of said City for furnishing the City's requirements for the following:

Ten (10) cradle points and computers for ten (10) new police vehicles.

The above shall be bid upon and delivered as per detailed specifications on file in the Office of the City Clerk, P. O. Box 1898, 200 Forrest Street, Hattiesburg, Mississippi, 39403-1898, (601) 545-4552, which may be obtained upon request.

Each BID must be received in a sealed envelope which is marked in the lower left-hand corner with the word "BID" and the NAME OF ITEM on which bid is being made and the DATE OF BID OPENING.

The lowest and best bid received will be accepted, subject to the provisions of Section 31-7-13 of the Mississippi Code of 1972, Annotated as Amended, and other applicable State law; but the Council reserves the right to reject any or all bids received and to waive formalities.

PUBLISHED by Order of the Council on this, the 2nd day of January, 2018.

CITY OF HATTIESBURG, MISSISSIPPI

CITY CLERK

(SEAL)

Bids will be published in the Hattiesburg Post for two consecutive weeks prior to bid opening which will be held at least 7 days from the last published date of advertisement

City of Hattiesburg, MS

200 Forrest St.
P.O. Box 1898
Hattiesburg, MS 39401

Master

File Number: 2018-180

File ID:	2018-180	**Type:**	Regular Agenda Item	**Status:**	Agenda Ready
Version:	1	**Reference:**		**In Control:**	City Council
Requester:				**File Created:**	01/29/2018
Brief Title:	Cleaning services for various city owned buildings.			**Final Action:**	
				Minute Book Number:	MB2018-36

Title:

Approve specifications for Janitorial services for various City of Hattiesburg buildings; Authorize advertisement for bids for same.

Notes:			
		Agenda Date:	02/06/2018
Indexes:		**Agenda Number:**	VII.-11
Sponsors:		**Enactment Date:**	
Attachments:	Specs- cleaning services, Notice to Bidders - Cleaning Services, executed Notice to Bidders - Cleaning Services	**Enactment Number:**	
Contact:		**Meeting Date:**	
Drafter:		**Effective Date:**	

History of Legislative File

Version:	Acting Body:	Date:	Action:	Sent To:	Due Date:	Return Date:	Result:
1	City Council	02/06/2018					

Text of Legislative File 2018-180

Title

Approve specifications for Janitorial services for various City of Hattiesburg buildings; Authorize advertisement for bids for same.

Summary

Cleaning services for various building, owned by the City of Hattiesburg.

Budget Information

Expenditure Type

Purchasing Item

Publication Information

CITY OF HATTIESBURG

JANITORIAL SPECIFICATIONS FOR:

BUILDING	ADDRESS	DAYS	
City Hall	200 Forrest Street	5 x per week	$_____
Water Billing	212 Front Street	5 x per week	$_____
Engineering	105 South Park Ave	3 x per week	$_____
Mass Transit	1419 West Pine Street	3 x per week	$_____
Traffic/Construction	125 Walnut Street	3 x per week	$_____

Contractor shall visit each site before bidding and confirm conditions, measurements, and needs to clean and maintain each building.

Contractor shall provide business license, proof of liability insurance in the amount of minimum $500,000 and workers compensation insurance. Contractor will comply with current OSHA regulations pertaining to all work performed at City buildings. Contractor shall provide background check on all employees participating in City Hall contract.

Personnel working for contractors will be deemed employees of contractor and will not for any purpose be considered City employees.

Contractor shall furnish all material, cleaning supplies, labor and equipment to clean and maintain each building. The City will furnish toilet tissue, paper towels, trash liners, and hand soap. The City will provide a secure space to store supplies and equipment.

Contractor shall provide quality control and adequate supervision to insure each building is properly and consistently cleaned and restocked in all areas.

Contractor shall observe the same holidays observed by the City.

Contractor shall provide to the City a monthly invoice for agreed upon price for each building, and an itemized invoice for any additional services provided.

The term of this agreement shall be for a period of three years.

This agreement may be terminated or canceled at any time with a minimum of 30 days written notice from either the City or contractor.

5 DAYS A WEEK: CITY HALL, WATER BILLING

Detailed dusting of high and low areas 1 time per month

Dust all horizontal surfaces within normal reach 4 times per week

Damp wipe horizontal surfaces with appropriate cleaner 1 time per week

Spot clean all walls, light switches, doors and door knobs 2 times per week

Clean glass doors inside and out and wipe frames 1 time per week

Spot clean entrance glass and doors 4 times per week

Vacuum all walk-off mats daily

Dust mop or sweep hard surface floors and steps daily

Damp mop hard surface floors and steps with appropriate cleaner daily

Spot mop stains and spills with appropriate cleaner 4 times per week

Vacuum or brush upholstered furniture 1 time per month

Arrange furniture daily

Clean and sanitize telephones 1 time per week

Empty and remove trash and replace liner as needed daily

Spot vacuum all carpet 4 times per week

Detail vacuum all carpet 1 time per week

Detail vacuum corners and edges, 1 time per month

Spot clean carpet spills 1 time per week

Clean and polish drinking fountains daily

Restrooms-remove garbage, restock supplies, clean and disinfect toilets, sinks and fixtures, clean mirrors, counters, partitions and chrome, sweep and mop floors with appropriate cleaner daily

Spot clean vending machines daily

Remove garbage and damp wipe with appropriate cleaner lunch room/break room counters, tables, chairs, sinks, fixtures, coffee stations inside and out daily

Clean elevator doors with appropriate cleaner 1 time per month (City Hall only)

Damp wipe window sills and base boards 1 time per quarter, or 4 times per year

3 DAYS A WEEK: ENGINEERING, MASS TRANSIT, TRAFFIC/CONSTRUCITON

Detailed dusting of high and low areas 1 time per month

Dust all horizontal surfaces within normal reach 2 times per week

Damp wipe horizontal surfaces with appropriate cleaner 1 time per week

Spot clean all walls, light switches, doors and door knobs 1 times per week

Clean glass doors inside and out and wipe frames 1 time per week

Spot clean entrance glass and doors 2 times per week

Vacuum all walk-off mats daily

Dust mop or sweep hard surface floors and steps daily

Damp mop hard surface floors and steps with appropriate cleaner daily

Spot mop stains and spills with appropriate cleaner 2 times per week

Vacuum or brush upholstered furniture 1 time per month

Clean and sanitize telephones 1 time per week

Empty and remove trash and replace liners as needed daily

Spot vacuum all carpet 2 times per week

Detail vacuum all carpet 1 time per week

Detail vacuum corners and edges, 1 time per month

Spot clean carpet spills 1 time per week

Clean and polish drinking fountains daily

Restrooms-remove garbage, restock supplies, clean and disinfect toilets, sinks and fixtures, clean mirrors, counters, partitions and chrome, sweep and mop floors with appropriate cleaner daily

Spot clean vending machines daily

Remove garbage and damp wipe with appropriate cleaner lunch room/break room counters, tables, chairs, sinks, fixtures, coffee stations out daily

Clean elevator doors with appropriate cleaner 1 time per month

Damp wipe window sills and base boards 1 time per quarter, or 4 times per year

SPECIFICATIONS APPROVED BY:

_____

CITY CLERK

NOTICE TO BIDDERS

NOTICE is hereby given that the Mayor and Council of the City of Hattiesburg, Mississippi will receive sealed bids until 10:00 A.M., Thursday March 8, 2018 in the City Clerk's Office in City Hall of said city for furnishing the City's requirements of the following services, to-wit:

JANITORIAL SERVICES FOR VARIOUS CITY BUILDINGS.

The above shall be bid upon and delivered as per detailed specifications on file in the Office of the City Clerk, P.O. Box 1898, 200 Forrest Street, Hattiesburg, MS 39403-1898 (601)545-4552, which may be obtained upon request.

Each BID must be received in a sealed envelope which is marked in the lower left-hand corner with the word "BID" and the ITEM on which bid is being made and the DATE OF BID OPENING.

The City reserves the right to reject and all bids received. City employees and their immediate family member are prohibited by law from bidding to acquire possession of any of the said items.

PUBLISHED by Order of the Council of this the 6th day of February, 2018.

CITY OF HATTIESBURG

BY Kermas Eaton /S/
CITY CLERK

(S E A L)

"Official bid documents can be downloaded from Central Bidding at www.centralbidding.com. Electronic bids can be submitted at www.centralbidding.com. For any questions relating to the electronic bidding process, please call Central Bidding at 225-810-4814."

Publish (2) Thursday's 2-15-18 & 2-22-18
Return PROOF to City Clerk's Office
City of Hattiesburg
P.O. Box 1898
Hattiesburg, MS 39403

NOTICE TO BIDDERS

NOTICE is hereby given that the Mayor and Council of the City of Hattiesburg, Mississippi will receive sealed bids until 10:00 A.M., Thursday March 8, 2018 in the City Clerk's Office in City Hall of said city for furnishing the City's requirements of the following services, to-wit:

JANITORIAL SERVICES FOR VARIOUS CITY BUILDINGS.

The above shall be bid upon and delivered as per detailed specifications on file in the Office of the City Clerk, P.O. Box 1898, 200 Forrest Street, Hattiesburg, MS 39403-1898 (601)545-4552, which may be obtained upon request.

Each BID must be received in a sealed envelope which is marked in the lower left-hand corner with the word "BID" and the ITEM on which bid is being made and the DATE OF BID OPENING.

The City reserves the right to reject and all bids received. City employees and their immediate family member are prohibited by law from bidding to acquire possession of any of the said items.

PUBLISHED by Order of the Council of this the 6th day of February, 2018.

CITY OF HATTIESBURG

BY Kermas Eaton /S/
CITY CLERK

(S E A L)

"Official bid documents can be downloaded from Central Bidding at www.centralbidding.com. Electronic bids can be submitted at www.centralbidding.com. For any questions relating to the electronic bidding process, please call Central Bidding at 225-810-4814."

Publish (2) Thursday's 2-15-18 & 2-22-18
Return PROOF to City Clerk's Office
City of Hattiesburg
P.O. Box 1898
Hattiesburg, MS 39403

CITY OF HATTIESBURG

JANITORIAL SPECIFICATIONS FOR:

BUILDING	ADDRESS	DAYS	
City Hall	200 Forrest Street	5 x per week	$_____
Water Billing	212 Front Street	5 x per week	$_____
Engineering	105 South Park Ave	3 x per week	$_____
Mass Transit	1419 West Pine Street	3 x per week	$_____
Traffic/Construction	125 Walnut Street	3 x per week	$_____

Contractor shall visit each site before bidding and confirm conditions, measurements, and needs to clean and maintain each building.

Contractor shall provide business license, proof of liability insurance in the amount of minimum $500,000 and workers compensation insurance. Contractor will comply with current OSHA regulations pertaining to all work performed at City buildings. Contractor shall provide background check on all employees participating in City Hall contract.

Personnel working for contractors will be deemed employees of contractor and will not for any purpose be considered City employees.

Contractor shall furnish all material, cleaning supplies, labor and equipment to clean and maintain each building. The City will furnish toilet tissue, paper towels, trash liners, and hand soap. The City will provide a secure space to store supplies and equipment.

Contractor shall provide quality control and adequate supervision to insure each building is properly and consistently cleaned and restocked in all areas.

Contractor shall observe the same holidays observed by the City.

Contractor shall provide to the City a monthly invoice for agreed upon price for each building, and an itemized invoice for any additional services provided.

The term of this agreement shall be for a period of three years.

This agreement may be terminated or canceled at any time with a minimum of 30 days written notice from either the City or contractor.

5 DAYS A WEEK: CITY HALL, WATER BILLING

Detailed dusting of high and low areas 1 time per month

Dust all horizontal surfaces within normal reach 4 times per week

Damp wipe horizontal surfaces with appropriate cleaner 1 time per week

Spot clean all walls, light switches, doors and door knobs 2 times per week

Clean glass doors inside and out and wipe frames 1 time per week

Spot clean entrance glass and doors 4 times per week

Vacuum all walk-off mats daily

Dust mop or sweep hard surface floors and steps daily

Damp mop hard surface floors and steps with appropriate cleaner daily

Spot mop stains and spills with appropriate cleaner 4 times per week

Vacuum or brush upholstered furniture 1 time per month

Arrange furniture daily

Clean and sanitize telephones 1 time per week

Empty and remove trash and replace liner as needed daily

Spot vacuum all carpet 4 times per week

Detail vacuum all carpet 1 time per week

Detail vacuum corners and edges, 1 time per month

Spot clean carpet spills 1 time per week

Clean and polish drinking fountains daily

Restrooms-remove garbage, restock supplies, clean and disinfect toilets, sinks and fixtures, clean mirrors, counters, partitions and chrome, sweep and mop floors with appropriate cleaner daily

Spot clean vending machines daily

Remove garbage and damp wipe with appropriate cleaner lunch room/break room counters, tables, chairs, sinks, fixtures, coffee stations inside and out daily

Clean elevator doors with appropriate cleaner 1 time per month (City Hall only)

Damp wipe window sills and base boards 1 time per quarter, or 4 times per year

3 DAYS A WEEK: ENGINEERING, MASS TRANSIT, TRAFFIC/CONSTRUCITON

Detailed dusting of high and low areas 1 time per month

Dust all horizontal surfaces within normal reach 2 times per week

Damp wipe horizontal surfaces with appropriate cleaner 1 time per week

Spot clean all walls, light switches, doors and door knobs 1 times per week

Clean glass doors inside and out and wipe frames 1 time per week

Spot clean entrance glass and doors 2 times per week

Vacuum all walk-off mats daily

Dust mop or sweep hard surface floors and steps daily

Damp mop hard surface floors and steps with appropriate cleaner daily

Spot mop stains and spills with appropriate cleaner 2 times per week

Vacuum or brush upholstered furniture 1 time per month

Clean and sanitize telephones 1 time per week

Empty and remove trash and replace liners as needed daily

Spot vacuum all carpet 2 times per week

Detail vacuum all carpet 1 time per week

Detail vacuum corners and edges, 1 time per month

Spot clean carpet spills 1 time per week

Clean and polish drinking fountains daily

Restrooms-remove garbage, restock supplies, clean and disinfect toilets, sinks and fixtures, clean mirrors, counters, partitions and chrome, sweep and mop floors with appropriate cleaner daily

Spot clean vending machines daily

Remove garbage and damp wipe with appropriate cleaner lunch room/break room counters, tables, chairs, sinks, fixtures, coffee stations out daily

Clean elevator doors with appropriate cleaner 1 time per month

Damp wipe window sills and base boards 1 time per quarter, or 4 times per year

SPECIFICATIONS APPROVED BY:

CITY CLERK

City of Hattiesburg, MS

200 Forrest St.
P.O. Box 1898
Hattiesburg, MS 39401

Master

File Number: 2018-172

File ID:	2018-172	**Type:**	Regular Agenda Item	**Status:**	Agenda Ready
Version:	1	**Reference:**		**In Control:**	City Council
Requester:	Deborah Bourne			**File Created:**	01/26/2018
Brief Title:	Approve the sale of grave spaces, per attached receipts and memos.			**Final Action:**	
				Minute Book Number:	MB2018-36

Title:
Approve the sale of grave spaces, per attached receipts and memos.

Notes:			
		Agenda Date:	02/06/2018
Indexes:		**Agenda Number:**	VII.-12
Sponsors:		**Enactment Date:**	
Attachments:	Memos (02-06-18), Receipts (02-06-18), Deeds (02-06-18), executed Deeds (02-06-18)	**Enactment Number:**	
Contact:		**Meeting Date:**	02/06/2018
Drafter:		**Effective Date:**	

History of Legislative File

Version:	Acting Body:	Date:	Action:	Sent To:	Due Date:	Return Date:	Result:
1	City Council	02/06/2018					

Text of Legislative File 2018-172

Title
Approve the sale of grave spaces, per attached receipts and memos.

Summary
Approve the sale of grave spaces, per attached receipts and memos.

Budget Information

Expenditure Type

Purchasing Item

Publication Information

To: CITY COUNCIL

From: Deborah Bourne, Assistant Division Manager of Cemeteries

Date: January 12, 2018

The following represents the grave spaces sold on January 12, 2018

Michael Hazelwood

(1) Space $ 175.00

South Half (S1/2) of the Northeast Quarter (NE1/4)

Lot 68, Section 36, Highland Cemetery

Kassin "Kitty" Smith-Wells

(1) Space $ 175.00

South Half (S1/2) of the Southwest Quarter (SW1/4)

Lot 74, Section 35, Highland Cemetery

Latoya Walters

(1) Space $ 175.00

South Half (S1/2) of the Southwest Quarter (SW1/4)

Lot 32, Section 36, Highland Cemetery

To: CITY COUNCIL

From: Deborah Bourne, Assistant Division Manager of Cemeteries

Date: January 16, 2018

The following represents the grave spaces sold on January 16, 2018

LeTitia Fairley

(1) Space $ 175.00

North Half (N1/2) of the Northwest Quarter (NW1/4)

Lot 57, Section 35, Highland Cemetery

Michael Martin Montgomery

(1) Space $ 175.00

South Half (S1/2) of the Southeast Quarter (SE1/4)

Lot 30, Section 35, Highland Cemetery

Charles & Carla Martin

(1) Space $ 175.00

North Half (N1/2) of the Southeast Quarter (SE1/4)

Lot 45, Section 37, Highland Cemetery

Greyson Devon Council C/O Tamika Council

(1) Space $ 37.50

Baby Space# 20

Lot 3, Section 1, South Hill Cemetery

To: CITY COUNCIL

From: Deborah Bourne, Assistant Division Manager of Cemeteries

Date: January 19, 2018

The following represents the grave spaces sold on January 19, 2018

Josie McKorkle

(1) Space $ 175.00

South Half (S1/2) of the Southwest Quarter (SW1/4)

Lot 17, Section 28, Highland Cemetery

Josie McKorkle

(1) Space $ 175.00

North Half (N1/2) of the Northwest Quarter (NW1/4)

Lot 23, Section 28, Highland Cemetery

Hazzle Roberts

(1) Space $ 175.00

South Half (S1/2) of the Northeast Quarter (NE1/4)

Lot 38, Section 28, Highland Cemetery

Ashley Munique LaSha Vanzant

(1) Space $ 45.00

Baby Space# 39

Lot 2, Section 3, Highland Cemetery

Rose McKorkle Ford

(2) Space $ 350.00

Northwest Quarter (NW1/4)

Lot 72, Section 34, Highland Cemetery

Sarah McKorkle Moore

(1) Space $ 175.00

North Half (N1/2) of the Southwest Quarter (SW1/4)

Lot 72, Section 34, Highland Cemetery

To: CITY COUNCIL

From: Deborah Bourne, Assistant Division Manager of Cemeteries

Date: January 16, 2018

The following represents the grave spaces sold on January 16, 2018

Bobbie Jean Moffett

(1) Space $ 175.00

North Half (N1/2) of the Southeast Quarter (SE ¼)

Lot 59, Section 34, Highland Cemetery

Charles Stanley Packer

(1) Space $ 175.00

South Half (S1/2) of the Northwest Quarter (NW1/4)

Lot 45, Section 36, Highland Cemetery

James Edward Hill and Mary G. Hill

(2) Spaces $ 350.00

Northwest Quarter (NW1/4)

Lot 79, Section 37, Highland Cemetery

Allen Reo Burns, Jr

(1) Space $ 175.00

North Half (N1/2) of the Northeast Quarter (NE1/4)

Lot 75, Section 24, Highland Cemetery

Billy A. Fokakis

(2) Spaces $ 350.00

Southeast Quarter (SE1/4)

Lot 17, Section 34, Highland Cemetery

Kayla Fokakis

(1) Space $ 175.00

South Half (S1/2) of the Northeast Quarter (NE1/4)

Lot 17, Section 34, Highland Cemetery

Liza Stringer

(1) Space $ 150.00

West Half (W1/2) of the Northeast Quarter (NE1/4)

Lot 49, Section 1, South Hill Cemetery

Johnnie Ruth Durr

(1) Space $ 175.00

South Half (S1/2) of the Northeast Quarter (NE1/4)

Lot 106, Section 25, Highland Cemetery

David B. Richards

(2) Spaces $ 350.00

Southwest Quarter (SW1/4)

Lot 55, Section 35, Highland Cemetery

Felecia M. Walker

(2) Spaces $ 350.00

Southwest Quarter (SW1/4)

Lot 65, Section 34, Highland Cemetery

Mail to:
85 Gatlin Rd
Purvis, MS
39475

CITY OF HATTIESBURG
PURCHASE OF CEMETERY GRAVE SPACES

Hattiesburg, Miss., 01-08 20 18

SOLD TO:

Mr., Mrs. Miss Michael Hazelwood

ADDRESS 207 Hartfield Rd Lot 25 Hattiesburg MS 39402

desires to purchase the grave space described below, subject to Cemetery regulations.

S ½ NE ¼ Lot No. 68 Section No. 36 in Highland Cemetery

Number of grave spaces 1 Price per grave space $ 175.00

Price Received $ 175.00

cash

CITY OF HATTIESBURG, MISSISSIPPI

By [signature]
Supt. of City Cemeteries

Mail to:
#7 Millcreek
Richton, MS
39476

CITY OF HATTIESBURG
PURCHASE OF CEMETERY GRAVE SPACES

Hattiesburg, Miss., 01-18 20 18

SOLD TO:

Mr., Mrs. Miss Kassin "Kitty" Smith-Wells

ADDRESS 5752 Hwy 49 S Hattiesburg, MS 39401

desires to purchase the grave space described below, subject to Cemetery regulations.

S ½ SW ¼ Lot No. 74 Section No. 35 in Highland Cemetery

Number of grave spaces 1 Price per grave space $ 175.00

Price Received $ 175.00

CK# 8522

CITY OF HATTIESBURG, MISSISSIPPI

By [signature]
Supt. of City Cemeteries

CITY OF HATTIESBURG
PURCHASE OF CEMETERY GRAVE SPACES

Hattiesburg, Miss., 01-11- 20 18

SOLD TO:

Mr., Mrs. Miss Latoya Walters

ADDRESS 8 Continental Blvd. Hattiesburg, MS 39401

desires to purchase the grave space described below, subject to Cemetery regulations.

S ½ SW ¼ Lot No. 32 Section No. 36 in Highland Cemetery

Number of grave spaces 1 Price per grave space $ 175.00

Price Received $ 175.00

CK # 8522

CITY OF HATTIESBURG, MISSISSIPPI

By [signature]
Supt. of City Cemeteries

Mail to:
8460 Tammy Lane
Citronelle, AL 36522

CITY OF HATTIESBURG
PURCHASE OF CEMETERY GRAVE SPACES

Hattiesburg, Miss., 01/11/ 20 18

SOLD TO:

Mr., Mrs. Miss LeTitia Fairley

ADDRESS 822 New Orleans St, Hattiesburg, MS 39401

desires to purchase the grave space described below, subject to Cemetery regulations.

N ½ NW ¼ Lot No. 57 Section No. 35 in Highland Cemetery

Number of grave spaces 1 Price per grave space $ 175.00

Price Received $ 175.00

Cash

CITY OF HATTIESBURG, MISSISSIPPI

By Deborah Bourne
Supt. of City Cemeteries

CITY OF HATTIESBURG
PURCHASE OF CEMETERY GRAVE SPACES

Hattiesburg, Miss., 01/13/ 20 18

SOLD TO:

Mr., Mrs. Miss Michael Martin Montgomery

ADDRESS 337 Emerson DR, Hattiesburg, MS 39401

desires to purchase the grave space described below, subject to Cemetery regulations.

S ½ SE ¼ Lot No. 30 Section No. 35 in Highland Cemetery

Number of grave spaces 1 Price per grave space $ 175.00

Price Received $ 175.00

Ck # 2104

CITY OF HATTIESBURG, MISSISSIPPI

By Deborah Bourne
Supt. of City Cemeteries

Mail to:
47 South Lake Dr
Hattiesburg, MS
39401

CITY OF HATTIESBURG
PURCHASE OF CEMETERY GRAVE SPACES

Hattiesburg, Miss., 1-16 20 18

SOLD TO:

Mr., Mrs. Miss Charles & Carla Martin

ADDRESS 805 Hardy Street Hattiesburg, MS 39401

desires to purchase the grave space described below, subject to Cemetery regulations.

N ½ SE ¼ Lot No. 45 Section No. 37 in Highland Cemetery

Number of grave spaces 1 Price per grave space $ 175.00

Price Received $ 175.00

CK#5408

CITY OF HATTIESBURG, MISSISSIPPI

By Paul Olson
Supt. of City Cemeteries

CITY OF HATTIESBURG
PURCHASE OF CEMETERY GRAVE SPACES

Hattiesburg, Miss., 01-18 2018

SOLD TO:

Mr.. Mrs. Miss Josie McKinkle

ADDRESS 812 Elizabeth Ave Hattiesburg, MS 39401

desires to purchase the grave space described below, subject to Cemetery regulations.

S 1/2 SW 1/4 Lot No. 17 Section No. 28 in Highland Cemetery

Number of grave spaces 1 Price per grave space $ 175.00

Price Received $ 175.00

cash

CITY OF HATTIESBURG, MISSISSIPPI

By [signature]
Supt. of City Cemeteries

CITY OF HATTIESBURG
PURCHASE OF CEMETERY GRAVE SPACES

Hattiesburg, Miss., 01-18 2018

SOLD TO:

Mr.. Mrs. Miss Josie McKinkle

ADDRESS 812 Elizabeth Ave Hattiesburg, MS 39401

desires to purchase the grave space described below, subject to Cemetery regulations.

N 1/2 NW 1/4 Lot No. 23 Section No. 28 in Highland Cemetery

Number of grave spaces 1 Price per grave space $ 175.00

Price Received $ 175.00

cash

CITY OF HATTIESBURG, MISSISSIPPI

By [signature]
Supt. of City Cemeteries

CITY OF HATTIESBURG
PURCHASE OF CEMETERY GRAVE SPACES

Hattiesburg, Miss., 01-18 2018

SOLD TO:

Mr.. Mrs. Miss Hazzie Roberts

ADDRESS 1503 W. 5th Street Hattiesburg, MS 39401

desires to purchase the grave space described below, subject to Cemetery regulations.

S 1/2 NE 1/4 Lot No. 38 Section No. 28 in Highland Cemetery

Number of grave spaces 1 Price per grave space $ 175.00

Price Received $ 175.00

cash

CITY OF HATTIESBURG, MISSISSIPPI

By [signature]
Supt. of City Cemeteries

CITY OF HATTIESBURG
PURCHASE OF CEMETERY GRAVE SPACES

Hattiesburg, Miss., 01-18 20 18

SOLD TO:

Mr.. Mrs. Miss Ashley Monique Latta Van Zant

ADDRESS 3101 Katie Ave Apt C17 Hattiesburg, MS 39402

desires to purchase the grave space described below, subject to Cemetery regulations.

Baby Space #71 ____ 1/2 ____ 1/4 Lot No. 2 Section No. 3 in Highland Cemetery

Number of grave spaces 1 Price per grave space $ 45.00

Price Received $ 45.00

cash

CITY OF HATTIESBURG, MISSISSIPPI

By [signature]
Supt. of City Cemeteries

CITY OF HATTIESBURG
PURCHASE OF CEMETERY GRAVE SPACES

Hattiesburg, Miss., 01-18 20 18

SOLD TO:

Mr.. Mrs. Miss Rose Mae Kirkle Ford

ADDRESS 613 Annie Street Hattiesburg, MS 39401

desires to purchase the grave space described below, subject to Cemetery regulations.

— 1/2 NW 1/4 Lot No. 72 Section No. 34 in Highland Cemetery

Number of grave spaces 2 Price per grave space $ 175.00

Price Received $ 350.00

CK # 4073

CITY OF HATTIESBURG, MISSISSIPPI

By [signature]
Supt. of City Cemeteries

CITY OF HATTIESBURG
PURCHASE OF CEMETERY GRAVE SPACES

Hattiesburg, Miss. 01-18 20 18

SOLD TO:

Mr.. Mrs. Miss Sarah Mae Kirkle Davis

ADDRESS 810 John Street Hattiesburg, MS 39401

desires to purchase the grave space described below, subject to Cemetery regulations.

NW 1/2 SW 1/4 Lot No. 72 Section No. 34 in Highland Cemetery

Number of grave spaces 1 Price per grave space $ 175.00

Price Received $ 175.00

CK # 4073

CITY OF HATTIESBURG, MISSISSIPPI

By [signature]
Supt. of City Cemeteries

CITY OF HATTIESBURG
PURCHASE OF CEMETERY GRAVE SPACES

Hattiesburg, Miss., 01/22/ 20 18

SOLD TO:

Mr.: Mrs. Miss Bobbie Jean Moffett

ADDRESS 808 River St. Hattiesburg, MS 39401

desires to purchase the grave space described below, subject to Cemetery regulations.

N 1/2 SE 1/4 Lot No. 59 Section No. 34 in Highland Cemetery

Number of grave spaces 1 Price per grave space $ 175.00

Price Received $ 175.00

CASH

CITY OF HATTIESBURG, MISSISSIPPI

By Deborah Browne
Supt. of City Cemeteries

CITY OF HATTIESBURG
PURCHASE OF CEMETERY GRAVE SPACES

Hattiesburg, Miss., 01/22/ 20 18

SOLD TO:

Mr.. Mrs. Miss Charles Stanley Packer

ADDRESS 311 Parkdale DR, Hattiesburg, MS 39401

desires to purchase the grave space described below, subject to Cemetery regulations.

S 1/2 NW 1/4 Lot No. 45 Section No. 36 in Highland Cemetery

Number of grave spaces 1 Price per grave space $ 175.00

Price Received $ 175.00

CASH

CITY OF HATTIESBURG, MISSISSIPPI

By Deborah Browne
Supt. of City Cemeteries

Mail to:
266 Lynn Ray Rd
Petal, MS 39465

CITY OF HATTIESBURG
PURCHASE OF CEMETERY GRAVE SPACES

Hattiesburg, Miss., 01/22/ 20 18

SOLD TO:

Mr.. Mrs. Miss James Edward Hill and Mary G. Hill

ADDRESS 205 Bay Ave, Hattiesburg, MS 39401

desires to purchase the grave space described below, subject to Cemetery regulations.

— 1/2 NW 1/4 Lot No. 79 Section No. 37 in Highland Cemetery

Number of grave spaces 2 Price per grave space $ 175.00

Price Received $ 350.00

Ck # 3328

CITY OF HATTIESBURG, MISSISSIPPI

By Deborah Browne
Supt. of City Cemeteries

Mail to:
Julie Plewinski
1044 Ontario Ave
Chesapeake, VA. 23325

CITY OF HATTIESBURG
PURCHASE OF CEMETERY GRAVE SPACES

Hattiesburg, Miss., 01/24/ 20 18

SOLD TO:

Mr.. Mrs. Miss Allen Reo Burns, JR

ADDRESS 200 Lilac St. Hattiesburg, MS. 39401

desires to purchase the grave space described below, subject to Cemetery regulations.

N 1/2 NE 1/4 Lot No. 75 Section No. 24 in Highland Cemetery

Number of grave spaces 1 Price per grave space $ 175.00

Price Received $ 175.00

CASH

CITY OF HATTIESBURG, MISSISSIPPI

By Deborah Bourne
Supt. of City Cemeteries

Mail to:
Kayla Fokakis
746 Sunrise Rd
Petal, MS. 39465

CITY OF HATTIESBURG
PURCHASE OF CEMETERY GRAVE SPACES

Hattiesburg, Miss., 01/24/ 20 18

SOLD TO:

Mr.. Mrs. Miss Billy A. Fokakis

ADDRESS 400 N. Main St Hattiesburg, MS 39401

desires to purchase the grave space described below, subject to Cemetery regulations.

— 1/2 SE 1/4 Lot No. 17 Section No. 34 in Highland Cemetery

Number of grave spaces 2 Price per grave space $ 175.00

Price Received $ 350.00

CASH

CITY OF HATTIESBURG, MISSISSIPPI

By Deborah Bourne
Supt. of City Cemeteries

Mail to:
746 Sunrise Rd
Petal, MS. 39465

CITY OF HATTIESBURG
PURCHASE OF CEMETERY GRAVE SPACES

Hattiesburg, Miss., 01/24/ 20 18

SOLD TO:

Mr.. Mrs. Miss Kayla Fokakis

ADDRESS 400 N. Main St. Hattiesburg, MS 39401

desires to purchase the grave space described below, subject to Cemetery regulations.

S 1/2 NE 1/4 Lot No. 17 Section No. 34 in Highland Cemetery

Number of grave spaces 1 Price per grave space $ 175.00

Price Received $ 175.00

CASH

CITY OF HATTIESBURG, MISSISSIPPI

By Deborah Bourne
Supt. of City Cemeteries

CITY OF HATTIESBURG
PURCHASE OF CEMETERY GRAVE SPACES

Hattiesburg, Miss., 01/23/ 20 18

SOLD TO:

Mr. Mrs. Miss Liza Stringer

ADDRESS 704 Florence Ave, Hattiesburg, MS 39401

desires to purchase the grave space described below, subject to Cemetery regulations.

S 1/2 NE 1/4 Lot No. 49 Section No. 1 in South Hill Cemetery

Number of grave spaces 1 Price per grave space $ 150.00

Price Received $ 150.00

CASH

CITY OF HATTIESBURG, MISSISSIPPI

By Deborah Bourne
Supt. of City Cemeteries

CITY OF HATTIESBURG
PURCHASE OF CEMETERY GRAVE SPACES

Hattiesburg, Miss., 01/25/ 20 18

SOLD TO:

Mr.. Mrs. Miss Johnnie Ruth Durr

ADDRESS 619 N. 31st Ave, Apt #2, Hattiesburg, MS 39401

desires to purchase the grave space described below, subject to Cemetery regulations.

S 1/2 NE 1/4 Lot No. 166 Section No. 25 in Highland Cemetery

Number of grave spaces 1 Price per grave space $ 175.00

Price Received $ 175.00

CASH

CITY OF HATTIESBURG, MISSISSIPPI

By Deborah Bourne
Supt. of City Cemeteries

Mail to:
693 Richburg Rd
Hattiesburg, MS 39402

CITY OF HATTIESBURG
PURCHASE OF CEMETERY GRAVE SPACES

Hattiesburg, Miss., 01/26/ 20 18

SOLD TO:

Mr.. Mrs. Miss David B. Richards

ADDRESS 209 S. 11th St. Hattiesburg, MS 39401

desires to purchase the grave space described below, subject to Cemetery regulations.

S 1/2 SW 1/4 Lot No. 55 Section No. 35 in Highland Cemetery

Number of grave spaces 2 Price per grave space $ 175.00

Price Received $ 350.00

CASH

CITY OF HATTIESBURG, MISSISSIPPI

By Deborah Bourne
Supt. of City Cemeteries

CITY OF HATTIESBURG
PURCHASE OF CEMETERY GRAVE SPACES

Hattiesburg, Miss., 01/26 20 01

SOLD TO:

Mr.. Mrs. Miss Felecia M. Walker

ADDRESS 711 Long Street Drive, Hattiesburg, MS 39401

desires to purchase the grave space described below, subject to Cemetery regulations.

— 1/2 SW 1/4 Lot No. 65 Section No. 34 in Highland Cemetery

Number of grave spaces 2 Price per grave space $ 175.00

Price Received $ 350.00

CK# 4076

CITY OF HATTIESBURG, MISSISSIPPI

By Deborah Browne
Supt. of City Cemeteries

CITY OF HATTIESBURG
PURCHASE OF CEMETERY GRAVE SPACES

Hattiesburg, Miss., 01/16/ 20 18

SOLD TO:

Mr.. Mrs. Miss Greyson Devon Council C/o Tamika Council

ADDRESS 1004 Deason Ave, Hattiesburg, MS 39401

desires to purchase the grave space described below, subject to Cemetery regulations.

Baby Space # 20 1/2 ____ 1/4 Lot No. 3 Section No. 1 in South Hill Cemetery

Number of grave spaces 1 Price per grave space $ ____

Price Received $ 37.50 xx

Cash

CITY OF HATTIESBURG, MISSISSIPPI

By Deborah Browne
Supt. of City Cemeteries

STATE OF MISSISSIPPI
COUNTY OF FORREST/LAMAR
CITY OF HATTIESBURG
HATTIESBURG, MS

DEED TO CEMETERY LOT
HIGHLAND CEMETERY

For and in consideration of the sum of ONE HUNDRED SEVENTY-FIVE AND NO/100 Dollars ($175.00), cash in hand paid to the City of Hattiesburg, Mississippi, the City of Hattiesburg, Mississippi acting by and through its duly authorized Mayor and City Clerk does hereby bargain, sell and convey unto Michael Hazelwood, subject to the reservations and restrictions hereinafter set out and subject to rules and regulations now or hereafter adopted, the following described grave spaces:

South Half (S½) of the Northeast Quarter (NE¼)

Lot 68 Section 36

according to the Cemetery Survey of the City of Hattiesburg, Mississippi known as Highland Cemetery, and containing

One (1) Grave space (s).

SAID Lot shall be used for burial purposes only and all graves therein must be checked and laid out by the Cemetery sexton before the same is dug and must be at least 4 feet deep and shall be, when completed, level with the ground. No shrubbery, vines or trees shall be planted in the Cemetery Lot and there shall be nothing left above the ground except markers which may be erected to meet all City regulations and requirements. All burials in the grave space(s) herein conveyed shall comply with applicable State and Federal laws governing human burial and with City rules and regulations pertaining thereto. If boxes or vaults are used they shall be at least 10 inches below the ground level.

GRANTEE herein shall not sell or convey this lot without a written permit from the Mayor and Council of the City of Hattiesburg, Mississippi.

WITNESS the signature and seal of the City of Hattiesburg, Mississippi, a Municipal Corporation, acting, by and through its duly authorized Mayor and City Clerk, on this, the 6th day of February, 2018.

ATTEST: CITY OF HATTIESBURG, MISSISSIPPI

CITY CLERK MAYOR

(S E A L)

STATE OF MISSISSIPPI
COUNTY OF FORREST/LAMAR

Personally, appeared before me, the undersigned authority in and for said County and State, Toby Barker and Kermas Eaton, Mayor and City Clerk, respectively, of the City of Hattiesburg, Mississippi, a municipal corporation, each of whom acknowledged before me that they signed, executed and delivered the above and foregoing Cemetery Deed on the day and year therein mentioned as the act and deed of the City of Hattiesburg after having first been authorized so to do.

Given under my hand and official seal of office on this, the 6th day of February, 2018.

My Commission Expires:

NOTARY PUBLIC

STATE OF MISSISSIPPI
COUNTY OF FORREST/LAMAR
CITY OF HATTIESBURG
HATTIESBURG, MS

DEED TO CEMETERY LOT
HIGHLAND CEMETERY

For and in consideration of the sum of ONE HUNDRED SEVENTY-FIVE AND NO/100 Dollars ($175.00), cash in hand paid to the City of Hattiesburg, Mississippi, the City of Hattiesburg, Mississippi acting by and through its duly authorized Mayor and City Clerk does hereby bargain, sell and convey unto Kassin "Kitty" Smith-Wells, subject to the reservations and restrictions hereinafter set out and subject to rules and regulations now or hereafter adopted, the following described grave spaces:

South Half (S½) of the Southwest Quarter (SW¼)

Lot 74 Section 35

according to the Cemetery Survey of the City of Hattiesburg, Mississippi known as Highland Cemetery, and containing

One (1) Grave space (s).

SAID Lot shall be used for burial purposes only and all graves therein must be checked and laid out by the Cemetery sexton before the same is dug and must be at least 4 feet deep and shall be, when completed, level with the ground. No shrubbery, vines or trees shall be planted in the Cemetery Lot and there shall be nothing left above the ground except markers which may be erected to meet all City regulations and requirements. All burials in the grave space(s) herein conveyed shall comply with applicable State and Federal laws governing human burial and with City rules and regulations pertaining thereto. If boxes or vaults are used they shall be at least 10 inches below the ground level.

GRANTEE herein shall not sell or convey this lot without a written permit from the Mayor and Council of the City of Hattiesburg, Mississippi.

WITNESS the signature and seal of the City of Hattiesburg, Mississippi, a Municipal Corporation, acting, by and through its duly authorized Mayor and City Clerk, on this, the 6th day of February, 2018.

ATTEST: CITY OF HATTIESBURG, MISSISSIPPI

CITY CLERK MAYOR

(SEAL)

STATE OF MISSISSIPPI
COUNTY OF FORREST/LAMAR

Personally, appeared before me, the undersigned authority in and for said County and State, Toby Barker and Kermas Eaton, Mayor and City Clerk, respectively, of the City of Hattiesburg, Mississippi, a municipal corporation, each of whom acknowledged before me that they signed, executed and delivered the above and foregoing Cemetery Deed on the day and year therein mentioned as the act and deed of the City of Hattiesburg after having first been authorized so to do.

Given under my hand and official seal of office on this, the 6th day of February, 2018.

My Commission Expires:

NOTARY PUBLIC

STATE OF MISSISSIPPI
COUNTY OF FORREST/LAMAR
CITY OF HATTIESBURG
HATTIESBURG, MS

DEED TO CEMETERY LOT
HIGHLAND CEMETERY

For and in consideration of the sum of ONE HUNDRED SEVENTY-FIVE AND NO/100 Dollars ($175.00), cash in hand paid to the City of Hattiesburg, Mississippi, the City of Hattiesburg, Mississippi acting by and through its duly authorized Mayor and City Clerk does hereby bargain, sell and convey unto Latoya Walters, subject to the reservations and restrictions hereinafter set out and subject to rules and regulations now or hereafter adopted, the following described grave spaces:

South Half (S½) of the Southwest Quarter (SW¼)

Lot 32 Section 36

according to the Cemetery Survey of the City of Hattiesburg, Mississippi known as Highland Cemetery, and containing

One (1) Grave space (s).

SAID Lot shall be used for burial purposes only and all graves therein must be checked and laid out by the Cemetery sexton before the same is dug and must be at least 4 feet deep and shall be, when completed, level with the ground. No shrubbery, vines or trees shall be planted in the Cemetery Lot and there shall be nothing left above the ground except markers which may be erected to meet all City regulations and requirements. All burials in the grave space(s) herein conveyed shall comply with applicable State and Federal laws governing human burial and with City rules and regulations pertaining thereto. If boxes or vaults are used they shall be at least 10 inches below the ground level.

GRANTEE herein shall not sell or convey this lot without a written permit from the Mayor and Council of the City of Hattiesburg, Mississippi.

WITNESS the signature and seal of the City of Hattiesburg, Mississippi, a Municipal Corporation, acting, by and through its duly authorized Mayor and City Clerk, on this, the 6th day of February, 2018.

ATTEST: CITY OF HATTIESBURG, MISSISSIPPI

CITY CLERK MAYOR

(SEAL)

STATE OF MISSISSIPPI
COUNTY OF FORREST/LAMAR

Personally, appeared before me, the undersigned authority in and for said County and State, Toby Barker and Kermas Eaton, Mayor and City Clerk, respectively, of the City of Hattiesburg, Mississippi, a municipal corporation, each of whom acknowledged before me that they signed, executed and delivered the above and foregoing Cemetery Deed on the day and year therein mentioned as the act and deed of the City of Hattiesburg after having first been authorized so to do.

Given under my hand and official seal of office on this, the 6th day of February, 2018.

My Commission Expires:

NOTARY PUBLIC

STATE OF MISSISSIPPI
COUNTY OF FORREST/LAMAR
CITY OF HATTIESBURG
HATTIESBURG, MS

DEED TO CEMETERY LOT
HIGHLAND CEMETERY

For and in consideration of the sum of ONE HUNDRED SEVENTY-FIVE AND NO/100 Dollars ($175.00), cash in hand paid to the City of Hattiesburg, Mississippi, the City of Hattiesburg, Mississippi acting by and through its duly authorized Mayor and City Clerk does hereby bargain, sell and convey unto LeTitia Fairley, subject to the reservations and restrictions hereinafter set out and subject to rules and regulations now or hereafter adopted, the following described grave spaces:

North Half (N½) of the Northwest Quarter (NW¼)

Lot 57 Section 35

according to the Cemetery Survey of the City of Hattiesburg, Mississippi known as Highland Cemetery, and containing

One (1) Grave space (s).

SAID Lot shall be used for burial purposes only and all graves therein must be checked and laid out by the Cemetery sexton before the same is dug and must be at least 4 feet deep and shall be, when completed, level with the ground. No shrubbery, vines or trees shall be planted in the Cemetery Lot and there shall be nothing left above the ground except markers which may be erected to meet all City regulations and requirements. All burials in the grave space(s) herein conveyed shall comply with applicable State and Federal laws governing human burial and with City rules and regulations pertaining thereto. If boxes or vaults are used they shall be at least 10 inches below the ground level.

GRANTEE herein shall not sell or convey this lot without a written permit from the Mayor and Council of the City of Hattiesburg, Mississippi.

WITNESS the signature and seal of the City of Hattiesburg, Mississippi, a Municipal Corporation, acting, by and through its duly authorized Mayor and City Clerk, on this, the 6th day of February, 2018.

ATTEST: CITY OF HATTIESBURG, MISSISSIPPI

CITY CLERK MAYOR

(SEAL)

STATE OF MISSISSIPPI
COUNTY OF FORREST/LAMAR

Personally, appeared before me, the undersigned authority in and for said County and State, Toby Barker and Kermas Eaton, Mayor and City Clerk, respectively, of the City of Hattiesburg, Mississippi, a municipal corporation, each of whom acknowledged before me that they signed, executed and delivered the above and foregoing Cemetery Deed on the day and year therein mentioned as the act and deed of the City of Hattiesburg after having first been authorized so to do.

Given under my hand and official seal of office on this, the 6th day of February, 2018.

My Commission Expires:

NOTARY PUBLIC

STATE OF MISSISSIPPI
COUNTY OF FORREST/LAMAR
CITY OF HATTIESBURG
HATTIESBURG, MS

DEED TO CEMETERY LOT
HIGHLAND CEMETERY

For and in consideration of the sum of ONE HUNDRED SEVENTY-FIVE AND NO/100 Dollars ($175.00), cash in hand paid to the City of Hattiesburg, Mississippi, the City of Hattiesburg, Mississippi acting by and through its duly authorized Mayor and City Clerk does hereby bargain, sell and convey unto Michael Martin Montgomery, subject to the reservations and restrictions hereinafter set out and subject to rules and regulations now or hereafter adopted, the following described grave spaces:

South Half (S½) of the Southeast Quarter (SE¼)

Lot 30 Section 35

according to the Cemetery Survey of the City of Hattiesburg, Mississippi known as Highland Cemetery, and containing

One (1) Grave space (s).

SAID Lot shall be used for burial purposes only and all graves therein must be checked and laid out by the Cemetery sexton before the same is dug and must be at least 4 feet deep and shall be, when completed, level with the ground. No shrubbery, vines or trees shall be planted in the Cemetery Lot and there shall be nothing left above the ground except markers which may be erected to meet all City regulations and requirements. All burials in the grave space(s) herein conveyed shall comply with applicable State and Federal laws governing human burial and with City rules and regulations pertaining thereto. If boxes or vaults are used they shall be at least 10 inches below the ground level.

GRANTEE herein shall not sell or convey this lot without a written permit from the Mayor and Council of the City of Hattiesburg, Mississippi.

WITNESS the signature and seal of the City of Hattiesburg, Mississippi, a Municipal Corporation, acting, by and through its duly authorized Mayor and City Clerk, on this, the 6th day of February, 2018.

ATTEST: CITY OF HATTIESBURG, MISSISSIPPI

CITY CLERK MAYOR

(SEAL)

STATE OF MISSISSIPPI
COUNTY OF FORREST/LAMAR

Personally, appeared before me, the undersigned authority in and for said County and State, Toby Barker and Kermas Eaton, Mayor and City Clerk, respectively, of the City of Hattiesburg, Mississippi, a municipal corporation, each of whom acknowledged before me that they signed, executed and delivered the above and foregoing Cemetery Deed on the day and year therein mentioned as the act and deed of the City of Hattiesburg after having first been authorized so to do.

Given under my hand and official seal of office on this, the 6th day of February, 2018.

My Commission Expires:

NOTARY PUBLIC

STATE OF MISSISSIPPI
COUNTY OF FORREST/LAMAR
CITY OF HATTIESBURG
HATTIESBURG, MS

DEED TO CEMETERY LOT
HIGHLAND CEMETERY

For and in consideration of the sum of ONE HUNDRED SEVENTY-FIVE AND NO/100 Dollars ($175.00), cash in hand paid to the City of Hattiesburg, Mississippi, the City of Hattiesburg, Mississippi acting by and through its duly authorized Mayor and City Clerk does hereby bargain, sell and convey unto Charles & Carla Martin, subject to the reservations and restrictions hereinafter set out and subject to rules and regulations now or hereafter adopted, the following described grave spaces:

North Half (N½) of the Southeast Quarter (SE¼)

Lot 45 Section 37

according to the Cemetery Survey of the City of Hattiesburg, Mississippi known as Highland Cemetery, and containing

One (1) Grave space (s).

SAID Lot shall be used for burial purposes only and all graves therein must be checked and laid out by the Cemetery sexton before the same is dug and must be at least 4 feet deep and shall be, when completed, level with the ground. No shrubbery, vines or trees shall be planted in the Cemetery Lot and there shall be nothing left above the ground except markers which may be erected to meet all City regulations and requirements. All burials in the grave space(s) herein conveyed shall comply with applicable State and Federal laws governing human burial and with City rules and regulations pertaining thereto. If boxes or vaults are used they shall be at least 10 inches below the ground level.

GRANTEE herein shall not sell or convey this lot without a written permit from the Mayor and Council of the City of Hattiesburg, Mississippi.

WITNESS the signature and seal of the City of Hattiesburg, Mississippi, a Municipal Corporation, acting, by and through its duly authorized Mayor and City Clerk, on this, the 6th day of February, 2018.

ATTEST: CITY OF HATTIESBURG, MISSISSIPPI

CITY CLERK MAYOR

(SEAL)

STATE OF MISSISSIPPI
COUNTY OF FORREST/LAMAR

Personally, appeared before me, the undersigned authority in and for said County and State, Toby Barker and Kermas Eaton, Mayor and City Clerk, respectively, of the City of Hattiesburg, Mississippi, a municipal corporation, each of whom acknowledged before me that they signed, executed and delivered the above and foregoing Cemetery Deed on the day and year therein mentioned as the act and deed of the City of Hattiesburg after having first been authorized so to do.

Given under my hand and official seal of office on this, the 6th day of February, 2018.

My Commission Expires:

NOTARY PUBLIC

STATE OF MISSISSIPPI
COUNTY OF FORREST/LAMAR
CITY OF HATTIESBURG
HATTIESBURG, MS

DEED TO CEMETERY LOT
HIGHLAND CEMETERY

For and in consideration of the sum of THIRTY-SEVEN AND 50/100 Dollars ($37.50), cash in hand paid to the City of Hattiesburg, Mississippi, the City of Hattiesburg, Mississippi acting by and through its duly authorized Mayor and City Clerk does hereby bargain, sell and convey unto Greyson Devon Council (Infant) C/O Tamika Council subject to the reservations and restrictions hereinafter set out and subject to rules and regulations now or hereafter adopted, the following described grave spaces:

Baby Space# 20

Lot Number: 3 Section Number: 1

according to the Cemetery Survey of the City of Hattiesburg, Mississippi known as South Hill Cemetery, and containing

One (1) Grave space (s).

SAID Lot shall be used for burial purposes only and all graves therein must be checked and laid out by the Cemetery sexton before the same is dug and must be at least 4 feet deep and shall be, when completed, level with the ground. No shrubbery, vines or trees shall be planted in the Cemetery Lot and there shall be nothing left above the ground except markers which may be erected to meet all City regulations and requirements. All burials in the grave space(s) herein conveyed shall comply with applicable State and Federal laws governing human burial and with City rules and regulations pertaining thereto. If boxes or vaults are used they shall be at least 10 inches below the ground level.

GRANTEE herein shall not sell or convey this lot without a written permit from the Mayor and Council of the City of Hattiesburg, Mississippi.

WITNESS the signature and seal of the City of Hattiesburg, Mississippi, a Municipal Corporation, acting, by and through its duly authorized Mayor and City Clerk, on this, the 6th day of February 2018.

ATTEST: CITY OF HATTIESBURG, MISSISSIPPI

DEPUTY CITY CLERK MAYOR

(S E a L)

STATE OF MISSISSIPPI
COUNTY OF FORREST/LAMAR

Personally, appeared before me, the undersigned authority in and for said County and State, Toby Barker and Kermas Eaton, Mayor and City Clerk, respectively, of the City of Hattiesburg, Mississippi, a municipal corporation, each of whom acknowledged before me that they signed, executed and delivered the above and foregoing Cemetery Deed on the day and year therein mentioned as the act and deed of the City of Hattiesburg after having first been authorized so to do.

Given under my hand and official seal of office on this, the 6th day of February 2018.

My Commission Expires: NOTARY PUBLIC

STATE OF MISSISSIPPI
COUNTY OF FORREST/LAMAR
CITY OF HATTIESBURG
HATTIESBURG, MS

DEED TO CEMETERY LOT
HIGHLAND CEMETERY

For and in consideration of the sum of ONE HUNDRED SEVENTY-FIVE AND NO/100 Dollars ($175.00), cash in hand paid to the City of Hattiesburg, Mississippi, the City of Hattiesburg, Mississippi acting by and through its duly authorized Mayor and City Clerk does hereby bargain, sell and convey unto Josie McKorkle, subject to the reservations and restrictions hereinafter set out and subject to rules and regulations now or hereafter adopted, the following described grave spaces:

South Half (S½) of the Southwest Quarter (SW¼)

Lot 17 Section 28

according to the Cemetery Survey of the City of Hattiesburg, Mississippi known as Highland Cemetery, and containing

One (1) Grave space (s).

SAID Lot shall be used for burial purposes only and all graves therein must be checked and laid out by the Cemetery sexton before the same is dug and must be at least 4 feet deep and shall be, when completed, level with the ground. No shrubbery, vines or trees shall be planted in the Cemetery Lot and there shall be nothing left above the ground except markers which may be erected to meet all City regulations and requirements. All burials in the grave space(s) herein conveyed shall comply with applicable State and Federal laws governing human burial and with City rules and regulations pertaining thereto. If boxes or vaults are used they shall be at least 10 inches below the ground level.

GRANTEE herein shall not sell or convey this lot without a written permit from the Mayor and Council of the City of Hattiesburg, Mississippi.

WITNESS the signature and seal of the City of Hattiesburg, Mississippi, a Municipal Corporation, acting, by and through its duly authorized Mayor and City Clerk, on this, the 6th day of February, 2018.

ATTEST: CITY OF HATTIESBURG, MISSISSIPPI

CITY CLERK MAYOR

(SEAL)

STATE OF MISSISSIPPI
COUNTY OF FORREST/LAMAR

Personally, appeared before me, the undersigned authority in and for said County and State, Toby Barker and Kermas Eaton, Mayor and City Clerk, respectively, of the City of Hattiesburg, Mississippi, a municipal corporation, each of whom acknowledged before me that they signed, executed and delivered the above and foregoing Cemetery Deed on the day and year therein mentioned as the act and deed of the City of Hattiesburg after having first been authorized so to do.

Given under my hand and official seal of office on this, the 6th day of February, 2018.

My Commission Expires: NOTARY PUBLIC

STATE OF MISSISSIPPI
COUNTY OF FORREST/LAMAR
CITY OF HATTIESBURG
HATTIESBURG, MS

DEED TO CEMETERY LOT
HIGHLAND CEMETERY

For and in consideration of the sum of ONE HUNDRED SEVENTY-FIVE AND NO/100 Dollars ($175.00), cash in hand paid to the City of Hattiesburg, Mississippi, the City of Hattiesburg, Mississippi acting by and through its duly authorized Mayor and City Clerk does hereby bargain, sell and convey unto Josie McKorkle, subject to the reservations and restrictions hereinafter set out and subject to rules and regulations now or hereafter adopted, the following described grave spaces:

North Half (N½) of the Northwest Quarter (NW¼)

Lot 23 Section 28

according to the Cemetery Survey of the City of Hattiesburg, Mississippi known as Highland Cemetery, and containing

One (1) Grave space (s).

SAID Lot shall be used for burial purposes only and all graves therein must be checked and laid out by the Cemetery sexton before the same is dug and must be at least 4 feet deep and shall be, when completed, level with the ground. No shrubbery, vines or trees shall be planted in the Cemetery Lot and there shall be nothing left above the ground except markers which may be erected to meet all City regulations and requirements. All burials in the grave space(s) herein conveyed shall comply with applicable State and Federal laws governing human burial and with City rules and regulations pertaining thereto. If boxes or vaults are used they shall be at least 10 inches below the ground level.

GRANTEE herein shall not sell or convey this lot without a written permit from the Mayor and Council of the City of Hattiesburg, Mississippi.

WITNESS the signature and seal of the City of Hattiesburg, Mississippi, a Municipal Corporation, acting, by and through its duly authorized Mayor and City Clerk, on this, the 6th day of February, 2018.

ATTEST: CITY OF HATTIESBURG, MISSISSIPPI

CITY CLERK MAYOR

(SEAL)

STATE OF MISSISSIPPI
COUNTY OF FORREST/LAMAR

Personally, appeared before me, the undersigned authority in and for said County and State, Toby Barker and Kermas Eaton, Mayor and City Clerk, respectively, of the City of Hattiesburg, Mississippi, a municipal corporation, each of whom acknowledged before me that they signed, executed and delivered the above and foregoing Cemetery Deed on the day and year therein mentioned as the act and deed of the City of Hattiesburg after having first been authorized so to do.

Given under my hand and official seal of office on this, the 6th day of February, 2018.

My Commission Expires: NOTARY PUBLIC

STATE OF MISSISSIPPI
COUNTY OF FORREST/LAMAR
CITY OF HATTIESBURG
HATTIESBURG, MS

DEED TO CEMETERY LOT
HIGHLAND CEMETERY

For and in consideration of the sum of ONE HUNDRED SEVENTY-FIVE AND NO/100 Dollars ($175.00), cash in hand paid to the City of Hattiesburg, Mississippi, the City of Hattiesburg, Mississippi acting by and through its duly authorized Mayor and City Clerk does hereby bargain, sell and convey unto Hazzle Roberts, subject to the reservations and restrictions hereinafter set out and subject to rules and regulations now or hereafter adopted, the following described grave spaces:

South Half (S½) of the Northeast Quarter (NE¼)

Lot 38 Section 28

according to the Cemetery Survey of the City of Hattiesburg, Mississippi known as Highland Cemetery, and containing

One (1) Grave space (s).

SAID Lot shall be used for burial purposes only and all graves therein must be checked and laid out by the Cemetery sexton before the same is dug and must be at least 4 feet deep and shall be, when completed, level with the ground. No shrubbery, vines or trees shall be planted in the Cemetery Lot and there shall be nothing left above the ground except markers which may be erected to meet all City regulations and requirements. All burials in the grave space(s) herein conveyed shall comply with applicable State and Federal laws governing human burial and with City rules and regulations pertaining thereto. If boxes or vaults are used they shall be at least 10 inches below the ground level.

GRANTEE herein shall not sell or convey this lot without a written permit from the Mayor and Council of the City of Hattiesburg, Mississippi.

WITNESS the signature and seal of the City of Hattiesburg, Mississippi, a Municipal Corporation, acting, by and through its duly authorized Mayor and City Clerk, on this, the 6th day of February, 2018.

ATTEST: CITY OF HATTIESBURG, MISSISSIPPI

CITY CLERK MAYOR

(SEAL)

STATE OF MISSISSIPPI
COUNTY OF FORREST/LAMAR

Personally, appeared before me, the undersigned authority in and for said County and State, Toby Barker and Kermas Eaton, Mayor and City Clerk, respectively, of the City of Hattiesburg, Mississippi, a municipal corporation, each of whom acknowledged before me that they signed, executed and delivered the above and foregoing Cemetery Deed on the day and year therein mentioned as the act and deed of the City of Hattiesburg after having first been authorized so to do.

Given under my hand and official seal of office on this, the 6th day of February, 2018.

My Commission Expires:

NOTARY PUBLIC

STATE OF MISSISSIPPI
COUNTY OF FORREST/LAMAR
CITY OF HATTIESBURG
HATTIESBURG, MS

DEED TO CEMETERY LOT
HIGHLAND CEMETERY

For and in consideration of the sum of FORTY-FIVE AND NO/100 Dollars ($45.00), cash in hand paid to the City of Hattiesburg, Mississippi, the City of Hattiesburg, Mississippi acting by and through its duly authorized Mayor and City Clerk does hereby bargain, sell and convey unto Ashely Munique LaSha Vanzant (Infant) subject to the reservations and restrictions hereinafter set out and subject to rules and regulations now or hereafter adopted, the following described grave spaces:

Baby Space #39

Lot Number: 2 Section Number: 3

according to the Cemetery Survey of the City of Hattiesburg, Mississippi known as Highland Cemetery, and containing

One (1) Grave space (s).

SAID Lot shall be used for burial purposes only and all graves therein must be checked and laid out by the Cemetery sexton before the same is dug and must be at least 4 feet deep and shall be, when completed, level with the ground. No shrubbery, vines or trees shall be planted in the Cemetery Lot and there shall be nothing left above the ground except markers which may be erected to meet all City regulations and requirements. All burials in the grave space(s) herein conveyed shall comply with applicable State and Federal laws governing human burial and with City rules and regulations pertaining thereto. If boxes or vaults are used they shall be at least 10 inches below the ground level.

GRANTEE herein shall not sell or convey this lot without a written permit from the Mayor and Council of the City of Hattiesburg, Mississippi.

WITNESS the signature and seal of the City of Hattiesburg, Mississippi, a Municipal Corporation, acting, by and through its duly authorized Mayor and City Clerk, on this, the 6th day of February, 2018.

ATTEST: CITY OF HATTIESBURG, MISSISSIPPI

DEPUTY CITY CLERK MAYOR

(S E A L)

STATE OF MISSISSIPPI
COUNTY OF FORREST/LAMAR

Personally, appeared before me, the undersigned authority in and for said County and State, Toby Barker and Kermas Eaton, Mayor and City Clerk, respectively, of the City of Hattiesburg, Mississippi, a municipal corporation, each of whom acknowledged before me that they signed, executed and delivered the above and foregoing Cemetery Deed on the day and year therein mentioned as the act and deed of the City of Hattiesburg after having first been authorized so to do.

Given under my hand and official seal of office on this, the 6th day of February, 2018.

My Commission Expires: NOTARY PUBLIC

STATE OF MISSISSIPPI
COUNTY OF FORREST/LAMAR
CITY OF HATTIESBURG
HATTIESBURG, MS

DEED TO CEMETERY LOT
HIGHLAND CEMETERY

For and in consideration of the sum of THREE HUNDRED FIFTY AND NO/100 Dollars ($350.00), cash in hand paid to the City of Hattiesburg, Mississippi, the City of Hattiesburg, Mississippi acting by and through its duly authorized Mayor and City Clerk does hereby bargain, sell and convey unto, Rose McKorkle Ford, subject to the reservations and restrictions hereinafter set out and subject to rules and regulations now or hereafter adopted, the following described grave spaces:

Northwest Quarter (NW¼)

Lot Number 72 Section Number 34

according to the Cemetery Survey of the City of Hattiesburg, Mississippi known as Highland Cemetery, and containing

Two Grave space (s).

SAID Lot shall be used for burial purposes only and all graves therein must be checked and laid out by the Cemetery sexton before the same is dug and must be at least 4 feet deep and shall be, when completed, level with the ground. No shrubbery, vines or trees shall be planted in the Cemetery Lot and there shall be nothing left above the ground except markers which may be erected to meet all City regulations and requirements. All burials in the grave space(s) herein conveyed shall comply with applicable State and Federal laws governing human burial and with City rules and regulations pertaining thereto. If boxes or vaults are used they shall be at least 10 inches below the ground level.

GRANTEE herein shall not sell or convey this lot without a written permit from the Mayor and Council of the City of Hattiesburg, Mississippi.

WITNESS the signature and seal of the City of Hattiesburg, Mississippi, a Municipal Corporation, acting, by and through its duly authorized Mayor and City Clerk, on this, the 6th day of February, 2018.

ATTEST: CITY OF HATTIESBURG, MISSISSIPPI

_____ _____
CITY CLERK MAYOR

(S E A L)

STATE OF MISSISSIPPI
COUNTY OF FORREST/LAMAR

Personally appeared before me, the undersigned authority in and for said County and State, Toby Barker and Kermas Eaton, Mayor and City Clerk, respectively, of the City of Hattiesburg, Mississippi, a municipal corporation, each of whom acknowledged before me that they signed, executed and delivered the above and foregoing Cemetery Deed on the day and year therein mentioned as the act and deed of the City of Hattiesburg after having first been authorized so to do.

Given under my hand and official seal of office on this, the 6th day of February, 2018

My Commission Expires: _____
NOTARY PUBLIC

_____

STATE OF MISSISSIPPI
COUNTY OF FORREST/LAMAR
CITY OF HATTIESBURG
HATTIESBURG, MS

DEED TO CEMETERY LOT
HIGHLAND CEMETERY

For and in consideration of the sum of ONE HUNDRED SEVENTY-FIVE AND NO/100 Dollars ($175.00), cash in hand paid to the City of Hattiesburg, Mississippi, the City of Hattiesburg, Mississippi acting by and through its duly authorized Mayor and City Clerk does hereby bargain, sell and convey unto Sarah McKorkle Moore, subject to the reservations and restrictions hereinafter set out and subject to rules and regulations now or hereafter adopted, the following described grave spaces:

North Half (N½) of the Southwest Quarter (SW¼)

Lot 72 Section 34

according to the Cemetery Survey of the City of Hattiesburg, Mississippi known as Highland Cemetery, and containing

One (1) Grave space (s).

SAID Lot shall be used for burial purposes only and all graves therein must be checked and laid out by the Cemetery sexton before the same is dug and must be at least 4 feet deep and shall be, when completed, level with the ground. No shrubbery, vines or trees shall be planted in the Cemetery Lot and there shall be nothing left above the ground except markers which may be erected to meet all City regulations and requirements. All burials in the grave space(s) herein conveyed shall comply with applicable State and Federal laws governing human burial and with City rules and regulations pertaining thereto. If boxes or vaults are used they shall be at least 10 inches below the ground level.

GRANTEE herein shall not sell or convey this lot without a written permit from the Mayor and Council of the City of Hattiesburg, Mississippi.

WITNESS the signature and seal of the City of Hattiesburg, Mississippi, a Municipal Corporation, acting, by and through its duly authorized Mayor and City Clerk, on this, the 6th day of February, 2018.

ATTEST: CITY OF HATTIESBURG, MISSISSIPPI

CITY CLERK MAYOR

(SEAL)

STATE OF MISSISSIPPI
COUNTY OF FORREST/LAMAR

Personally, appeared before me, the undersigned authority in and for said County and State, Toby Barker and Kermas Eaton, Mayor and City Clerk, respectively, of the City of Hattiesburg, Mississippi, a municipal corporation, each of whom acknowledged before me that they signed, executed and delivered the above and foregoing Cemetery Deed on the day and year therein mentioned as the act and deed of the City of Hattiesburg after having first been authorized so to do.

Given under my hand and official seal of office on this, the 6th day of February, 2018.

My Commission Expires:

NOTARY PUBLIC

STATE OF MISSISSIPPI
COUNTY OF FORREST/LAMAR
CITY OF HATTIESBURG
HATTIESBURG, MS

DEED TO CEMETERY LOT
HIGHLAND CEMETERY

For and in consideration of the sum of ONE HUNDRED SEVENTY-FIVE AND NO/100 Dollars ($175.00), cash in hand paid to the City of Hattiesburg, Mississippi, the City of Hattiesburg, Mississippi acting by and through its duly authorized Mayor and City Clerk does hereby bargain, sell and convey unto Bobbie Jean Moffett, subject to the reservations and restrictions hereinafter set out and subject to rules and regulations now or hereafter adopted, the following described grave spaces:

North Half (N½) of the Southeast Quarter (SE¼)

Lot 59 Section 34

according to the Cemetery Survey of the City of Hattiesburg, Mississippi known as Highland Cemetery, and containing

One (1) Grave space (s).

SAID Lot shall be used for burial purposes only and all graves therein must be checked and laid out by the Cemetery sexton before the same is dug and must be at least 4 feet deep and shall be, when completed, level with the ground. No shrubbery, vines or trees shall be planted in the Cemetery Lot and there shall be nothing left above the ground except markers which may be erected to meet all City regulations and requirements. All burials in the grave space(s) herein conveyed shall comply with applicable State and Federal laws governing human burial and with City rules and regulations pertaining thereto. If boxes or vaults are used they shall be at least 10 inches below the ground level.

GRANTEE herein shall not sell or convey this lot without a written permit from the Mayor and Council of the City of Hattiesburg, Mississippi.

WITNESS the signature and seal of the City of Hattiesburg, Mississippi, a Municipal Corporation, acting, by and through its duly authorized Mayor and City Clerk, on this, the 6th day of February, 2018.

ATTEST: CITY OF HATTIESBURG, MISSISSIPPI

CITY CLERK MAYOR

(SEAL)

STATE OF MISSISSIPPI
COUNTY OF FORREST/LAMAR

Personally, appeared before me, the undersigned authority in and for said County and State, Toby Barker and Kermas Eaton, Mayor and City Clerk, respectively, of the City of Hattiesburg, Mississippi, a municipal corporation, each of whom acknowledged before me that they signed, executed and delivered the above and foregoing Cemetery Deed on the day and year therein mentioned as the act and deed of the City of Hattiesburg after having first been authorized so to do.

Given under my hand and official seal of office on this, the 6th day of February, 2018.

My Commission Expires:

NOTARY PUBLIC

STATE OF MISSISSIPPI
COUNTY OF FORREST/LAMAR
CITY OF HATTIESBURG
HATTIESBURG, MS

DEED TO CEMETERY LOT
HIGHLAND CEMETERY

For and in consideration of the sum of ONE HUNDRED SEVENTY-FIVE AND NO/100 Dollars ($175.00), cash in hand paid to the City of Hattiesburg, Mississippi, the City of Hattiesburg, Mississippi acting by and through its duly authorized Mayor and City Clerk does hereby bargain, sell and convey unto Charles Stanley Packer, subject to the reservations and restrictions hereinafter set out and subject to rules and regulations now or hereafter adopted, the following described grave spaces:

South Half (S½) of the Northwest Quarter (NW¼)

Lot 45 Section 36

according to the Cemetery Survey of the City of Hattiesburg, Mississippi known as Highland Cemetery, and containing

One (1) Grave space (s).

SAID Lot shall be used for burial purposes only and all graves therein must be checked and laid out by the Cemetery sexton before the same is dug and must be at least 4 feet deep and shall be, when completed, level with the ground. No shrubbery, vines or trees shall be planted in the Cemetery Lot and there shall be nothing left above the ground except markers which may be erected to meet all City regulations and requirements. All burials in the grave space(s) herein conveyed shall comply with applicable State and Federal laws governing human burial and with City rules and regulations pertaining thereto. If boxes or vaults are used they shall be at least 10 inches below the ground level.

GRANTEE herein shall not sell or convey this lot without a written permit from the Mayor and Council of the City of Hattiesburg, Mississippi.

WITNESS the signature and seal of the City of Hattiesburg, Mississippi, a Municipal Corporation, acting, by and through its duly authorized Mayor and City Clerk, on this, the 6th day of February, 2018.

ATTEST: CITY OF HATTIESBURG, MISSISSIPPI

CITY CLERK MAYOR

(SEAL)

STATE OF MISSISSIPPI
COUNTY OF FORREST/LAMAR

Personally, appeared before me, the undersigned authority in and for said County and State, Toby Barker and Kermas Eaton, Mayor and City Clerk, respectively, of the City of Hattiesburg, Mississippi, a municipal corporation, each of whom acknowledged before me that they signed, executed and delivered the above and foregoing Cemetery Deed on the day and year therein mentioned as the act and deed of the City of Hattiesburg after having first been authorized so to do.

Given under my hand and official seal of office on this, the 6th day of February, 2018.

My Commission Expires:

NOTARY PUBLIC

STATE OF MISSISSIPPI
COUNTY OF FORREST/LAMAR
CITY OF HATTIESBURG
HATTIESBURG, MS

DEED TO CEMETERY LOT
HIGHLAND CEMETERY

For and in consideration of the sum of THREE HUNDRED FIFTY AND NO/100 Dollars ($350.00), cash in hand paid to the City of Hattiesburg, Mississippi, the City of Hattiesburg, Mississippi acting by and through its duly authorized Mayor and City Clerk does hereby bargain, sell and convey unto, James Edward Hill and Mary G. Hill, subject to the reservations and restrictions hereinafter set out and subject to rules and regulations now or hereafter adopted, the following described grave spaces:

Northwest Quarter (NW¼)

Lot Number 79 Section Number 37

according to the Cemetery Survey of the City of Hattiesburg, Mississippi known as Highland Cemetery, and containing

Two Grave space (s).

SAID Lot shall be used for burial purposes only and all graves therein must be checked and laid out by the Cemetery sexton before the same is dug and must be at least 4 feet deep and shall be, when completed, level with the ground. No shrubbery, vines or trees shall be planted in the Cemetery Lot and there shall be nothing left above the ground except markers which may be erected to meet all City regulations and requirements. All burials in the grave space(s) herein conveyed shall comply with applicable State and Federal laws governing human burial and with City rules and regulations pertaining thereto. If boxes or vaults are used they shall be at least 10 inches below the ground level.

GRANTEE herein shall not sell or convey this lot without a written permit from the Mayor and Council of the City of Hattiesburg, Mississippi.

WITNESS the signature and seal of the City of Hattiesburg, Mississippi, a Municipal Corporation, acting, by and through its duly authorized Mayor and City Clerk, on this, the 6th day of February, 2018.

ATTEST: CITY OF HATTIESBURG, MISSISSIPPI

CITY CLERK MAYOR

(S E A L)

STATE OF MISSISSIPPI
COUNTY OF FORREST/LAMAR

Personally appeared before me, the undersigned authority in and for said County and State, Toby Barker and Kermas Eaton, Mayor and City Clerk, respectively, of the City of Hattiesburg, Mississippi, a municipal corporation, each of whom acknowledged before me that they signed, executed and delivered the above and foregoing Cemetery Deed on the day and year therein mentioned as the act and deed of the City of Hattiesburg after having first been authorized so to do.

Given under my hand and official seal of office on this, the 6th day of February, 2018

My Commission Expires:

NOTARY PUBLIC

STATE OF MISSISSIPPI
COUNTY OF FORREST/LAMAR
CITY OF HATTIESBURG
HATTIESBURG, MS

DEED TO CEMETERY LOT
HIGHLAND CEMETERY

For and in consideration of the sum of ONE HUNDRED SEVENTY-FIVE AND NO/100 Dollars ($175.00), cash in hand paid to the City of Hattiesburg, Mississippi, the City of Hattiesburg, Mississippi acting by and through its duly authorized Mayor and City Clerk does hereby bargain, sell and convey unto Allen Reo Burns, Jr, subject to the reservations and restrictions hereinafter set out and subject to rules and regulations now or hereafter adopted, the following described grave spaces:

North Half (N½) of the Northeast Quarter (NE¼)

Lot 75 Section 24

according to the Cemetery Survey of the City of Hattiesburg, Mississippi known as Highland Cemetery, and containing

One (1) Grave space (s).

SAID Lot shall be used for burial purposes only and all graves therein must be checked and laid out by the Cemetery sexton before the same is dug and must be at least 4 feet deep and shall be, when completed, level with the ground. No shrubbery, vines or trees shall be planted in the Cemetery Lot and there shall be nothing left above the ground except markers which may be erected to meet all City regulations and requirements. All burials in the grave space(s) herein conveyed shall comply with applicable State and Federal laws governing human burial and with City rules and regulations pertaining thereto. If boxes or vaults are used they shall be at least 10 inches below the ground level.

GRANTEE herein shall not sell or convey this lot without a written permit from the Mayor and Council of the City of Hattiesburg, Mississippi.

WITNESS the signature and seal of the City of Hattiesburg, Mississippi, a Municipal Corporation, acting, by and through its duly authorized Mayor and City Clerk, on this, the 6th day of February, 2018.

ATTEST: CITY OF HATTIESBURG, MISSISSIPPI

CITY CLERK MAYOR

(S E A L)

STATE OF MISSISSIPPI
COUNTY OF FORREST/LAMAR

Personally, appeared before me, the undersigned authority in and for said County and State, Toby Barker and Kermas Eaton, Mayor and City Clerk, respectively, of the City of Hattiesburg, Mississippi, a municipal corporation, each of whom acknowledged before me that they signed, executed and delivered the above and foregoing Cemetery Deed on the day and year therein mentioned as the act and deed of the City of Hattiesburg after having first been authorized so to do.

Given under my hand and official seal of office on this, the 6th day of February, 2018.

My Commission Expires:

NOTARY PUBLIC

STATE OF MISSISSIPPI
COUNTY OF FORREST/LAMAR
CITY OF HATTIESBURG
HATTIESBURG, MS

DEED TO CEMETERY LOT
HIGHLAND CEMETERY

For and in consideration of the sum of THREE HUNDRED FIFTY AND NO/100 Dollars ($350.00), cash in hand paid to the City of Hattiesburg, Mississippi, the City of Hattiesburg, Mississippi acting by and through its duly authorized Mayor and City Clerk does hereby bargain, sell and convey unto, Billy A. Fokakis, subject to the reservations and restrictions hereinafter set out and subject to rules and regulations now or hereafter adopted, the following described grave spaces:

Southeast Quarter (SE¼)

Lot Number 17Section Number 34

according to the Cemetery Survey of the City of Hattiesburg, Mississippi known as Highland Cemetery, and containing

Two Grave space (s).

SAID Lot shall be used for burial purposes only and all graves therein must be checked and laid out by the Cemetery sexton before the same is dug and must be at least 4 feet deep and shall be, when completed, level with the ground. No shrubbery, vines or trees shall be planted in the Cemetery Lot and there shall be nothing left above the ground except markers which may be erected to meet all City regulations and requirements. All burials in the grave space(s) herein conveyed shall comply with applicable State and Federal laws governing human burial and with City rules and regulations pertaining thereto. If boxes or vaults are used they shall be at least 10 inches below the ground level.

GRANTEE herein shall not sell or convey this lot without a written permit from the Mayor and Council of the City of Hattiesburg, Mississippi.

WITNESS the signature and seal of the City of Hattiesburg, Mississippi, a Municipal Corporation, acting, by and through its duly authorized Mayor and City Clerk, on this, the 6th day of February, 2018.

ATTEST: CITY OF HATTIESBURG, MISSISSIPPI

_____ _____
CITY CLERK MAYOR

(S E A L)

STATE OF MISSISSIPPI
COUNTY OF FORREST/LAMAR

Personally appeared before me, the undersigned authority in and for said County and State, Toby Barker and Kermas Eaton, Mayor and City Clerk, respectively, of the City of Hattiesburg, Mississippi, a municipal corporation, each of whom acknowledged before me that they signed, executed and delivered the above and foregoing Cemetery Deed on the day and year therein mentioned as the act and deed of the City of Hattiesburg after having first been authorized so to do.

Given under my hand and official seal of office on this, the 6th day of February, 2018

My Commission Expires: _____
NOTARY PUBLIC

_____

STATE OF MISSISSIPPI
COUNTY OF FORREST/LAMAR
CITY OF HATTIESBURG
HATTIESBURG, MS

DEED TO CEMETERY LOT
HIGHLAND CEMETERY

For and in consideration of the sum of ONE HUNDRED SEVENTY-FIVE AND NO/100 Dollars ($175.00), cash in hand paid to the City of Hattiesburg, Mississippi, the City of Hattiesburg, Mississippi acting by and through its duly authorized Mayor and City Clerk does hereby bargain, sell and convey unto Kayla Fokakis, subject to the reservations and restrictions hereinafter set out and subject to rules and regulations now or hereafter adopted, the following described grave spaces:

South Half (S½) of the Northeast Quarter (NE¼)

Lot 17 Section 34

according to the Cemetery Survey of the City of Hattiesburg, Mississippi known as Highland Cemetery, and containing

One (1) Grave space (s).

SAID Lot shall be used for burial purposes only and all graves therein must be checked and laid out by the Cemetery sexton before the same is dug and must be at least 4 feet deep and shall be, when completed, level with the ground. No shrubbery, vines or trees shall be planted in the Cemetery Lot and there shall be nothing left above the ground except markers which may be erected to meet all City regulations and requirements. All burials in the grave space(s) herein conveyed shall comply with applicable State and Federal laws governing human burial and with City rules and regulations pertaining thereto. If boxes or vaults are used they shall be at least 10 inches below the ground level.

GRANTEE herein shall not sell or convey this lot without a written permit from the Mayor and Council of the City of Hattiesburg, Mississippi.

WITNESS the signature and seal of the City of Hattiesburg, Mississippi, a Municipal Corporation, acting, by and through its duly authorized Mayor and City Clerk, on this, the 6th day of February, 2018.

ATTEST: CITY OF HATTIESBURG, MISSISSIPPI

CITY CLERK MAYOR

(S E A L)

STATE OF MISSISSIPPI
COUNTY OF FORREST/LAMAR

Personally, appeared before me, the undersigned authority in and for said County and State, Toby Barker and Kermas Eaton, Mayor and City Clerk, respectively, of the City of Hattiesburg, Mississippi, a municipal corporation, each of whom acknowledged before me that they signed, executed and delivered the above and foregoing Cemetery Deed on the day and year therein mentioned as the act and deed of the City of Hattiesburg after having first been authorized so to do.

Given under my hand and official seal of office on this, the 6th day of February, 2018.

My Commission Expires:

NOTARY PUBLIC

STATE OF MISSISSIPPI
COUNTY OF FORREST/LAMAR
CITY OF HATTIESBURG
HATTIESBURG, MS

DEED TO CEMETERY LOT
SOUTH HILL CEMETERY

For and in consideration of the sum of ONE HUNDRED FIFTY AND NO/100 Dollars ($150.00), cash in hand paid to the City of Hattiesburg, Mississippi, the City of Hattiesburg, Mississippi acting by and through its duly authorized Mayor and City Clerk does hereby bargain, sell and convey unto Liza Stringer., subject to the reservations and restrictions hereinafter set out and subject to rules and regulations now or hereafter adopted, the following described grave spaces:

West Half (W½) of the Northeast Quarter (NE¼)

Lot Number: 49 Section Number: 1

according to the Cemetery Survey of the City of Hattiesburg, Mississippi known as South Hill Cemetery, and containing
One (1) Grave space (s).

SAID Lot shall be used for burial purposes only and all graves therein must be checked and laid out by the Cemetery sexton before the same is dug and must be at least 4 feet deep and shall be, when completed, level with the ground. No shrubbery, vines or trees shall be planted in the Cemetery Lot and there shall be nothing left above the ground except markers which may be erected to meet all City regulations and requirements. All burials in the grave space(s) herein conveyed shall comply with applicable State and Federal laws governing human burial and with City rules and regulations pertaining thereto. If boxes or vaults are used they shall be at least 10 inches below the ground level.

GRANTEE herein shall not sell or convey this lot without a written permit from the Mayor and Council of the City of Hattiesburg, Mississippi.

WITNESS the signature and seal of the City of Hattiesburg, Mississippi, a Municipal Corporation, acting, by and through its duly authorized Mayor and City Clerk, on this, the 6th day of February, 2018.

ATTEST: CITY OF HATTIESBURG, MISSISSIPPI

_____ _____
CITY CLERK MAYOR
(S E A L)

STATE OF MISSISSIPPI
COUNTY OF FORREST/LAMAR

Personally, appeared before me, the undersigned authority in and for said County and State, Toby Barker and Kermas Eaton, Mayor and Deputy City Clerk, respectively, of the City of Hattiesburg, Mississippi, a municipal corporation, each of whom acknowledged before me that they signed, executed and delivered the above and foregoing Cemetery Deed on the day and year therein mentioned as the act and deed of the City of Hattiesburg after having first been authorized so to do.

Given under my hand and official seal of office on this, the 6th day of February, 2018.

My Commission Expires: _____
NOTARY PUBLIC

_____

STATE OF MISSISSIPPI
COUNTY OF FORREST/LAMAR
CITY OF HATTIESBURG
HATTIESBURG, MS

DEED TO CEMETERY LOT
HIGHLAND CEMETERY

For and in consideration of the sum of ONE HUNDRED SEVENTY-FIVE AND NO/100 Dollars ($175.00), cash in hand paid to the City of Hattiesburg, Mississippi, the City of Hattiesburg, Mississippi acting by and through its duly authorized Mayor and City Clerk does hereby bargain, sell and convey unto Johnnie Ruth Durr, subject to the reservations and restrictions hereinafter set out and subject to rules and regulations now or hereafter adopted, the following described grave spaces:

South Half (S½) of the Northeast Quarter (NE¼)

Lot 106 Section 25

according to the Cemetery Survey of the City of Hattiesburg, Mississippi known as Highland Cemetery, and containing

One (1) Grave space (s).

SAID Lot shall be used for burial purposes only and all graves therein must be checked and laid out by the Cemetery sexton before the same is dug and must be at least 4 feet deep and shall be, when completed, level with the ground. No shrubbery, vines or trees shall be planted in the Cemetery Lot and there shall be nothing left above the ground except markers which may be erected to meet all City regulations and requirements. All burials in the grave space(s) herein conveyed shall comply with applicable State and Federal laws governing human burial and with City rules and regulations pertaining thereto. If boxes or vaults are used they shall be at least 10 inches below the ground level.

GRANTEE herein shall not sell or convey this lot without a written permit from the Mayor and Council of the City of Hattiesburg, Mississippi.

WITNESS the signature and seal of the City of Hattiesburg, Mississippi, a Municipal Corporation, acting, by and through its duly authorized Mayor and City Clerk, on this, the 6th day of February, 2018.

ATTEST: CITY OF HATTIESBURG, MISSISSIPPI

CITY CLERK MAYOR

(SEAL)

STATE OF MISSISSIPPI
COUNTY OF FORREST/LAMAR

Personally, appeared before me, the undersigned authority in and for said County and State, Toby Barker and Kermas Eaton, Mayor and City Clerk, respectively, of the City of Hattiesburg, Mississippi, a municipal corporation, each of whom acknowledged before me that they signed, executed and delivered the above and foregoing Cemetery Deed on the day and year therein mentioned as the act and deed of the City of Hattiesburg after having first been authorized so to do.

Given under my hand and official seal of office on this, the 6th day of February, 2018.

My Commission Expires:

NOTARY PUBLIC

STATE OF MISSISSIPPI
COUNTY OF FORREST/LAMAR
CITY OF HATTIESBURG
HATTIESBURG, MS

DEED TO CEMETERY LOT
HIGHLAND CEMETERY

For and in consideration of the sum of THREE HUNDRED FIFTY AND NO/100 Dollars ($350.00), cash in hand paid to the City of Hattiesburg, Mississippi, the City of Hattiesburg, Mississippi acting by and through its duly authorized Mayor and City Clerk does hereby bargain, sell and convey unto, David B. Richards, subject to the reservations and restrictions hereinafter set out and subject to rules and regulations now or hereafter adopted, the following described grave spaces:

Southwest Quarter (SW¼)

Lot Number 55 Section Number 35

according to the Cemetery Survey of the City of Hattiesburg, Mississippi known as Highland Cemetery, and containing

Two Grave space (s).

SAID Lot shall be used for burial purposes only and all graves therein must be checked and laid out by the Cemetery sexton before the same is dug and must be at least 4 feet deep and shall be, when completed, level with the ground. No shrubbery, vines or trees shall be planted in the Cemetery Lot and there shall be nothing left above the ground except markers which may be erected to meet all City regulations and requirements. All burials in the grave space(s) herein conveyed shall comply with applicable State and Federal laws governing human burial and with City rules and regulations pertaining thereto. If boxes or vaults are used they shall be at least 10 inches below the ground level.

GRANTEE herein shall not sell or convey this lot without a written permit from the Mayor and Council of the City of Hattiesburg, Mississippi.

WITNESS the signature and seal of the City of Hattiesburg, Mississippi, a Municipal Corporation, acting, by and through its duly authorized Mayor and City Clerk, on this, the 6th day of February, 2018.

ATTEST: CITY OF HATTIESBURG, MISSISSIPPI

_____ _____
CITY CLERK MAYOR

(S E A L)

STATE OF MISSISSIPPI
COUNTY OF FORREST/LAMAR

Personally appeared before me, the undersigned authority in and for said County and State, Toby Barker and Kermas Eaton, Mayor and City Clerk, respectively, of the City of Hattiesburg, Mississippi, a municipal corporation, each of whom acknowledged before me that they signed, executed and delivered the above and foregoing Cemetery Deed on the day and year therein mentioned as the act and deed of the City of Hattiesburg after having first been authorized so to do.

Given under my hand and official seal of office on this, the 6th day of February, 2018

My Commission Expires:

_____
NOTARY PUBLIC

_____

STATE OF MISSISSIPPI
COUNTY OF FORREST/LAMAR
CITY OF HATTIESBURG
HATTIESBURG, MS

DEED TO CEMETERY LOT
HIGHLAND CEMETERY

For and in consideration of the sum of THREE HUNDRED FIFTY AND NO/100 Dollars ($350.00), cash in hand paid to the City of Hattiesburg, Mississippi, the City of Hattiesburg, Mississippi acting by and through its duly authorized Mayor and City Clerk does hereby bargain, sell and convey unto, Felecia M. Walker, subject to the reservations and restrictions hereinafter set out and subject to rules and regulations now or hereafter adopted, the following described grave spaces:

Southwest Quarter (SW¼)

Lot Number 65 Section Number 34

according to the Cemetery Survey of the City of Hattiesburg, Mississippi known as Highland Cemetery, and containing

Two Grave space (s).

SAID Lot shall be used for burial purposes only and all graves therein must be checked and laid out by the Cemetery sexton before the same is dug and must be at least 4 feet deep and shall be, when completed, level with the ground. No shrubbery, vines or trees shall be planted in the Cemetery Lot and there shall be nothing left above the ground except markers which may be erected to meet all City regulations and requirements. All burials in the grave space(s) herein conveyed shall comply with applicable State and Federal laws governing human burial and with City rules and regulations pertaining thereto. If boxes or vaults are used they shall be at least 10 inches below the ground level.

GRANTEE herein shall not sell or convey this lot without a written permit from the Mayor and Council of the City of Hattiesburg, Mississippi.

WITNESS the signature and seal of the City of Hattiesburg, Mississippi, a Municipal Corporation, acting, by and through its duly authorized Mayor and City Clerk, on this, the 6th day of February, 2018.

ATTEST: CITY OF HATTIESBURG, MISSISSIPPI

_____ _____
CITY CLERK MAYOR

(S E A L)

STATE OF MISSISSIPPI
COUNTY OF FORREST/LAMAR

Personally appeared before me, the undersigned authority in and for said County and State, Toby Barker and Kermas Eaton, Mayor and City Clerk, respectively, of the City of Hattiesburg, Mississippi, a municipal corporation, each of whom acknowledged before me that they signed, executed and delivered the above and foregoing Cemetery Deed on the day and year therein mentioned as the act and deed of the City of Hattiesburg after having first been authorized so to do.

Given under my hand and official seal of office on this, the 6th day of February, 2018

My Commission Expires: _____
NOTARY PUBLIC

_____

STATE OF MISSISSIPPI
COUNTY OF FORREST/LAMAR
CITY OF HATTIESBURG
HATTIESBURG, MS

DEED TO CEMETERY LOT
HIGHLAND CEMETERY

For and in consideration of the sum of ONE HUNDRED SEVENTY-FIVE AND NO/100 Dollars ($175.00), cash in hand paid to the City of Hattiesburg, Mississippi, the City of Hattiesburg, Mississippi acting by and through its duly authorized Mayor and City Clerk does hereby bargain, sell and convey unto Michael Hazelwood, subject to the reservations and restrictions hereinafter set out and subject to rules and regulations now or hereafter adopted, the following described grave spaces:

South Half (S½) of the Northeast Quarter (NE¼)

Lot 68 Section 36

according to the Cemetery Survey of the City of Hattiesburg, Mississippi known as Highland Cemetery, and containing

One (1) Grave space (s).

SAID Lot shall be used for burial purposes only and all graves therein must be checked and laid out by the Cemetery sexton before the same is dug and must be at least 4 feet deep and shall be, when completed, level with the ground. No shrubbery, vines or trees shall be planted in the Cemetery Lot and there shall be nothing left above the ground except markers which may be erected to meet all City regulations and requirements. All burials in the grave space(s) herein conveyed shall comply with applicable State and Federal laws governing human burial and with City rules and regulations pertaining thereto. If boxes or vaults are used they shall be at least 10 inches below the ground level.

GRANTEE herein shall not sell or convey this lot without a written permit from the Mayor and Council of the City of Hattiesburg, Mississippi.

WITNESS the signature and seal of the City of Hattiesburg, Mississippi, a Municipal Corporation, acting, by and through its duly authorized Mayor and City Clerk, on this, the 6th day of February, 2018.

ATTEST: CITY OF HATTIESBURG, MISSISSIPPI

CITY CLERK MAYOR

(SEAL)

STATE OF MISSISSIPPI
COUNTY OF FORREST/LAMAR

Personally, appeared before me, the undersigned authority in and for said County and State, Toby Barker and Kermas Eaton, Mayor and City Clerk, respectively, of the City of Hattiesburg, Mississippi, a municipal corporation, each of whom acknowledged before me that they signed, executed and delivered the above and foregoing Cemetery Deed on the day and year therein mentioned as the act and deed of the City of Hattiesburg after having first been authorized so to do.

Given under my hand and official seal of office on this, the 6th day of February, 2018.

My Commission Expires: STATE OF MISSISSIPPI HAZEL B. YOUNG ID NO. 80272 Commission Expires 11/05/2018 NOTARY PUBLIC FORREST COUNTY

NOTARY PUBLIC

STATE OF MISSISSIPPI
COUNTY OF FORREST/LAMAR
CITY OF HATTIESBURG
HATTIESBURG, MS

DEED TO CEMETERY LOT
HIGHLAND CEMETERY

For and in consideration of the sum of ONE HUNDRED SEVENTY-FIVE AND NO/100 Dollars ($175.00), cash in hand paid to the City of Hattiesburg, Mississippi, the City of Hattiesburg, Mississippi acting by and through its duly authorized Mayor and City Clerk does hereby bargain, sell and convey unto Kassin "Kitty" Smith-Wells, subject to the reservations and restrictions hereinafter set out and subject to rules and regulations now or hereafter adopted, the following described grave spaces:

South Half (S½) of the Southwest Quarter (SW¼)

Lot 74 Section 35

according to the Cemetery Survey of the City of Hattiesburg, Mississippi known as Highland Cemetery, and containing

One (1) Grave space (s).

SAID Lot shall be used for burial purposes only and all graves therein must be checked and laid out by the Cemetery sexton before the same is dug and must be at least 4 feet deep and shall be, when completed, level with the ground. No shrubbery, vines or trees shall be planted in the Cemetery Lot and there shall be nothing left above the ground except markers which may be erected to meet all City regulations and requirements. All burials in the grave space(s) herein conveyed shall comply with applicable State and Federal laws governing human burial and with City rules and regulations pertaining thereto. If boxes or vaults are used they shall be at least 10 inches below the ground level.

GRANTEE herein shall not sell or convey this lot without a written permit from the Mayor and Council of the City of Hattiesburg, Mississippi.

WITNESS the signature and seal of the City of Hattiesburg, Mississippi, a Municipal Corporation, acting, by and through its duly authorized Mayor and City Clerk, on this, the 6th day of February, 2018.

ATTEST: CITY OF HATTIESBURG, MISSISSIPPI

CITY CLERK MAYOR

(SEAL)

STATE OF MISSISSIPPI
COUNTY OF FORREST/LAMAR

Personally, appeared before me, the undersigned authority in and for said County and State, Toby Barker and Kermas Eaton, Mayor and City Clerk, respectively, of the City of Hattiesburg, Mississippi, a municipal corporation, each of whom acknowledged before me that they signed, executed and delivered the above and foregoing Cemetery Deed on the day and year therein mentioned as the act and deed of the City of Hattiesburg after having first been authorized so to do.

Given under my hand and official seal of office on this, the 6th day of February, 2018.

My Commission Expires: NOTARY PUBLIC

STATE OF MISSISSIPPI HAZEL B. YOUNG ID NO. 80272 Commission Expires 11/05/2018 NOTARY PUBLIC FORREST COUNTY

STATE OF MISSISSIPPI
COUNTY OF FORREST/LAMAR
CITY OF HATTIESBURG
HATTIESBURG, MS

DEED TO CEMETERY LOT
HIGHLAND CEMETERY

For and in consideration of the sum of ONE HUNDRED SEVENTY-FIVE AND NO/100 Dollars ($175.00), cash in hand paid to the City of Hattiesburg, Mississippi, the City of Hattiesburg, Mississippi acting by and through its duly authorized Mayor and City Clerk does hereby bargain, sell and convey unto Latoya Walters, subject to the reservations and restrictions hereinafter set out and subject to rules and regulations now or hereafter adopted, the following described grave spaces:

South Half (S½) of the Southwest Quarter (SW¼)

Lot 32 Section 36

according to the Cemetery Survey of the City of Hattiesburg, Mississippi known as Highland Cemetery, and containing

One (1) Grave space (s).

SAID Lot shall be used for burial purposes only and all graves therein must be checked and laid out by the Cemetery sexton before the same is dug and must be at least 4 feet deep and shall be, when completed, level with the ground. No shrubbery, vines or trees shall be planted in the Cemetery Lot and there shall be nothing left above the ground except markers which may be erected to meet all City regulations and requirements. All burials in the grave space(s) herein conveyed shall comply with applicable State and Federal laws governing human burial and with City rules and regulations pertaining thereto. If boxes or vaults are used they shall be at least 10 inches below the ground level.

GRANTEE herein shall not sell or convey this lot without a written permit from the Mayor and Council of the City of Hattiesburg, Mississippi.

WITNESS the signature and seal of the City of Hattiesburg, Mississippi, a Municipal Corporation, acting, by and through its duly authorized Mayor and City Clerk, on this, the 6th day of February, 2018.

ATTEST: CITY OF HATTIESBURG, MISSISSIPPI

CITY CLERK MAYOR

(S E A L)

STATE OF MISSISSIPPI
COUNTY OF FORREST/LAMAR

Personally, appeared before me, the undersigned authority in and for said County and State, Toby Barker and Kermas Eaton, Mayor and City Clerk, respectively, of the City of Hattiesburg, Mississippi, a municipal corporation, each of whom acknowledged before me that they signed, executed and delivered the above and foregoing Cemetery Deed on the day and year therein mentioned as the act and deed of the City of Hattiesburg after having first been authorized so to do.

Given under my hand and official seal of office on this, the 6th day of February, 2018.

My Commission Expires:

STATE OF MISSISSIPPI HAZEL B. YOUNG ID NO. 80272 Commission Expires 11/05/2018 NOTARY PUBLIC FORREST COUNTY

NOTARY PUBLIC

STATE OF MISSISSIPPI
COUNTY OF FORREST/LAMAR
CITY OF HATTIESBURG
HATTIESBURG, MS

DEED TO CEMETERY LOT
HIGHLAND CEMETERY

For and in consideration of the sum of ONE HUNDRED SEVENTY-FIVE AND NO/100 Dollars ($175.00), cash in hand paid to the City of Hattiesburg, Mississippi, the City of Hattiesburg, Mississippi acting by and through its duly authorized Mayor and City Clerk does hereby bargain, sell and convey unto LeTitia Fairley, subject to the reservations and restrictions hereinafter set out and subject to rules and regulations now or hereafter adopted, the following described grave spaces:

North Half (N½) of the Northwest Quarter (NW¼)

Lot 57 Section 35

according to the Cemetery Survey of the City of Hattiesburg, Mississippi known as Highland Cemetery, and containing

One (1) Grave space (s).

SAID Lot shall be used for burial purposes only and all graves therein must be checked and laid out by the Cemetery sexton before the same is dug and must be at least 4 feet deep and shall be, when completed, level with the ground. No shrubbery, vines or trees shall be planted in the Cemetery Lot and there shall be nothing left above the ground except markers which may be erected to meet all City regulations and requirements. All burials in the grave space(s) herein conveyed shall comply with applicable State and Federal laws governing human burial and with City rules and regulations pertaining thereto. If boxes or vaults are used they shall be at least 10 inches below the ground level.

GRANTEE herein shall not sell or convey this lot without a written permit from the Mayor and Council of the City of Hattiesburg, Mississippi.

WITNESS the signature and seal of the City of Hattiesburg, Mississippi, a Municipal Corporation, acting, by and through its duly authorized Mayor and City Clerk, on this, the 6th day of February, 2018.

ATTEST: CITY OF HATTIESBURG, MISSISSIPPI

CITY CLERK MAYOR

(S E A L)

STATE OF MISSISSIPPI
COUNTY OF FORREST/LAMAR

Personally, appeared before me, the undersigned authority in and for said County and State, Toby Barker and Kermas Eaton, Mayor and City Clerk, respectively, of the City of Hattiesburg, Mississippi, a municipal corporation, each of whom acknowledged before me that they signed, executed and delivered the above and foregoing Cemetery Deed on the day and year therein mentioned as the act and deed of the City of Hattiesburg after having first been authorized so to do.

Given under my hand and official seal of office on this, the 6th day of February, 2018.

My Commission Expires:

STATE OF MISSISSIPPI
HAZEL B. YOUNG
ID NO. 80272
Commission Expires
11/05/2018
NOTARY PUBLIC
FORREST COUNTY

NOTARY PUBLIC

STATE OF MISSISSIPPI
COUNTY OF FORREST/LAMAR
CITY OF HATTIESBURG
HATTIESBURG, MS

DEED TO CEMETERY LOT
HIGHLAND CEMETERY

For and in consideration of the sum of ONE HUNDRED SEVENTY-FIVE AND NO/100 Dollars ($175.00), cash in hand paid to the City of Hattiesburg, Mississippi, the City of Hattiesburg, Mississippi acting by and through its duly authorized Mayor and City Clerk does hereby bargain, sell and convey unto Michael Martin Montgomery, subject to the reservations and restrictions hereinafter set out and subject to rules and regulations now or hereafter adopted, the following described grave spaces:

South Half (S½) of the Southeast Quarter (SE¼)

Lot 30 Section 35

according to the Cemetery Survey of the City of Hattiesburg, Mississippi known as Highland Cemetery, and containing

One (1) Grave space (s).

SAID Lot shall be used for burial purposes only and all graves therein must be checked and laid out by the Cemetery sexton before the same is dug and must be at least 4 feet deep and shall be, when completed, level with the ground. No shrubbery, vines or trees shall be planted in the Cemetery Lot and there shall be nothing left above the ground except markers which may be erected to meet all City regulations and requirements. All burials in the grave space(s) herein conveyed shall comply with applicable State and Federal laws governing human burial and with City rules and regulations pertaining thereto. If boxes or vaults are used they shall be at least 10 inches below the ground level.

GRANTEE herein shall not sell or convey this lot without a written permit from the Mayor and Council of the City of Hattiesburg, Mississippi.

WITNESS the signature and seal of the City of Hattiesburg, Mississippi, a Municipal Corporation, acting, by and through its duly authorized Mayor and City Clerk, on this, the 6th day of February, 2018.

ATTEST: CITY OF HATTIESBURG, MISSISSIPPI

CITY CLERK MAYOR

(S E A L)

STATE OF MISSISSIPPI
COUNTY OF FORREST/LAMAR

Personally, appeared before me, the undersigned authority in and for said County and State, Toby Barker and Kermas Eaton, Mayor and City Clerk, respectively, of the City of Hattiesburg, Mississippi, a municipal corporation, each of whom acknowledged before me that they signed, executed and delivered the above and foregoing Cemetery Deed on the day and year therein mentioned as the act and deed of the City of Hattiesburg after having first been authorized so to do.

Given under my hand and official seal of office on this, the 6th day of February, 2018.

My Commission Expires:

STATE OF MISSISSIPPI HAZEL B. YOUNG ID NO. 80272 Commission Expires 11/05/2018 NOTARY PUBLIC FORREST COUNTY

NOTARY PUBLIC

STATE OF MISSISSIPPI
COUNTY OF FORREST/LAMAR
CITY OF HATTIESBURG
HATTIESBURG, MS

DEED TO CEMETERY LOT
HIGHLAND CEMETERY

For and in consideration of the sum of ONE HUNDRED SEVENTY-FIVE AND NO/100 Dollars ($175.00), cash in hand paid to the City of Hattiesburg, Mississippi, the City of Hattiesburg, Mississippi acting by and through its duly authorized Mayor and City Clerk does hereby bargain, sell and convey unto Charles & Carla Martin, subject to the reservations and restrictions hereinafter set out and subject to rules and regulations now or hereafter adopted, the following described grave spaces:

North Half (N½) of the Southeast Quarter (SE¼)

Lot 45 Section 37

according to the Cemetery Survey of the City of Hattiesburg, Mississippi known as Highland Cemetery, and containing

One (1) Grave space (s).

SAID Lot shall be used for burial purposes only and all graves therein must be checked and laid out by the Cemetery sexton before the same is dug and must be at least 4 feet deep and shall be, when completed, level with the ground. No shrubbery, vines or trees shall be planted in the Cemetery Lot and there shall be nothing left above the ground except markers which may be erected to meet all City regulations and requirements. All burials in the grave space(s) herein conveyed shall comply with applicable State and Federal laws governing human burial and with City rules and regulations pertaining thereto. If boxes or vaults are used they shall be at least 10 inches below the ground level.

GRANTEE herein shall not sell or convey this lot without a written permit from the Mayor and Council of the City of Hattiesburg, Mississippi.

WITNESS the signature and seal of the City of Hattiesburg, Mississippi, a Municipal Corporation, acting, by and through its duly authorized Mayor and City Clerk, on this, the 6th day of February, 2018.

ATTEST: CITY OF HATTIESBURG, MISSISSIPPI

CITY CLERK MAYOR

(S E A L)

STATE OF MISSISSIPPI
COUNTY OF FORREST/LAMAR

Personally, appeared before me, the undersigned authority in and for said County and State, Toby Barker and Kermas Eaton, Mayor and City Clerk, respectively, of the City of Hattiesburg, Mississippi, a municipal corporation, each of whom acknowledged before me that they signed, executed and delivered the above and foregoing Cemetery Deed on the day and year therein mentioned as the act and deed of the City of Hattiesburg after having first been authorized so to do.

Given under my hand and official seal of office on this, the 6th day of February, 2018.

STATE OF MISSISSIPPI
HAZEL B. YOUNG
ID NO. 80272
Commission Expires
11/05/2018
NOTARY PUBLIC
FORREST COUNTY

My Commission Expires:

NOTARY PUBLIC

STATE OF MISSISSIPPI
COUNTY OF FORREST/LAMAR
CITY OF HATTIESBURG
HATTIESBURG, MS

DEED TO CEMETERY LOT
HIGHLAND CEMETERY

For and in consideration of the sum of THIRTY-SEVEN AND 50/100 Dollars ($37.50), cash in hand paid to the City of Hattiesburg, Mississippi, the City of Hattiesburg, Mississippi acting by and through its duly authorized Mayor and City Clerk does hereby bargain, sell and convey unto Greyson Devon Council (Infant) C/O Tamika Council subject to the reservations and restrictions hereinafter set out and subject to rules and regulations now or hereafter adopted, the following described grave spaces:

Baby Space# 20

Lot Number: 3 Section Number: 1

according to the Cemetery Survey of the City of Hattiesburg, Mississippi known as South Hill Cemetery, and containing

One (1) Grave space (s).

SAID Lot shall be used for burial purposes only and all graves therein must be checked and laid out by the Cemetery sexton before the same is dug and must be at least 4 feet deep and shall be, when completed, level with the ground. No shrubbery, vines or trees shall be planted in the Cemetery Lot and there shall be nothing left above the ground except markers which may be erected to meet all City regulations and requirements. All burials in the grave space(s) herein conveyed shall comply with applicable State and Federal laws governing human burial and with City rules and regulations pertaining thereto. If boxes or vaults are used they shall be at least 10 inches below the ground level.

GRANTEE herein shall not sell or convey this lot without a written permit from the Mayor and Council of the City of Hattiesburg, Mississippi.

WITNESS the signature and seal of the City of Hattiesburg, Mississippi, a Municipal Corporation, acting, by and through its duly authorized Mayor and City Clerk, on this, the 6th day of February 2018.

ATTEST: CITY OF HATTIESBURG, MISSISSIPPI

DEPUTY CITY CLERK MAYOR

(S E a L)

STATE OF MISSISSIPPI
COUNTY OF FORREST/LAMAR

Personally, appeared before me, the undersigned authority in and for said County and State, Toby Barker and Kermas Eaton, Mayor and City Clerk, respectively, of the City of Hattiesburg, Mississippi, a municipal corporation, each of whom acknowledged before me that they signed, executed and delivered the above and foregoing Cemetery Deed on the day and year therein mentioned as the act and deed of the City of Hattiesburg after having first been authorized so to do.

Given under my hand and official seal of office on this, the 6th day of February 2018.

My Commission Expires: NOTARY PUBLIC

STATE OF MISSISSIPPI
HAZEL B. YOUNG
ID NO. 80272
Commission Expires
11/05/2018
NOTARY PUBLIC
FORREST COUNTY

STATE OF MISSISSIPPI
COUNTY OF FORREST/LAMAR
CITY OF HATTIESBURG
HATTIESBURG, MS

DEED TO CEMETERY LOT
HIGHLAND CEMETERY

For and in consideration of the sum of ONE HUNDRED SEVENTY-FIVE AND NO/100 Dollars ($175.00), cash in hand paid to the City of Hattiesburg, Mississippi, the City of Hattiesburg, Mississippi acting by and through its duly authorized Mayor and City Clerk does hereby bargain, sell and convey unto Josie McKorkle, subject to the reservations and restrictions hereinafter set out and subject to rules and regulations now or hereafter adopted, the following described grave spaces:

South Half (S½) of the Southwest Quarter (SW¼)

Lot 17 Section 28

according to the Cemetery Survey of the City of Hattiesburg, Mississippi known as Highland Cemetery, and containing

One (1) Grave space (s).

SAID Lot shall be used for burial purposes only and all graves therein must be checked and laid out by the Cemetery sexton before the same is dug and must be at least 4 feet deep and shall be, when completed, level with the ground. No shrubbery, vines or trees shall be planted in the Cemetery Lot and there shall be nothing left above the ground except markers which may be erected to meet all City regulations and requirements. All burials in the grave space(s) herein conveyed shall comply with applicable State and Federal laws governing human burial and with City rules and regulations pertaining thereto. If boxes or vaults are used they shall be at least 10 inches below the ground level.

GRANTEE herein shall not sell or convey this lot without a written permit from the Mayor and Council of the City of Hattiesburg, Mississippi.

WITNESS the signature and seal of the City of Hattiesburg, Mississippi, a Municipal Corporation, acting, by and through its duly authorized Mayor and City Clerk, on this, the 6th day of February, 2018.

ATTEST: CITY OF HATTIESBURG, MISSISSIPPI

CITY CLERK MAYOR

(S E A L)

STATE OF MISSISSIPPI
COUNTY OF FORREST/LAMAR

Personally, appeared before me, the undersigned authority in and for said County and State, Toby Barker and Kermas Eaton, Mayor and City Clerk, respectively, of the City of Hattiesburg, Mississippi, a municipal corporation, each of whom acknowledged before me that they signed, executed and delivered the above and foregoing Cemetery Deed on the day and year therein mentioned as the act and deed of the City of Hattiesburg after having first been authorized so to do.

Given under my hand and official seal of office on this, the 6th day of February, 2018.

My Commission Expires:

STATE OF MISSISSIPPI HAZEEL B. YOUNG ID NO. 80272 Commission Expires 11/05/2018 NOTARY PUBLIC FORREST COUNTY

NOTARY PUBLIC

STATE OF MISSISSIPPI
COUNTY OF FORREST/LAMAR
CITY OF HATTIESBURG
HATTIESBURG, MS

DEED TO CEMETERY LOT
HIGHLAND CEMETERY

For and in consideration of the sum of THREE HUNDRED FIFTY AND NO/100 Dollars ($350.00), cash in hand paid to the City of Hattiesburg, Mississippi, the City of Hattiesburg, Mississippi acting by and through its duly authorized Mayor and City Clerk does hereby bargain, sell and convey unto, Rose McKorkle Ford, subject to the reservations and restrictions hereinafter set out and subject to rules and regulations now or hereafter adopted, the following described grave spaces:

Northwest Quarter (NW¼)

Lot Number 72 Section Number 34

according to the Cemetery Survey of the City of Hattiesburg, Mississippi known as Highland Cemetery, and containing

Two Grave space (s).

SAID Lot shall be used for burial purposes only and all graves therein must be checked and laid out by the Cemetery sexton before the same is dug and must be at least 4 feet deep and shall be, when completed, level with the ground. No shrubbery, vines or trees shall be planted in the Cemetery Lot and there shall be nothing left above the ground except markers which may be erected to meet all City regulations and requirements. All burials in the grave space(s) herein conveyed shall comply with applicable State and Federal laws governing human burial and with City rules and regulations pertaining thereto. If boxes or vaults are used they shall be at least 10 inches below the ground level.

GRANTEE herein shall not sell or convey this lot without a written permit from the Mayor and Council of the City of Hattiesburg, Mississippi.

WITNESS the signature and seal of the City of Hattiesburg, Mississippi, a Municipal Corporation, acting, by and through its duly authorized Mayor and City Clerk, on this, the 6th day of February, 2018.

ATTEST: CITY OF HATTIESBURG, MISSISSIPPI

CITY CLERK MAYOR

(S E A L)

STATE OF MISSISSIPPI
COUNTY OF FORREST/LAMAR

Personally appeared before me, the undersigned authority in and for said County and State, Toby Barker and Kermas Eaton, Mayor and City Clerk, respectively, of the City of Hattiesburg, Mississippi, a municipal corporation, each of whom acknowledged before me that they signed, executed and delivered the above and foregoing Cemetery Deed on the day and year therein mentioned as the act and deed of the City of Hattiesburg after having first been authorized so to do.

Given under my hand and official seal of office on this, the 6th day of February, 2018

My Commission Expires:

NOTARY PUBLIC

STATE OF MISSISSIPPI
HAZEL B. YOUNG
ID NO. 80272
Commission Expires
11/05/2018
NOTARY PUBLIC
FORREST COUNTY

STATE OF MISSISSIPPI
COUNTY OF FORREST/LAMAR
CITY OF HATTIESBURG
HATTIESBURG, MS

DEED TO CEMETERY LOT
HIGHLAND CEMETERY

For and in consideration of the sum of ONE HUNDRED SEVENTY-FIVE AND NO/100 Dollars ($175.00), cash in hand paid to the City of Hattiesburg, Mississippi, the City of Hattiesburg, Mississippi acting by and through its duly authorized Mayor and City Clerk does hereby bargain, sell and convey unto Sarah McKorkle Moore, subject to the reservations and restrictions hereinafter set out and subject to rules and regulations now or hereafter adopted, the following described grave spaces:

North Half (N½) of the Southwest Quarter (SW¼)

Lot 72 Section 34

according to the Cemetery Survey of the City of Hattiesburg, Mississippi known as Highland Cemetery, and containing

One (1) Grave space (s).

SAID Lot shall be used for burial purposes only and all graves therein must be checked and laid out by the Cemetery sexton before the same is dug and must be at least 4 feet deep and shall be, when completed, level with the ground. No shrubbery, vines or trees shall be planted in the Cemetery Lot and there shall be nothing left above the ground except markers which may be erected to meet all City regulations and requirements. All burials in the grave space(s) herein conveyed shall comply with applicable State and Federal laws governing human burial and with City rules and regulations pertaining thereto. If boxes or vaults are used they shall be at least 10 inches below the ground level.

GRANTEE herein shall not sell or convey this lot without a written permit from the Mayor and Council of the City of Hattiesburg, Mississippi.

WITNESS the signature and seal of the City of Hattiesburg, Mississippi, a Municipal Corporation, acting, by and through its duly authorized Mayor and City Clerk, on this, the 6th day of February, 2018.

ATTEST: CITY OF HATTIESBURG, MISSISSIPPI

CITY CLERK MAYOR

(S E A L)

STATE OF MISSISSIPPI
COUNTY OF FORREST/LAMAR

Personally, appeared before me, the undersigned authority in and for said County and State, Toby Barker and Kermas Eaton, Mayor and City Clerk, respectively, of the City of Hattiesburg, Mississippi, a municipal corporation, each of whom acknowledged before me that they signed, executed and delivered the above and foregoing Cemetery Deed on the day and year therein mentioned as the act and deed of the City of Hattiesburg after having first been authorized so to do.

Given under my hand and official seal of office on this, the 6th day of February, 2018.

My Commission Expires:

STATE OF MISSISSIPPI HAZEL B. YOUNG ID NO. 80272 Commission Expires 11/05/2018 NOTARY PUBLIC FORREST COUNTY

NOTARY PUBLIC

STATE OF MISSISSIPPI
COUNTY OF FORREST/LAMAR
CITY OF HATTIESBURG
HATTIESBURG, MS

DEED TO CEMETERY LOT
HIGHLAND CEMETERY

For and in consideration of the sum of ONE HUNDRED SEVENTY-FIVE AND NO/100 Dollars ($175.00), cash in hand paid to the City of Hattiesburg, Mississippi, the City of Hattiesburg, Mississippi acting by and through its duly authorized Mayor and City Clerk does hereby bargain, sell and convey unto Bobbie Jean Moffett, subject to the reservations and restrictions hereinafter set out and subject to rules and regulations now or hereafter adopted, the following described grave spaces:

North Half (N½) of the Southeast Quarter (SE¼)

Lot 59 Section 34

according to the Cemetery Survey of the City of Hattiesburg, Mississippi known as Highland Cemetery, and containing

One (1) Grave space (s).

SAID Lot shall be used for burial purposes only and all graves therein must be checked and laid out by the Cemetery sexton before the same is dug and must be at least 4 feet deep and shall be, when completed, level with the ground. No shrubbery, vines or trees shall be planted in the Cemetery Lot and there shall be nothing left above the ground except markers which may be erected to meet all City regulations and requirements. All burials in the grave space(s) herein conveyed shall comply with applicable State and Federal laws governing human burial and with City rules and regulations pertaining thereto. If boxes or vaults are used they shall be at least 10 inches below the ground level.

GRANTEE herein shall not sell or convey this lot without a written permit from the Mayor and Council of the City of Hattiesburg, Mississippi.

WITNESS the signature and seal of the City of Hattiesburg, Mississippi, a Municipal Corporation, acting, by and through its duly authorized Mayor and City Clerk, on this, the 6th day of February, 2018.

ATTEST: CITY OF HATTIESBURG, MISSISSIPPI

CITY CLERK MAYOR

(SEAL)

STATE OF MISSISSIPPI
COUNTY OF FORREST/LAMAR

Personally, appeared before me, the undersigned authority in and for said County and State, Toby Barker and Kermas Eaton, Mayor and City Clerk, respectively, of the City of Hattiesburg, Mississippi, a municipal corporation, each of whom acknowledged before me that they signed, executed and delivered the above and foregoing Cemetery Deed on the day and year therein mentioned as the act and deed of the City of Hattiesburg after having first been authorized so to do.

Given under my hand and official seal of office on this, the 6th day of February, 2018.

My Commission Expires:

STATE OF MISSISSIPPI HAZEL B. YOUNG ID NO. 80272 Commission Expires 11/05/2018 NOTARY PUBLIC FORREST COUNTY

NOTARY PUBLIC

STATE OF MISSISSIPPI
COUNTY OF FORREST/LAMAR
CITY OF HATTIESBURG
HATTIESBURG, MS

DEED TO CEMETERY LOT
HIGHLAND CEMETERY

For and in consideration of the sum of ONE HUNDRED SEVENTY-FIVE AND NO/100 Dollars ($175.00), cash in hand paid to the City of Hattiesburg, Mississippi, the City of Hattiesburg, Mississippi acting by and through its duly authorized Mayor and City Clerk does hereby bargain, sell and convey unto Charles Stanley Packer, subject to the reservations and restrictions hereinafter set out and subject to rules and regulations now or hereafter adopted, the following described grave spaces:

South Half (S½) of the Northwest Quarter (NW¼)

Lot 45 Section 36

according to the Cemetery Survey of the City of Hattiesburg, Mississippi known as Highland Cemetery, and containing

One (1) Grave space (s).

SAID Lot shall be used for burial purposes only and all graves therein must be checked and laid out by the Cemetery sexton before the same is dug and must be at least 4 feet deep and shall be, when completed, level with the ground. No shrubbery, vines or trees shall be planted in the Cemetery Lot and there shall be nothing left above the ground except markers which may be erected to meet all City regulations and requirements. All burials in the grave space(s) herein conveyed shall comply with applicable State and Federal laws governing human burial and with City rules and regulations pertaining thereto. If boxes or vaults are used they shall be at least 10 inches below the ground level.

GRANTEE herein shall not sell or convey this lot without a written permit from the Mayor and Council of the City of Hattiesburg, Mississippi.

WITNESS the signature and seal of the City of Hattiesburg, Mississippi, a Municipal Corporation, acting, by and through its duly authorized Mayor and City Clerk, on this, the 6th day of February, 2018.

ATTEST: CITY OF HATTIESBURG, MISSISSIPPI

CITY CLERK MAYOR

(S E A L)

STATE OF MISSISSIPPI
COUNTY OF FORREST/LAMAR

Personally, appeared before me, the undersigned authority in and for said County and State, Toby Barker and Kermas Eaton, Mayor and City Clerk, respectively, of the City of Hattiesburg, Mississippi, a municipal corporation, each of whom acknowledged before me that they signed, executed and delivered the above and foregoing Cemetery Deed on the day and year therein mentioned as the act and deed of the City of Hattiesburg after having first been authorized so to do.

Given under my hand and official seal of office on this, the 6th day of February, 2018.

My Commission Expires: NOTARY PUBLIC

STATE OF MISSISSIPPI HAZEL B. YOUNG ID NO. 80272 Commission Expires 11/05/2018 NOTARY PUBLIC FORREST COUNTY

STATE OF MISSISSIPPI
COUNTY OF FORREST/LAMAR
CITY OF HATTIESBURG
HATTIESBURG, MS

DEED TO CEMETERY LOT
HIGHLAND CEMETERY

For and in consideration of the sum of THREE HUNDRED FIFTY AND NO/100 Dollars ($350.00), cash in hand paid to the City of Hattiesburg, Mississippi, the City of Hattiesburg, Mississippi acting by and through its duly authorized Mayor and City Clerk does hereby bargain, sell and convey unto, James Edward Hill and Mary G. Hill, subject to the reservations and restrictions hereinafter set out and subject to rules and regulations now or hereafter adopted, the following described grave spaces:

Northwest Quarter (NW¼)

Lot Number 79 Section Number 37

according to the Cemetery Survey of the City of Hattiesburg, Mississippi known as Highland Cemetery, and containing

Two Grave space (s).

SAID Lot shall be used for burial purposes only and all graves therein must be checked and laid out by the Cemetery sexton before the same is dug and must be at least 4 feet deep and shall be, when completed, level with the ground. No shrubbery, vines or trees shall be planted in the Cemetery Lot and there shall be nothing left above the ground except markers which may be erected to meet all City regulations and requirements. All burials in the grave space(s) herein conveyed shall comply with applicable State and Federal laws governing human burial and with City rules and regulations pertaining thereto. If boxes or vaults are used they shall be at least 10 inches below the ground level.

GRANTEE herein shall not sell or convey this lot without a written permit from the Mayor and Council of the City of Hattiesburg, Mississippi.

WITNESS the signature and seal of the City of Hattiesburg, Mississippi, a Municipal Corporation, acting, by and through its duly authorized Mayor and City Clerk, on this, the 6th day of February, 2018.

ATTEST:

CITY CLERK

CITY OF HATTIESBURG, MISSISSIPPI

MAYOR

(S E A L)

STATE OF MISSISSIPPI
COUNTY OF FORREST/LAMAR

Personally appeared before me, the undersigned authority in and for said County and State, Toby Barker and Kermas Eaton, Mayor and City Clerk, respectively, of the City of Hattiesburg, Mississippi, a municipal corporation, each of whom acknowledged before me that they signed, executed and delivered the above and foregoing Cemetery Deed on the day and year therein mentioned as the act and deed of the City of Hattiesburg after having first been authorized so to do.

Given under my hand and official seal of office on this, the 6th day of February, 2018

My Commission Expires:

NOTARY PUBLIC

STATE OF MISSISSIPPI
HAZEL B. YOUNG
ID NO. 80272
Commission Expires
11/05/2019
NOTARY PUBLIC
FORREST COUNTY

STATE OF MISSISSIPPI
COUNTY OF FORREST/LAMAR
CITY OF HATTIESBURG
HATTIESBURG, MS

DEED TO CEMETERY LOT
HIGHLAND CEMETERY

For and in consideration of the sum of ONE HUNDRED SEVENTY-FIVE AND NO/100 Dollars ($175.00), cash in hand paid to the City of Hattiesburg, Mississippi, the City of Hattiesburg, Mississippi acting by and through its duly authorized Mayor and City Clerk does hereby bargain, sell and convey unto Allen Reo Burns, Jr, subject to the reservations and restrictions hereinafter set out and subject to rules and regulations now or hereafter adopted, the following described grave spaces:

North Half (N½) of the Northeast Quarter (NE¼)

Lot 75 Section 24

according to the Cemetery Survey of the City of Hattiesburg, Mississippi known as Highland Cemetery, and containing

One (1) Grave space (s).

SAID Lot shall be used for burial purposes only and all graves therein must be checked and laid out by the Cemetery sexton before the same is dug and must be at least 4 feet deep and shall be, when completed, level with the ground. No shrubbery, vines or trees shall be planted in the Cemetery Lot and there shall be nothing left above the ground except markers which may be erected to meet all City regulations and requirements. All burials in the grave space(s) herein conveyed shall comply with applicable State and Federal laws governing human burial and with City rules and regulations pertaining thereto. If boxes or vaults are used they shall be at least 10 inches below the ground level.

GRANTEE herein shall not sell or convey this lot without a written permit from the Mayor and Council of the City of Hattiesburg, Mississippi.

WITNESS the signature and seal of the City of Hattiesburg, Mississippi, a Municipal Corporation, acting, by and through its duly authorized Mayor and City Clerk, on this, the 6th day of February, 2018.

ATTEST: CITY OF HATTIESBURG, MISSISSIPPI

CITY CLERK MAYOR

(S E A L)

STATE OF MISSISSIPPI
COUNTY OF FORREST/LAMAR

Personally, appeared before me, the undersigned authority in and for said County and State, Toby Barker and Kermas Eaton, Mayor and City Clerk, respectively, of the City of Hattiesburg, Mississippi, a municipal corporation, each of whom acknowledged before me that they signed, executed and delivered the above and foregoing Cemetery Deed on the day and year therein mentioned as the act and deed of the City of Hattiesburg after having first been authorized so to do.

Given under my hand and official seal of office on this, the 6th day of February, 2018.

My Commission Expires:

STATE OF MISSISSIPPI HAZEL B. YOUNG ID NO. 80272 Commission Expires 11/05/2018 NOTARY PUBLIC FORREST COUNTY

NOTARY PUBLIC

STATE OF MISSISSIPPI
COUNTY OF FORREST/LAMAR
CITY OF HATTIESBURG
HATTIESBURG, MS

DEED TO CEMETERY LOT
HIGHLAND CEMETERY

For and in consideration of the sum of THREE HUNDRED FIFTY AND NO/100 Dollars ($350.00), cash in hand paid to the City of Hattiesburg, Mississippi, the City of Hattiesburg, Mississippi acting by and through its duly authorized Mayor and City Clerk does hereby bargain, sell and convey unto, David B. Richards, subject to the reservations and restrictions hereinafter set out and subject to rules and regulations now or hereafter adopted, the following described grave spaces:

Southwest Quarter (SW¼)

Lot Number 55 Section Number 35

according to the Cemetery Survey of the City of Hattiesburg, Mississippi known as Highland Cemetery, and containing

Two Grave space (s).

SAID Lot shall be used for burial purposes only and all graves therein must be checked and laid out by the Cemetery sexton before the same is dug and must be at least 4 feet deep and shall be, when completed, level with the ground. No shrubbery, vines or trees shall be planted in the Cemetery Lot and there shall be nothing left above the ground except markers which may be erected to meet all City regulations and requirements. All burials in the grave space(s) herein conveyed shall comply with applicable State and Federal laws governing human burial and with City rules and regulations pertaining thereto. If boxes or vaults are used they shall be at least 10 inches below the ground level.

GRANTEE herein shall not sell or convey this lot without a written permit from the Mayor and Council of the City of Hattiesburg, Mississippi.

WITNESS the signature and seal of the City of Hattiesburg, Mississippi, a Municipal Corporation, acting, by and through its duly authorized Mayor and City Clerk, on this, the 6th day of February, 2018.

ATTEST:

CITY CLERK

CITY OF HATTIESBURG, MISSISSIPPI

MAYOR

(S E A L)

STATE OF MISSISSIPPI
COUNTY OF FORREST/LAMAR

Personally appeared before me, the undersigned authority in and for said County and State, Toby Barker and Kermas Eaton, Mayor and City Clerk, respectively, of the City of Hattiesburg, Mississippi, a municipal corporation, each of whom acknowledged before me that they signed, executed and delivered the above and foregoing Cemetery Deed on the day and year therein mentioned as the act and deed of the City of Hattiesburg after having first been authorized so to do.

Given under my hand and official seal of office on this, the 6th day of February, 2018

My Commission Expires:

STATE OF MISSISSIPPI
HAZEL B. YOUNG
ID NO. 80272
Commission Expires
11/05/2018
NOTARY PUBLIC
FORREST COUNTY

NOTARY PUBLIC

STATE OF MISSISSIPPI
COUNTY OF FORREST/LAMAR
CITY OF HATTIESBURG
HATTIESBURG, MS

DEED TO CEMETERY LOT
HIGHLAND CEMETERY

For and in consideration of the sum of THREE HUNDRED FIFTY AND NO/100 Dollars ($350.00), cash in hand paid to the City of Hattiesburg, Mississippi, the City of Hattiesburg, Mississippi acting by and through its duly authorized Mayor and City Clerk does hereby bargain, sell and convey unto, Felecia M. Walker, subject to the reservations and restrictions hereinafter set out and subject to rules and regulations now or hereafter adopted, the following described grave spaces:

Southwest Quarter (SW¼)

Lot Number 65 Section Number 34

according to the Cemetery Survey of the City of Hattiesburg, Mississippi known as Highland Cemetery, and containing

Two Grave space (s).

SAID Lot shall be used for burial purposes only and all graves therein must be checked and laid out by the Cemetery sexton before the same is dug and must be at least 4 feet deep and shall be, when completed, level with the ground. No shrubbery, vines or trees shall be planted in the Cemetery Lot and there shall be nothing left above the ground except markers which may be erected to meet all City regulations and requirements. All burials in the grave space(s) herein conveyed shall comply with applicable State and Federal laws governing human burial and with City rules and regulations pertaining thereto. If boxes or vaults are used they shall be at least 10 inches below the ground level.

GRANTEE herein shall not sell or convey this lot without a written permit from the Mayor and Council of the City of Hattiesburg, Mississippi.

WITNESS the signature and seal of the City of Hattiesburg, Mississippi, a Municipal Corporation, acting, by and through its duly authorized Mayor and City Clerk, on this, the 6th day of February, 2018.

ATTEST: CITY OF HATTIESBURG, MISSISSIPPI

CITY CLERK MAYOR

(S E A L)

STATE OF MISSISSIPPI
COUNTY OF FORREST/LAMAR

Personally appeared before me, the undersigned authority in and for said County and State, Toby Barker and Kermas Eaton, Mayor and City Clerk, respectively, of the City of Hattiesburg, Mississippi, a municipal corporation, each of whom acknowledged before me that they signed, executed and delivered the above and foregoing Cemetery Deed on the day and year therein mentioned as the act and deed of the City of Hattiesburg after having first been authorized so to do.

Given under my hand and official seal of office on this, the 6th day of February, 2018

My Commission Expires:

NOTARY PUBLIC

STATE OF MISSISSIPPI
HAZEL B. YOUNG
ID NO. 80272
Commission Expires
11/05/2018
NOTARY PUBLIC
FORREST COUNTY

STATE OF MISSISSIPPI
COUNTY OF FORREST/LAMAR
CITY OF HATTIESBURG
HATTIESBURG, MS

DEED TO CEMETERY LOT
HIGHLAND CEMETERY

For and in consideration of the sum of ONE HUNDRED SEVENTY-FIVE AND NO/100 Dollars ($175.00), cash in hand paid to the City of Hattiesburg, Mississippi, the City of Hattiesburg, Mississippi acting by and through its duly authorized Mayor and City Clerk does hereby bargain, sell and convey unto Josie McKorkle, subject to the reservations and restrictions hereinafter set out and subject to rules and regulations now or hereafter adopted, the following described grave spaces:

North Half (N½) of the Northwest Quarter (NW¼)

Lot 23 Section 28

according to the Cemetery Survey of the City of Hattiesburg, Mississippi known as Highland Cemetery, and containing

One (1) Grave space (s).

SAID Lot shall be used for burial purposes only and all graves therein must be checked and laid out by the Cemetery sexton before the same is dug and must be at least 4 feet deep and shall be, when completed, level with the ground. No shrubbery, vines or trees shall be planted in the Cemetery Lot and there shall be nothing left above the ground except markers which may be erected to meet all City regulations and requirements. All burials in the grave space(s) herein conveyed shall comply with applicable State and Federal laws governing human burial and with City rules and regulations pertaining thereto. If boxes or vaults are used they shall be at least 10 inches below the ground level.

GRANTEE herein shall not sell or convey this lot without a written permit from the Mayor and Council of the City of Hattiesburg, Mississippi.

WITNESS the signature and seal of the City of Hattiesburg, Mississippi, a Municipal Corporation, acting, by and through its duly authorized Mayor and City Clerk, on this, the 6th day of February, 2018.

ATTEST: CITY OF HATTIESBURG, MISSISSIPPI

CITY CLERK MAYOR

(S E A L)

STATE OF MISSISSIPPI
COUNTY OF FORREST/LAMAR

Personally, appeared before me, the undersigned authority in and for said County and State, Toby Barker and Kermas Eaton, Mayor and City Clerk, respectively, of the City of Hattiesburg, Mississippi, a municipal corporation, each of whom acknowledged before me that they signed, executed and delivered the above and foregoing Cemetery Deed on the day and year therein mentioned as the act and deed of the City of Hattiesburg after having first been authorized so to do.

Given under my hand and official seal of office on this, the 6th day of February, 2018.

My Commission Expires:

STATE OF MISSISSIPPI HAZEL B. YOUNG ID NO. 80272 Commission Expires 11/05/2018 NOTARY PUBLIC FORREST COUNTY

NOTARY PUBLIC

STATE OF MISSISSIPPI
COUNTY OF FORREST/LAMAR
CITY OF HATTIESBURG
HATTIESBURG, MS

DEED TO CEMETERY LOT
HIGHLAND CEMETERY

For and in consideration of the sum of ONE HUNDRED SEVENTY-FIVE AND NO/100 Dollars ($175.00), cash in hand paid to the City of Hattiesburg, Mississippi, the City of Hattiesburg, Mississippi acting by and through its duly authorized Mayor and City Clerk does hereby bargain, sell and convey unto Hazzle Roberts, subject to the reservations and restrictions hereinafter set out and subject to rules and regulations now or hereafter adopted, the following described grave spaces:

South Half (S½) of the Northeast Quarter (NE¼)

Lot 38 Section 28

according to the Cemetery Survey of the City of Hattiesburg, Mississippi known as Highland Cemetery, and containing

One (1) Grave space (s).

SAID Lot shall be used for burial purposes only and all graves therein must be checked and laid out by the Cemetery sexton before the same is dug and must be at least 4 feet deep and shall be, when completed, level with the ground. No shrubbery, vines or trees shall be planted in the Cemetery Lot and there shall be nothing left above the ground except markers which may be erected to meet all City regulations and requirements. All burials in the grave space(s) herein conveyed shall comply with applicable State and Federal laws governing human burial and with City rules and regulations pertaining thereto. If boxes or vaults are used they shall be at least 10 inches below the ground level.

GRANTEE herein shall not sell or convey this lot without a written permit from the Mayor and Council of the City of Hattiesburg, Mississippi.

WITNESS the signature and seal of the City of Hattiesburg, Mississippi, a Municipal Corporation, acting, by and through its duly authorized Mayor and City Clerk, on this, the 6th day of February, 2018.

ATTEST: CITY OF HATTIESBURG, MISSISSIPPI

CITY CLERK MAYOR

(S E A L)

STATE OF MISSISSIPPI
COUNTY OF FORREST/LAMAR

Personally, appeared before me, the undersigned authority in and for said County and State, Toby Barker and Kermas Eaton, Mayor and City Clerk, respectively, of the City of Hattiesburg, Mississippi, a municipal corporation, each of whom acknowledged before me that they signed, executed and delivered the above and foregoing Cemetery Deed on the day and year therein mentioned as the act and deed of the City of Hattiesburg after having first been authorized so to do.

Given under my hand and official seal of office on this, the 6th day of February, 2018.

My Commission Expires:

STATE OF MISSISSIPPI HAZEL B. YOUNG ID NO. 80272 Commission Expires 11/05/2018 NOTARY PUBLIC FORREST COUNTY

NOTARY PUBLIC

STATE OF MISSISSIPPI
COUNTY OF FORREST/LAMAR
CITY OF HATTIESBURG
HATTIESBURG, MS

DEED TO CEMETERY LOT
HIGHLAND CEMETERY

For and in consideration of the sum of FORTY-FIVE AND NO/100 Dollars ($45.00), cash in hand paid to the City of Hattiesburg, Mississippi, the City of Hattiesburg, Mississippi acting by and through its duly authorized Mayor and City Clerk does hereby bargain, sell and convey unto Ashely Munique LaSha Vanzant (Infant) subject to the reservations and restrictions hereinafter set out and subject to rules and regulations now or hereafter adopted, the following described grave spaces:

Baby Space #39

Lot Number: 2 Section Number: 3
according to the Cemetery Survey of the City of Hattiesburg, Mississippi known as Highland Cemetery, and containing
One (1) Grave space (s).

SAID Lot shall be used for burial purposes only and all graves therein must be checked and laid out by the Cemetery sexton before the same is dug and must be at least 4 feet deep and shall be, when completed, level with the ground. No shrubbery, vines or trees shall be planted in the Cemetery Lot and there shall be nothing left above the ground except markers which may be erected to meet all City regulations and requirements. All burials in the grave space(s) herein conveyed shall comply with applicable State and Federal laws governing human burial and with City rules and regulations pertaining thereto. If boxes or vaults are used they shall be at least 10 inches below the ground level.

GRANTEE herein shall not sell or convey this lot without a written permit from the Mayor and Council of the City of Hattiesburg, Mississippi.

WITNESS the signature and seal of the City of Hattiesburg, Mississippi, a Municipal Corporation, acting, by and through its duly authorized Mayor and City Clerk, on this, the 6th day of February, 2018.

ATTEST: CITY OF HATTIESBURG, MISSISSIPPI

DEPUTY CITY CLERK MAYOR

(SEAL)

STATE OF MISSISSIPPI
COUNTY OF FORREST/LAMAR

Personally, appeared before me, the undersigned authority in and for said County and State, Toby Barker and Kermas Eaton, Mayor and City Clerk, respectively, of the City of Hattiesburg, Mississippi, a municipal corporation, each of whom acknowledged before me that they signed, executed and delivered the above and foregoing Cemetery Deed on the day and year therein mentioned as the act and deed of the City of Hattiesburg after having first been authorized so to do.

Given under my hand and official seal of office on this, the 6th day of February, 2018.

My Commission Expires: NOTARY PUBLIC

STATE OF MISSISSIPPI
HAZEL B. YOUNG
ID NO. 80272
Commission Expires
11/05/2018
NOTARY PUBLIC
FORREST COUNTY

STATE OF MISSISSIPPI
COUNTY OF FORREST/LAMAR
CITY OF HATTIESBURG
HATTIESBURG, MS

DEED TO CEMETERY LOT
HIGHLAND CEMETERY

For and in consideration of the sum of THREE HUNDRED FIFTY AND NO/100 Dollars ($350.00), cash in hand paid to the City of Hattiesburg, Mississippi, the City of Hattiesburg, Mississippi acting by and through its duly authorized Mayor and City Clerk does hereby bargain, sell and convey unto, Billy A. Fokakis, subject to the reservations and restrictions hereinafter set out and subject to rules and regulations now or hereafter adopted, the following described grave spaces:

Southeast Quarter (SE¼)

Lot Number 17Section Number 34

according to the Cemetery Survey of the City of Hattiesburg, Mississippi known as Highland Cemetery, and containing

Two Grave space (s).

SAID Lot shall be used for burial purposes only and all graves therein must be checked and laid out by the Cemetery sexton before the same is dug and must be at least 4 feet deep and shall be, when completed, level with the ground. No shrubbery, vines or trees shall be planted in the Cemetery Lot and there shall be nothing left above the ground except markers which may be erected to meet all City regulations and requirements. All burials in the grave space(s) herein conveyed shall comply with applicable State and Federal laws governing human burial and with City rules and regulations pertaining thereto. If boxes or vaults are used they shall be at least 10 inches below the ground level.

GRANTEE herein shall not sell or convey this lot without a written permit from the Mayor and Council of the City of Hattiesburg, Mississippi.

WITNESS the signature and seal of the City of Hattiesburg, Mississippi, a Municipal Corporation, acting, by and through its duly authorized Mayor and City Clerk, on this, the 6th day of February, 2018.

ATTEST:

CITY CLERK

CITY OF HATTIESBURG, MISSISSIPPI

MAYOR

(S E A L)

STATE OF MISSISSIPPI
COUNTY OF FORREST/LAMAR

Personally appeared before me, the undersigned authority in and for said County and State, Toby Barker and Kermas Eaton, Mayor and City Clerk, respectively, of the City of Hattiesburg, Mississippi, a municipal corporation, each of whom acknowledged before me that they signed, executed and delivered the above and foregoing Cemetery Deed on the day and year therein mentioned as the act and deed of the City of Hattiesburg after having first been authorized so to do.

Given under my hand and official seal of office on this, the 6th day of February, 2018

My Commission Expires:

NOTARY PUBLIC

STATE OF MISSISSIPPI
HAZEL B. YOUNG
ID NO. 80272
Commission Expires
11/05/2018
NOTARY PUBLIC
FORREST COUNTY

STATE OF MISSISSIPPI
COUNTY OF FORREST/LAMAR
CITY OF HATTIESBURG
HATTIESBURG, MS

DEED TO CEMETERY LOT
HIGHLAND CEMETERY

For and in consideration of the sum of ONE HUNDRED SEVENTY-FIVE AND NO/100 Dollars ($175.00), cash in hand paid to the City of Hattiesburg, Mississippi, the City of Hattiesburg, Mississippi acting by and through its duly authorized Mayor and City Clerk does hereby bargain, sell and convey unto Kayla Fokakis, subject to the reservations and restrictions hereinafter set out and subject to rules and regulations now or hereafter adopted, the following described grave spaces:

South Half (S½) of the Northeast Quarter (NE¼)

Lot 17 Section 34

according to the Cemetery Survey of the City of Hattiesburg, Mississippi known as Highland Cemetery, and containing

One (1) Grave space (s).

SAID Lot shall be used for burial purposes only and all graves therein must be checked and laid out by the Cemetery sexton before the same is dug and must be at least 4 feet deep and shall be, when completed, level with the ground. No shrubbery, vines or trees shall be planted in the Cemetery Lot and there shall be nothing left above the ground except markers which may be erected to meet all City regulations and requirements. All burials in the grave space(s) herein conveyed shall comply with applicable State and Federal laws governing human burial and with City rules and regulations pertaining thereto. If boxes or vaults are used they shall be at least 10 inches below the ground level.

GRANTEE herein shall not sell or convey this lot without a written permit from the Mayor and Council of the City of Hattiesburg, Mississippi.

WITNESS the signature and seal of the City of Hattiesburg, Mississippi, a Municipal Corporation, acting, by and through its duly authorized Mayor and City Clerk, on this, the 6th day of February, 2018.

ATTEST: CITY OF HATTIESBURG, MISSISSIPPI

CITY CLERK MAYOR

(S E A L)

STATE OF MISSISSIPPI
COUNTY OF FORREST/LAMAR

Personally, appeared before me, the undersigned authority in and for said County and State, Toby Barker and Kermas Eaton, Mayor and City Clerk, respectively, of the City of Hattiesburg, Mississippi, a municipal corporation, each of whom acknowledged before me that they signed, executed and delivered the above and foregoing Cemetery Deed on the day and year therein mentioned as the act and deed of the City of Hattiesburg after having first been authorized so to do.

Given under my hand and official seal of office on this, the 6th day of February, 2018.

My Commission Expires:

STATE OF MISSISSIPPI HAZEL B. YOUNG ID NO. 80272 Commission Expires 11/05/2018 NOTARY PUBLIC FORREST COUNTY

NOTARY PUBLIC

STATE OF MISSISSIPPI
COUNTY OF FORREST/LAMAR
CITY OF HATTIESBURG
HATTIESBURG, MS

DEED TO CEMETERY LOT
SOUTH HILL CEMETERY

For and in consideration of the sum of ONE HUNDRED FIFTY AND NO/100 Dollars ($150.00), cash in hand paid to the City of Hattiesburg, Mississippi, the City of Hattiesburg, Mississippi acting by and through its duly authorized Mayor and City Clerk does hereby bargain, sell and convey unto Liza Stringer., subject to the reservations and restrictions hereinafter set out and subject to rules and regulations now or hereafter adopted, the following described grave spaces:

West Half (W½) of the Northeast Quarter (NE¼)

Lot Number: 49 Section Number: 1

according to the Cemetery Survey of the City of Hattiesburg, Mississippi known as South Hill Cemetery, and containing
One (1) Grave space (s).

SAID Lot shall be used for burial purposes only and all graves therein must be checked and laid out by the Cemetery sexton before the same is dug and must be at least 4 feet deep and shall be, when completed, level with the ground. No shrubbery, vines or trees shall be planted in the Cemetery Lot and there shall be nothing left above the ground except markers which may be erected to meet all City regulations and requirements. All burials in the grave space(s) herein conveyed shall comply with applicable State and Federal laws governing human burial and with City rules and regulations pertaining thereto. If boxes or vaults are used they shall be at least 10 inches below the ground level.

GRANTEE herein shall not sell or convey this lot without a written permit from the Mayor and Council of the City of Hattiesburg, Mississippi.

WITNESS the signature and seal of the City of Hattiesburg, Mississippi, a Municipal Corporation, acting, by and through its duly authorized Mayor and City Clerk, on this, the 6th day of February, 2018.

ATTEST: CITY OF HATTIESBURG, MISSISSIPPI

CITY CLERK MAYOR
(S E A L)

STATE OF MISSISSIPPI
COUNTY OF FORREST/LAMAR

Personally, appeared before me, the undersigned authority in and for said County and State, Toby Barker and Kermas Eaton, Mayor and Deputy City Clerk, respectively, of the City of Hattiesburg, Mississippi, a municipal corporation, each of whom acknowledged before me that they signed, executed and delivered the above and foregoing Cemetery Deed on the day and year therein mentioned as the act and deed of the City of Hattiesburg after having first been authorized so to do.

Given under my hand and official seal of office on this, the 6th day of February, 2018.

My Commission Expires:

NOTARY PUBLIC

STATE OF MISSISSIPPI
HAZEL B. YOUNG
ID NO. 80272
Commission Expires
11/05/2018
NOTARY PUBLIC
FORREST COUNTY

STATE OF MISSISSIPPI
COUNTY OF FORREST/LAMAR
CITY OF HATTIESBURG
HATTIESBURG, MS

DEED TO CEMETERY LOT
HIGHLAND CEMETERY

For and in consideration of the sum of ONE HUNDRED SEVENTY-FIVE AND NO/100 Dollars ($175.00), cash in hand paid to the City of Hattiesburg, Mississippi, the City of Hattiesburg, Mississippi acting by and through its duly authorized Mayor and City Clerk does hereby bargain, sell and convey unto Johnnie Ruth Durr, subject to the reservations and restrictions hereinafter set out and subject to rules and regulations now or hereafter adopted, the following described grave spaces:

South Half (S½) of the Northeast Quarter (NE¼)

Lot 106 Section 25

according to the Cemetery Survey of the City of Hattiesburg, Mississippi known as Highland Cemetery, and containing

One (1) Grave space (s).

SAID Lot shall be used for burial purposes only and all graves therein must be checked and laid out by the Cemetery sexton before the same is dug and must be at least 4 feet deep and shall be, when completed, level with the ground. No shrubbery, vines or trees shall be planted in the Cemetery Lot and there shall be nothing left above the ground except markers which may be erected to meet all City regulations and requirements. All burials in the grave space(s) herein conveyed shall comply with applicable State and Federal laws governing human burial and with City rules and regulations pertaining thereto. If boxes or vaults are used they shall be at least 10 inches below the ground level.

GRANTEE herein shall not sell or convey this lot without a written permit from the Mayor and Council of the City of Hattiesburg, Mississippi.

WITNESS the signature and seal of the City of Hattiesburg, Mississippi, a Municipal Corporation, acting, by and through its duly authorized Mayor and City Clerk, on this, the 6th day of February, 2018.

ATTEST: CITY OF HATTIESBURG, MISSISSIPPI

CITY CLERK MAYOR

(S E A L)

STATE OF MISSISSIPPI
COUNTY OF FORREST/LAMAR

Personally, appeared before me, the undersigned authority in and for said County and State, Toby Barker and Kermas Eaton, Mayor and City Clerk, respectively, of the City of Hattiesburg, Mississippi, a municipal corporation, each of whom acknowledged before me that they signed, executed and delivered the above and foregoing Cemetery Deed on the day and year therein mentioned as the act and deed of the City of Hattiesburg after having first been authorized so to do.

Given under my hand and official seal of office on this, the 6th day of February, 2018.

My Commission Expires:

STATE OF MISSISSIPPI HAZEL B. YOUNG ID NO. 80272 Commission Expires 11/05/2018 NOTARY PUBLIC FORREST COUNTY

NOTARY PUBLIC

City of Hattiesburg, MS

200 Forrest St.
P.O. Box 1898
Hattiesburg, MS 39401

Master

File Number: 2018-171

File ID:	2018-171	**Type:**	Regular Agenda Item	**Status:**	Agenda Ready
Version:	1	**Reference:**		**In Control:**	City Council
Requester:	Deborah Bourne			**File Created:**	01/26/2018
Brief Title:	Approve the City's Purchase of two (2) grave spaces located in the Southwest Quarter (SW 1/4), Lot 56, Section 23 at Highland Cemetery, Minute Book 2013, Page 292, in the amount of $350.00 from David B. Richards; authorize manual check for the same.			**Final Action:**	
				Minute Book Number:	MB2018-36

Title:

Approve the City's Purchase of two (2) grave spaces located in the Southwest Quarter (SW 1/4), Lot 56, Section 23 at Highland Cemetery, Minute Book 2013 Page 292, in the amount of $350.00 from David B. Richards; authorize manual check for the same.

Notes:			
		Agenda Date:	02/06/2018
Indexes:		**Agenda Number:**	VII.-13
Sponsors:		**Enactment Date:**	
Attachments:	Buy Back (David B. Richards) 02-06-18	**Enactment Number:**	
Contact:		**Meeting Date:**	02/06/2018
Drafter:		**Effective Date:**	

History of Legislative File

Version:	Acting Body:	Date:	Action:	Sent To:	Due Date:	Return Date:	Result:
1	City Council	02/06/2018					

Text of Legislative File 2018-171

Title

Approve the City's Purchase of two (2) grave spaces located in the Southwest Quarter (SW 1/4), Lot 56, Section 23 at Highland Cemetery, Minute Book 2013 Page 292, in the amount of $350.00 from David B. Richards; authorize manual check for the same.

Summary

Approve the City's Purchase of two (2) grave spaces located in the Southwest Quarter (SW

1/4), Lot 56, Section 23 at Highland Cemetery, Minute Book 2013, Page 292, in the amount of $350.00 from David B. Richards; authorize manual check for the same.

Budget Information

Expenditure Type

Purchasing Item

Publication Information

Date: January 26, 2018

To whom it may concern:

I, David B. Richards am requesting to sell back (2) grave space (s)

Located at Highland Cemetery, In Section 23, Lot 56, — 1/2 of the SW 1/4, to the

City of Hattiesburg, which was purchased on August 16, 2013 at the price

Of $ 175.00 per grave space. Total amount due this request $ 350.00

MB# 2013 Page 292.

David B. Richards

Sincerely,

D. Burns

Mail to:
693 Richburg Rd
Hattiesburg, MS 39402

Phone# 601-297-0871

Mail to
693 Richburg Rd
Hattiesburg MS 39401

[redacted]

Sale No. 846 Date 13

SOLD TO:

Mr. Mrs. Miss David E. Richardt

ADDRESS 209 5th Hattiesburg MS 39401

desires to purchase the grave spaces described below, subject to Cemetery regulations.

SW ¼ Lot No. 56 Section No. 23 in Highland Cemetery

Number of grave spaces 2 Price per grave space $ 175.00

Price Received $ 350.00

Check # 1343

CITY OF HATTIESBURG, MISSISSIPPI

By John H Willis
Superintendent of Cemeteries

City of Hattiesburg, MS

200 Forrest St.
P.O. Box 1898
Hattiesburg, MS 39401

Master

File Number: 2018-196

File ID:	2018-196	**Type:**	Regular Agenda Item	**Status:**	Agenda Ready
Version:	1	**Reference:**		**In Control:**	City Council
Requester:	Andrew Ellard			**File Created:**	01/29/2018
Brief Title:	CDBG Program Payment - Bradley Construction, 141 Chambliss Drive.			**Final Action:**	
				Minute Book Number:	MB2018-36

Title:

Approve and authorize issuance of manual check for CDBG Program Claim per the attached memorandum. {Entitlement CDBG}

Notes:			
		Agenda Date:	02/06/2018
Indexes:		**Agenda Number:**	VII.-14
Sponsors:		**Enactment Date:**	
Attachments:	Memorandum for CDBG Program Claim February 6, 2018 No. 1.pdf	**Enactment Number:**	
Contact:		**Meeting Date:**	02/06/2018
Drafter:	Clarence Williams	**Effective Date:**	

History of Legislative File

Version:	Acting Body:	Date:	Action:	Sent To:	Due Date:	Return Date:	Result:
1	City Council	02/06/2018					

Text of Legislative File 2018-196

Title

Approve and authorize issuance of manual check for CDBG Program Claim per the attached memorandum. {Entitlement CDBG}

Summary

CDBG Program Payment.

Budget Information

Expenditure Type

Purchasing Item

Publication Information

[

MEMORANDUM

TO: City of Hattiesburg Council Members

FROM: Andrew Ellard, Director
Department of Urban Development

SUBJECT: Authorize issuance of manual checks for CDBG Program Claim.

DATE: January 29, 2018

Recipient:	**Bradley Construction Co., LLC**
Activity:	Substantial Rehabilitation
Program:	CDBG
Project Site:	141 Chambliss Drive
Amount Requested:	**$19,900.00**
Purpose of Request:	Draw Payment Request #1
Work Provided by:	**Bradley Construction Co., LLC**

01-26-18A03:

Bradley Construction Co. LLC

4117 Hwy 26 W
Lucedale, MS 39452
(601)947-0604

To: Urban Development
Community Development Division
Address: Hattiesburg, MS

Homeowner: Ms Olivia Van Buren
Address: 141 Chambliss Drive
Hattiesburg, MS

Invoice # 1
Pay to order of: Bradley Construction Co.

1. Paint exterior of the home: **$2,000**
2. The replacing of the damaged siding and trim: **$500**
3. The installation of two sets of steps: **$400**
4. The installation of 200 amp electrical service: **$1,700**
5. The insulation of new pex pressure line: **$1,800**
6. The insulation of new sewer line from the tap to home: **$1,800**
7. The gutting of the entire home and insulation of sheetrock: **$4,000**
8. The rewiring of home: **$3,000**
9. The insulation of new vinyl window: **$2,000**
10. The repairing of the floor: **1,000**
11. The insulation of access hole 22" x 30": **$200**
12. The cutting out of hole in floor throughout home to be able to install seals, footings, and blocks: **$1,500**

Total Of Labor & Material: $19,900

Contractor: Billy Bradley **Date: 01-23-2018**

01/26/18

City of Hattiesburg, MS

200 Forrest St.
P.O. Box 1898
Hattiesburg, MS 39401

Master

File Number: 2018-159

File ID:	2018-159	**Type:**	Regular Agenda Item	**Status:**	Agenda Ready
Version:	1	**Reference:**		**In Control:**	City Council
Requester:				**File Created:**	01/17/2018
Brief Title:	Claims docket for the period endeng 1/31/2018.			**Final Action:**	
				Minute Book Number:	MB2018-36

Title:
Approve claims docket for the period ending January 31, 2018.

Notes:

		Agenda Date:	02/06/2018
Indexes:		**Agenda Number:**	VII.-15
Sponsors:		**Enactment Date:**	
Attachments:	DOCKET 18.01-31	**Enactment Number:**	
Contact:		**Meeting Date:**	
Drafter:		**Effective Date:**	

History of Legislative File

Version:	Acting Body:	Date:	Action:	Sent To:	Due Date:	Return Date:	Result:
1	City Council	02/06/2018					

Text of Legislative File 2018-159

Title
Approve claims docket for the period ending January 31, 2018.

Summary
Claims docket for the period ending 1-31-2018.

Budget Information
Expenditure Type

Purchasing Item
Publication Information

CITY OF HATTIESBURG
DOCKET OF CLAIMS
PERIOD ENDING JANUARY 31, 2018

Date - 01/29/18

Vendor	Invoice Number	Purchase Order	Claims Number	Item Description	Check Date	Check No.	Check Amount
GENERAL FUND							
00001 A & R FARM AND GARDEN	313927	00176448	17002767	PAPER STICKS HEALTH DIV	01/31/18	261961	108.00-
A & R FARM AND GARDEN							
Sum							108.00-
00001 A A A AMBULANCE SERVICE	17-54992	00176382	17002515	SRV 9/14/17 BASSETT PRISONER	01/31/18	261963	259.63-
00001 A A A AMBULANCE SERVICE	17-60091 CRO	00176382	17002516	SRV 10/7/17 CROOK PRISONER	01/31/18	261963	259.63-
00001 A A A AMBULANCE SERVICE	17-57624 MCN	00176382	17002517	SRV 9/26/17 MCNAIR PRISONER	01/31/18	261963	303.09-
00001 A A A AMBULANCE SERVICE	17-47143 SIN	00176382	17002518	SRV 8/9/17 SINCLAIR PRISONER	01/31/18	261963	304.11-
00001 A A A AMBULANCE SERVICE	17-10558 ROA	00176495	17002675	SRV 2/18/17 ROACH PRISONER	01/31/18	261963	944.00-
00001 A A A AMBULANCE SERVICE	16-8702 BLAK	00176495	17002676	SRV 2/14/16 BLAKELY PRISONER	01/31/18	261963	265.20-
00001 A A A AMBULANCE SERVICE	16-36728 CRO	00176495	17002677	SRV 7/1/16 CROMWELL PRISONER	01/31/18	261963	302.07-
00001 A A A AMBULANCE SERVICE	15-53250 HAM	00176495	17002678	SRV 9/15/15 HAMLER PRISONER	01/31/18	261963	265.20-
00001 A A A AMBULANCE SERVICE	16-2602 JACK	00176495	17002679	SRV 1/14/16 JACKSON PRISONER	01/31/18	261963	265.20-
00001 A A A AMBULANCE SERVICE	15-25798 MCC	00176495	17002680	SRV 5/6/15 MCCLARY PRISONER	01/31/18	261963	265.20-
00001 A A A AMBULANCE SERVICE	16-26136 POW	00176495	17002681	SRV POWELL 5/9/16 PRISONER	01/31/18	261963	265.20-
00001 A A A AMBULANCE SERVICE	16-9160 SAND	00176495	17002682	SRV 2/16/16 SANDERS PRISONER	01/31/18	261963	277.20-
00001 A A A AMBULANCE SERVICE	16-2425 STAR	00176495	17002683	SRV 1/13/16 STARR PRISONER	01/31/18	261963	265.20-
A A A AMBULANCE SERVICE							
Sum							4,240.93-
00001 AAMCO TRANS/AUTOMOTIVE S	105878	00176321	17002724	REPRS U#16756 POLICE	01/31/18	261964	2,875.00-
00001 AAMCO TRANS/AUTOMOTIVE S	105803	00175122	17002793	REPRS U#16769 POLICE	01/31/18	261964	3,362.58-
00001 AAMCO TRANS/AUTOMOTIVE S	105684	00175122	17002794	REPRS U#17579 POLICE	01/31/18	261964	1,291.66-
AAMCO TRANS/AUTOMOTIVE S							
Sum							7,529.24-
00001 ADAMS NURSERY	489817	00176359	17002828	TREE PLANTING 2018	01/31/18	261965	2,955.00-
ADAMS NURSERY							
Sum							2,955.00-
00001 ADVANCED JANITORIAL SERV	101205 CITY	00176488	17002668	SERVS 1/18 CITY HALL/ENGR	01/31/18	261966	1,925.00-
00001 ADVANCED JANITORIAL SERV	101205 TRAFF	00176488	17002669	SERVS 1/18 TRAFFIC DEPT	01/31/18	261966	250.00-
ADVANCED JANITORIAL SERV							
Sum							2,175.00-
00001 AFFORDABLE EMERGENCY LIG	1033	00176404	17002636	REPRS VARI POLICE UNITS	01/31/18	261967	635.00-
AFFORDABLE EMERGENCY LIG							
Sum							635.00-
00001 AIRBUS DS COMMUNICATIONS	SINV00018420	00176430	17002585	REVERSE 911 MAINT	01/31/18	261968	11,630.00-
AIRBUS DS COMMUNICATIONS							
Sum							11,630.00-
00001 AIRDESIGNS SIGN & GRAFFI	505639	00176505	17002851	PARKING SIGNS RONNIE PERKINS	01/31/18	261969	45.00-

AIRDESIGNS SIGN & GRAFFI

Sum								45.00-
00001	AIRGAS USA LLC (NORDAN S	9950164287	00176373	17002514	CYLINDER RENT FIRE DEPT	01/31/18	261970	293.82-
00001	AIRGAS USA LLC (NORDAN S	9950164287(B	00176401	17002556	CYLINDER RENT PUBLIC WORKS	01/31/18	261970	761.08-

AIRGAS USA LLC (NORDAN S

Sum								1,054.90-
00001	ALLBRITTON CHAIN SAW & L	54349	00176251	17002503	EDGER BLADES CEMETERY	01/31/18	261973	31.80-
00001	ALLBRITTON CHAIN SAW & L	54490	00176589	17002764	CHAINSAW REPR #6 FIRE STA	01/31/18	261973	47.50-

ALLBRITTON CHAIN SAW & L

Sum								79.30-
00001	ALLIANCE BUS GROUP INC	514583	00175897	17002447	REPRS U#20585 TORNADO 2017	01/31/18	261974	17,467.51-
00001	ALLIANCE BUS GROUP INC	514563B	00171454	17002485	ADDL PO#169127 TORNADO 2017	01/31/18	261974	409.31-

ALLIANCE BUS GROUP INC

Sum								17,876.82-
00001	AMERICAN AIR SPECIALISTS	217270-01	00175166	17002465	RUN WTR LINES #5 FIRE STA	01/31/18	261975	4,500.00-

AMERICAN AIR SPECIALISTS

Sum								4,500.00-
00001	AMERICAN GRAPHICS	6029	00176471	17002616	SHIRTS DISABILITY AWARENESS	01/31/18	261976	274.75-

AMERICAN GRAPHICS

Sum								274.75-
00001	AMERICAN PRINTING & OFFI	7266	00174546	17002660	STRIPE VARI POLICE UNITS	01/31/18	261977	680.00-

AMERICAN PRINTING & OFFI

Sum								680.00-
00001	AT&T	601M26940440	00020184	17002565	SERV 1/8-2/7/18 POLICE DEPT	01/31/18	261983	76.00-
00001	AT&T	601545491010	02018277	17002566	SRV 1/8-2/71/8 POLICE DISPATCH	01/31/18	261984	168.76-
00001	AT&T	601M26684200	00176427	17002583	INTERACT SOFTWARE SUPPORT	01/31/18	261985	6,790.00-
00001	AT&T	601M26491400	00176427	17002584	INTERACT SOFTWARE SUPPORT	01/31/18	261986	47.00-
00001	AT&T	056314932900	02018292	17002634	LONG DIST 1-2/18 POL DISPATCH	01/31/18	261987	42.28-

AT&T

Sum								7,124.04-
00001	AT&T MOBILITY	287273578351	00176421	17002579	WIRELESS SERV 12/17 VARI DEPT	01/31/18	261988	8,350.34-
00001	AT&T MOBILITY	287273861504	00176450	17002612	GPS TRACKING 12/17 VARI DEPTS	01/31/18	261988	4,220.64-

AT&T MOBILITY

Sum								12,570.98-
00001	AUTO ARMATURE SERVICE IN	10743	00176322	17002453	BATTERY U#17117 POLICE	01/31/18	261990	116.95-
00001	AUTO ARMATURE SERVICE IN	10745	00176322	17002454	BATTERY U#16769 POLICE	01/31/18	261990	144.95-
00001	AUTO ARMATURE SERVICE IN	10744	00176322	17002455	BATTERY U#18250 POLICE	01/31/18	261990	125.95-
00001	AUTO ARMATURE SERVICE IN	10769	00176322	17002456	BATTERY U#18329 POLICE	01/31/18	261990	160.95-
00001	AUTO ARMATURE SERVICE IN	10770	00176322	17002457	BATTERY U#17571 POLICE	01/31/18	261990	160.95-
00001	AUTO ARMATURE SERVICE IN	10153	00175218	17002488	BATTERIES TRAFF MESSAGE BRDS	01/31/18	261990	1,111.60-
00001	AUTO ARMATURE SERVICE IN	10764	00176262	17002490	BATTERY U#11945 TRAFFIC	01/31/18	261990	125.95-
00001	AUTO ARMATURE SERVICE IN	10790	00176378	17002510	BATTERY U#11204 POLICE	01/31/18	261990	138.95-
00001	AUTO ARMATURE SERVICE IN	10791	00176346	17002571	BATTERIES U#13982	01/31/18	261990	285.90-
00001	AUTO ARMATURE SERVICE IN	10002	00175029	17002587	BATTERIES U#18201/19815 POL	01/31/18	261990	277.70-

00001	AUTO ARMATURE SERVICE IN	10103	00175178	17002588	BATTERY U#17578 POLICE	01/31/18	261990	160.95-
00001	AUTO ARMATURE SERVICE IN	10435	00175736	17002589	BATTERY U#19340 POLICE	01/31/18	261990	160.95-
00001	AUTO ARMATURE SERVICE IN	10888	00176494	17002674	BATTERY U#15449 LAND CODE	01/31/18	261990	116.95-
00001	AUTO ARMATURE SERVICE IN	10891	00176499	17002696	ALTERNATOR REPR U#15491 FIRE	01/31/18	261990	599.95-
00001	AUTO ARMATURE SERVICE IN	10893	00176556	17002723	BATTERY U#20422 POLICE	01/31/18	261990	160.95-
00001	AUTO ARMATURE SERVICE IN	10887	00176490	17002826	STARTER U#19005 CEMETERY	01/31/18	261990	129.95-
00001	AUTO ARMATURE SERVICE IN	10946	00176665	17002863	BATTERY U#19817 POLICE	01/31/18	261990	116.95-
AUTO ARMATURE SERVICE IN								
Sum								4,096.50-
00001	BARHAM, MATTHEW	TRAVEL REIMB	00176443	17002622	EXPNS HAZMAT CLASSES JACKSON	01/31/18	261992	59.03-
BARHAM, MATTHEW								
Sum								59.03-
00001	BARONE,ED.D., STEPHEN V	201750	00176659	17002870	EXP REIMBURSEMENT	01/29/18	112473	4,394.71-
BARONE,ED.D., STEPHEN V								
Sum								4,394.71-
00001	BENECOM TECHNOLOGIES INC	223629	00176426	17002774	PREPD BLOCK TIME FOR SERVERS	01/31/18	261994	1,650.00-
BENECOM TECHNOLOGIES INC								
Sum								1,650.00-
00001	BERNARDO, DEBRA	TRAVEL REIMB	00176419	17002581	EXPNS MML CONF JACKSON	01/31/18	261995	417.24-
BERNARDO, DEBRA								
Sum								417.24-
00001	BIG IRON DIESEL REPAIR L	RO2359 & RO2	00176279	17002574	REPRS U#12956 STREET	01/31/18	261997	2,819.29-
00001	BIG IRON DIESEL REPAIR L	RO2361	00176279	17002575	REPRS U#13174 STREET	01/31/18	261997	2,765.78-
00001	BIG IRON DIESEL REPAIR L	RO2362	00176279	17002576	REPRS U#18907 STREET	01/31/18	261997	2,111.70-
BIG IRON DIESEL REPAIR L								
Sum								7,696.77-
00001	BLOSSMAN GAS INC	2907665	00176176	17002469	PROPANE U#20067	01/31/18	261998	42.00-
BLOSSMAN GAS INC								
Sum								42.00-
00001	BRADLEY, DORIS P	RECYCLING RF	02018266	17002643	RECYCLING RFD	01/31/18	262001	57.00-
BRADLEY, DORIS P								
Sum								57.00-
00001	BRYANT, JOYCELYN	TRAV ADVANCE	00176511	17002658	TRAV ADV CJIS TRAINING TAMPA	01/31/18	262005	735.00-
BRYANT, JOYCELYN								
Sum								735.00-
00001	BULK FUELS, LLC	3003	00176627	17002864	CRANK CASE MOTOR OIL SHOP	01/31/18	262006	75.00-
BULK FUELS, LLC								
Sum								75.00-
00001	BURNHAM, WILLIAM S	TRAVEL REIMB	00176053	17002460	EXPNS MSFA CLASS JACKSON	01/31/18	262009	58.06-
BURNHAM, WILLIAM S								
Sum								58.06-

00001	CANON FINANCIAL SERVICES	18201027	00176465	17002850	COPIER 1/18 PURCHASING	01/31/18	262011	115.00-
CANON FINANCIAL SERVICES								
Sum								115.00-
00001	CANON SOLUTIONS AMERICA	4024736838	00176372	17002614	COPIER 1/18 PURCH/ACCTG	01/31/18	262012	22.50-
CANON SOLUTIONS AMERICA								
Sum								22.50-
00001	CARQUEST AUTO PARTS STOR	14758-100052	00175154	17002527	REPR PTS VARI POLICE UNITS	01/31/18	262017	1,451.87-
00001	CARQUEST AUTO PARTS STOR	14758-100021	00175177	17002528	REPR PTS U#17708/18331 POLICE	01/31/18	262017	321.63-
00001	CARQUEST AUTO PARTS STOR	14758-100745	00175282	17002529	REPR PTS VARI POLICE UNITS	01/31/18	262017	199.68-
00001	CARQUEST AUTO PARTS STOR	14758-100275	00175312	17002530	MOTORCYCLE OIL	01/31/18	262017	206.82-
00001	CARQUEST AUTO PARTS STOR	14758-100741	00175432	17002531	REPR PTS POLICE UNITS/STOCK	01/31/18	262017	587.03-
00001	CARQUEST AUTO PARTS STOR	14758-99817	00174891	17002539	REPR PTS POLICE UNITS/STOCK	01/31/18	262017	749.98-
00001	CARQUEST AUTO PARTS STOR	14758-102361	00176233	17002570	REPR PTS VARI P/W MOWERS	01/31/18	262017	493.90-
00001	CARQUEST AUTO PARTS STOR	14758-102582	00176343	17002572	REPR PTS U#9900/SHOP	01/31/18	262017	190.48-
00001	CARQUEST AUTO PARTS STOR	14758-102025	00176070	17002607	REPR PTS U#15449 LAND CODE	01/31/18	262017	39.32-
00001	CARQUEST AUTO PARTS STOR	14758-102470	00176187	17002608	REPR PTS U#15449 LAND CODE	01/31/18	262017	23.90-
00001	CARQUEST AUTO PARTS STOR	14758-103068	00172221	17002702	REPR PTS U#18319 POLICE	01/31/18	262017	130.99-
00001	CARQUEST AUTO PARTS STOR	14758-103073	00172221	17002703	REPR PTS U#18203 POLICE	01/31/18	262017	30.00-
00001	CARQUEST AUTO PARTS STOR	14758-103074	00172221	17002704	REPR PTS U#18250 ANIMAL CNTRL	01/31/18	262017	40.28-
00001	CARQUEST AUTO PARTS STOR	14758-103075	00173830	17002705	REPR PTS U#14758 POLICE	01/31/18	262017	45.71-
00001	CARQUEST AUTO PARTS STOR	14758-103076	00174113	17002706	REPR PTS U#18326 POLICE	01/31/18	262017	134.58-
00001	CARQUEST AUTO PARTS STOR	14758-103077	00174113	17002707	REPR PTS U#18330 POLICE	01/31/18	262017	193.49-
00001	CARQUEST AUTO PARTS STOR	14758-103078	00174113	17002708	REPR PTS POLICE STOCK	01/31/18	262017	98.10-
00001	CARQUEST AUTO PARTS STOR	14758-103080	00174113	17002709	REPR PTS U#18322 POLICE	01/31/18	262017	27.54-
00001	CARQUEST AUTO PARTS STOR	14758-103089	00174344	17002710	REPR PTS/SUPP POLICE STOCK	01/31/18	262017	938.99-
00001	CARQUEST AUTO PARTS STOR	14758-103090	00174344	17002711	REPR PTS U#19345 POLICE	01/31/18	262017	134.58-
00001	CARQUEST AUTO PARTS STOR	14758-103085	00174659	17002712	REPR PTS U#18315 POLICE	01/31/18	262017	145.92-
00001	CARQUEST AUTO PARTS STOR	14758-103117	00174659	17002713	REPR PTS POLICE STOCK	01/31/18	262017	22.76-
00001	CARQUEST AUTO PARTS STOR	14758-101034	00175588	17002714	REPR PTS POLICE UNITS/STOCK	01/31/18	262017	1,144.83-
00001	CARQUEST AUTO PARTS STOR	14758-101408	00175669	17002715	REPR PTS POLICE UNITS/STOCK	01/31/18	262017	1,529.46-
00001	CARQUEST AUTO PARTS STOR	14758-101702	00175735	17002716	REPR PTS VARI POLICE UNITS	01/31/18	262017	252.18-
00001	CARQUEST AUTO PARTS STOR	14758-101413	00175822	17002717	REPR PTS POLICE UNITS/STOCK	01/31/18	262017	694.57-
00001	CARQUEST AUTO PARTS STOR	14758-101810	00175942	17002718	REPR PTS POLICE UNITS/STOCK	01/31/18	262017	969.98-
00001	CARQUEST AUTO PARTS STOR	14758-102626	00176112	17002719	REPR PTS POLICE UNITS/STOCK	01/31/18	262017	1,051.59-
00001	CARQUEST AUTO PARTS STOR	14758-102592	00176121	17002720	REPR PTS POLICE UNITS/STOCK	01/31/18	262017	650.52-
00001	CARQUEST AUTO PARTS STOR	14758-102656	00176186	17002721	REPR PTS U#17896/STOCK	01/31/18	262017	553.45-
00001	CARQUEST AUTO PARTS STOR	14758-100458	00175379	17002735	REPR PTS U#14147 PLANNING	01/31/18	262017	82.49-
00001	CARQUEST AUTO PARTS STOR	14758-102354	00176221	17002778	REPR PTS U#14683 LAND CODE	01/31/18	262017	124.74-
00001	CARQUEST AUTO PARTS STOR	14758-103226	00176600	17002779	REPR PTS U#15914 LAND CODE	01/31/18	262017	30.77-
00001	CARQUEST AUTO PARTS STOR	14758-103125	00174822	17002787	REPR PTS/SUPP POLICE STOCK	01/31/18	262017	377.42-
00001	CARQUEST AUTO PARTS STOR	14758-103095	00174822	17002788	REPR PTS U#18261 POLICE	01/31/18	262017	134.58-
00001	CARQUEST AUTO PARTS STOR	14758-103122	00174822	17002789	REPR PTS U#19816 POLICE	01/31/18	262017	115.72-
00001	CARQUEST AUTO PARTS STOR	14758-103120	00174822	17002790	REPR PTS U#19319 POLICE	01/31/18	262017	124.18-
00001	CARQUEST AUTO PARTS STOR	14758-103093	00174822	17002791	REPR PTS/SUPP POLICE STOCK	01/31/18	262017	164.04-
00001	CARQUEST AUTO PARTS STOR	14758-103120	00175334	17002792	ADDL AMT DUE PO#174822	01/31/18	262017	60.00-
00001	CARQUEST AUTO PARTS STOR	14758-103110	00176533	17002824	REPR PTS/SUPP CEMETERY	01/31/18	262017	32.17-
00001	CARQUEST AUTO PARTS STOR	14758-100931	00175318	17002865	REPR PTS VARI SANIT UNITS	01/31/18	262017	228.59-
CARQUEST AUTO PARTS STOR								
Sum								14,528.83-

00001	CERTIFIED LABORATORIES	2990865	00175917	17002635	TRANSMISSION FLUID POL SHOP	01/31/18	262018	2,109.25-
CERTIFIED LABORATORIES								
Sum								2,109.25-
00001	CINTAS CORPORATION #J66	J66569248	00176406	17002545	UNIFORMS 1/15 TRAFFIC	01/31/18	262025	79.85-
00001	CINTAS CORPORATION #J66	J66569248	00176406	17002546	UNIFORMS 1/15 PUBLIC WORKS	01/31/18	262025	81.32-
00001	CINTAS CORPORATION #J66	J66569248	00176406	17002547	UNIFORMS 1/15 PUBLIC WORKS	01/31/18	262025	10.00-
00001	CINTAS CORPORATION #J66	J66569248	00176406	17002548	UNIFORMS 1/15 PUBLIC WORKS	01/31/18	262025	35.66-
00001	CINTAS CORPORATION #J66	J66569248	00176406	17002549	UNIFORMS 1/15 SHOP	01/31/18	262025	44.71-
00001	CINTAS CORPORATION #J66	J66569248	00176406	17002550	UNIFORMS 1/15 CONSTR	01/31/18	262025	77.83-
00001	CINTAS CORPORATION #J66	J66569248	00176406	17002551	UNIFORMS 1/15 SANIT	01/31/18	262025	160.16-
00001	CINTAS CORPORATION #J66	J66569248	00176406	17002552	UNIFORMS 1/15 HEALTH	01/31/18	262025	263.51-
00001	CINTAS CORPORATION #J66	J66569250	00176394	17002553	MATS 1/15 TRAFFIC	01/31/18	262025	7.90-
00001	CINTAS CORPORATION #J66	J66569247	00176394	17002554	MOP/MAT 1/15 GO&FS	01/31/18	262025	24.96-
00001	CINTAS CORPORATION #J66	J66569249	00176394	17002555	MOP/MAT 1/15 SANIT	01/31/18	262025	24.04-
00001	CINTAS CORPORATION #J66	J66570040	00176486	17002684	UNIFORMS 1/22 TRAFFIC	01/31/18	262025	79.85-
00001	CINTAS CORPORATION #J66	J66570040	00176486	17002685	UNIFORMS 1/22 PUBLIC WORKS	01/31/18	262025	81.31-
00001	CINTAS CORPORATION #J66	J66570040	00176486	17002686	UNIFORMS 1/22 PUBLIC WORKS	01/31/18	262025	10.00-
00001	CINTAS CORPORATION #J66	J66570040	00176486	17002687	UNIFORMS 1/22 PUBLIC WORKS	01/31/18	262025	35.66-
00001	CINTAS CORPORATION #J66	J66570040	00176486	17002688	UNIFORMS 1/22 SHOP	01/31/18	262025	44.71-
00001	CINTAS CORPORATION #J66	J66570040	00176486	17002689	UNIFORMS 1/22 CONSTR	01/31/18	262025	77.83-
00001	CINTAS CORPORATION #J66	J66570040	00176486	17002690	UNIFORMS 1/22 SANIT	01/31/18	262025	67.51-
00001	CINTAS CORPORATION #J66	J66570040	00176486	17002691	UNIFORMS 1/22 SANIT	01/31/18	262025	160.16-
00001	CINTAS CORPORATION #J66	J66570042	00176493	17002692	MATS 1/22 TRAFFIC	01/31/18	262025	7.90-
00001	CINTAS CORPORATION #J66	J66570039	00176493	17002693	MOP/MAT 1/22 GO&FS	01/31/18	262025	24.96-
00001	CINTAS CORPORATION #J66	J66570041	00176493	17002694	MOP/MAT 1/22 SANIT	01/31/18	262025	24.04-
00001	CINTAS CORPORATION #J66	J66547261	00176622	17002796	UNIFORMS GEORGE 6/28 MPO	01/31/18	262025	6.60-
00001	CINTAS CORPORATION #J66	J66549501	00176622	17002797	UNIFORMS GEORGE 7/19 MPO	01/31/18	262025	12.75-
00001	CINTAS CORPORATION #J66	J66551739	00176622	17002798	UNIFORMS GEORGE 8/09 MPO	01/31/18	262025	4.95-
00001	CINTAS CORPORATION #J66	J66554053	00176622	17002799	UNIFORMS GEORGE 8/30 MPO	01/31/18	262025	4.95-
00001	CINTAS CORPORATION #J66	J66554825	00176622	17002800	UNIFORMS GEORGE 9/06 MPO	01/31/18	262025	4.95-
00001	CINTAS CORPORATION #J66	J66557918	00176622	17002801	UNIFORMS GEORGE 10/04 MPO	01/31/18	262025	4.95-
00001	CINTAS CORPORATION #J66	J66560243	00176622	17002802	UNIFORMS GEORGE 10/25 MPO	01/31/18	262025	4.95-
00001	CINTAS CORPORATION #J66	J66561026	00176622	17002803	UNIFORMS GEORGE 11/01 MPO	01/31/18	262025	4.95-
00001	CINTAS CORPORATION #J66	J66561802	00176622	17002804	UNIFORMS GEORGE 11/08 MPO	01/31/18	262025	4.95-
00001	CINTAS CORPORATION #J66	J66562581	00176622	17002805	UNIFORMS GEORGE 11/15 MPO	01/31/18	262025	4.95-
00001	CINTAS CORPORATION #J66	J66563367	00176622	17002806	UNIFORMS GEORGE 11/22 MPO	01/31/18	262025	4.95-
00001	CINTAS CORPORATION #J66	J66564148	00176622	17002807	UNIFORMS GEORGE 11/29 MPO	01/31/18	262025	4.95-
00001	CINTAS CORPORATION #J66	J66564926	00176622	17002808	UNIFORMS GEORGE 12/06 MPO	01/31/18	262025	4.95-
00001	CINTAS CORPORATION #J66	J66565702	00176622	17002809	UNIFORMS GEORGE 12/13 MPO	01/31/18	262025	4.95-
00001	CINTAS CORPORATION #J66	J66566495	00176622	17002810	UNIFORMS GEORGE 12/20 MPO	01/31/18	262025	4.95-
00001	CINTAS CORPORATION #J66	J66567263	00176622	17002811	UNIFORMS GEORGE 12/27 MPO	01/31/18	262025	4.95-
00001	CINTAS CORPORATION #J66	J66568327	00176629	17002812	UNIFORMS 1/05 CEM/FORESTRY	01/31/18	262025	71.36-
00001	CINTAS CORPORATION #J66	J66569105	00176629	17002813	UNIFORMS 1/12 CEM/FORESTRY	01/31/18	262025	57.36-
00001	CINTAS CORPORATION #J66	J66569889	00176629	17002814	UNIFORMS 1/19 CEM/FORESTRY	01/31/18	262025	75.14-
00001	CINTAS CORPORATION #J66	J66570687	00176629	17002815	UNIFORMS 1/26 CEM/FORESTRY	01/31/18	262025	62.14-
00001	CINTAS CORPORATION #J66	J66568328	00176629	17002816	MOP/MAT 1/05 CEM/FORESTRY	01/31/18	262025	15.70-
00001	CINTAS CORPORATION #J66	J66569106	00176629	17002817	MOP/MAT 1/12 CEM/FORESTRY	01/31/18	262025	15.70-
00001	CINTAS CORPORATION #J66	J66569890	00176629	17002818	MOP/MAT 1/19 CEM/FORESTRY	01/31/18	262025	15.70-
00001	CINTAS CORPORATION #J66	J66570688	00176629	17002819	MOP/MAT 1/26 CEM/FORESTRY	01/31/18	262025	15.70-
CINTAS CORPORATION #J66								

Sum							1,841.32-
00001	CITY OF HATTIESBURG FUND	TRF 2ND 1/18	02018273	17002495	TRF 2ND 1/18 PAYROLL	01/17/18	112443	1,064,718.90-
CITY OF HATTIESBURG FUND								
Sum								1,064,718.90-
00001	CLEMTS HARDWARE	119626	00176218	17002477	LEAF RAKES/KEYS SANIT DEPT	01/31/18	262027	83.96-
CLEMTS HARDWARE								
Sum								83.96-
00001	COBURN'S SUPPLY CO INC	60696206	00175650	17002593	BAY HEATERS #2 FIRE STA	01/31/18	262028	2,680.68-
00001	COBURN'S SUPPLY CO INC	60702483	00175693	17002594	FREIGHT CHARGE PO#175650	01/31/18	262028	175.00-
COBURN'S SUPPLY CO INC								
Sum								2,855.68-
00001	COMCAST CABLEVISION OF H	839641073089	00176484	17002670	CABLE 1/18 CITY HALL	01/31/18	262030	130.70-
00001	COMCAST CABLEVISION OF H	839641073089	00176646	17002866	CABLE SANIT DEPT	01/31/18	262031	72.11-
00001	COMCAST CABLEVISION OF H	839641073089	00176646	17002867	CABLE SANIT DEPT	01/31/18	262032	.06-
COMCAST CABLEVISION OF H								
Sum								202.87-
00001	COMMERCIAL STATIONERY CO	398159-0 & C	00168557	17002737	OFFICE/PAPER SUPP P/F ACADEMY	01/31/18	262033	519.36-
00001	COMMERCIAL STATIONERY CO	398159-1	00168557	17002738	BROCHURE PAPER P/F ACADEMY	01/31/18	262033	67.41-
00001	COMMERCIAL STATIONERY CO	398242-0	00168655	17002739	OFFICE SUPP P/F ACADEMY	01/31/18	262033	453.75-
00001	COMMERCIAL STATIONERY CO	404717-0	00173420	17002740	JANIT SUPP P/F ACADEMY	01/31/18	262033	411.92-
00001	COMMERCIAL STATIONERY CO	404717-1	00173420	17002741	JANIT SUPP P/F ACADEMY	01/31/18	262033	39.28-
COMMERCIAL STATIONERY CO								
Sum								1,491.72-
00001	COMPREHENSIVE RADIOLOGY	ICRS64965 BA	00176477	17002627	SRV 12/13/17 BARRETT PRISONER	01/31/18	262034	58.00-
00001	COMPREHENSIVE RADIOLOGY	ICRS64965 BA	00176477	17002628	SRV 12/18/17 BARRETT PRISONER	01/31/18	262034	37.00-
COMPREHENSIVE RADIOLOGY								
Sum								95.00-
00001	COVINGTON SALES & SERVIC	78225	00176234	17002765	REPR PTS U#18907 HEALTH	01/31/18	262038	217.35-
COVINGTON SALES & SERVIC								
Sum								217.35-
00001	CRAIN TRACTOR & EQUIPMEN	CP50222	00175540	17002470	REPR PTS U#15516	01/31/18	262039	169.84-
00001	CRAIN TRACTOR & EQUIPMEN	CP50646	00175915	17002478	REPR PTS U#20373 SANIT	01/31/18	262039	404.38-
CRAIN TRACTOR & EQUIPMEN								
Sum								574.22-
00001	D P S CRIME LAB	90065603	00176286	17002458	ANALYTICAL FEES	01/31/18	262041	420.00-
D P S CRIME LAB								
Sum								420.00-
00001	DUNCAN, BRIAN	TRAVEL REIMB	00176531	17002725	EXPNS FIREGRND LDRSHP CLASSES	01/31/18	262044	23.83-
DUNCAN, BRIAN								
Sum								23.83-
00001	ECONOMY SUPPLY CO	287974	00176206	17002521	QUIKRETE PUBLIC WORKS	01/31/18	262045	23.70-
00001	ECONOMY SUPPLY CO	288052	00176342	17002611	DEADBOLT/LOCK AIRPORT	01/31/18	262045	64.45-

00001 ECONOMY SUPPLY CO	285829	00175101	17002641	BLDG MATLS CIVIC CNTR GARAGE	01/31/18	262045	850.65-
00001 ECONOMY SUPPLY CO	288217	00176452	17002699	DRILL BITS CONSTR DEPT	01/31/18	262045	71.45-
ECONOMY SUPPLY CO							
Sum							1,010.25-
00001 ELKINS WHOLESALE INC	335353-0	00176158	17002568	HAND SANITIZER PUBLIC WORKS	01/31/18	262046	131.86-
00001 ELKINS WHOLESALE INC	335353-1	00176158	17002569	JANIT SUPP PUBLIC WORKS	01/31/18	262046	72.92-
ELKINS WHOLESALE INC							
Sum							204.78-
00001 EMERGENCY EQUIPMENT PROF	431927	00176361	17002639	REPR PTS U#13933 FIRE DEPT	01/31/18	262047	1,293.55-
EMERGENCY EQUIPMENT PROF							
Sum							1,293.55-
00001 EMERGENCY MANAGEMENT DIS	12/28/17	00176402	17002511	OVERTIME FOR MANNING EMG SHLT	01/18/18	112444	5,000.00-
EMERGENCY MANAGEMENT DIS							
Sum							5,000.00-
00001 EMERGENCY MEDICAL PRODUC	1960986	00176365	17002638	MEDICAL SUPP FIRE DEPT	01/31/18	262048	969.50-
EMERGENCY MEDICAL PRODUC							
Sum							969.50-
00001 EQUIFAX INFORMATION SERV	4651406	00176455	17002618	ONLINE INVESTIGATIONS	01/31/18	262049	95.47-
EQUIFAX INFORMATION SERV							
Sum							95.47-
00001 FASTENAL COMPANY	MSHAT205282	00176313	17002487	DRILL BITS #2 FIRE HEATERS	01/31/18	262051	31.12-
00001 FASTENAL COMPANY	MSHAT205355	00176328	17002525	RED MARKING PAINT CONSTR DEPT	01/31/18	262051	24.70-
00001 FASTENAL COMPANY	MSHAT205320	00176348	17002640	MECHANIC SHOP SUPP FIRE DEPT	01/31/18	262051	192.32-
00001 FASTENAL COMPANY	MSHAT205540	00176449	17002781	SAW BLADES CONSTR DEPT	01/31/18	262051	534.94-
FASTENAL COMPANY							
Sum							783.08-
00001 FUELMAN OF MS	BG127044 NP5	00176663	17002862	FUEL CHGS 1/15-21/18 POLICE	01/31/18	262054	24.42-
FUELMAN OF MS							
Sum							24.42-
00001 FV RECYCLING	2017-57169	00176325	17002492	RECYCLE FEES 1/18 SANIT	01/31/18	262055	11.50-
00001 FV RECYCLING	2017-57181	00176325	17002493	RECYCLE FEES 1/18 SANIT	01/31/18	262055	52.25-
00001 FV RECYCLING	2017-57182	00176325	17002494	RECYCLE FEES 1/18 SANIT	01/31/18	262055	48.25-
00001 FV RECYCLING	2017-57056	00176519	17002729	RECYCLE FEES 12/17 SANIT	01/31/18	262055	32.50-
00001 FV RECYCLING	2017-57223	00176519	17002730	RECYCLE FEES 1/18 SANIT	01/31/18	262055	54.25-
00001 FV RECYCLING	2017-57202	00176519	17002731	RECYCLE FEES 1/18 SANIT	01/31/18	262055	19.25-
00001 FV RECYCLING	2017-57232	00176519	17002732	RECYCLE FEES 1/18 SANIT	01/31/18	262055	30.50-
00001 FV RECYCLING	2017-57239	00176519	17002733	RECYCLE FEES 1/18 SANIT	01/31/18	262055	21.00-
00001 FV RECYCLING	2017-57350	00176519	17002734	RECYCLE FEES 1/18 SANIT	01/31/18	262055	91.75-
FV RECYCLING							
Sum							361.25-
00001 GALL'S LLC	008968949	00172323	17002768	CALL OUT POLO SHIRTS POLICE	01/31/18	262056	905.00-
00001 GALL'S LLC	009114218	00172323	17002769	CREDIT	01/31/18	262056	360.00

GALL'S LLC

Sum								545.00-
00001	GARNER LUMLEY ELECTRIC S	543900	00174845	17002476	CVR SUPP STERNBERG POLES	01/31/18	262057	432.00-
00001	GARNER LUMLEY ELECTRIC S	545217	00176086	17002561	USB WALL PLATES P/F ACADEMY	01/31/18	262057	68.70-
00001	GARNER LUMLEY ELECTRIC S	15516	00176608	17002750	LIGHT FIXTURES MUN COURT	01/31/18	262057	106.12-

GARNER LUMLEY ELECTRIC S

Sum								606.82-
00001	GILLILANDS ELECTRONICS S	65672	00176283	17002483	MNTHLY PHONE RENT MUN COURT	01/31/18	262063	261.99-

GILLILANDS ELECTRONICS S

Sum								261.99-
00001	GLADDEN LAW OFFICE PLLC	0166	00176658	17002859	SRVS BRELAND/CIVIL SERVICE	01/31/18	262064	1,983.00-
00001	GLADDEN LAW OFFICE PLLC	0167	00176658	17002860	SERVS SHARON MARK VS CITY	01/31/18	262064	758.00-
00001	GLADDEN LAW OFFICE PLLC	0168	00176658	17002861	SRVS PLAN/ZONE/CODE ISSUES	01/31/18	262064	2,714.50-

GLADDEN LAW OFFICE PLLC

Sum								5,455.50-
00001	GLOBAL SECURITY COMPANY	10184	02018303	17002845	SECURITY DETAIL 1/31/18	01/31/18	262066	115.50-
00001	GLOBAL SECURITY COMPANY	10185	02018303	17002846	SECURITY DETAIL 1/31/18	01/31/18	262066	115.50-
00001	GLOBAL SECURITY COMPANY	10188	02018303	17002847	SECURITY DETAIL 1/31/18	01/31/18	262066	96.25-
00001	GLOBAL SECURITY COMPANY	10189	02018303	17002848	SECURITY DETAIL 1/31/18	01/31/18	262066	115.50-

GLOBAL SECURITY COMPANY

Sum								442.75-
00001	GRANNY HOME COOKIN'	531995	00176669	17002854	CATERING BLACK HISTORY CELEB	01/31/18	262067	675.00-

GRANNY HOME COOKIN'

Sum								675.00-
00001	GUTHRIE, STEPHEN	TRAV ADVANCE	00176593	17002753	TRAV ADV SIGN RESEARCH PROG	01/31/18	262068	120.00-

GUTHRIE, STEPHEN

Sum								120.00-
00001	H'BURG CLINIC PA (PRISON	1103695790 M	00176408	17002541	SRV 10/20/17 MCNAIR PRISONER	01/31/18	262070	146.00-
00001	H'BURG CLINIC PA (PRISON	1103695780 M	00176408	17002542	SRV 10/20/17 MCNAIR PRISONER	01/31/18	262070	120.00-
00001	H'BURG CLINIC PA (PRISON	1095494920 S	00176408	17002543	SRV 7/17/17 SHELBY PRISONER	01/31/18	262070	146.00-
00001	H'BURG CLINIC PA (PRISON	398133M STMT	00176478	17002629	SRV 12/27/17 SIMS PRISONER	01/31/18	262070	611.00-

H'BURG CLINIC PA (PRISON

Sum								1,023.00-
00001	HANCOCK BANK TRUST & FIN	1/24/18 DUE	02018299	17002701	MDB 2001 BONDS 12/22/08	01/24/18	112472	2,314.65-

HANCOCK BANK TRUST & FIN

Sum								2,314.65-
00001	HARPER, PATRINA	TRAV ADVANCE	00176512	17002659	TRAV ADV CJIS TRAINING TAMPA	01/31/18	262074	735.00-

HARPER, PATRINA

Sum								735.00-
00001	HATTIESBURG AMERICAN ACC	H17770 00622	00176451	17002624	POLICE RECRUIT CLASS #35 ADS	01/31/18	262076	373.50-

HATTIESBURG AMERICAN ACC

Sum								373.50-

00001	HATTIESBURG HYDRAULICS I	72525	00176345	17002573	REPR PTS U#13982	01/31/18	262078	431.30-
00001	HATTIESBURG HYDRAULICS I	72617	00176518	17002827	REPRS U#18602 BUCKET TRUCK	01/31/18	262078	218.24-
HATTIESBURG HYDRAULICS I								
Sum								649.54-
00001	HAVARD PEST CONTROL INC	1234956	02018268	17002829	QTRLY SRV POLICE COMPLEX	01/31/18	262081	125.00-
00001	HAVARD PEST CONTROL INC	1234957	02018268	17002830	QTRLY SRV POLICE SUB-STA	01/31/18	262081	40.00-
00001	HAVARD PEST CONTROL INC	1234999	02018268	17002831	QTRLY SRV POLICE DISPATCH	01/31/18	262081	48.00-
00001	HAVARD PEST CONTROL INC	1234959	02018268	17002832	QTRLY SRV #3 FIRE STA	01/31/18	262081	48.00-
00001	HAVARD PEST CONTROL INC	1234960	02018268	17002833	QTRLY SRV #4 FIRE STA	01/31/18	262081	48.00-
00001	HAVARD PEST CONTROL INC	1234961	02018268	17002834	QTRLY SRV #5 FIRE STA	01/31/18	262081	48.00-
00001	HAVARD PEST CONTROL INC	1234965	02018268	17002835	QTRLY SRV #8 FIRE STA	01/31/18	262081	48.00-
00001	HAVARD PEST CONTROL INC	1234971	02018268	17002836	QTRLY SRV POLICE RANGE	01/31/18	262081	48.00-
00001	HAVARD PEST CONTROL INC	1234969	02018268	17002837	QTRLY SRV POL PAVLN LAKEVW	01/31/18	262081	50.00-
00001	HAVARD PEST CONTROL INC	1234972	02018268	17002838	QTRLY SRV CITY HALL	01/31/18	262081	65.00-
00001	HAVARD PEST CONTROL INC	1234989	02018268	17002839	QTRLY SRV CITY MED CLINIC	01/31/18	262081	48.00-
00001	HAVARD PEST CONTROL INC	1234980	02018268	17002840	QTRLY SRV ENGR OFFICES	01/31/18	262081	55.00-
00001	HAVARD PEST CONTROL INC	1234981	02018268	17002841	QTRLY SRV TRAFFIC BLDG	01/31/18	262081	45.00-
00001	HAVARD PEST CONTROL INC	1234984	02018268	17002842	QTRLY SRV TRAIN DEPOT	01/31/18	262081	85.00-
00001	HAVARD PEST CONTROL INC	1234997	02018268	17002843	QTRLY SRV HIGHLAND CEM	01/31/18	262081	40.00-
00001	HAVARD PEST CONTROL INC	1234998	02018268	17002844	QTRLY SRV SOUTH HILL CEM	01/31/18	262081	60.00-
HAVARD PEST CONTROL INC								
Sum								901.00-
00001	HEALTHWORKS LLC	20122410 SIM	00176318	17002445	POST ACCIDENT DRUG SCREEN	01/31/18	262082	74.00-
HEALTHWORKS LLC								
Sum								74.00-
00001	HICKS LAW FIRM, LLC	8438	00176277	17002444	SRVS SALIBA/PIERCE VS CITY	01/31/18	262083	460.00-
HICKS LAW FIRM, LLC								
Sum								460.00-
00001	HILL & BROOKS COFFEE & T	700843	00176661	17002855	COFFEE SERV M/ADM	01/31/18	262084	83.17-
00001	HILL & BROOKS COFFEE & T	701170	00176661	17002856	COFFEE SERV M/ADM	01/31/18	262084	76.41-
00001	HILL & BROOKS COFFEE & T	700687	00176661	17002857	COFFEE SERV M/ADM	01/31/18	262084	58.89-
00001	HILL & BROOKS COFFEE & T	701836	00176661	17002858	COFFEE SERV M/ADM	01/31/18	262084	25.74-
HILL & BROOKS COFFEE & T								
Sum								244.21-
00001	HISTORIC HATTIESBURG DOW	MEETING REG	00176397	17002537	MEETING REG 8 INDIV URBAN DEV	01/31/18	262086	120.00-
HISTORIC HATTIESBURG DOW								
Sum								120.00-
00001	HOLLAND VETERINARY HOSPI	ACCT#85 6681	00176514	17002657	SERVS POLICE K-9 BOYKE	01/31/18	262087	176.00-
HOLLAND VETERINARY HOSPI								
Sum								176.00-
00001	HOME DEPOT	974333	00175733	17002654	CHEST TOOLBOX TORNADO 1/17	01/31/18	262088	698.00-
00001	HOME DEPOT	1974310	00175717	17002666	AIR HOSE TRAFFIC DEPT	01/31/18	262088	89.94-
HOME DEPOT								
Sum								787.94-

00001 HUB CITY SPOKES	80840	00176479	17002613	CITY WIDE ADS AND NOTICES	01/31/18	262090	69.00-
00001 HUB CITY SPOKES	80957	00176560	17002722	CITY WIDE ADS AND NOTICES	01/31/18	262090	289.12-
HUB CITY SPOKES							
Sum							358.12-
00001 INDEPENDENT ELEVATOR INS	679 GENERAL	00176094	17002438	ELEVATOR INSPECT VARI LOC	01/31/18	262094	575.00-
INDEPENDENT ELEVATOR INS							
Sum							575.00-
00001 INDOFF INC	3054045	00176003	17002497	JANIT SUPP FIRE DEPT	01/31/18	262095	962.47-
00001 INDOFF INC	3057430	00176232	17002610	KHB SUPP SANIT DEPT	01/31/18	262095	169.93-
00001 INDOFF INC	3049799	00175791	17002667	KHB SUPP FRAZIER SANIT DEPT	01/31/18	262095	411.05-
INDOFF INC							
Sum							1,543.45-
00001 INTAPOL INDUSTRIES, INC	10255	00174467	17002451	MOTORCYCLE BOOTS VARI INDIV	01/31/18	262096	1,679.94-
00001 INTAPOL INDUSTRIES, INC	10255 FRT	00176275	17002459	FREIGHT CHG PO#174467	01/31/18	262096	84.00-
INTAPOL INDUSTRIES, INC							
Sum							1,763.94-
00001 INTERACT PUBLIC SAFETY S	MN0000011409	00176441	17002619	INFO SERVER/INTERFACE MAINT	01/31/18	262097	25,867.75-
INTERACT PUBLIC SAFETY S							
Sum							25,867.75-
00001 INTERFACE SECURITY SYSTE	18964395	00176649	17002868	SECURITY 2/18 HILND CEMETERY	01/31/18	262098	33.02-
00001 INTERFACE SECURITY SYSTE	18971947	00176649	17002869	SECURITY 2/18 SOUTH HILL CEM	01/31/18	262098	29.95-
INTERFACE SECURITY SYSTE							
Sum							62.97-
00001 INTL ASSN OF CHIEFS OF P	1001299488 P	00176388	17002512	MBRSHP DUES CHIEF PARKER	01/31/18	262099	150.00-
00001 INTL ASSN OF CHIEFS OF P	1827677 SIMS	00176503	17002661	2018 DUES MAJOR SIMS	01/31/18	262100	150.00-
00001 INTL ASSN OF CHIEFS OF P	MBRSHP FEE C	00176508	17002662	NEW MBRSHP ASST CHIEF SEALY	01/31/18	262101	150.00-
INTL ASSN OF CHIEFS OF P							
Sum							450.00-
00001 IRBY, STUART C CO	S010578145.0	00176440	17002853	QUARTZ LAMPS CONSTR DEPT	01/31/18	262102	29.70-
IRBY, STUART C CO							
Sum							29.70-
00001 IT'S PERSONAL	10007	00176447	17002621	MONOGRAM P/F ACDMY SHIRTS	01/31/18	262103	96.00-
IT'S PERSONAL							
Sum							96.00-
00001 J M H GRAPHICS	13055	00176303	17002578	ARBOR DAY EVENT T-SHIRTS	01/31/18	262104	624.00-
J M H GRAPHICS							
Sum							624.00-
00001 JOHNNY'S WRECKER SERVICE	35084	00176398	17002557	TOWING U#13174 PUBLIC WORKS	01/31/18	262105	350.00-
00001 JOHNNY'S WRECKER SERVICE	65094	00176588	17002766	TOWING U#12956 SANIT	01/31/18	262105	350.00-
JOHNNY'S WRECKER SERVICE							
Sum							700.00-

00001 KILLINGSWORTH, CHARLIE	TRAVEL REIMB	00176598	17002759	EXPNS INCIDENT REPORTING CLS	01/31/18	262111	120.26-
KILLINGSWORTH, CHARLIE							
Sum							120.26-
00001 KONE INC (MONTGOMERY KON	949810093	00176310	17002441	MAINT 1-3/18 CITY HALL	01/31/18	262112	1,175.97-
KONE INC (MONTGOMERY KON							
Sum							1,175.97-
00001 KRONOS INCORPORATED	11267402	00176389	17002509	SOFTWARE SUPPORT	01/31/18	262113	9,088.00-
KRONOS INCORPORATED							
Sum							9,088.00-
00001 LAMAR CTY SHERIFF	JAIL 12/17	00176476	17002630	INMATE HOUSING 12/17	01/31/18	262116	60.00-
LAMAR CTY SHERIFF							
Sum							60.00-
00001 LANCASTER'S MACHINE & WE	23393	00176026	17002471	REPAIR DRAIN COVERS	01/31/18	262117	700.00-
LANCASTER'S MACHINE & WE							
Sum							700.00-
00001 LARRY'S WRECKER SERVICE	3581	00176358	17002558	TOWING U#15963 PUBLIC WORKS	01/31/18	262118	75.00-
00001 LARRY'S WRECKER SERVICE	4151	00176461	17002620	TOWING U#18325 POLICE	01/31/18	262118	55.00-
00001 LARRY'S WRECKER SERVICE	4122	00176602	17002760	TOWING U#18327 POLICE	01/31/18	262118	55.00-
00001 LARRY'S WRECKER SERVICE	4123	00176602	17002761	TOWING U#16655 POLICE	01/31/18	262118	55.00-
LARRY'S WRECKER SERVICE							
Sum							240.00-
00001 LINEBARGER GOGGAN BLAIR	12/29/2017	02018284	17002598	POLICE FINES COLL.FEE	01/31/18	262119	255.11-
LINEBARGER GOGGAN BLAIR							
Sum							255.11-
00001 LUU, LISA	TRAV ADVANCE	00176641	17002785	TRAV ADV MMCCA CONF FLOWOOD	01/31/18	262121	230.00-
LUU, LISA							
Sum							230.00-
00001 LYNN PEAVEY COMPANY	339680	00175983	17002452	EVIDENCE TAPE	01/31/18	262122	438.50-
LYNN PEAVEY COMPANY							
Sum							438.50-
00001 MAC PAPERS	391352	00176297	17002645	PAPER SUPP MUN COURT/INFO TEC	01/31/18	262124	222.38-
00001 MAC PAPERS	391380	00176334	17002647	COPY PAPER MUN COURT	01/31/18	262124	282.80-
MAC PAPERS							
Sum							505.18-
00001 MCELHANEY PLUMBING INC	263335	00176263	17002475	PLUMB SUPP CONSTR DEPT	01/31/18	262127	49.90-
00001 MCELHANEY PLUMBING INC	263844	00176317	17002486	ROPE/SNAPS POLICE SHOP	01/31/18	262127	50.47-
00001 MCELHANEY PLUMBING INC	262198	00176347	17002501	FLUSH VALVE SANIT DEPT	01/31/18	262127	99.95-
00001 MCELHANEY PLUMBING INC	264191	00176590	17002782	PLUMB SUPP YOUTH ART MUSEUM	01/31/18	262127	21.55-
MCELHANEY PLUMBING INC							
Sum							221.87-
00001 MCMULLAN EQUIPMENT CO	379374-A1C	00174819	17002590	BRAKE REPR U#18320 POLICE	01/31/18	262129	644.53-

MCMULLAN EQUIPMENT CO							
Sum							644.53-
00001 MCNAIR, OLIVIA (REFUND)	DAMAGE DEP R	02018305	17002849	DAMAGE DEPOSIT REFUND	01/31/18	262131	100.00-
MCNAIR, OLIVIA (REFUND)							
Sum							100.00-
00001 MEDICAL ANALYSIS-GHV	10293	00176509	17002653	EMP CLINIC/LAB/SERUMS 1/18	01/31/18	262133	30,494.22-
MEDICAL ANALYSIS-GHV							
Sum							30,494.22-
00001 MID SOUTH UNIFORM & SUPP	571349	00175323	17002450	RAINCOATS/BDU'S/NAME PLATE	01/31/18	262136	1,776.50-
00001 MID SOUTH UNIFORM & SUPP	571613	00174328	17002559	UNIFORM BOOTS/SHIRTS VARI IND	01/31/18	262136	323.84-
00001 MID SOUTH UNIFORM & SUPP	571615	00174611	17002617	UNIFORM BOOTS BLACKMON POLICE	01/31/18	262136	81.50-
00001 MID SOUTH UNIFORM & SUPP	571752	00175954	17002754	UNIFORM SHIRTS ALLEN/SPEIGHTS	01/31/18	262136	154.00-
00001 MID SOUTH UNIFORM & SUPP	571862	00175982	17002755	UNIFORM PANTS MCDONALD/STOCK	01/31/18	262136	685.60-
00001 MID SOUTH UNIFORM & SUPP	571861	00176151	17002756	NAME PLATES/UNIFORMS LATERALS	01/31/18	262136	1,402.27-
00001 MID SOUTH UNIFORM & SUPP	571751	00176295	17002757	UNIFORMS SHIRTS/BELTS	01/31/18	262136	131.00-
MID SOUTH UNIFORM & SUPP							
Sum							4,554.71-
00001 MIDSOUTH SOLUTIONS	115514	00175594	17002743	ANNUAL UNIFORMS FIRE DEPT	01/31/18	262137	41,479.10-
MIDSOUTH SOLUTIONS							
Sum							41,479.10-
00001 MITCHELL TOOL SALES & SE	99258	00176314	17002513	HAND TOOL FIRE MECHANIC	01/31/18	262139	69.00-
00001 MITCHELL TOOL SALES & SE	99262	00176311	17002726	TOOL SWITCHES CONSTR DEPT	01/31/18	262139	54.00-
MITCHELL TOOL SALES & SE							
Sum							123.00-
00001 MS ASSN GOVT PURCH/PROP	151568412251	00176287	17002474	MBRSHP FEE T EVANS	01/31/18	262143	35.00-
00001 MS ASSN GOVT PURCH/PROP	REG EVANS 2/	00176458	17002631	REG EVANS MEETING 2/15/18	01/31/18	262143	20.00-
00001 MS ASSN GOVT PURCH/PROP	REG HILL 2/1	00176458	17002632	REG HILL MEETING 2/15/18	01/31/18	262143	25.00-
MS ASSN GOVT PURCH/PROP							
Sum							80.00-
00001 MS ASSN OF CHIEFS OF POL	MBRSHP FEE S	00176498	17002672	NEW MBRSHP ASST CHIEF SEALY	01/31/18	262144	100.00-
MS ASSN OF CHIEFS OF POL							
Sum							100.00-
00001 MS EMBROIDERY COMPANY	E 12505	00167742	17002697	UNIFORMS LDC PERMIT TECHS	01/31/18	262145	205.02-
00001 MS EMBROIDERY COMPANY	E 12615	00168613	17002698	UNIFORM SHIRTS LDC STAFF	01/31/18	262145	242.47-
MS EMBROIDERY COMPANY							
Sum							447.49-
00001 MS GRASS NURSERY	29204	00176238	17002852	GRASS SOD 1002 OAKLEY DR	01/31/18	262146	130.00-
MS GRASS NURSERY							
Sum							130.00-
00001 MS POLICE SUPPLY CO INC	I-2027	00175158	17002567	DUTY GEAR ASST CHIEF SEALY	01/31/18	262147	181.95-
MS POLICE SUPPLY CO INC							

Sum							181.95-
00001 MS POWER COMPANY	1/18 GENERAL	00020188	17002746	MNTHLY ELEC-GENERAL	01/31/18	262148	110,951.09-
MS POWER COMPANY							
Sum							110,951.09-
00001 NAPA AUTO PARTS	5930-569161	00175744	17002562	REPR PTS U#18098 FIRE DEPT	01/31/18	262151	597.96-
00001 NAPA AUTO PARTS	5930-569217	00175818	17002563	REPR PTS U#18557 FIRE DEPT	01/31/18	262151	30.08-
00001 NAPA AUTO PARTS	5930-570154	00176344	17002591	REPR PTS U#13174 STREET	01/31/18	262151	33.99-
NAPA AUTO PARTS							
Sum							662.03-
00001 NATL ASSN OF WOMEN HWY S	6384 MS178	00176282	17002440	CITY MEMBERSHIP DUES 2018	01/31/18	262152	35.00-
NATL ASSN OF WOMEN HWY S							
Sum							35.00-
00001 NATL ORG OF BLACK LAW EN	REG SIMS 7/2	00176485	17002673	REG SIMS TRNG CONF FLA	01/31/18	262153	425.00-
NATL ORG OF BLACK LAW EN							
Sum							425.00-
00001 NEBLETTS FRAME OUTLET	010001150	00176083	17002582	SHADOW BOX FRAMING MAYOR OFFC	01/31/18	262154	33.50-
NEBLETTS FRAME OUTLET							
Sum							33.50-
00001 NEWELL PAPER COMPANY	4018428	00176157	17002499	JANIT SUPP PUBLIC WORKS	01/31/18	262157	371.38-
00001 NEWELL PAPER COMPANY	4018689	00176355	17002586	FLOOR WAX POLICE DEPT	01/31/18	262157	398.20-
00001 NEWELL PAPER COMPANY	4019149	00176460	17002822	AIR FRESHNER POLICE BLDG	01/31/18	262157	157.33-
NEWELL PAPER COMPANY							
Sum							926.91-
00001 NORFOLK SOUTHERN CORP	90536714	00176319	17002482	2/18 LEASE RR ST PK LOT	01/31/18	262159	1,943.51-
NORFOLK SOUTHERN CORP							
Sum							1,943.51-
00001 NORTHERN TOOL & EQUIP CO	39398258	00175720	17002519	TOOLS/SUPP TRAFFIC DEPT	01/31/18	262161	565.19-
00001 NORTHERN TOOL & EQUIP CO	39567296	00175720	17002520	HAND TOOLS/SUPP TRAFFIC DEPT	01/31/18	262161	140.43-
NORTHERN TOOL & EQUIP CO							
Sum							705.62-
00001 OFFICE DEPOT INC	2146965031	00176122	17002526	OFFICE SUPP POLICE ADM	01/31/18	262162	105.96-
00001 OFFICE DEPOT INC	2148864193	00176259	17002592	OFFICE SUPP POLICE DEPT	01/31/18	262162	179.06-
OFFICE DEPOT INC							
Sum							285.02-
00001 OFFICE PRODUCTS PLUS	815649-0	00175721	17002439	OFFICE SUPP PURCHASING DEPT	01/31/18	262164	62.01-
00001 OFFICE PRODUCTS PLUS	816413-0	00175975	17002448	PAPER/OFFICE SUPP POLICE DEPT	01/31/18	262164	880.48-
00001 OFFICE PRODUCTS PLUS	816706-0	00175989	17002449	NOTARY STAMPS VARI INDIV	01/31/18	262164	177.00-
00001 OFFICE PRODUCTS PLUS	816413-1	00175975	17002461	FLOOR BUFFER/OFFICE SUPP	01/31/18	262164	1,665.96-
00001 OFFICE PRODUCTS PLUS	816413-2	00175975	17002462	OFFICE SUPP POLICE DEPT	01/31/18	262164	74.95-
00001 OFFICE PRODUCTS PLUS	817796-0	00176236	17002463	OFFICE SUPP FIRE DEPT	01/31/18	262164	99.96-
00001 OFFICE PRODUCTS PLUS	817497-0	00176156	17002491	VARI SUPP PUBLIC WORKS	01/31/18	262164	285.83-
00001 OFFICE PRODUCTS PLUS	816363-0	00175964	17002604	OFFICE/JANIT SUPP P/F ACADEMY	01/31/18	262164	641.48-
00001 OFFICE PRODUCTS PLUS	816363-1	00175964	17002605	OFFICE/JANIT SUPP P/F ACADEMY	01/31/18	262164	18.04-

00001	OFFICE PRODUCTS PLUS	815905-0	00175831	17002606	OFFICE SUPP FIRE ADM	01/31/18	262164	94.25-
00001	OFFICE PRODUCTS PLUS	818559-0 & 8	00176413	17002655	OFFICE SUPP POLICE DEP	01/31/18	262164	434.44-
00001	OFFICE PRODUCTS PLUS	818559-1	00176413	17002656	COLUMNAR BOOK FOR EVIDENCE	01/31/18	262164	151.99-
00001	OFFICE PRODUCTS PLUS	817378-0	00176133	17002663	OFFICE SUPP FIRE DEPT	01/31/18	262164	133.90-
00001	OFFICE PRODUCTS PLUS	817378-1	00176133	17002664	OFFICE SUPP FIRE DEPT	01/31/18	262164	54.74-
00001	OFFICE PRODUCTS PLUS	818794-0	00176432	17002742	LOG BOOKS FOR FIRE STATIONS	01/31/18	262164	339.08-
00001	OFFICE PRODUCTS PLUS	816495-0	00175981	17002758	DOOR LETTERING POLICE DEPT	01/31/18	262164	50.00-
00001	OFFICE PRODUCTS PLUS	818949-0	00176481	17002773	KEYBOARD/MOUSE U DEV DIRECTOR	01/31/18	262164	38.99-
00001	OFFICE PRODUCTS PLUS	818915-0	00176464	17002823	OFFICE SUPP PUBLIC WORKS	01/31/18	262164	223.31-
OFFICE PRODUCTS PLUS								
Sum								5,426.41-
00001	OTTO ENVIRONMENTAL SYS N	INV-5362	00174715	17002577	RECYCLING CARTS SANIT DEPT	01/31/18	262165	14,722.00-
OTTO ENVIRONMENTAL SYS N								
Sum								14,722.00-
00001	OVERHEAD DOOR CO OF HBUR	84384	00176420	17002595	BAY DOOR REPR #4 FIRE STA	01/31/18	262166	368.00-
00001	OVERHEAD DOOR CO OF HBUR	84385	00176422	17002596	BAY DOOR REPR #7 FIRE STA	01/31/18	262166	379.50-
00001	OVERHEAD DOOR CO OF HBUR	84414	00174663	17002665	BAY DOOR REPR #1 FIRE STA	01/31/18	262166	285.50-
OVERHEAD DOOR CO OF HBUR								
Sum								1,033.00-
00001	OWENS BUSINESS MACHINES	341987	00176386	17002506	COPIER 11/17 M/ADM	01/31/18	262167	187.00-
00001	OWENS BUSINESS MACHINES	341988	00176386	17002507	COPIER 11/17 M/ADM	01/31/18	262167	52.62-
OWENS BUSINESS MACHINES								
Sum								239.62-
00001	PEARL RIVER VALLEY EPA (	1/18 GENERAL	00020188	17002748	MNTHLY 1/18 PUBLIC SERVICES	01/31/18	262171	1,716.08-
PEARL RIVER VALLEY EPA (								
Sum								1,716.08-
00001	PINE BELT OIL COMPANY IN	10533221	00176453	17002820	GAS FOR FUEL STATION	01/31/18	262177	9,358.86-
00001	PINE BELT OIL COMPANY IN	1184948	00176453	17002821	DIESEL FOR FUEL STATION	01/31/18	262177	6,241.20-
PINE BELT OIL COMPANY IN								
Sum								15,600.06-
00001	PINE BELT REGIONAL SOLID	100006 12/17	00176272	17002479	REFUSE DISPOSAL 12/17 SANIT	01/31/18	262178	36,536.87-
PINE BELT REGIONAL SOLID								
Sum								36,536.87-
00001	PINEBELT DOOR & HARDWARE	12808	00176189	17002532	REPAIR DOOR CLOSER	01/19/18	112445	230.00-
00001	PINEBELT DOOR & HARDWARE	12699	00173363	17002533	INSTALL LOCK AT FIRE STATION 8	01/19/18	112446	555.00-
00001	PINEBELT DOOR & HARDWARE	12812	00176042	17002466	SECURITY LOCK FIRE ADM OFFICE	01/31/18	262179	555.00-
PINEBELT DOOR & HARDWARE								
Sum								1,340.00-
00001	PRECISION DELTA CORP	10783	00176267	17002498	PRACTICE AMMO SWORN OFFICER	01/31/18	262183	124.25-
00001	PRECISION DELTA CORP	10810	00176293	17002637	AMMUNITION P/F ACADEMY	01/31/18	262183	497.00-
PRECISION DELTA CORP								
Sum								621.25-
00001	PUCKETT RENTS	632578-0001	00175598	17002473	SWEEPER RENT SNOW STORM 2017	01/31/18	262184	363.60-

00001 PUCKETT RENTS	635769-0001	00175366	17002522	YELLOW PADS FOR SIDEWALKS	01/31/18	262184	1,559.87-
00001 PUCKETT RENTS	635820-0001	00175366	17002523	YELLOW PADS FOR SIDEWALKS	01/31/18	262184	839.93-
00001 PUCKETT RENTS	636426-0001	00176357	17002609	SWEEPER RENT SNOW STORM 1/18	01/31/18	262184	363.60-
PUCKETT RENTS							
Sum							3,127.00-
00001 REGIONS BANK (SANITATION	001-0000902-	02018273	17002535	GARB TRUCK LEASE DUE 1/18	01/19/18	112449	41,376.52-
REGIONS BANK (SANITATION							
Sum							41,376.52-
00001 RICOH CORP	23991322	00176638	17002795	COPIER 2/18 LAND CODE	01/31/18	262187	110.00-
RICOH CORP							
Sum							110.00-
00001 RJ YOUNG COMPANY	INV2235023	00176301	17002442	COPIER 11/16-12/15/17 MPO	01/31/18	262188	174.00-
00001 RJ YOUNG COMPANY	INV2232656	00176302	17002443	COPIER 11/17-12/16/17 GIS	01/31/18	262188	128.00-
00001 RJ YOUNG COMPANY	INV2192507	00176327	17002504	COPIER 10/25-11/24/17 COURT	01/31/18	262188	335.00-
00001 RJ YOUNG COMPANY	INV2192217	00176327	17002505	COPIER 10/24-11/23/17 COURT	01/31/18	262188	168.00-
00001 RJ YOUNG COMPANY	INV2265132	00176418	17002536	COPIER 12/6-1/5/18 PLANNING	01/31/18	262188	369.00-
00001 RJ YOUNG COMPANY	INV2270013	00176214	17002597	PRINTER TONER P/W SHOP	01/31/18	262188	100.48-
00001 RJ YOUNG COMPANY	INV2249727	00176416	17002648	COPIER 11/24-12/22/17 COURT	01/31/18	262188	346.98-
00001 RJ YOUNG COMPANY	INV2248262	00176416	17002649	COPIER 11/25-12/24/17 COURT	01/31/18	262188	384.20-
00001 RJ YOUNG COMPANY	INV2277420	00176501	17002651	COPIER 12/17-1/18 CITY CLERK	01/31/18	262188	298.00-
00001 RJ YOUNG COMPANY	INV2278867	00176504	17002652	COPIER 12/17-1/18 MPO DEPT	01/31/18	262188	174.00-
00001 RJ YOUNG COMPANY	INV2249727	00176576	17002751	COPIER 11/24-12/23/17 COURT	01/31/18	262188	168.00-
00001 RJ YOUNG COMPANY	INV2248262	00176576	17002752	COPIER 11/25-12/24/17 COURT	01/31/18	262188	335.00-
RJ YOUNG COMPANY							
Sum							2,980.66-
00001 ROGERS, KEVIN	TITLE OPINIO	00176403	17002540	TITLE OPINIONS (4) LAND CODE	01/31/18	262189	600.00-
ROGERS, KEVIN							
Sum							600.00-
00001 SACKS OUTDOOR SUPPLY	RC1000112725	00176079	17002736	S.T.A.R. UNIFORM GEAR	01/31/18	262191	4,990.00-
SACKS OUTDOOR SUPPLY							
Sum							4,990.00-
00001 SHERWIN-WILLIAMS COMPANY	4346-0	00174829	17002489	PAINT SUPP TRAFFIC DEPT	01/31/18	262193	486.00-
SHERWIN-WILLIAMS COMPANY							
Sum							486.00-
00001 SIMS, JULIUS HARDY	TRAV ADVANCE	00176487	17002671	TRAV ADV TRNG CONF/EXHIB FLA	01/31/18	262195	1,325.00-
SIMS, JULIUS HARDY							
Sum							1,325.00-
00001 SLEDGE, BILLY	RECYCLING RF	02018286	17002642	RECYCLING RFD	01/31/18	262196	3.00-
SLEDGE, BILLY							
Sum							3.00-
00001 SOUTHERN BONE & JOINT SP	126557 STRIC	00176407	17002544	11/16 & 2/17 STRICKLAND PRSNR	01/31/18	262199	336.00-
SOUTHERN BONE & JOINT SP							

Sum							336.00-
00001 SOUTHERN MS PINE STRAW	10796	00174878	17002496	PINE STRAW C HALL FLOWER BEDS	01/31/18	262200	220.00-
SOUTHERN MS PINE STRAW							
Sum							220.00-
00001 SOUTHERN PINE ELECTRIC P	1/18 GENERAL	00020186	17002749	MNTHLY 1/18 PUBLIC SERVICES	01/31/18	262202	1,287.05-
SOUTHERN PINE ELECTRIC P							
Sum							1,287.05-
00001 SOUTHERN TIRE MART LLC	9028304	00175994	17002472	TIRE REPR U#13048	01/31/18	262205	125.30-
00001 SOUTHERN TIRE MART LLC	11140988	00176526	17002783	TIRES U#15892/15893 SANIT	01/31/18	262205	2,538.70-
00001 SOUTHERN TIRE MART LLC	14344273	00176231	17002784	REPRS U#15892 SANIT	01/31/18	262205	1,493.88-
SOUTHERN TIRE MART LLC							
Sum							4,157.88-
00001 SPEEDY PRINTING & SIGNS	24842	00176254	17002564	CAUTION DECALS TREE CREW UNTS	01/31/18	262207	45.00-
SPEEDY PRINTING & SIGNS							
Sum							45.00-
00001 SPENCER FABRICATION INC	4666	00172966	17002446	BUS SHELTERS/BENCHES/BIKE RKS	01/31/18	262208	49,950.00-
SPENCER FABRICATION INC							
Sum							49,950.00-
00001 SPIRE ENERGY	1/18 GENERAL	00020188	17002747	MNTHLY GAS-GENERAL	01/31/18	262209	3,603.79-
SPIRE ENERGY							
Sum							3,603.79-
00001 STANDARD OFFICE SUPPLY C	0074856-001	00176257	17002650	OFFICE SUPP TAX DEPT	01/31/18	262210	512.85-
STANDARD OFFICE SUPPLY C							
Sum							512.85-
00001 STAPLES	8048198881	00176130	17002770	OFFICE SUPP URBAN DEV	01/31/18	262211	85.00-
00001 STAPLES	8048213246	00176130	17002771	OFFICE SUPP URBAN DEV	01/31/18	262211	51.19-
00001 STAPLES	8048310749	00176130	17002772	OFFICE SUPP URBAN DEV	01/31/18	262211	57.29-
STAPLES							
Sum							193.48-
00001 STATE FIRE ACADEMY	25935 BUTLER	00176468	17002625	REG BUTLER CPAT EXAM 9/26/17	01/31/18	262212	40.00-
STATE FIRE ACADEMY							
Sum							40.00-
00001 TEMPLE INC	INV0169980	00174771	17002467	TRAFFIC SIGNAL LED/S	01/31/18	262218	5,280.00-
00001 TEMPLE INC	INV0170561	00174771	17002468	TRAFFIC SIGNAL LED'S	01/31/18	262218	2,136.00-
TEMPLE INC							
Sum							7,416.00-
00001 THYSSENKRUPP ELEVATOR CO	3003621921	00176316	17002481	MAINT 1/18 PINE ST GARAGE	01/31/18	262219	483.78-
THYSSENKRUPP ELEVATOR CO							
Sum							483.78-
00001 TOWNSEND, KIMBERLY	TRAV ADVANCE	00176431	17002580	TRAV ADV HOUSING CONF BILOXI	01/31/18	262221	223.46-

TOWNSEND, KIMBERLY

Sum							223.46-
00001 TYLER TECHNOLGIES INC	025-211966	00176613	17002786	IG WORKFORCE SUPPORT/MAINT	01/31/18	262224	1,321.90-

TYLER TECHNOLGIES INC

Sum							1,321.90-
00001 UNITED FENCE COMPANY	PO#176205 1/	00176205	17002524	FENCE SUPP PUBLIC WORKS	01/31/18	262227	189.30-

UNITED FENCE COMPANY

Sum							189.30-
00001 UWOOD CO INC	13232	00176300	17002502	JACK U#5545 CEMETERY	01/31/18	262229	66.99-

UWOOD CO INC

Sum							66.99-
00001 VERIZON WIRELESS	9799111507	00176405	17002538	HPD WIRELESS SERVICE	01/31/18	262231	2,400.70-

VERIZON WIRELESS

Sum							2,400.70-
00001 VULCAN MATERIALS CO	50383855	00176399	17002744	LIMESTONE VARI LOC	01/31/18	262232	3,417.68-

VULCAN MATERIALS CO

Sum							3,417.68-
00001 WAL-MART STORES INC	008902	00175647	17002775	COMPUTER SUPP MAYOR'S CNF RM	01/31/18	262233	179.00-
00001 WAL-MART STORES INC	001063	00175926	17002776	REFRIGERATOR POLICE ADM	01/31/18	262233	148.00-
00001 WAL-MART STORES INC	002012	00176235	17002777	VACUUM CLNR DISPATCH/SUB-STA	01/31/18	262233	118.00-

WAL-MART STORES INC

Sum							445.00-
00001 WALKER, DARLA F	RECYCLING RF	00201887	17002700	RECYCLING RFD	01/31/18	262234	87.00-

WALKER, DARLA F

Sum							87.00-
00001 WARREN PAVING INC	5500	00174330	17002695	HOT ASPHALT VARI LOC	01/31/18	262237	595.36-

WARREN PAVING INC

Sum							595.36-
00001 WASTE MANAGEMENT OF SOUT	0010492-2526	00176273	17002480	WASTE DISPOSAL SANIT	01/31/18	262238	2,211.22-
00001 WASTE MANAGEMENT OF SOUT	0010513-2526	00176550	17002728	WASTE DISPOSAL SANIT DEPT	01/31/18	262238	1,310.76-

WASTE MANAGEMENT OF SOUT

Sum							3,521.98-
00001 WATCH GUARD VIDEO	BCMINV000464	00175625	17002762	CAMERAS/RADAR 10 NEW UNITS	01/31/18	262239	15,475.00-
00001 WATCH GUARD VIDEO	4REINV000678	00175625	17002763	CAMERAS/RADAR 10 NEW UNITS	01/31/18	262239	62,275.00-

WATCH GUARD VIDEO

Sum							77,750.00-
00001 WATERS INTERNATIONAL TRU	08P847291	00176088	17002464	REPR PTS U#18099/18100 FIRE	01/31/18	262241	665.44-
00001 WATERS INTERNATIONAL TRU	08P847985	00176527	17002780	REPR PTS U#12956 STREET	01/31/18	262241	733.72-
00001 WATERS INTERNATIONAL TRU	08S814882	00176109	17002825	REPRS U#12891 DUMP TRUCK CEM	01/31/18	262241	7,116.49-

WATERS INTERNATIONAL TRU

Sum							8,515.65-
00001 WATKINS & EAGAR	383997	00176349	17002484	SRV 12/17 GULF RESTORA NETWRK	01/31/18	262242	3,061.50-
WATKINS & EAGAR							
Sum							3,061.50-
00001 WATTS BROTHERS TRACTOR C	01-32241	00175364	17002745	REPR PTS U#15999 STREET	01/31/18	262245	765.62-
WATTS BROTHERS TRACTOR C							
Sum							765.62-
00001 WHEELER'S JANITORIAL SUP	0401677	00176155	17002500	GARBAGE BAGS PUBLIC WORKS	01/31/18	262246	245.00-
WHEELER'S JANITORIAL SUP							
Sum							245.00-
00001 WORKWELL SERVICES (NEW V	37373	00176437	17002626	FIREFIGHTER PHYSICAL EXAM	01/31/18	262247	83.00-
WORKWELL SERVICES (NEW V							
Sum							83.00-
00001 YAWN, JAMES	TRAVEL RIEMB	00176442	17002623	EXPNS HAZMAT CLASSES JACKSON	01/31/18	262248	74.98-
YAWN, JAMES							
Sum							74.98-
00001 98 WASTE LLC	1037	00176467	17002633	RUBBISH DISPOSAL SANIT DEPT	01/31/18	262253	7,994.00-
00001 98 WASTE LLC	1053	00176524	17002727	RUBBISH DISPOSAL SANIT DEPT	01/31/18	262253	8,064.00-
98 WASTE LLC							
Sum							16,058.00-
Sum							1,766,479.82-

CITY OF HATTIESBURG
DOCKET OF CLAIMS
PERIOD ENDING JANUARY 31, 2018

Date - 01/29/18

Vendor	Invoice Number	Purchase Order	Claims Number	Item Description	Check Date	Check No.	Check Amount
PARKS & RECREATION FUND							
00002 A & R FARM AND GARDEN	313574	00176034	17000395	TRASH CANS GRNDS MAINT	01/31/18	261961	580.00-
00002 A & R FARM AND GARDEN	313441	00175291	17000462	GRASS SEED DUNCAN LAKE	01/31/18	261961	245.00-
A & R FARM AND GARDEN							
Sum							825.00-
00002 AAMCO TRANS/AUTOMOTIVE S	135957	00173806	17000442	DRIVE SHAFT REPR U#14143 REC	01/31/18	261964	345.00-
AAMCO TRANS/AUTOMOTIVE S							
Sum							345.00-
00002 ALLBRITTON CHAIN SAW & L	54508	00176619	17000468	REPR BLOWERS GRNDS MAINT	01/31/18	261973	363.55-
ALLBRITTON CHAIN SAW & L							
Sum							363.55-
00002 ANDERSON RETAIL INC	133393	00176335	17000417	PLUMB SUPP DUNCAN LAKE RESTRM	01/31/18	261978	600.77-
ANDERSON RETAIL INC							
Sum							600.77-
00002 ARDY,S AUTO SPA	#1	00176215	17000404	CLEANING U#14143 REC ADM	01/31/18	261980	300.00-
ARDY,S AUTO SPA							
Sum							300.00-
00002 AT&T MOBILITY	287273578351	00176421	17000420	WIRELESS SERV 12/18 PKS/REC	01/31/18	261988	220.17-
AT&T MOBILITY							
Sum							220.17-
00002 AUTO ARMATURE SERVICE IN	10864	00176482	17000440	BATTERY U#18867 MOWER	01/31/18	261990	112.95-
00002 AUTO ARMATURE SERVICE IN	10929	00176594	17000451	BATTERY U#13034 SANDPRO	01/31/18	261990	44.95-
AUTO ARMATURE SERVICE IN							
Sum							157.90-
00002 B S N SPORTS	901359447	00175922	17000412	YTH BASKTBALL JERSEYS MCNAIR	01/31/18	261991	5,058.51-
00002 B S N SPORTS	901359447 FR	00176028	17000415	FRT CHG PO#175922 JERSEYS	01/31/18	261991	1,129.68-
B S N SPORTS							
Sum							6,188.19-
00002 BEMBRY, TERRANCE J	SPORTS SERVS	02018300	17000427	SPORTS SUPPORT SERVICES	01/31/18	261993	192.00-
BEMBRY, TERRANCE J							
Sum							192.00-
00002 BRACKMAN MOWER WAREHOUSE	35607	00176006	17000396	WEEDEATER SUPP	01/31/18	262000	350.95-
BRACKMAN MOWER WAREHOUSE							
Sum							350.95-
00002 BROWN, BRAXTON	SPORTS SERVS	02018300	17000428	SPORTS SUPPORT SERVICES	01/31/18	262003	204.00-

BROWN, BRAXTON

Sum								204.00-
00002	BURKETT RADIATOR SHOP	65389(A)	00176324	17000416	A/C REPR U#11961 TRUCK	01/31/18	262008	742.00-
00002	BURKETT RADIATOR SHOP	65389(B)	00176356	17000418	ADDL AMT DUE PO#176324	01/31/18	262008	140.00-
00002	BURKETT RADIATOR SHOP	65408	00176611	17000463	REPRS U#9603 TRUCK	01/31/18	262008	113.11-

BURKETT RADIATOR SHOP

Sum								995.11-
00002	CAMPER CITY OF HATTIESBU	40190	00176165	17000411	REPR PTS U#20460 DIRECTOR	01/31/18	262010	656.00-

CAMPER CITY OF HATTIESBU

Sum								656.00-
00002	CARQUEST AUTO PARTS STOR	14758-102389	00176004	17000410	LUBRICANTS GRNDS MAINT UNITS	01/31/18	262017	247.20-
00002	CARQUEST AUTO PARTS STOR	14758-102832	00176307	17000443	REPR PTS U#18680 REC ADM	01/31/18	262017	66.27-

CARQUEST AUTO PARTS STOR

Sum								313.47-
00002	CITY OF HATTIESBURG FUND	TRF 2ND 1/18	02018273	17000405	TRF 2ND 1/18 PAYROLL	01/17/18	311728	49,869.10-

CITY OF HATTIESBURG FUND

Sum								49,869.10-
00002	CLEMTS HARDWARE	119667	00176331	17000421	HAND TOOLS REC MAINT	01/31/18	262027	581.57-
00002	CLEMTS HARDWARE	119668	00176411	17000422	ROPE/CLIPS GRNDS MAINT	01/31/18	262027	44.93-

CLEMTS HARDWARE

Sum								626.50-
00002	COMMERCIAL STATIONERY CO	408519-0	00176261	17000402	PAPER/PENS MCNAIR CENTER	01/31/18	262033	291.59-
00002	COMMERCIAL STATIONERY CO	408482-0	00176179	17000403	OFFICE SUPP MCNAIR CENTER	01/31/18	262033	160.85-

COMMERCIAL STATIONERY CO

Sum								452.44-
00002	CONNER, TOBARRA	SPORTS SERVS	02018300	17000429	SPORTS SUPPORT SERVICES	01/31/18	262036	264.00-

CONNER, TOBARRA

Sum								264.00-
00002	DIXIE YOUTH BASEBALL	2018 DIXIE Y	00176633	17000456	CONTRACT 2/18-8/18	01/31/18	262043	15,000.00-

DIXIE YOUTH BASEBALL

Sum								15,000.00-
00002	FERGUSON ENTERPRISES INC	7404394	00175511	17000398	PLUMB SUPP TATUM SOC RESTRM	01/31/18	262052	180.68-
00002	FERGUSON ENTERPRISES INC	7475083	00176013	17000414	FLOOR REPR MATLS TATUM SOCCER	01/31/18	262052	78.42-
00002	FERGUSON ENTERPRISES INC	7509829	00176341	17000424	PLUMB SUPP DUNCAN LAKE RESTRM	01/31/18	262052	43.27-

FERGUSON ENTERPRISES INC

Sum								302.37-
00002	FLOWERS BY MARIAM	009720	00174769	17000397	CHRISTMAS BOWS	01/31/18	262053	1,100.00-

FLOWERS BY MARIAM

Sum								1,100.00-
00002	GARNER LUMLEY ELECTRIC S	545107	00176014	17000413	CANOPY LIGHT BEV HILL WLK TRL	01/31/18	262057	138.50-

GARNER LUMLEY ELECTRIC S

Sum								138.50-
00002	GILES, CURTIA L	SPORTS SERVS	02018300	17000430	SPORTS SUPPORT SERVICES	01/31/18	262061	48.00-
GILES, CURTIA L								
Sum								48.00-
00002	GLOBAL SECURITY COMPANY	10191	00176523	17000441	SECURITY YOUTH BSKTBALL 1/18	01/31/18	262065	680.00-
GLOBAL SECURITY COMPANY								
Sum								680.00-
00002	H'BURG ARTS COUNCIL	2018 CONTRAC	00176631	17000457	CONTRACT 10/17-9/18	01/31/18	262069	20,760.00-
H'BURG ARTS COUNCIL								
Sum								20,760.00-
00002	H'BURG LITTLE LEAGUE	2018 CONTRAC	00176634	17000458	CONTRACT 3/18-9/18	01/31/18	262071	18,784.00-
H'BURG LITTLE LEAGUE								
Sum								18,784.00-
00002	H'BURG YOUTH SOCCER ASSN	2018 CONTRAC	00176632	17000459	CONTRACT 10/17-9/18	01/31/18	262072	10,000.00-
H'BURG YOUTH SOCCER ASSN								
Sum								10,000.00-
00002	HARRIS, TYRELL R	SPORTS SERVS	02018300	17000431	SPORTS SUPPORT SERVICES	01/31/18	262075	48.00-
HARRIS, TYRELL R								
Sum								48.00-
00002	HAVARD PEST CONTROL INC	1238574	00175680	17000423	PEST CONTROL STATIONS TATUM	01/31/18	262081	100.00-
00002	HAVARD PEST CONTROL INC	1234974	02018268	17000465	QTRLY SRV BOYS BROTHERHOOD	01/31/18	262081	48.00-
00002	HAVARD PEST CONTROL INC	1234966	02018268	17000466	QTRLY SRV DAHMER POOL	01/31/18	262081	48.00-
HAVARD PEST CONTROL INC								
Sum								196.00-
00002	HUGHES SUPPLY	S151877965.0	00176099	17000447	A/C REPR PTS S ANTONIO TRLR	01/31/18	262091	46.90-
HUGHES SUPPLY								
Sum								46.90-
00002	HYDRACLEAN, LLC	14668	00176513	17000469	COUCH CLEANING MCNAIR CENTER	01/31/18	262093	100.00-
HYDRACLEAN, LLC								
Sum								100.00-
00002	INDOFF INC	3057893	00176309	17000450	OFFICE SUPP TATUM REC	01/31/18	262095	322.36-
INDOFF INC								
Sum								322.36-
00002	J M H GRAPHICS	13048	00176266	17000464	UNIFORM SHIRTS PKS/REC	01/31/18	262104	200.36-
J M H GRAPHICS								
Sum								200.36-
00002	JORDAN, DEXTER JR	SPORTS SERVS	02018300	17000432	SPORTS SUPPORT SERVICES	01/31/18	262108	120.00-
JORDAN, DEXTER JR								
Sum								120.00-
00002	KEELING COMPANY (HATTIES	S3308201.001	00174862	17000425	PLUMB SUPP DAHMER PARK	01/31/18	262109	90.48-

KEELING COMPANY (HATTIES							
Sum							90.48-
00002 KETTLEY, ANNETTE	SPORTS SERVS	02018300	17000433	SPORTS SUPPORT SERVICES	01/31/18	262110	68.00-
KETTLEY, ANNETTE							
Sum							68.00-
00002 MOTT, ANDREW	SPORTS SERVS	02018300	17000434	SPORTS SUPPORT SERVICES	01/31/18	262141	164.00-
MOTT, ANDREW							
Sum							164.00-
00002 MS POWER COMPANY	1/18 PKS/REC	00020188	17000444	MNTHLY ELEC-PARKS & REC	01/31/18	262148	11,559.26-
MS POWER COMPANY							
Sum							11,559.26-
00002 N & H ELECTRONIC DISTRIB	179716	00176097	17000406	CABLE TIES KP TENNIS COURTS	01/31/18	262149	23.80-
N & H ELECTRONIC DISTRIB							
Sum							23.80-
00002 NEEL-SCHAFFER INC	1049097 PH 3	00176265	17000401	SRV 11/17 SULLIVAN PK PAVILN	01/31/18	262155	1,691.02-
NEEL-SCHAFFER INC							
Sum							1,691.02-
00002 NEWELL PAPER COMPANY	4018335	00176132	17000426	FLOOR WAX PRESSBOXES/CNCESSNS	01/31/18	262157	208.09-
00002 NEWELL PAPER COMPANY	4018387	00176005	17000446	WASP/HORNET SPRAY GRNDS MAINT	01/31/18	262157	144.00-
NEWELL PAPER COMPANY							
Sum							352.09-
00002 NOON DAY OPTIMIST CLUB-D	2018 CONTRAC	00176636	17000460	CONTRACT 3/18-9/18	01/31/18	262158	12,200.00-
NOON DAY OPTIMIST CLUB-D							
Sum							12,200.00-
00002 OFFICE DEPOT INC	997467004001	00176268	17000461	FURNITURE DIRECTOR MCNAIR CTR	01/31/18	262162	837.96-
OFFICE DEPOT INC							
Sum							837.96-
00002 PHILLIPS BARK PROCESSING	123625	00176016	17000437	HARDWOOD MULCH TATUM PARK	01/31/18	262174	1,410.00-
00002 PHILLIPS BARK PROCESSING	123632	00176016	17000438	PLAYGRND MULCH KAMPER PARK	01/31/18	262174	1,690.00-
00002 PHILLIPS BARK PROCESSING	123737	00176016	17000439	PLAYGRND MULCH KAMPER PARK	01/31/18	262174	1,690.00-
PHILLIPS BARK PROCESSING							
Sum							4,790.00-
00002 PIERCE PLUMBING INC	600953	00176436	17000470	PLUMB REPRS TATUM SOCCER	01/31/18	262175	481.83-
PIERCE PLUMBING INC							
Sum							481.83-
00002 PIONEER MANUFACTURING CO	INV665159	00176224	17000448	BALLFIELD MARKING PAINT	01/31/18	262180	1,790.00-
PIONEER MANUFACTURING CO							
Sum							1,790.00-
00002 POWELL, RANDY	SPORTS SERVS	02018300	17000435	SPORTS SUPPORT SERVICES	01/31/18	262182	204.00-

POWELL, RANDY								
Sum								204.00-
00002	SANFORD, JOHN L JR INC	50499	00175904	17000467	TOPSOIL TATUM BASEBALL	01/31/18	262192	200.00-
SANFORD, JOHN L JR INC								
Sum								200.00-
00002	SHERWIN-WILLIAMS COMPANY	7363-4	00174335	17000409	BALLFIELD PAINT	01/31/18	262193	170.50-
SHERWIN-WILLIAMS COMPANY								
Sum								170.50-
00002	SOUTHERN ON SITE STORAGE	58637	00176101	17000399	PORTALETS TATUM PARK	01/31/18	262201	170.00-
00002	SOUTHERN ON SITE STORAGE	58638	00176101	17000400	PORTALETS AT TSP	01/31/18	262201	170.00-
SOUTHERN ON SITE STORAGE								
Sum								340.00-
00002	SOUTHERN PIPE & SUPPLY C	1484019-00	00176069	17000407	PLUMB SUPP GRNDS MAINT	01/31/18	262203	833.01-
00002	SOUTHERN PIPE & SUPPLY C	1484019-01	00176069	17000408	PLUMB SUPP GRNDS MAINT	01/31/18	262203	217.37-
SOUTHERN PIPE & SUPPLY C								
Sum								1,050.38-
00002	SOUTHERN TIRE MART #9 (M	9028206	00176131	17000449	BRAKE REPR U#18560 TRUCK	01/31/18	262204	427.90-
SOUTHERN TIRE MART #9 (M								
Sum								427.90-
00002	SPEEDY PRINTING & SIGNS	24849	00176312	17000419	SURVEILLANCE SIGNS TATUM PARK	01/31/18	262207	206.50-
SPEEDY PRINTING & SIGNS								
Sum								206.50-
00002	SPIRE ENERGY	1/18 PKS/REC	00020188	17000445	MNTHLY GAS-PARKS & REC	01/31/18	262209	594.79-
SPIRE ENERGY								
Sum								594.79-
00002	STEWART, LARRY	SPORTS SERVS	02018300	17000436	SPORTS SUPPORT SERVICES	01/31/18	262213	192.00-
STEWART, LARRY								
Sum								192.00-
00002	TRUCKS PLUS AUTO ACCESSO	36480	00176568	17000452	LIGHT REPR U#16176 TRAILER	01/31/18	262223	60.00-
TRUCKS PLUS AUTO ACCESSO								
Sum								60.00-
00002	UNITED RENTALS (NORTH AM	150078080-00	00176620	17000455	PORTABLE LIGHT TATUM SOCCER	01/31/18	262228	2,496.00-
UNITED RENTALS (NORTH AM								
Sum								2,496.00-
00002	WAL-MART STORES INC	005443	00175812	17000453	SENIOR CHRISTMAS SUPPLIES	01/31/18	262233	179.76-
WAL-MART STORES INC								
Sum								179.76-

00002 WATER FLOW PRODUCTIONS I 10427	00176612 17000454 SPRINKLER/LEAK REPR TATUM SOC	01/31/18	262240	1,120.56-
WATER FLOW PRODUCTIONS I				
Sum				1,120.56-
Sum				172,061.47-

CITY OF HATTIESBURG
DOCKET OF CLAIMS
PERIOD ENDING JANUARY 31, 2018

Date - 01/29/18

Vendor	Invoice Number	Purchase Order	Claims Number	Item Description	Check Date	Check No.	Check Amount
HATT.MUNICIPAL FIRE PROTECTION							
00005 BUNKER GEAR SPECIALISTS	31522	00175422	17000035	FIREFIGHTER HELMETS	01/31/18	262007	1,049.44-
BUNKER GEAR SPECIALISTS							
Sum							1,049.44-
00005 EMERGENCY EQUIPMENT PROF	431261	00175423	17000040	SCBA EQUIPMENT	01/31/18	262047	1,328.00-
EMERGENCY EQUIPMENT PROF							
Sum							1,328.00-
00005 NAFECO-NORTH AMERICA FIR	899624	00174114	17000036	YELLOW FIRE HOSE	01/31/18	262150	13,875.00-
00005 NAFECO-NORTH AMERICA FIR	902403	00174114	17000037	YELLOW FIRE HOSE	01/31/18	262150	1,580.00-
00005 NAFECO-NORTH AMERICA FIR	902947	00174114	17000038	WHITE FIRE HOSE	01/31/18	262150	4,620.00-
00005 NAFECO-NORTH AMERICA FIR	910910	00174114	17000039	RED FIRE HOSE	01/31/18	262150	1,320.00-
NAFECO-NORTH AMERICA FIR							
Sum							21,395.00-
Sum							23,772.44-

CITY OF HATTIESBURG
DOCKET OF CLAIMS
PERIOD ENDING JANUARY 31, 2018

Date - 01/29/18

Vendor	Invoice Number	Purchase Order	Claims Number	Item Description	Check Date	Check No.	Check Amount
PAYROLL FUND							
00006 ADAMS, HILDA (REFUNDS)	REFUND HOSPI	02018275	17000186	REFUND HOSPITAL INSURANCE	01/19/18	112448	1,276.00-
ADAMS, HILDA (REFUNDS)							
Sum							1,276.00-
Sum							1,276.00-

CITY OF HATTIESBURG
DOCKET OF CLAIMS
PERIOD ENDING JANUARY 31, 2018

Date - 01/29/18

Vendor	Invoice Number	Purchase Order	Claims Number	Item Description	Check Date	Check No.	Check Amount
WATER & SEWER OPERATION/MAINT.							
00009 ADVANCED JANITORIAL SERV	101205 WTR B	00176488	17000501	SERVS 1/18 WTR BILLING OFFICE	01/31/18	261966	495.00-
ADVANCED JANITORIAL SERV							
Sum							495.00-
00009 ARNOLD LINE WATER ASSN I	SWR BILLING	00176294	17000461	SEWER BILLING 10/17-12/17	01/31/18	261981	405.00-
ARNOLD LINE WATER ASSN I							
Sum							405.00-
00009 ASH MILLWORKS	46940	00176338	17000494	BLDG MATLS GREEN'S OFFICE SWR	01/31/18	261982	1,106.84-
ASH MILLWORKS							
Sum							1,106.84-
00009 AT&T MOBILITY	287273578351	00176421	17000489	WIRELESS SERV 12/18 W&SO&M	01/31/18	261988	434.02-
00009 AT&T MOBILITY	287273861504	00176450	17000496	GPS TRACKING 12/17 WTR PLANT	01/31/18	261988	170.00-
AT&T MOBILITY							
Sum							604.02-
00009 AUTO ARMATURE SERVICE IN	10478	00175860	17000490	ALTERNATOR U#15232 SEWER	01/31/18	261990	149.95-
00009 AUTO ARMATURE SERVICE IN	10479	00175860	17000491	ALTERNATOR U#12605 SEWER	01/31/18	261990	99.95-
AUTO ARMATURE SERVICE IN							
Sum							249.90-
00009 BONNER ANALYTICAL TESTIN	65063	00176299	17000468	TESTS WESTOVER & COMMERCE	01/31/18	261999	53.00-
00009 BONNER ANALYTICAL TESTIN	65103	00176367	17000479	TESTS 1/18 LAGOONS	01/31/18	261999	242.33-
BONNER ANALYTICAL TESTIN							
Sum							295.33-
00009 CARQUEST AUTO PARTS STOR	14758-100630	00175472	17000480	REPR PTS U#20049 WTR BILLING	01/31/18	262017	18.89-
00009 CARQUEST AUTO PARTS STOR	14758-100257	00175303	17000481	REPR PTS U#15667 TRANS	01/31/18	262017	203.79-
00009 CARQUEST AUTO PARTS STOR	14758-100349	00175337	17000482	REPR PTS U#13513 SEWER	01/31/18	262017	138.63-
00009 CARQUEST AUTO PARTS STOR	14758-103061	00170370	17000502	REPR PTS U#20057 TRANS	01/31/18	262017	8.49-
00009 CARQUEST AUTO PARTS STOR	14758-101424	00175747	17000503	REPR PTS U#20056 TRANS	01/31/18	262017	57.70-
00009 CARQUEST AUTO PARTS STOR	14758-100353	00175332	17000504	REPR PTS U#18564 SEWER	01/31/18	262017	109.04-
CARQUEST AUTO PARTS STOR							
Sum							536.54-
00009 CERTIFIED LABORATORIES	2984612	00176033	17000469	SURE FLOW LINE CLEANER SEWER	01/31/18	262018	6,202.50-
00009 CERTIFIED LABORATORIES	2997651	00176332	17000495	CHEMICALS LAGOONS	01/31/18	262018	12,163.00-
CERTIFIED LABORATORIES							
Sum							18,365.50-
00009 CINTAS CORPORATION #J66	J66566731	00176320	17000464	UNIFORMS 12/21 WTR BILLING	01/31/18	262025	24.34-
00009 CINTAS CORPORATION #J66	J66567493	00176320	17000465	UNIFORMS 12/28 WTR BILLING	01/31/18	262025	24.34-
00009 CINTAS CORPORATION #J66	J66568465	00176350	17000470	UNIFORMS 1/08 TRANS	01/31/18	262025	78.47-
00009 CINTAS CORPORATION #J66	J66568466	00176350	17000471	MOP/MAT 1/08 PLANT	01/31/18	262025	13.93-

00009	CINTAS CORPORATION #J66	J66568465	00176350	17000472	UNIFORMS 1/08 PLANT	01/31/18	262025	51.65-
00009	CINTAS CORPORATION #J66	J66568465	00176350	17000473	UNIFORMS 1/08 SEWER	01/31/18	262025	47.80-
00009	CINTAS CORPORATION #J66	J66568465	00176350	17000474	UNIFORMS 1/08 LAGOON	01/31/18	262025	27.96-
CINTAS CORPORATION #J66								
Sum								268.49-
00009	CITY OF HATTIESBURG FUND	TRF 2ND 1/18	02018273	17000475	TRF 2ND 1/18 PAYROLL	01/17/18	22086	90,648.47-
CITY OF HATTIESBURG FUND								
Sum								90,648.47-
00009	COMSOUTH	188334	00176118	17000493	RADIO BATTERY CHARGERS	01/31/18	262035	420.00-
COMSOUTH								
Sum								420.00-
00009	D P C ENTERPRISES LP	212000035-18	00176024	17000485	CHEMICALS WTR PLT #1	01/31/18	262040	1,122.00-
00009	D P C ENTERPRISES LP	212000036-18	00176024	17000486	CHEMICALS WTR PLT #2	01/31/18	262040	1,122.00-
00009	D P C ENTERPRISES LP	212000037-18	00176030	17000487	CHEMICALS NORTH LAGOON	01/31/18	262040	3,282.00-
00009	D P C ENTERPRISES LP	212000080-18	00176140	17000492	CHEMICALS SOUTH LAGOON	01/31/18	262040	6,564.00-
D P C ENTERPRISES LP								
Sum								12,090.00-
00009	DIXIE COMMUNITY UTILITY	SEWER BILLIN	00176298	17000462	SEWER BILLING 12/17	01/31/18	262042	403.50-
DIXIE COMMUNITY UTILITY								
Sum								403.50-
00009	FASTENAL COMPANY	MSHAT205424	00176376	17000527	COVERALLS WASTEWTR CREWS	01/31/18	262051	114.24-
00009	FASTENAL COMPANY	MSHAT205425	00176364	17000528	COVERALLS LIFT STA WET WELLS	01/31/18	262051	193.88-
FASTENAL COMPANY								
Sum								308.12-
00009	GARNER LUMLEY ELECTRIC S	545090	00175987	17000483	ELEC SUPP WTR BILLING OFFICE	01/31/18	262057	120.60-
00009	GARNER LUMLEY ELECTRIC S	545141	00176051	17000484	ELEC SUPP WTR BILLING OFFICE	01/31/18	262057	37.72-
00009	GARNER LUMLEY ELECTRIC S	545269	00176144	17000488	ELEC SUPP JULIAN LIFT STA	01/31/18	262057	76.63-
GARNER LUMLEY ELECTRIC S								
Sum								234.95-
00009	HAVARD PEST CONTROL INC	1234990	02018268	17000529	QTRLY SRV WTR PLT LOWER	01/31/18	262081	48.00-
00009	HAVARD PEST CONTROL INC	1234991	02018268	17000530	QTRLY SRV WTR PLT UPPER	01/31/18	262081	50.00-
00009	HAVARD PEST CONTROL INC	1234995	02018268	17000531	QTRLY SRV NORTH LAGOON	01/31/18	262081	40.00-
HAVARD PEST CONTROL INC								
Sum								138.00-
00009	IRBY, STUART C CO	S010537651.0	00175793	17000525	ELEC SUPP CANAL PLACE STA	01/31/18	262102	1,983.64-
IRBY, STUART C CO								
Sum								1,983.64-
00009	L & A CONTRACTING CO	483-099	00176656	17000532	AERATOR MNT 1/1-14/18 LAGOONS	01/31/18	262114	81,899.29-
L & A CONTRACTING CO								
Sum								81,899.29-
00009	MAC PAPERS	391352(B)	00176297	17000499	PAPER SUPP WTR BILLING	01/31/18	262124	379.20-

MAC PAPERS								
Sum								379.20-
00009	MCELHANEY PLUMBING INC	263806	00176137	17000467	ANCHOR BOLTS WAREHOUSE SHELVS	01/31/18	262127	28.95-
00009	MCELHANEY PLUMBING INC	263636	00176363	17000500	PLUMB SUPP LAGOONS	01/31/18	262127	76.34-
00009	MCELHANEY PLUMBING INC	261689	00176548	17000524	PLUMB SUPP TRANS DEPT	01/31/18	262127	37.78-
MCELHANEY PLUMBING INC								
Sum								143.07-
00009	MS POWER COMPANY	1/18 W&SO&M	00020188	17000519	MNTHLY ELEC-W&SO&M	01/31/18	262148	76,852.28-
MS POWER COMPANY								
Sum								76,852.28-
00009	N & H ELECTRONIC DISTRIB	177705	00174600	17000466	WATER LINE LOCATOR REPAIR	01/31/18	262149	65.00-
00009	N & H ELECTRONIC DISTRIB	179809	00176168	17000476	ELEC WIRE FOR POWER INVERTORS	01/31/18	262149	50.00-
N & H ELECTRONIC DISTRIB								
Sum								115.00-
00009	NEWELL PAPER COMPANY	4018229	00176074	17000477	JANIT SUPP WTR PLANTS	01/31/18	262157	532.17-
00009	NEWELL PAPER COMPANY	4018733	00176291	17000497	COPY PAPER WTR BILLING OFFICE	01/31/18	262157	115.95-
NEWELL PAPER COMPANY								
Sum								648.12-
00009	NORTH LAMAR WATER ASSN	SEWER BILLIN	00176296	17000463	SEWER BILLING 12/17	01/31/18	262160	135.00-
NORTH LAMAR WATER ASSN								
Sum								135.00-
00009	PEARL RIVER VALLEY EPA (	1/18 W&SO&M	00020188	17000521	MNTHLY 1/18 PUBLIC SERVICES	01/31/18	262171	7,792.24-
PEARL RIVER VALLEY EPA (								
Sum								7,792.24-
00009	POLLARD WATER.COM-EAST	0097072	00175837	17000460	HAND TOOLS WTR SERVICE MEN	01/31/18	262181	171.43-
POLLARD WATER.COM-EAST								
Sum								171.43-
00009	SHERWIN-WILLIAMS COMPANY	9886-2	00176337	17000478	PAINT SUPP NEW OFFICE SEWER	01/31/18	262193	124.60-
SHERWIN-WILLIAMS COMPANY								
Sum								124.60-
00009	SOUTHERN PINE ELECTRIC P	1/18 W&SO&M	00020186	17000522	MNTHLY 1/18 PUBLIC SERVICES	01/31/18	262202	1,729.84-
SOUTHERN PINE ELECTRIC P								
Sum								1,729.84-
00009	SPIRE ENERGY	1/18 W&SO&M	00020188	17000520	MNTHLY GAS-W&SO&M	01/31/18	262209	808.01-
SPIRE ENERGY								
Sum								808.01-
00009	STANDARD OFFICE SUPPLY C	0074755-001	00176306	17000498	OFFICE SUPP WTR BILLING	01/31/18	262210	26.48-
STANDARD OFFICE SUPPLY C								
Sum								26.48-
00009	ULTIMATE PARTY #3 (WAS	187711	00176489	17000523	REWARDS CUSTOMER SERVICE	01/31/18	262226	167.02-

ULTIMATE PARTY #3 (WAS

Sum								167.02-
00009	WAL-MART STORES INC	004828	00176043	17000526	OFFICE SUPP/EQUIP WTR BILLING	01/31/18	262233	348.83-
WAL-MART STORES INC								
Sum								348.83-
00009	WARREN PAVING INC	6053	00174881	17000505	HOT ASPHALT MIX WTR TRANS DEPT	01/31/18	262237	208.25-
00009	WARREN PAVING INC	6054	00174881	17000506	HOT ASPHALT MIX WTR TRANS DEPT	01/31/18	262237	458.76-
00009	WARREN PAVING INC	6069	00174881	17000507	HOT ASPHALT MIX WTR TRANS DEPT	01/31/18	262237	186.82-
00009	WARREN PAVING INC	6098	00174881	17000508	HOT ASPHALT MIX WTR TRANS DEPT	01/31/18	262237	349.13-
00009	WARREN PAVING INC	6163	00174881	17000509	HOT ASPHALT MIX WTR TRANS DEPT	01/31/18	262237	290.33-
00009	WARREN PAVING INC	6166	00174881	17000510	HOT ASPHALT MIX WTR TRANS DEPT	01/31/18	262237	556.16-
00009	WARREN PAVING INC	6198	00174881	17000511	HOT ASPHALT MIX WTR TRANS DEPT	01/31/18	262237	529.21-
00009	WARREN PAVING INC	6206	00174881	17000512	HOT ASPHALT MIX WTR TRANS DEPT	01/31/18	262237	116.99-
00009	WARREN PAVING INC	6295	00174881	17000513	HOT ASPHALT MIX WTR TRANS DEPT	01/31/18	262237	239.49-
00009	WARREN PAVING INC	6344	00174881	17000514	HOT ASPHALT MIX WTR TRANS DEPT	01/31/18	262237	255.41-
00009	WARREN PAVING INC	6421	00174881	17000515	HOT ASPHALT MIX WTR TRANS DEPT	01/31/18	262237	180.08-
00009	WARREN PAVING INC	6525	00174881	17000516	HOT ASPHALT MIX WTR TRANS DEPT	01/31/18	262237	526.76-
00009	WARREN PAVING INC	6565	00174881	17000517	HOT ASPHALT MIX WTR TRANS DEPT	01/31/18	262237	355.86-
00009	WARREN PAVING INC	6569	00174881	17000518	HOT ASPHALT MIX WTR TRANS DEPT	01/31/18	262237	347.90-
WARREN PAVING INC								
Sum								4,601.15-
Sum								304,494.86-

CITY OF HATTIESBURG
DOCKET OF CLAIMS
PERIOD ENDING JANUARY 31, 2018

Date - 01/29/18

Vendor	Invoice Number	Purchase Order	Claims Number	Item Description	Check Date	Check No.	Check Amount
WATER & SEWER FUND							
00011 ALBERT GAIL R	METER DEP RF	02018285	17000308	METER DEP RFD	01/31/18	261971	75.00-
ALBERT GAIL R							
Sum							75.00-
00011 ALBRITTON, MAREN	METER DEP RF	02018285	17000276	METER DEP RFD	01/31/18	261972	24.40-
ALBRITTON, MAREN							
Sum							24.40-
00011 ANDERSON, MICHAEL W	METER DEP RF	02018301	17000320	METER DEPOSIT REFUND	01/31/18	261979	40.00-
ANDERSON, MICHAEL W							
Sum							40.00-
00011 BEZERRA, SILVIO	METER DEP RF	02018301	17000328	METER DEPOSIT REFUND	01/31/18	261996	75.00-
BEZERRA, SILVIO							
Sum							75.00-
00011 BROCK, HENERY	METER DEP RF	02018285	17000294	METER DEP RFD	01/31/18	262002	75.00-
00011 BROCK, HENERY	WTR OVRPMT R	02018287	17000315	WTR OVRPMT RFD	01/31/18	262002	15.27-
BROCK, HENERY							
Sum							90.27-
00011 BRYANT, JAMES G	METER DEP RF	02018285	17000277	METER DEP RFD	01/31/18	262004	24.40-
BRYANT, JAMES G							
Sum							24.40-
00011 CHAPEL, CHARLOTTE	METER DEP RF	02018285	17000292	METER DEP RFD	01/31/18	262019	17.52-
CHAPEL, CHARLOTTE							
Sum							17.52-
00011 COLE, CARLA	METER DEP RF	02018285	17000285	METER DEP RFD	01/31/18	262029	75.00-
COLE, CARLA							
Sum							75.00-
00011 ETHERIDGE, GERALDINE	METER DEP RF	02018285	17000310	METER DEP RFD	01/31/18	262050	24.40-
ETHERIDGE, GERALDINE							
Sum							24.40-
00011 GATTUSO, PHILLIP	METER DEP RF	02018285	17000299	METER DEP RFD	01/31/18	262058	24.40-
GATTUSO, PHILLIP							
Sum							24.40-
00011 GEORGE, GABRIEL	METER DEP RF	02018285	17000284	METER DEP RFD	01/31/18	262059	75.00-
GEORGE, GABRIEL							
Sum							75.00-

00011 GIBSON, JACOB	METER DEP RF 02018301	17000323	METER DEPOSIT REFUND	01/31/18	262060	75.00-
GIBSON, JACOB						
Sum						75.00-
00011 GILLESPIE, MICHAEL	METER DEP RF 02018285	17000281	METER DEP RFD	01/31/18	262062	75.00-
GILLESPIE, MICHAEL						
Sum						75.00-
00011 HALLMAN PROPERTIES 1006	METER DEP RF 02018285	17000301	METER DEP RFD	01/31/18	262073	75.00-
HALLMAN PROPERTIES 1006						
Sum						75.00-
00011 HATTIESBURG CLINIC	WTR OVRPMT R 02018267	17000316	WTR OVRPMT RFD	01/31/18	262077	7,980.53-
HATTIESBURG CLINIC						
Sum						7,980.53-
00011 HILL, GWEN DBA ASCENDING	METER DEP RF 02018285	17000278	METER DEP RFD	01/31/18	262085	5.44-
HILL, GWEN DBA ASCENDING						
Sum						5.44-
00011 HOUZE, SHELADIA	METER DEP RF 02018285	17000313	METER DEP RFD	01/31/18	262089	24.40-
HOUZE, SHELADIA						
Sum						24.40-
00011 HUNT, ELIZABETH	METER DEP RF 02018285	17000286	METER DEP RFD	01/31/18	262092	24.40-
HUNT, ELIZABETH						
Sum						24.40-
00011 JOHNSON, LEON 1	METER DEP RF 02018285	17000302	METER DEP RFD	01/31/18	262106	24.40-
JOHNSON, LEON 1						
Sum						24.40-
00011 JONES, DARRELL	METER DEP RF 02018301	17000324	METER DEPOSIT REFUND	01/31/18	262107	22.40-
JONES, DARRELL						
Sum						22.40-
00011 LADNER, CATHY	METER DEP RF 02018285	17000311	METER DEP RFD	01/31/18	262115	21.40-
LADNER, CATHY						
Sum						21.40-
00011 LONDON & STETELMAN 301 4	METER DEP RF 02018285	17000309	METER DEP RFD	01/31/18	262120	75.00-
LONDON & STETELMAN 301 4						
Sum						75.00-
00011 MAIN STREET RESTORATION	METER DEP RF 02018301	17000322	METER DEPOSIT REFUND	01/31/18	262125	75.00-
MAIN STREET RESTORATION						
Sum						75.00-
00011 MASON,BILLY R	METER DEP RF 02018285	17000295	METER DEP RFD	01/31/18	262126	75.00-
MASON,BILLY R						
Sum						75.00-

00011 MCGILLIS, WILLIAM	METER DEP RF	02018285	17000282	METER DEP RFD	01/31/18	262128	7.40-
MCGILLIS, WILLIAM							
Sum							7.40-
00011 MEADOR, TYSON B	METER DEP RF	02018285	17000304	METER DEP RFD	01/31/18	262132	24.40-
MEADOR, TYSON B							
Sum							24.40-
00011 MERCER, STERETT H	METER DEP RF	02018285	17000306	METER DEP RFD	01/31/18	262134	48.80-
MERCER, STERETT H							
Sum							48.80-
00011 MERRILL, SELINA	WTR OVRPYMT	02018302	17000317	WATER OVERPAYMENT REFUND	01/31/18	262135	12.52-
00011 MERRILL, SELINA	METER DEP RF	02018301	17000325	METER DEPOSIT REFUND	01/31/18	262135	75.00-
MERRILL, SELINA							
Sum							87.52-
00011 MISS BAPTIST FOUNDATION	METER DEP RF	02018285	17000312	METER DEP RFD	01/31/18	262138	24.40-
MISS BAPTIST FOUNDATION							
Sum							24.40-
00011 MIXON, LARRY	METER DEP RF	02018301	17000321	METER DEPOSIT REFUND	01/31/18	262140	24.40-
MIXON, LARRY							
Sum							24.40-
00011 NELSON, LONNY	METER DEP RF	02018285	17000291	METER DEP RFD	01/31/18	262156	7.40-
NELSON, LONNY							
Sum							7.40-
00011 PALMER, ERICA	METER DEP RF	02018285	17000289	METER DEP RFD	01/31/18	262168	24.40-
PALMER, ERICA							
Sum							24.40-
00011 PAYNE, WILFORD A III	METER DEP RF	02018285	17000275	METER DEP RFD	01/31/18	262169	75.00-
PAYNE, WILFORD A III							
Sum							75.00-
00011 PERRY, JERRICA	METER DEP RF	02018285	17000288	METER DEP RFD	01/31/18	262172	24.40-
PERRY, JERRICA							
Sum							24.40-
00011 PUCKETT, LESLIE	METER DEP RF	02018285	17000293	METER DEP RFD	01/31/18	262185	24.40-
PUCKETT, LESLIE							
Sum							24.40-
00011 REI GROUP LLC 1	WTR OVERPYMT	02018302	17000318	WATER OVERPAYMENT REFUND	01/31/18	262186	6.88-
00011 REI GROUP LLC 1	METER DEP RF	02018301	17000327	METER DEPOSIT REFUND	01/31/18	262186	75.00-
REI GROUP LLC 1							
Sum							81.88-
00011 SIMMONS, SHELLY	METER DEP RF	02014285	17000307	METER DEP RFD	01/31/18	262194	24.40-

SIMMONS, SHELLY
Sum 24.40-
00011 SONNIER, CLAUDINE METER DEP RF 02018285 17000283 METER DEP RFD 01/31/18 262198 75.00-

SONNIER, CLAUDINE
Sum 75.00-
00011 SOUTHGATE REALTY LLC 119 METER DEP RF 02018285 17000298 METER DEP RFD 01/31/18 262206 17.52-

SOUTHGATE REALTY LLC 119
Sum 17.52-
00011 TAYLOR, LENOIR METER DEP RF 02018285 17000314 METER DEP RFD 01/31/18 262215 26.00-

TAYLOR, LENOIR
Sum 26.00-
00011 TAYLOR, TAMMY METER DEP RF 02018285 17000303 METER DEP RFD 01/31/18 262216 24.40-

TAYLOR, TAMMY
Sum 24.40-
00011 TAYLOR, TRACY M METER DEP RF 02018285 17000279 METER DEP RFD 01/31/18 262217 75.00-

TAYLOR, TRACY M
Sum 75.00-
00011 TISDALE, HAROLD E METER DEP RF 02018301 17000319 METER DEPOSIT REFUND 01/31/18 262220 40.00-

TISDALE, HAROLD E
Sum 40.00-
00011 TYNES, CLAIRE METER DEP RF 02018285 17000290 METER DEP RFD 01/31/18 262225 17.52-

TYNES, CLAIRE
Sum 17.52-
00011 VANSKIVER, KATHRYN A METER DEP RF 02018285 17000297 METER DEP RFD 01/31/18 262230 17.52-

VANSKIVER, KATHRYN A
Sum 17.52-
00011 WARD, REBECCA METER DEP RF 02018285 17000305 METER DEP RFD 01/31/18 262235 75.00-

WARD, REBECCA
Sum 75.00-
00011 WATKINS, ASHLEY METER DEP RF 02018285 17000300 METER DEP RFD 01/31/18 262243 24.40-

WATKINS, ASHLEY
Sum 24.40-
00011 WATROUS, CHAD METER DEP RF 02018285 17000287 METER DEP RFD 01/31/18 262244 75.00-

WATROUS, CHAD
Sum 75.00-
00011 YORK, CHARLOTTE S METER DEP RF 02018285 17000280 METER DEP RFD 01/31/18 262249 75.00-

YORK, CHARLOTTE S
Sum 75.00-
00011 YOUCHES,KATHRYN METER DEP RF 02018301 17000326 METER DEPOSIT REFUND 01/31/18 262250 24.40-

YOUCHES,KATHRYN				
Sum				24.40-
00011 ZHAO, YAN FEI	METER DEP RF 02018285 17000296 METER DEP RFD	01/31/18	262252	24.40-
ZHAO, YAN FEI				
Sum				24.40-
Sum				10,168.32-

CITY OF HATTIESBURG
DOCKET OF CLAIMS
PERIOD ENDING JANUARY 31, 2018

Date - 01/29/18

Vendor	Invoice Number	Purchase Order	Claims Number	Item Description	Check Date	Check No.	Check Amount
CITY B & I							
00013 HANCOCK BANK CORP TRUST	10 GO RFDG B	02018283	17000005	10 GO RFDG BOND AGENT FEE	01/23/18	112458	750.00-
HANCOCK BANK CORP TRUST							
Sum							750.00-
Sum							750.00-

CITY OF HATTIESBURG
DOCKET OF CLAIMS
PERIOD ENDING JANUARY 31, 2018

Date - 01/29/18

Vendor	Invoice Number	Purchase Order	Claims Number	Item Description	Check Date	Check No.	Check Amount
POLICE FORFEITURES FUND							
00019 SYMBOL ARTS	0297296-IN	00175681	17000024	PEST CONTROL STATIONS REC OFC	01/31/18	262214	1,237.50-
SYMBOL ARTS							
Sum							1,237.50-
00019 TRI-TECH INC	154299	00176178	17000025	CRIME SCENE COLLECT DEVICES	01/31/18	262222	201.50-
TRI-TECH INC							
Sum							201.50-
Sum							1,439.00-

CITY OF HATTIESBURG
DOCKET OF CLAIMS
PERIOD ENDING JANUARY 31, 2018

Date - 01/29/18

Vendor	Invoice Number	Purchase Order	Claims Number	Item Description	Check Date	Check No.	Check Amount
TAX COLLECTOR'S FUND							
00027 CITY OF HATTIESBURG FUND	MILLAGE DIST	02018296	17000036	MILLAGE DIST TO TIF	01/24/18	311732	5,000.00-
CITY OF HATTIESBURG FUND							
Sum							5,000.00-
00027 H'BURG PUBLIC SCHOOLS	1/18 MILLAGE	02018294	17000037	1/18 MILLAGE	01/24/18	311733	2,696,641.08-
00027 H'BURG PUBLIC SCHOOLS	1/18 MILLAGE	02018294	17000038	1/18 MILLAGE	01/24/18	311734	354,148.51-
H'BURG PUBLIC SCHOOLS							
Sum							3,050,789.59-
Sum							3,055,789.59-

CITY OF HATTIESBURG
DOCKET OF CLAIMS
PERIOD ENDING JANUARY 31, 2018

Date - 01/29/18

Vendor	Invoice Number	Purchase Order	Claims Number	Item Description	Check Date	Check No.	Check Amount
MUNICIPAL ROAD & BRIDGE							
00072 WARREN PAVING INC	1041	00175781	17000048	PAVING SOUTHERN DR	01/31/18	262237	73,047.55-
WARREN PAVING INC							
Sum							73,047.55-
Sum							73,047.55-

CITY OF HATTIESBURG
DOCKET OF CLAIMS
PERIOD ENDING JANUARY 31, 2018

Date - 01/29/18

Vendor	Invoice Number	Purchase Order	Claims Number	Item Description	Check Date	Check No.	Check Amount
MASS TRANSIT FUND							
00073 ADVANCED JANITORIAL SERV	101205 MASS	00176488	17000146	SERVS 1/18 MASS TRANSIT	01/31/18	261966	345.00-
ADVANCED JANITORIAL SERV							
Sum							345.00-
00073 ALLIANCE BUS GROUP INC	515672	00171994	17000134	REPR PTS U#20585/20586 BUSES	01/31/18	261974	207.00-
ALLIANCE BUS GROUP INC							
Sum							207.00-
00073 AT&T MOBILITY	287273578351	00176421	17000144	WIRELESS SERV 12/18 M TRANSIT	01/31/18	261988	122.73-
AT&T MOBILITY							
Sum							122.73-
00073 CARQUEST AUTO PARTS STOR	14758-102375	00176256	17000141	REPR PTS U#19552/19535 BUSES	01/31/18	262017	370.92-
00073 CARQUEST AUTO PARTS STOR	14758-96600	00173596	17000153	JUMPER CABLES FOR BUSES	01/31/18	262017	499.99-
CARQUEST AUTO PARTS STOR							
Sum							870.91-
00073 CHARLIE'S TROPHY SHOP	PO#170309 5/	00170309	17000151	PLAQUE FOR COASTAL TRANSIT	01/31/18	262020	60.00-
CHARLIE'S TROPHY SHOP							
Sum							60.00-
00073 CINTAS CORPORATION #J66	J66564921	00176271	17000135	UNIFORMSF 12/06 MECH/DRIVERS	01/31/18	262025	86.83-
00073 CINTAS CORPORATION #J66	J66565697	00176271	17000136	UNIFORMS 12/13 MECH/DRIVERS	01/31/18	262025	79.80-
00073 CINTAS CORPORATION #J66	J66566488	00176271	17000137	UNIFORMS 12/20 MECH/DRIVERS	01/31/18	262025	112.16-
00073 CINTAS CORPORATION #J66	J66567257	00176271	17000138	UNIFORMS 12/27 MECH/DRIVERS	01/31/18	262025	84.86-
CINTAS CORPORATION #J66							
Sum							363.65-
00073 CITY OF HATTIESBURG FUND	TRF 2ND 1/18	02018273	17000139	TRF 2ND 1/18 PAYROLL	01/17/18	112443	26,924.67-
CITY OF HATTIESBURG FUND							
Sum							26,924.67-
00073 COMSOUTH	187647	00173179	17000150	INSTALL RADIOS ON BUSES	01/31/18	262035	17,585.00-
COMSOUTH							
Sum							17,585.00-
00073 HATTIESBURG HYDRAULICS I	69110	00169993	17000155	HOSE ASSY FOR OLD JACK	01/31/18	262078	40.24-
HATTIESBURG HYDRAULICS I							
Sum							40.24-
00073 HOME DEPOT	5040563	00175685	17000145	HEATERS MASS TRANSIT OFFICE	01/31/18	262088	96.42-
HOME DEPOT							
Sum							96.42-

00073 M B I	PO#176580 1/	00176580	17000157	MONITORING 1419 W PINE ST	01/31/18	262123	359.40-
M B I							
Sum							359.40-
00073 MCMULLAN EQUIPMENT CO	381244	00176445	17000154	REPRS U#20461	01/31/18	262129	61.88-
MCMULLAN EQUIPMENT CO							
Sum							61.88-
00073 MS POWER COMPANY	1/18 MASS TR	00020188	17000156	MNTHLY ELEC-MASS TRANSIT	01/31/18	262148	639.89-
MS POWER COMPANY							
Sum							639.89-
00073 NEWELL PAPER COMPANY	4017100	00175734	17000147	JANIT SUPP MASS TRANSIT	01/31/18	262157	321.97-
00073 NEWELL PAPER COMPANY	4019219	00176380	17000159	VARI BRUSHES/HANDLES BUSES	01/31/18	262157	180.49-
NEWELL PAPER COMPANY							
Sum							502.46-
00073 OVERHEAD DOOR CO OF HBUR	84273	00176381	17000140	REPAIR BAY DOOR ON SHOP	01/31/18	262166	355.00-
OVERHEAD DOOR CO OF HBUR							
Sum							355.00-
00073 PETERBILT OF HATTIESBURG	518719	00176409	17000158	REPRS U#16761 BUS	01/31/18	262173	409.71-
PETERBILT OF HATTIESBURG							
Sum							409.71-
00073 PINE BELT FORD INC (SEE	6016047	00176280	17000142	OIL CHANGE U#20586 BUS	01/31/18	262176	75.00-
00073 PINE BELT FORD INC (SEE	6015987	00176281	17000143	BRAKE REPR U#20584 BUS	01/31/18	262176	300.00-
00073 PINE BELT FORD INC (SEE	6016055	00176425	17000148	REPRS U#15935	01/31/18	262176	540.00-
00073 PINE BELT FORD INC (SEE	6016089	00176425	17000149	OIL CHANGE LABOR U#20585	01/31/18	262176	25.00-
PINE BELT FORD INC (SEE							
Sum							940.00-
00073 VERIZON WIRELESS	9799586972	00176549	17000152	PARATRANSIT GPS 1/11-2/10/18	01/31/18	262231	142.55-
VERIZON WIRELESS							
Sum							142.55-
Sum							50,026.51-

CITY OF HATTIESBURG
DOCKET OF CLAIMS
PERIOD ENDING JANUARY 31, 2018

Date - 01/29/18

Vendor	Invoice Number	Purchase Order	Claims Number	Item Description	Check Date	Check No.	Check Amount
WATER&SEWER CONSTRUCTION FUND							
00075 CLEARWATER CONSULTANTS I	INVOICE NO.	00176480	17000061	SAMPLE/ANALYSIS SOUTH LAGOON	01/31/18	262026	10,371.84-
00075 CLEARWATER CONSULTANTS I	INVOICE NO.1	00176480	17000062	SRV WASTEWTR TRTMT OPERATIONS	01/31/18	262026	7,374.50-
00075 CLEARWATER CONSULTANTS I	INVOICE NO.1	00176480	17000063	SRVS SUPPORT & ASSISTANCE	01/31/18	262026	16,802.00-
CLEARWATER CONSULTANTS I							
Sum							34,548.34-
Sum							34,548.34-

CITY OF HATTIESBURG
DOCKET OF CLAIMS
PERIOD ENDING JANUARY 31, 2018

Date - 01/29/18

Vendor	Invoice Number	Purchase Order	Claims Number	Item Description	Check Date	Check No.	Check Amount
COMMUNITY CENTERS' FUND							
00077 AT&T MOBILITY	287273578351	00176421	17000160	WIRELESS SERV 12/18 COMM CTRS	01/31/18	261988	60.31-
AT&T MOBILITY							
Sum							60.31-
00077 CARQUEST AUTO PARTS STOR	14758-96709	00173683	17000168	REPR PTS U#19098 VAN	01/31/18	262017	20.42-
CARQUEST AUTO PARTS STOR							
Sum							20.42-
00077 CITY OF HATTIESBURG FUND	TRF 2ND 1/18	02018273	17000157	TRF 2ND 1/18 PAYROLL	01/17/18	311728	19,286.61-
CITY OF HATTIESBURG FUND							
Sum							19,286.61-
00077 COURTNEY'S RESTAURANT EQ	11816	00176353	17000156	FREEZER REPR SHERRILL CNTR	01/31/18	262037	158.53-
00077 COURTNEY'S RESTAURANT EQ	11841	00176599	17000169	ICE MACHINE REPR CE ROY CNTR	01/31/18	262037	692.81-
00077 COURTNEY'S RESTAURANT EQ	11842	00176599	17000170	ICE MACHINE REPR CE ROY CNTR	01/31/18	262037	435.35-
COURTNEY'S RESTAURANT EQ							
Sum							1,286.69-
00077 ECONOMY SUPPLY CO	288040	00176424	17000162	ENTRY LOCK KEYS MCNAIR CENTER	01/31/18	262045	73.50-
ECONOMY SUPPLY CO							
Sum							73.50-
00077 GARNER LUMLEY ELECTRIC S	544758	00175687	17000159	BATHROOM FAN SHERRILL CENTER	01/31/18	262057	115.15-
GARNER LUMLEY ELECTRIC S							
Sum							115.15-
00077 HAVARD PEST CONTROL INC	1234976	02018268	17000171	QTRLY SRV SHERRILL CENTER	01/31/18	262081	115.00-
00077 HAVARD PEST CONTROL INC	1234978	02018268	17000172	QTRLY SRV SIGLER BLDG	01/31/18	262081	48.00-
00077 HAVARD PEST CONTROL INC	1234979	02018268	17000173	QTRLY SRV MCNAIR CENTER	01/31/18	262081	48.00-
HAVARD PEST CONTROL INC							
Sum							211.00-
00077 INDEPENDENT ELEVATOR INS	679 COMM CNT	00176094	17000155	ELEVATOR INSPECT CULT CNTR	01/31/18	262094	185.00-
INDEPENDENT ELEVATOR INS							
Sum							185.00-
00077 MCNAIR, ASHLEY (REFUNDS)	SHERRILL CEN	02018304	17000175	DAMAGE DEPOSIT REFUND	01/31/18	262130	100.00-
MCNAIR, ASHLEY (REFUNDS)							
Sum							100.00-
00077 MOULDER, LAUREN (REFUNDS	CULTURAL CEN	02018304	17000177	DAMAGE DEPOSIT REFUND	01/31/18	262142	250.00-
MOULDER, LAUREN (REFUNDS							
Sum							250.00-
00077 MS POWER COMPANY	1/18 COMM CN	00020188	17000165	MNTHLY ELEC-COMM CENTERS	01/31/18	262148	2,696.51-

MS POWER COMPANY							
Sum							2,696.51-
00077 N & H ELECTRONIC DISTRIB	180185	00176444	17000167	INET CABLE SHERRILL PHONES	01/31/18	262149	135.87-
N & H ELECTRONIC DISTRIB							
Sum							135.87-
00077 OFFICE DEPOT INC	2146960921	00176117	17000158	OFFICE SUPP COMM CENTERS	01/31/18	262162	217.09-
OFFICE DEPOT INC							
Sum							217.09-
00077 PEANUTS TOWING SERVICE	77667	00176438	17000161	TOWING U#18680 COMM CNTRS	01/31/18	262170	75.00-
PEANUTS TOWING SERVICE							
Sum							75.00-
00077 ROWELL, MONICA (REFUNDS)	CULTURAL CEN	02018304	17000174	DAMAGE DEPOSIT REFUND	01/31/18	262190	250.00-
ROWELL, MONICA (REFUNDS)							
Sum							250.00-
00077 SHERWIN-WILLIAMS COMPANY	0025-6	00176429	17000164	PAINT SUPP CULTURAL CENTER	01/31/18	262193	105.10-
SHERWIN-WILLIAMS COMPANY							
Sum							105.10-
00077 SMITH, JIM SERVICES	88409	00176515	17000163	TROUBLESHOOT BOILER SHERRILL	01/31/18	262197	413.90-
SMITH, JIM SERVICES							
Sum							413.90-
00077 SPIRE ENERGY	1/18 COMM CN	00020188	17000166	MNTHLY GAS-COMM CENTERS	01/31/18	262209	1,173.07-
SPIRE ENERGY							
Sum							1,173.07-
00077 ZAMORA, BLANCA (REFUNDS)	SHERRILL CEN	02018304	17000176	DAMAGE DEPOSIT REFUND	01/31/18	262251	100.00-
ZAMORA, BLANCA (REFUNDS)							
Sum							100.00-
Sum							26,755.22-

CITY OF HATTIESBURG
DOCKET OF CLAIMS
PERIOD ENDING JANUARY 31, 2018

Date - 01/29/18

Vendor	Invoice Number	Purchase Order	Claims Number	Item Description	Check Date	Check No.	Check Amount
COMMUNITY DEVELOP. BLOCK GRANT							
00082 CITY OF HATTIESBURG FUND	TRF 2ND PAYR	02018273	17000032	TRF 2ND PAYRLL 1/18	01/18/18	311729	5,931.23-
CITY OF HATTIESBURG FUND							
Sum							5,931.23-
Sum							5,931.23-

CITY OF HATTIESBURG
DOCKET OF CLAIMS
PERIOD ENDING JANUARY 31, 2018

Date - 01/29/18

Vendor	Invoice Number	Purchase Order	Claims Number	Item Description	Check Date	Check No.	Check Amount
SPECIAL SALES TAX-T&A							
00107 H'BURG CONVENTION COMMIS	FOOD/BEVERAG	02018272	17000007	FOOD/BEVERAGE TAX 12/17	01/19/18	112450	435,848.33-
H'BURG CONVENTION COMMIS							
Sum							435,848.33-
00107 H'BURG TOURISM COMMISSIO	MOTEL SALES	02018271	17000008	MOTEL SALES TAX 12/17	01/19/18	112451	30,943.34-
H'BURG TOURISM COMMISSIO							
Sum							30,943.34-
Sum							466,791.67-
Grand Total Level							
Sum							5,993,332.02-

City of Hattiesburg, MS

200 Forrest St.
P.O. Box 1898
Hattiesburg, MS 39401

Meeting Agenda - Final

Tuesday, February 6, 2018

5:00 PM

Council Chambers

City Council - Amendments to the Agenda

Add Policy Agenda Item VI. - 36 at the request of the Council and the Administration as follows:

VI.-36 2018-214 Adopt a Resolution authorizing the City of Hattiesburg to retain the McHugh Fuller Law Group, PLLC, and associated law firms as necessary, to pursue all civil remedies against those in the chain distribution of prescription opiates, and authorizing execution of legal services contract for same.

Attachments: RES-retain McHugh Fuller Law Group, chain distribution of prescription opiates

Legal Services Contract with McHugh Fuller and other law firms as necessary

RES#2018-28, executed RES-retain McHugh Fuller Law Group, chain distributic

executed Legal Services Contract with McHugh Fuller and other law firms as ne

City of Hattiesburg, MS

200 Forrest St.
P.O. Box 1898
Hattiesburg, MS 39401

Master

File Number: 2018-214

File ID:	2018-214	**Type:**	Resolution	**Status:**	Passed
Version:	1	**Reference:**		**In Control:**	City Council
Requester:				**File Created:**	02/06/2018
Brief Title:	Resolution authorizing McHugh Fuller Law Group and other law firms as necessary to pursue all civil remedies against chain distribution of prescription opiates and auuthorizing execution of legal services contract for same.			**Final Action:**	02/06/2018
				Minute Book Number:	MB2018-34

Title:

Adopt a Resolution authorizing the City of Hattiesburg to retain the McHugh Fuller Law Group, PLLC, and associated law firms as necessary, to pursue all civil remedies against those in the chain distribution of prescription opiates, and authorizing execution of legal services contract for same.

Notes:			
		Agenda Date:	02/06/2018
Indexes:		**Agenda Number:**	
Sponsors:		**Enactment Date:**	
Attachments:	RES-retain McHugh Fuller Law Group, chain distribution of prescription opiates, Legal Services Contract with McHugh Fuller and other law firms as necessary, RES#2018-28, executed RES-retain McHugh Fuller Law Group, chain distribution of prescription opiates, executed Legal Services Contract with McHugh Fuller and other law firms as necessary	**Enactment Number:**	
Contact:		**Meeting Date:**	
Drafter:	Kermas Eaton	**Effective Date:**	

History of Legislative File

Version:	Acting Body:	Date:	Action:	Sent To:	Due Date:	Return Date:	Result:
1	City Council - Amendments to the Agenda	02/06/2018					
1	City Council	02/06/2018	Adopt				Pass
	Action Text: Adopt						

Yea: 5 Council Member George
Council Member Delgado
Council President Carroll
Council Vice President Dryden
Council Member Brown

Text of Legislative File 2018-214

Title

Adopt a Resolution authorizing the City of Hattiesburg to retain the McHugh Fuller Law Group, PLLC, and associated law firms as necessary, to pursue all civil remedies against those in the chain distribution of prescription opiates, and authorizing execution of legal services contract for same.

Summary

Resolution authorizing McHugh Fuller Law Group and other law firms as necessary to pursue all civil remedies against chain distribution of prescription opiates and auuthorizing execution of legal services contract for same.

Budget Information

Expenditure Type

Purchasing Item

Publication Information

RESOLUTION
AUTHORIZING THE CITY OF HATTIESBURG TO RETAIN THE MCHUGH FULLER LAW GROUP, PLLC, TO PURSUE ALL CIVIL REMEDIES AGAINST THOSE IN THE CHAIN DISTRIBUTION OF PRESCRIPTION OPIATES.

WHEREAS, the City Council of Hattiesburg has the authority to adopt resolutions to secure the general health of the City of Hattiesburg and to prevent, remove, and abate nuisance, pursuant to Miss. Code Ann. § 21-19-1, as amended; and,

WHEREAS, the City Council of Hattiesburg has the authority to take action to protect the public health, safety, and welfare of the residents and citizens of Hattiesburg; and,

WHEREAS, there exists a serious public health and safety crisis involving opioid abuse, addiction, morbidity, and mortality in the City of Hattiesburg; and,

WHEREAS, the diversion of legally produced controlled substances into the illicit market causes or contributes to the serious public health and safety crisis involving opioid abuse, addiction, morbidity, and mortality in the City of Hattiesburg; and,

WHEREAS, the opioid crisis unreasonably interferes with rights common to the general public of Hattiesburg; involves a significant interference with the public health, safety, peace, comfort, and convenience of citizens and residents of Hattiesburg; includes the delivery of controlled substances defined in Miss. Code Ann. § 41-29-105 in violation of State and Federal law and regulations; and therefore constitutes a public nuisance; and,

WHEREAS, the opioid crisis is having an extended and far reaching impact of the general public, health, and safety, of residents and citizens of Hattiesburg and must be abated; and,

WHEREAS, the violation of any laws of the State of Mississippi, or of the United States of America controlling the distribution of a controlled substance is inimical, harmful, and adverse to the public welfare of the residents and citizens of Hattiesburg and constitutes a public nuisance; and,

WHEREAS, the City Council of Hattiesburg has the authority to abate, or cause to be abated, any public nuisance including those acts that unreasonably interfere with rights common to the general public of Hattiesburg and/or involve a significant interference with the public health, safety, peace, comfort, and convenience of citizens and residents of Hattiesburg; and,

WHEREAS, the City of Hattiesburg has expended, is expending, and will continue to expend in the future City funds to respond to the serious public health and safety crisis involving opioid abuse, addiction, morbidity, and mortality within the City of Hattiesburg; and,

WHEREAS, the City Council of Hattiesburg has received information and believes that those in the chain of distribution of controlled substances (manufacturers and wholesale distributors) in Hattiesburg, Mississippi, and surrounding areas may have violated Federal and/or State laws and regulations that were enacted to prevent the diversion of legally produced controlled substances into the illicit market; and,

WHEREAS, the City Council of Hattiesburg desires to employ the law firm of McHugh Fuller Law Group, PLLC, as lead counsel, as well as the law firms of Green, Ketchum, Farrell, Bailey & Tweel, LLP; Levin, Papantonio, Thomas, Mitchell, Rafferty & Proctor, PA; Baron & Budd, PC; Hill, Peterson, Carper, Bee & Deitzler, PLLC; and Powell & Majestro, PLLC as co-counsel, and other such law firms that may participate in the representation of the City of Hattiesburg as recommended by lead counsel, subject to approval by the City of Hattiesburg, for the investigation and pursuit of civil litigation to abate or cause to be abated the public nuisance of opioid abuse, addiction, morbidity and mortality caused by the opioid manufacturers and wholesale distributors; and,

WHEREAS, the City Council of Hattiesburg desires to authorize the City Council and Mayor of Hattiesburg to execute an appropriate legal services contract to employ the herein named law firms for the investigation and pursuit of the civil litigation described above;

NOW, THEREFORE, BE IT RESOLVED by the City Council and Mayor of Hattiesburg, that the opioid crisis represents a public nuisance which must be abated for the benefit of the City of Hattiesburg and its residents and citizens; that the City Council and Mayor of Hattiesburg are hereby authorized to employ, on a contingent fee basis, the law firm of McHugh Fuller Law Group, PLLC, as lead counsel, as well as the law firms of Green, Ketchum, Farrell, Bailey & Tweel, LLP; Levin, Papantonio, Thomas, Mitchell, Rafferty & Proctor, PA; Baron & Budd, PC; Hill, Peterson, Carper, Bee &

Deitzler, PLLC; and Powell & Majestro, PLLC as co-counsel, and other such law firms that may participate in the representation of the City of Hattiesburg as recommended by lead counsel, subject to approval by the City of Hattiesburg, for the investigation and pursuit of civil litigation to abate or cause to be abated the public nuisance of opioid abuse, addiction, morbidity and mortality caused by the opioid manufacturers and wholesale distributors; and that the City Council of Hattiesburg and the Mayor of Hattiesburg are hereby authorized to execute an appropriate legal services contract on behalf of the City in conformity with the above

The foregoing resolution having been reduced to writing, the same was introduced by Council member_____, seconded by Council member_____ and adopted by the following vote, to wit:

YEAS: NAYS:

The President thereby declared the motion carried and the Resolution adopted, this the 6th day of February, A.D., 2018

(SEAL)

ATTEST: ADOPTED:

_____ _____

CLERK OF COUNCIL PRESIDENT

The above foregoing Resolution having been submitted to and approved by the Mayor, this the 6th day of February, A.D.,2018

ATTEST: APPROVED:

_____ _____

CITY CLERK MAYOR

AUTHORITY TO REPRESENT

RE: City of Hattiesburg, Mississippi civil suit against those legally responsible for the wrongful distribution of prescription opiates and damages caused thereby.

The CITY OF HATTIESBURG (hereinafter "CLIENT") hereby retains the law firm MCHUGH FULLER LAW GROUP, PLLC, pursuant to the Mississippi Rules of Professional Conduct and MISS. CODE ANN. § 21-15-25 on a contingent fee basis, to pursue ***all*** civil remedies against those in the chain of distribution of prescription opiates responsible for the opioid epidemic which is plaguing the City of Hattiesburg, including, but not limited to, filing a claim for public nuisance to abate the damages caused thereby. **Michael J. Fuller, Esq.** (MS Bar # 101156) of the law firm MCHUGH FULLER LAW GROUP, PLLC, shall serve as LEAD COUNSEL. CLIENT authorizes lead counsel to employ and/or associate additional counsel, with consent of CLIENT, to assist LEAD COUNSEL in the just prosecution of the case. CLIENT consents to the participation of the following firms:

MCHUGH FULLER LAW GROUP
97 Elias Whiddon Rd
Hattiesburg, Mississippi

GREENE, KETCHUM, FARRELL, BAILEY & TWEEL, LLP
419 11th Street
Huntington, West Virginia

LEVIN, PAPANTONIO, THOMAS, MITCHELL, RAFFERTY & PROCTOR, PA
316 South Baylen Street
Pensacola, Florida

BARON & BUDD, PC
3102 Oak Lawn Avenue #1100
Dallas, Texas

HILL PETERSON CARPER BEE & DEITZLER PLLC
500 Tracy Way
Charleston, West Virginia

POWELL & MAJESTRO, PLLC
405 Capitol Street, Suite P-1200
Charleston, West Virginia

In consideration, CLIENT agrees to pay twenty-five percent (25%) of the total recovery (gross) in favor of the CLIENT as an attorney fee whether the claim is resolved by compromise, settlement, or trial and verdict (and appeal). The gross recovery shall be calculated on the amount obtained before the deduction of costs and expenses. CLIENT grants Attorneys an interest in a fee based on the gross recovery. If a court awards attorneys' fees, Attorneys shall receive the "greater of" the gross recovery-based contingent fee or the attorneys' fees awarded. **There is no fee if there is no recovery.**

MCHUGH FULLER LAW GROUP, PLLC and the other law firms, hereinafter referred to as the "Attorneys," agree to advance all necessary litigation expenses necessary to prosecute these claims. All such litigation expenses, including the reasonable internal costs of electronically stored information (ESI) and electronic discovery generally or the direct costs incurred from any outside contractor for those

services, will be deducted from any recovery after the contingent fee is calculated. **There is no reimbursement of litigation expenses if there is no recovery.**

The CLIENT acknowledges this fee is reasonable given the time and labor required, the novelty and difficulty of the questions involved, and the skill requisite to perform the legal service properly, the likelihood this employment will preclude other employment by the Attorneys, the fee customarily charged in the locality for similar legal services, the anticipated (contingent) litigation expenses and the anticipated results obtained, the experience, reputation, and ability of the lawyer or lawyers performing the services and the fact that the fee is contingent upon a successful recovery.

This litigation is intended to address a significant problem in the community. The litigation focuses on the manufacturers and wholesale distributors and their role in the diversion of millions of prescription opiates into the illicit market which has resulted in opioid addiction, abuse, morbidity and mortality. There is no easy solution. Many of the facts of the case are locked behind closed doors. The billion dollar industry denies liability. The litigation will be very expensive and the litigation expenses will be advanced by the Attorneys with reimbursement contingent upon a successful recovery. The outcome is uncertain, as is all civil litigation, with compensation contingent upon a successful recovery. Consequently, there must be a clear understanding between the CLIENT and the Attorneys regarding the definition of a "successful recovery."

The Attorneys intend to present a damage model designed to abate the public health and safety crisis. This damage model may take the form of money damages or equitable remedies (e.g., abatement fund). The purpose of the lawsuit is to seek reimbursement of the costs incurred in the past fighting the opioid epidemic and/or recover the funds necessary to abate the health and safety crisis caused by the unlawful conduct of the manufacturers and wholesale distributors. The CLIENT agrees to compensate the Attorneys, contingent upon prevailing, by paying 25% of any settlement/resolution/judgment, in favor of the CLIENT, whether it takes the form of monetary damages or equitable relief. For instance, if the remedy is in the form of monetary damages, CLIENT agrees to pay 25% of the gross amount to Attorneys as compensation and then reimburse the reasonable litigation expenses. If the remedy is in the form of equitable relief (e.g., abatement fund), CLIENT agrees to pay 25% of the gross value of the equitable relief to the Attorneys as compensation and then reimburse the reasonable litigation expenses. Under no circumstances shall the CLIENT be obligated to pay any Attorneys fee or any litigation expenses except from moneys expended by defendant(s) pursuant to the resolution of the CLIENT's claims. If the defendant(s) expend their own resources to abate the public health and safety crisis in exchange for a release of liability, then the Attorneys will be paid the designated contingent fee from the resources expended by the defendant(s). CLIENT acknowledges this is a necessary condition required by the Attorneys to dedicate their time and invest their resources on a contingent basis to this enormous project. If the defendant(s) negotiate a release of liability, then the Attorneys should be compensated based upon the consideration offered to induce the dismissal of the lawsuit.

The division of fees, expenses and labor between the Attorneys will be decided by private agreement between the law firms and subject to approval by the CLIENT. Any division of fees will be governed by the Mississippi Rules of Professional Conduct including: (1) the division of fees is in proportion to the services performed by each lawyer or, by written agreement with the client, each lawyer assumes joint responsibility for the representation; (2) the CLIENT is advised of and does not object to the participation of all the lawyers involved; and (3) the total fee is reasonable.

LEAD COUNSEL shall appoint a contact person to keep the CLIENT reasonably informed about the status of the matter in a manner deemed appropriate by the CLIENT. The CLIENT at all times shall retain the authority to decide the disposition of the case and personally oversee and maintain absolute control of the

litigation.

Upon conclusion of this matter, LEAD COUNSEL shall provide the CLIENT with a written statement stating the outcome of the matter and, if there is a recovery, showing the remittance to the client and the method of its determination. The closing statement shall specify the manner in which the compensation was determined under the agreement, any costs and expenses deducted by the lawyer from the judgment or settlement involved, and, if applicable, the actual division of the lawyers' fees with a lawyer not in the same firm, as required in Rule 1.5 (e) of the Mississippi Rules of Professional Conduct. The closing statement shall be signed by the CLIENT and each attorney among whom the fee is being divided.

Nothing in this Agreement and nothing in the Attorneys' statement to the CLIENT may be construed as a promise or guarantee about the outcome of this matter. The Attorneys make no such promises or guarantees. Attorneys' comments about the outcome of this matter are expressions of opinion only and the Attorneys make no guarantee as to the outcome of any litigation, settlement or trial proceedings.

SIGNED, this _____ day of _____, 2018.

CITY COUNCIL OF HATTIESBURG

_____
Carter Carroll, President

MAYOR OF HATTIESBURG

_____
Toby Barker

Accepted:

MCHUGH FULLER LAW GROUP, PLLC
97 Elias Whiddon Road
Hattiesburg, Mississippi 39402
(601) 261-2220 or (800) 939-5580

By _____ _____
Michael J. Fuller, Esq. Date

Lead Counsel

RESOLUTION
AUTHORIZING THE CITY OF HATTIESBURG TO RETAIN THE MCHUGH FULLER LAW GROUP, PLLC, TO PURSUE ALL CIVIL REMEDIES AGAINST THOSE IN THE CHAIN DISTRIBUTION OF PRESCRIPTION OPIATES.

WHEREAS, the City Council of Hattiesburg has the authority to adopt resolutions to secure the general health of the City of Hattiesburg and to prevent, remove, and abate nuisance, pursuant to Miss. Code Ann. § 21-19-1, as amended; and,

WHEREAS, the City Council of Hattiesburg has the authority to take action to protect the public health, safety, and welfare of the residents and citizens of Hattiesburg; and,

WHEREAS, there exists a serious public health and safety crisis involving opioid abuse, addiction, morbidity, and mortality in the City of Hattiesburg; and,

WHEREAS, the diversion of legally produced controlled substances into the illicit market causes or contributes to the serious public health and safety crisis involving opioid abuse, addiction, morbidity, and mortality in the City of Hattiesburg; and,

WHEREAS, the opioid crisis unreasonably interferes with rights common to the general public of Hattiesburg; involves a significant interference with the public health, safety, peace, comfort, and convenience of citizens and residents of Hattiesburg; includes the delivery of controlled substances defined in Miss. Code Ann. § 41-29-105 in violation of State and Federal law and regulations; and therefore constitutes a public nuisance; and,

WHEREAS, the opioid crisis is having an extended and far reaching impact of the general public, health, and safety, of residents and citizens of Hattiesburg and must be abated; and,

WHEREAS, the violation of any laws of the State of Mississippi, or of the United States of America controlling the distribution of a controlled substance is inimical, harmful, and adverse to the public welfare of the residents and citizens of Hattiesburg and constitutes a public nuisance; and,

WHEREAS, the City Council of Hattiesburg has the authority to abate, or cause to be abated, any public nuisance including those acts that unreasonably interfere with rights common to the general public of Hattiesburg and/or involve a significant interference with the public health, safety, peace, comfort, and convenience of citizens and residents of Hattiesburg; and,

WHEREAS, the City of Hattiesburg has expended, is expending, and will continue to expend in the future City funds to respond to the serious public health and safety crisis involving opioid abuse, addiction, morbidity, and mortality within the City of Hattiesburg; and,

WHEREAS, the City Council of Hattiesburg has received information and believes that those in the chain of distribution of controlled substances (manufacturers and wholesale distributors) in Hattiesburg, Mississippi, and surrounding areas may have violated Federal and/or State laws and regulations that were enacted to prevent the diversion of legally produced controlled substances into the illicit market; and,

WHEREAS, the City Council of Hattiesburg desires to employ the law firm of McHugh Fuller Law Group, PLLC, as lead counsel, as well as the law firms of Green, Ketchum, Farrell, Bailey & Tweel, LLP; Levin, Papantonio, Thomas, Mitchell, Rafferty & Proctor, PA; Baron & Budd, PC; Hill, Peterson, Carper, Bee & Deitzler, PLLC; and Powell & Majestro, PLLC as co-counsel, and other such law firms that may participate in the representation of the City of Hattiesburg as recommended by lead counsel, subject to approval by the City of Hattiesburg, for the investigation and pursuit of civil litigation to abate or cause to be abated the public nuisance of opioid abuse, addiction, morbidity and mortality caused by the opioid manufacturers and wholesale distributors; and,

WHEREAS, the City Council of Hattiesburg desires to authorize the City Council and Mayor of Hattiesburg to execute an appropriate legal services contract to employ the herein named law firms for the investigation and pursuit of the civil litigation described above;

NOW, THEREFORE, BE IT RESOLVED by the City Council and Mayor of Hattiesburg, that the opioid crisis represents a public nuisance which must be abated for the benefit of the City of Hattiesburg and its residents and citizens; that the City Council and Mayor of Hattiesburg are hereby authorized to employ, on a contingent fee basis, the law firm of McHugh Fuller Law Group, PLLC, as lead counsel, as well as the law firms of Green, Ketchum, Farrell, Bailey & Tweel, LLP; Levin, Papantonio, Thomas, Mitchell, Rafferty & Proctor, PA; Baron & Budd, PC; Hill, Peterson, Carper, Bee &

Deitzler, PLLC; and Powell & Majestro, PLLC as co-counsel, and other such law firms that may participate in the representation of the City of Hattiesburg as recommended by lead counsel, subject to approval by the City of Hattiesburg, for the investigation and pursuit of civil litigation to abate or cause to be abated the public nuisance of opioid abuse, addiction, morbidity and mortality caused by the opioid manufacturers and wholesale distributors; and that the City Council of Hattiesburg and the Mayor of Hattiesburg are hereby authorized to execute an appropriate legal services contract on behalf of the City in conformity with the above

The foregoing resolution having been reduced to writing, the same was introduced by Council member Dryden, seconded by Council member George and adopted by the following vote, to wit:

YEAS:

George
Delgado
Carroll
Dryden
Brown.

NAYS:

None

The President thereby declared the motion carried and the Resolution adopted, this the 6th day of February, A.D., 2018

(SEAL)

ATTEST:

CLERK OF COUNCIL

ADOPTED:

PRESIDENT

The above foregoing Resolution having been submitted to and approved by the Mayor, this the 6th day of February, A.D.,2018

ATTEST:

CITY CLERK

APPROVED:

MAYOR

AUTHORITY TO REPRESENT

RE: City of Hattiesburg, Mississippi civil suit against those legally responsible for the wrongful distribution of prescription opiates and damages caused thereby.

The CITY OF HATTIESBURG (hereinafter "CLIENT") hereby retains the law firm MCHUGH FULLER LAW GROUP, PLLC, pursuant to the Mississippi Rules of Professional Conduct and MISS. CODE ANN. § 21-15-25 on a contingent fee basis, to pursue ***all*** civil remedies against those in the chain of distribution of prescription opiates responsible for the opioid epidemic which is plaguing the City of Hattiesburg, including, but not limited to, filing a claim for public nuisance to abate the damages caused thereby. **Michael J. Fuller, Esq.** (MS Bar # 101156) of the law firm MCHUGH FULLER LAW GROUP, PLLC, shall serve as LEAD COUNSEL. CLIENT authorizes lead counsel to employ and/or associate additional counsel, with consent of CLIENT, to assist LEAD COUNSEL in the just prosecution of the case. CLIENT consents to the participation of the following firms:

MCHUGH FULLER LAW GROUP
97 Elias Whiddon Rd
Hattiesburg, Mississippi

GREENE, KETCHUM, FARRELL, BAILEY & TWEEL, LLP
419 11th Street
Huntington, West Virginia

LEVIN, PAPANTONIO, THOMAS, MITCHELL, RAFFERTY & PROCTOR, PA
316 South Baylen Street
Pensacola, Florida

BARON & BUDD, PC
3102 Oak Lawn Avenue #1100
Dallas, Texas

HILL PETERSON CARPER BEE & DEITZLER PLLC
500 Tracy Way
Charleston, West Virginia

POWELL & MAJESTRO, PLLC
405 Capitol Street, Suite P-1200
Charleston, West Virginia

In consideration, CLIENT agrees to pay twenty-five percent (25%) of the total recovery (gross) in favor of the CLIENT as an attorney fee whether the claim is resolved by compromise, settlement, or trial and verdict (and appeal). The gross recovery shall be calculated on the amount obtained before the deduction of costs and expenses. CLIENT grants Attorneys an interest in a fee based on the gross recovery. If a court awards attorneys' fees, Attorneys shall receive the "greater of" the gross recovery-based contingent fee or the attorneys' fees awarded. **There is no fee if there is no recovery.**

MCHUGH FULLER LAW GROUP, PLLC and the other law firms, hereinafter referred to as the "Attorneys," agree to advance all necessary litigation expenses necessary to prosecute these claims. All such litigation expenses, including the reasonable internal costs of electronically stored information (ESI) and electronic discovery generally or the direct costs incurred from any outside contractor for those

services, will be deducted from any recovery after the contingent fee is calculated. **There is no reimbursement of litigation expenses if there is no recovery.**

The CLIENT acknowledges this fee is reasonable given the time and labor required, the novelty and difficulty of the questions involved, and the skill requisite to perform the legal service properly, the likelihood this employment will preclude other employment by the Attorneys, the fee customarily charged in the locality for similar legal services, the anticipated (contingent) litigation expenses and the anticipated results obtained, the experience, reputation, and ability of the lawyer or lawyers performing the services and the fact that the fee is contingent upon a successful recovery.

This litigation is intended to address a significant problem in the community. The litigation focuses on the manufacturers and wholesale distributors and their role in the diversion of millions of prescription opiates into the illicit market which has resulted in opioid addiction, abuse, morbidity and mortality. There is no easy solution. Many of the facts of the case are locked behind closed doors. The billion dollar industry denies liability. The litigation will be very expensive and the litigation expenses will be advanced by the Attorneys with reimbursement contingent upon a successful recovery. The outcome is uncertain, as is all civil litigation, with compensation contingent upon a successful recovery. Consequently, there must be a clear understanding between the CLIENT and the Attorneys regarding the definition of a "successful recovery."

The Attorneys intend to present a damage model designed to abate the public health and safety crisis. This damage model may take the form of money damages or equitable remedies (e.g., abatement fund). The purpose of the lawsuit is to seek reimbursement of the costs incurred in the past fighting the opioid epidemic and/or recover the funds necessary to abate the health and safety crisis caused by the unlawful conduct of the manufacturers and wholesale distributors. The CLIENT agrees to compensate the Attorneys, contingent upon prevailing, by paying 25% of any settlement/resolution/judgment, in favor of the CLIENT, whether it takes the form of monetary damages or equitable relief. For instance, if the remedy is in the form of monetary damages, CLIENT agrees to pay 25% of the gross amount to Attorneys as compensation and then reimburse the reasonable litigation expenses. If the remedy is in the form of equitable relief (e.g., abatement fund), CLIENT agrees to pay 25% of the gross value of the equitable relief to the Attorneys as compensation and then reimburse the reasonable litigation expenses. Under no circumstances shall the CLIENT be obligated to pay any Attorneys fee or any litigation expenses except from moneys expended by defendant(s) pursuant to the resolution of the CLIENT's claims. If the defendant(s) expend their own resources to abate the public health and safety crisis in exchange for a release of liability, then the Attorneys will be paid the designated contingent fee from the resources expended by the defendant(s). CLIENT acknowledges this is a necessary condition required by the Attorneys to dedicate their time and invest their resources on a contingent basis to this enormous project. If the defendant(s) negotiate a release of liability, then the Attorneys should be compensated based upon the consideration offered to induce the dismissal of the lawsuit.

The division of fees, expenses and labor between the Attorneys will be decided by private agreement between the law firms and subject to approval by the CLIENT. Any division of fees will be governed by the Mississippi Rules of Professional Conduct including: (1) the division of fees is in proportion to the services performed by each lawyer or, by written agreement with the client, each lawyer assumes joint responsibility for the representation; (2) the CLIENT is advised of and does not object to the participation of all the lawyers involved; and (3) the total fee is reasonable.

LEAD COUNSEL shall appoint a contact person to keep the CLIENT reasonably informed about the status of the matter in a manner deemed appropriate by the CLIENT. The CLIENT at all times shall retain the authority to decide the disposition of the case and personally oversee and maintain absolute control of the

litigation.

Upon conclusion of this matter, LEAD COUNSEL shall provide the CLIENT with a written statement stating the outcome of the matter and, if there is a recovery, showing the remittance to the client and the method of its determination. The closing statement shall specify the manner in which the compensation was determined under the agreement, any costs and expenses deducted by the lawyer from the judgment or settlement involved, and, if applicable, the actual division of the lawyers' fees with a lawyer not in the same firm, as required in Rule 1.5 (e) of the Mississippi Rules of Professional Conduct. The closing statement shall be signed by the CLIENT and each attorney among whom the fee is being divided.

Nothing in this Agreement and nothing in the Attorneys' statement to the CLIENT may be construed as a promise or guarantee about the outcome of this matter. The Attorneys make no such promises or guarantees. Attorneys' comments about the outcome of this matter are expressions of opinion only and the Attorneys make no guarantee as to the outcome of any litigation, settlement or trial proceedings.

SIGNED, this 6th day of February, 2018.

CITY COUNCIL OF HATTIESBURG

Carter Carroll, President

MAYOR OF HATTIESBURG

Toby Barker

Accepted:

MCHUGH FULLER LAW GROUP, PLLC
97 Elias Whiddon Road
Hattiesburg, Mississippi 39402
(601) 261-2220 or (800) 939-5580

By _____ _____
Michael J. Fuller, Esq. Date

Lead Counsel